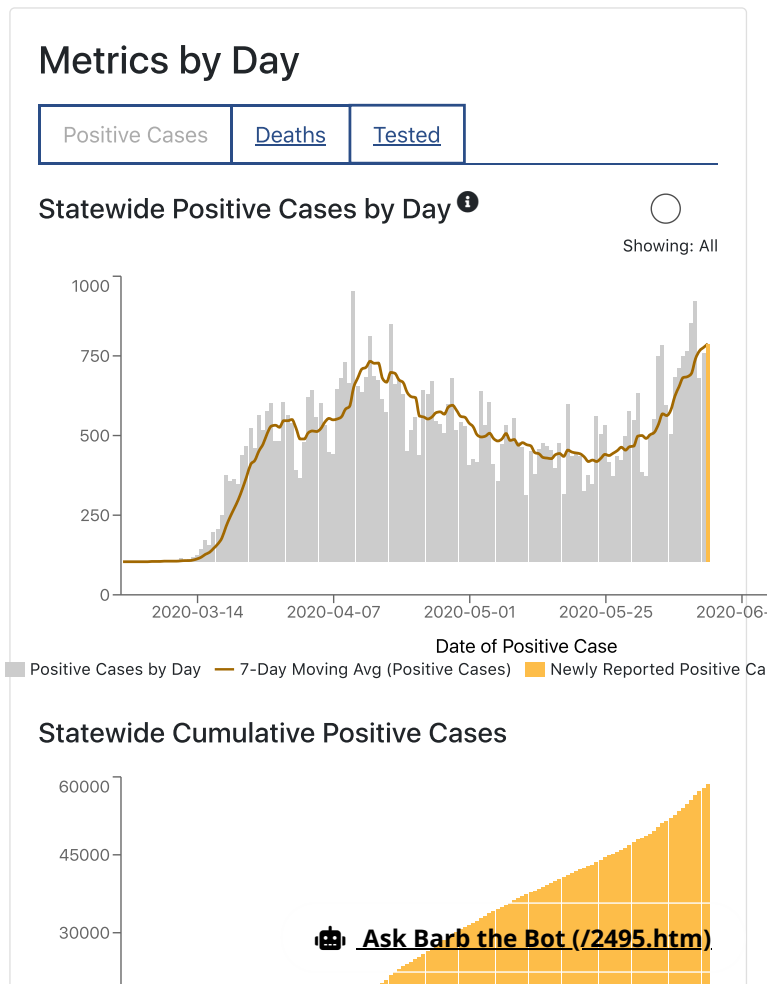
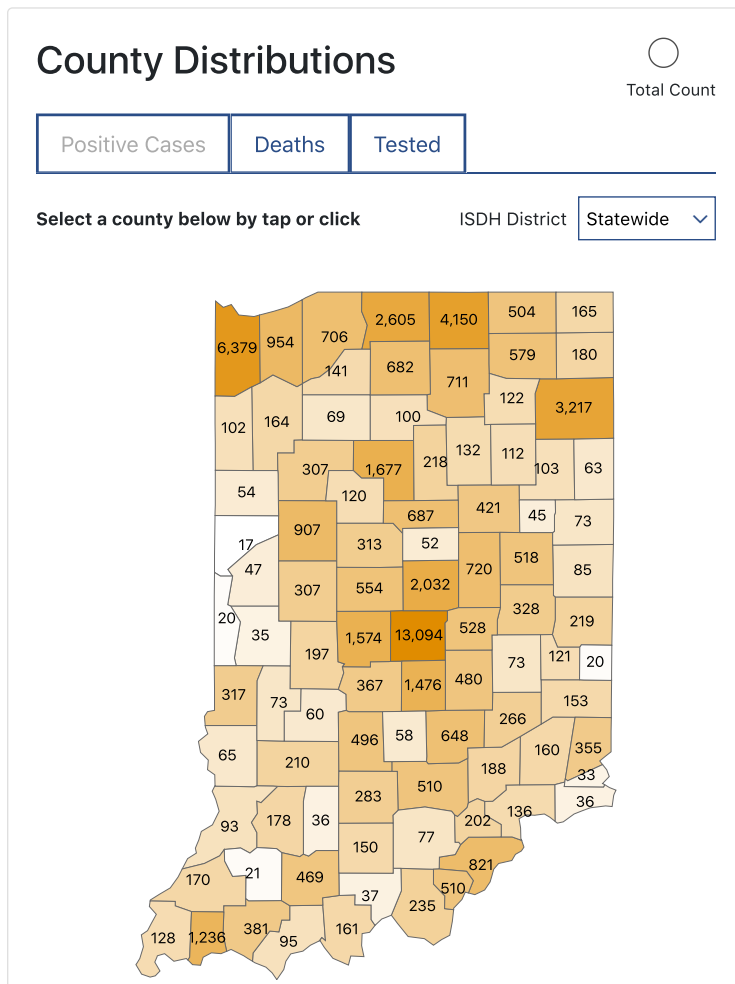


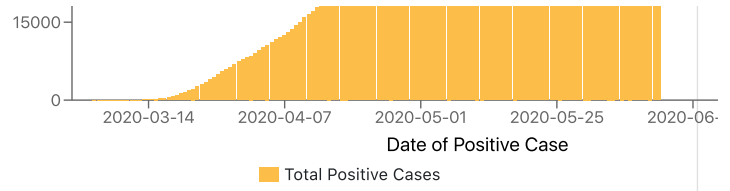
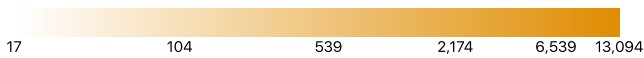
## Indiana COVID-19 Data Report

Below results are as of **07/21/2020, 11:59 PM**. Dashboard updated daily at **12:00 PM**.

[Additional Resources](#)

New positive cases, deaths and tests have occurred over a range of dates but were reported to ISDH in the last 24 hours.





## Demographic Distributions

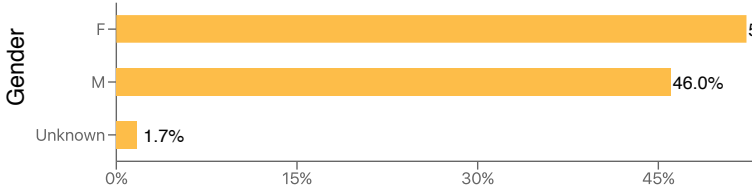
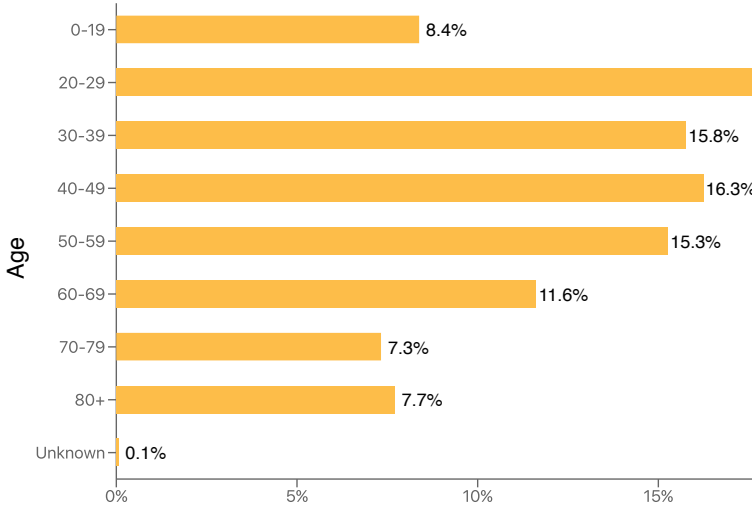
[Why do I see "Unknowns"?](#)

Positive Cases

[Deaths](#)

[Tested](#)

### Statewide Demographics for Positive Cases\*



Race	% of Cases	% of Indiana population
White	46%	85.1%
Other Race ⓘ	16.8%	2.6%
Black or African American	11.4%	9.8%
Asian	1.3%	2.5%
Unknown	24.5%	0%

Ethnicity	% of Cases	% of Indiana population
Not Hispanic or Latino	33.9%	92.9%
Hispanic or Latino	11%	7.1%
Unknown	55%	0%

\* Indiana population percentages provided by 2019 U.S. Census Bureau; Population Estimate Program.

## Resource Usage



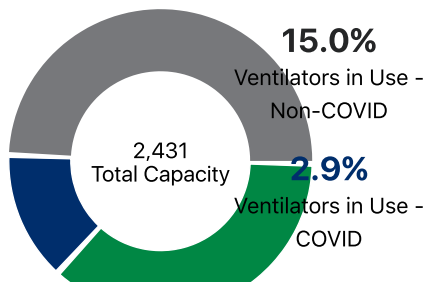
Today

[By Day](#)

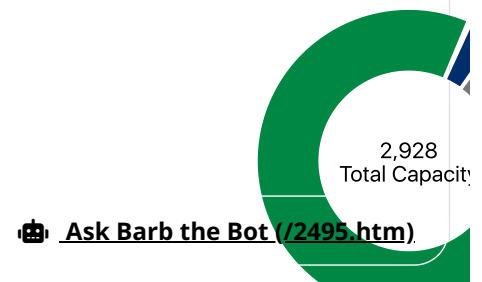
### Today's Statewide ICU Bed Usage

**49.9%**  
ICU Beds in Use - Non-COVID

**13.5%**  
ICU Beds in Use - COVID



### Today's Statewide Ventilator Usage



[Ask Barb the Bot \(/2495.htm\)](#)

36.6%

ICU Beds Available

82.1%

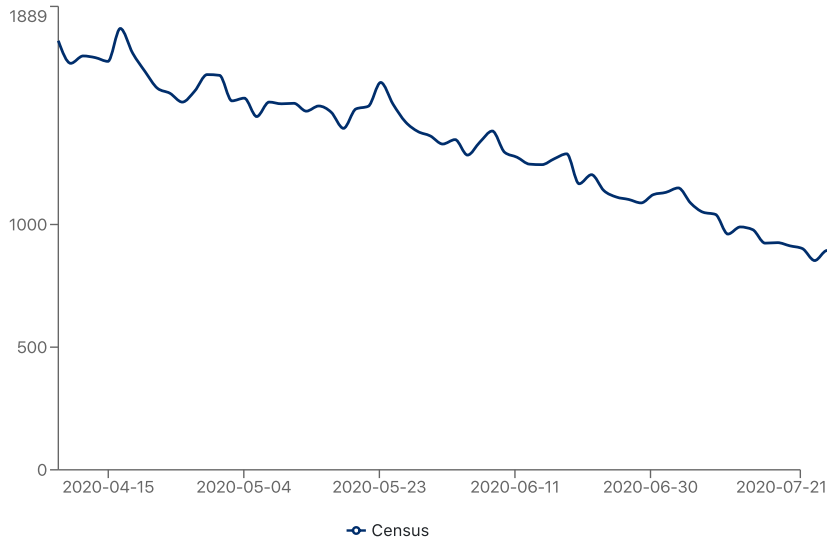
Ventilators Available

## Hospitalizations

Census

Admissions

### Statewide COVID-19 Hospital Census <sup>i</sup>



## Probable COVID-19 Counts <sup>i</sup>

Total Probable Deaths

**197**

All data displayed is preliminary and subject to change as more information is reported to ISDH. Tests are displayed by the date the test was performed and deaths are displayed by the date the death occurred.

Expect historical data to change as data is reported to ISDH.

---

### Email Updates

To sign up for updates or to access your subscriber preferences, please enter your contact information below.

\*Email Address

Submit

---

This site was last updated 7/22/2020 2:55 PM