

**City of Bloomington, Indiana**

**Fiscal Plan for Municipal Annexation**

**Seven (7) Annexation Areas Contiguous to and Inside or Around the City**

- Area 1A. South-West (A) Bloomington Annexation Area**
- Area 1B. South-West (B) Bloomington Annexation Area**
- Area 1C. South-West (C) Bloomington Annexation Area**
- Area 2. South-East Bloomington Annexation Area**
- Area 3. North Island Bloomington Annexation Area**
- Area 4. Central Island Bloomington Annexation Area**
- Area 5. South Island Bloomington Annexation Area**

**September 10, 2021 - Version 5.0**

This plan and the related impact will be available to property owners who may view it at the City of Bloomington's Legal Department or online at [Bloomington.in.gov/annex](http://Bloomington.in.gov/annex)

This plan is for municipal annexations for the following City Council ordinances insert ordinance numbers here



# Table of Contents

## Annexation Overview

|   |       |
|---|-------|
| Introduction.....                                       | 1-    |
| Contiguity.....   |       |
| Land Use.....   |       |
| Sewer Waivers.....                                      | 10-11 |
| Projects in Annexation Areas Receiving CBU Service..... | 11-15 |
| Planning & Transportation.....                          | 1     |

## Individual Annexation Area Maps

|  |       |
|--|-------|
| Area #1A: South-West Bloomington Annexation Area.....    | 1 -1  |
| Area #1B: South-West Bloomington Annexation Area.....    | 1 -20 |
| Area #1C: South-West Bloomington Annexation Area.....    | 21-22 |
| Area #2: South-East Bloomington Annexation Area.....     | 23-24 |
| Area #3: North Island Bloomington Annexation Area.....   | 25-2  |
| Area #4: Central Island Bloomington Annexation Area..... | 2 -2  |
| Area #5: South Island Bloomington Annexation Area.....   | 2 -30 |

## Basic Data of Annexation Area

|                                    |       |
|------------------------------------|-------|
| Property Tax Rate Information..... | 31-32 |
| Population.....                    | 32    |
| Road Miles.....                    | 32    |
| Impoundment Funds.....             | 33    |

## Municipal Services

|   |       |
|---|-------|
| Overview.....                             | 33-35 |
| Legal.....                                | 35    |
| Controller.....                           | 3     |
| Community and Family Resources.....       | 3 -3  |
| Parks.....                                | 3 -42 |
| Human Resources.....                      | 43-44 |
| Mayor.....                                | 44    |
| Public Works.....                         | 45-51 |
| Housing and Neighborhood Development..... | 52-55 |
| Planning and Transportation.....          | 55-5  |
| Information Technology.....               | 5 -5  |
| Economic and Sustainable Development..... | 5 -5  |
| Common Council.....                       | 5 -5  |
| City Clerk.....                           | 5     |
| Engineering Department.....               | 0     |
| Police.....                               | 1- 2  |
| Fire.....                                 | 3-    |
| Bloomington Utilities.....                | 0-    |
| Bloomington Transit.....                  | -     |

# Table of Contents

## Combined Revenues Over Combined Costs

|  |      |
|--|------|
| Revenues Over Minimum/Maximum Costs.....                 | 0- 1 |
| Projected Total Costs to Provide Municipal Services..... | 2    |
| Preliminary Amortization Schedules.....                  | 3-   |
| Projected Costs by Department.....                       | -10  |
| Projected Total Revenue.....                             | 10   |
| Recommendation.....                                      | 10   |

## Overlapping Unit Impact Projections

|  |        |
|--|--------|
| Summary of Overlapping Units in Annexation Area..... | 10     |
| Overlapping Units in Annexation Area.....            | 110-14 |

## Overlapping Unit Tax Cap (Circuit Breaker) Impact Projections

|  |         |
|--|---------|
| Circuit Breaker Comparison for School Corporations for Pay 2020..... | 150-151 |
| Area #1A: South-West (A) Bloomington Annexation Area.....            | 152     |
| Area #1B: South-West (B) Bloomington Annexation Area.....            | 153     |
| Area #1C: South-West (C) Bloomington Annexation Area.....            | 154     |
| Area #2: South-East Bloomington Annexation Area.....                 | 155     |
| Area #3: North Island Bloomington Annexation Area.....               | 15      |
| Area #4: Central Island Bloomington Annexation Area.....             | 15      |
| Area #5: South Island Bloomington Annexation Area.....               | 15      |

## Financial Impact Projections

|   |        |
|---|--------|
| Township Annexation Area Impacts.....   | 15 -1  |
| Property Tax Mean and Median.....       | 1 -1 0 |
| Population Comparison.....              | 1 1    |
| Median Household Income Comparison..... | 1 2    |

## Comparative Data - Bloomington & Other Cites

|  |         |
|--|---------|
| Property Tax Rates by Population.....                                  | 1 3-1 4 |
| Property Tax Rates by Surrounding Cities/Towns.....                    | 1 5-1   |
| Property Tax Rates - Bloomington Compared to Unincorporated Areas..... | 1 -1    |

## Revenue Analysis

|   |        |
|---|--------|
| Revenue Methodology.....  | 1 -1 0 |
| Revenue Projections - Area #1A: South-West (A) Bloomington Annexation Area..... | 1 1    |
| Revenue Projections - Area #1B: South-West (B) Bloomington Annexation Area..... | 1 2    |
| Revenue Projections - Area #1C: South-West (C) Bloomington Annexation Area..... | 1 3    |
| Revenue Projections - Area #2: South-East Bloomington Annexation Area.....      | 1 4    |
| Revenue Projections - Area #3: North Island Bloomington Annexation Area.....    | 1 5    |
| Revenue Projections - Area #4: Central Island Bloomington Annexation Area.....  | 1      |
| Revenue Projections - Area #5: South Island Bloomington Annexation Area.....    | 1      |
| Revenue Projections - Combined Bloomington Annexation Areas.....                | 1      |

# Table of Contents

|   |         |
|---|---------|
| <b>Area #1A (A) South-West: Revenues Over Costs</b> |         |
| Revenues Over Costs.....                            | 1 -1 1  |
| Preliminary Amortization Schedules.....             | 1 2-1   |
| Projected Non Capital and Capital Costs.....        | 1 -215  |
| Revenues.....                                       | 21      |
| <br>  |         |
| <b>Area #1B (B) South-West: Revenues Over Costs</b> |         |
| Revenues Over Costs.....                            | 21 -21  |
| Preliminary Amortization Schedules.....             | 220-224 |
| Projected Non Capital and Capital Costs.....        | 225-243 |
| Revenues.....                                       | 244     |
| <br>  |         |
| <b>Area #1C (C) South-West: Revenues Over Costs</b> |         |
| Revenues Over Costs.....                            | 245-24  |
| Preliminary Amortization Schedules.....             | 24 -252 |
| Projected Non Capital and Capital Costs.....        | 253-2 1 |
| Revenues.....                                       | 2 2     |
| <br>  |         |
| <b>Area #2 South-East: Revenues Over Costs</b>      |         |
| Revenues Over Costs.....                            | 2 3-2 5 |
| Preliminary Amortization Schedules.....             | 2 -2 0  |
| Projected Non Capital and Capital Costs.....        | 2 1-2   |
| Revenues.....                                       | 300     |
| <br>  |         |
| <b>Area #3 North Island: Revenues Over Costs</b>    |         |
| Revenues Over Costs.....                            | 301-303 |
| Preliminary Amortization Schedules.....             | 304-30  |
| Projected Non Capital and Capital Costs.....        | 30 -32  |
| Revenues.....                                       | 32      |
| <br>  |         |
| <b>Area #4 Central Island: Revenues Over Costs</b>  |         |
| Revenues Over Costs.....                            | 32 -331 |
| Preliminary Amortization Schedules.....             | 332-33  |
| Projected Non Capital and Capital Costs.....        | 33 -355 |
| Revenues.....                                       | 35      |
| <br>  |         |
| <b>Area #5 South Island: Revenues Over Costs</b>    |         |
| Revenues Over Costs.....                            | 35 -35  |
| Preliminary Amortization Schedules.....             | 3 0-3 4 |
| Projected Non Capital and Capital Costs.....        | 3 5-3 3 |
| Revenues.....                                       | 3 4     |



# Table of Contents

**Parcel List**

|                             |     |
|-----------------------------|-----|
| Parcel List/Tax Impact..... | 3 5 |
|-----------------------------|-----|

**Tax Bill Impact Projections - Parcel List**

|   |         |
|---|---------|
| Area #1A: South-West (A) Bloomington Annexation Area..... | 3 -422  |
| Area #1B: South-West (B) Bloomington Annexation Area..... | 423-4 1 |
| Area #1C: South-West (C) Bloomington Annexation Area..... | 4 2-4 4 |
| Area #2: South-East Bloomington Annexation Area.....      | 4 5-513 |
| Area #3: North Island Bloomington Annexation Area.....    | 514-51  |
| Area #4: Central Island Bloomington Annexation Area.....  | 51 -51  |
| Area #5: South Island Bloomington Annexation Area.....    | 51 -522 |

**Tax Cap (Circuit Breaker) Impact Projections - Parcel List**

|   |         |
|---|---------|
| Area #1A: South-West (A) Bloomington Annexation Area..... | 523-5 3 |
| Area #1B: South-West (B) Bloomington Annexation Area..... | 5 4- 1  |
| Area #1C: South-West (C) Bloomington Annexation Area..... | 1 - 21  |
| Area #2: South-East Bloomington Annexation Area.....      | 22- 1   |
| Area #3: North Island Bloomington Annexation Area.....    | 2- 5    |
| Area #4: Central Island Bloomington Annexation Area.....  | -       |
| Area #5: South Island Bloomington Annexation Area.....    | - 2     |

## Introduction:

### INTRODUCTORY STATEMENT FROM MAYOR JOHN HAMILTON

Annexation is how a city expands its boundaries to accommodate a growing community and to deliver high quality services and infrastructure in urbanized areas. Annexation incorporates property that is currently located outside but next to the City's boundaries into the City proper. Bloomington has continuously expanded our boundaries since 1818, when we began with six square blocks, to our 23 square miles today. But since annexation essentially paused in 2004, population and development have surged outside of the city limits, indicating the need to consider how to "right size" the city again, to accommodate the true extent of the community. Our predecessors in city and county governments have long considered much of the currently proposed areas to be annexed as likely future city land, evident in Monroe County's designation of "Bloomington Urbanizing Areas" in its 2012 Comprehensive Plan, as well as the "Areas Intended for Annexation" and "Two-Mile Fringe" maps also employed in recent years.

This Fiscal Plan outlines how an annexation would work -- its impact on individuals and institutions, both financially and in terms of services. The attached Plan details services the City will provide to annexation areas, including costs, financing methods, timing and extent. The Plan also details impacts to the City, annexation area residents, and other taxing entities in the County, like county government, the school system, the library and more. The City plans for the annexation(s) to be effective as of January 1, 2024, which means the fiscal impacts - such as impacts on property tax bills - will not occur until 2025 at the earliest.

There are now seven separate areas proposed for annexation. The Fiscal Plan analyzes each area separately, and combined, to show the provision of services, costs, and revenues. Additionally, the City has added a parcel-by-parcel analysis to show individual impacts in the potential annexation areas. This Plan commits to providing non-capital services such as police protection and fire protection (where allowed by law) within one year, and capital services, such as street construction, lighting, and sewer/stormwater facilities, within three years, to annexation areas, separately and combined. All services will be provided to annexed residents in a manner equivalent to the way services are provided to areas already in the city.

The Plan highlights several important points:

- The City will invest significantly in the areas proposed for annexation, including plans for new parks, upgraded playing fields, trail connections, and enhanced services such as road improvements to facilitate sanitation services, curbside recycling, and safety inspections for rental housing.
- Annexation area residents would first see the financial impact on property tax bills in four years at the earliest, payable in 2025. These areas would begin to receive




services in 2024, however, before new revenue is realized. Projected property tax impacts net of offsets shows a median annual increase of \$471, average of \$434, across residential parcels in all annexation areas. Taxes for those homeowners over 65 with modest incomes are projected to go down with a median of \$82, average of \$77, in annual savings.

- Other county taxing units -- including the local school corporation and the public library -- may see revenue impacts, mostly due to the State-imposed circuit breaker or "tax caps." Impacts on the schools and the library should be offset by projected growth in levies and assessed value in Monroe County over the next four years, meaning by the time annexation takes effect, revenue growth should exceed projected losses. Impacts on the county, both from tax caps and allocations of local income taxes, should be mitigated by income, levy and assessed value growth, but just as importantly, the City will assume numerous services in the annexation areas, reducing the County's operating costs. For example, the Plan projects the county will realize a higher revenue-per-street-mile after annexation. In all events, the City intends to work with our partners in the county to manage any such impacts.
- Under a State law passed in 2019, the City may not provide fire services to newly annexed areas that are part of an existing fire district. Instead, annexed parcels in townships, which have joined the Monroe Fire Protection District (MFPD), would continue to receive those services. Their City property tax rate would be reduced by the amount the City charges for fire services, which is 0.125% (or \$0.125 per \$100 of assessed value). Instead that will be replaced with the MFPD tax rate which is currently 0.389% (or \$0.389 per \$100 of assessed value). That net increase in taxes does cause significant tax cap costs for all jurisdictions. If the City were ever required or asked to provide services in those areas, it would be prepared to do so at a tax rate of approximately 0.125%.
- After annexation, tax rates for residents in our community would continue to be among the lowest in Indiana. Of the 21 largest cities in Indiana, Bloomington has the second-lowest combined tax rate, which is not expected to change after annexation.

This Fiscal Plan has been updated from 2017, when the City's annexation was halted by a State law, which was ruled unconstitutional, and has been further refined as the City has undertaken the public discussion of evaluating the annexation areas and the provision of services. By distributing this most recently revised and updated Plan, the City reaffirms its commitment to provide City services to these areas in a manner that serves the best interest of the Bloomington community. The narrative below summarizes the services and impacts, starting with a map that shows the proposed Annexation Areas.





**City of Bloomington**  
 Mayor | Rebecca Harbo  
 City Manager | David J. Johnson

**Proposed Annexation Areas**

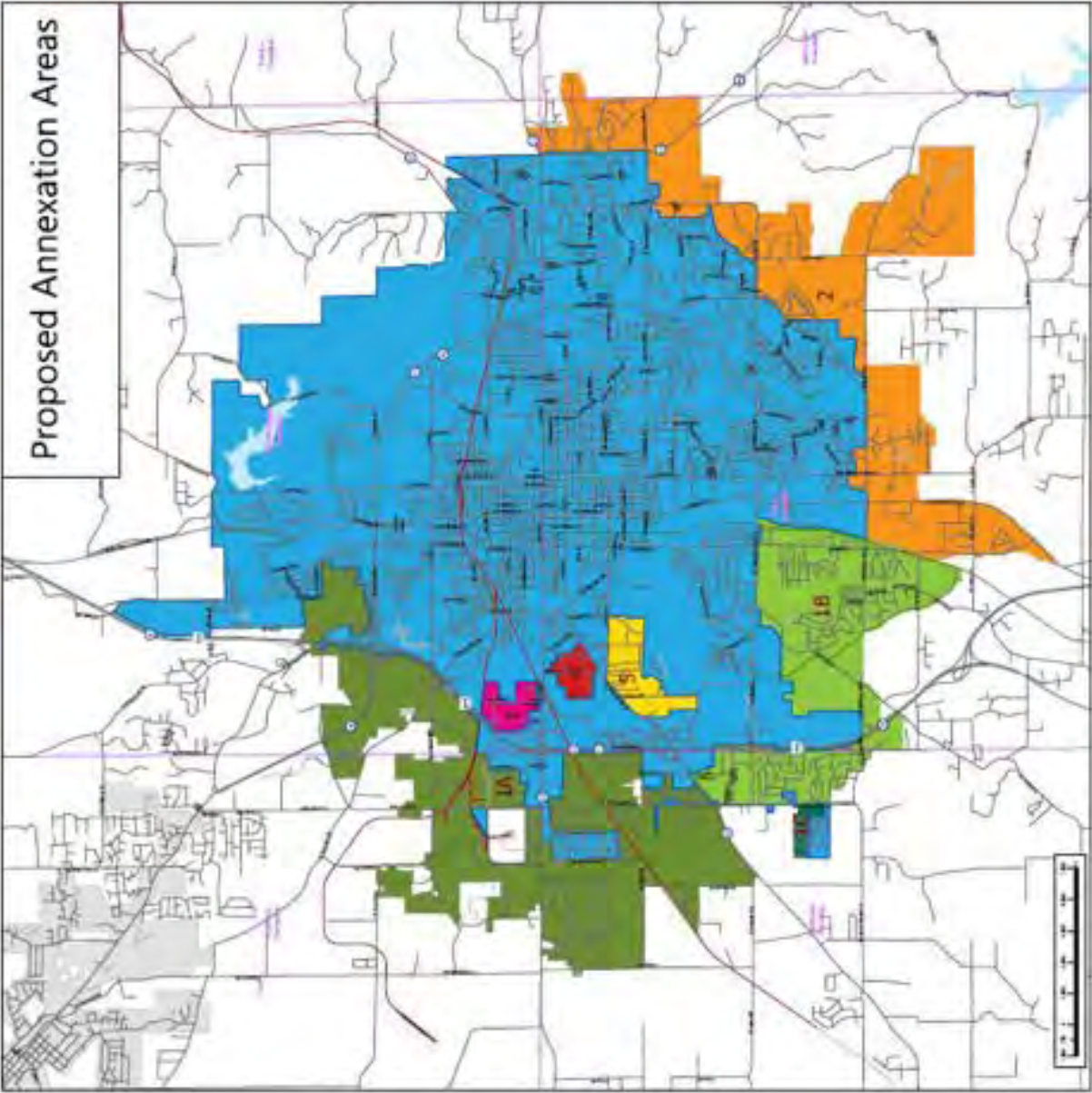
- City of Bloomington
- City of Columbus
- City of Delaware
- City of Galesburg
- City of Keosauqua
- City of Ottumwa
- City of Pella
- City of Rockton
- City of Tipton
- City of Unionville
- City of Waverly
- City of Warsaw
- City of Westfield
- City of York

**Proposed Annexation Area**

- 1A
- 1B
- 2A
- 2B
- 3A
- 3B
- 4A
- 4B
- 5A
- 5B

September 3, 2021

City of Bloomington  
 Planning & Economic Development  
 100 North Washington Street  
 Bloomington, IA 52002  
 Phone: 319.251.2200  
 Fax: 319.251.2201  
 Website: www.cityofbloomington.org

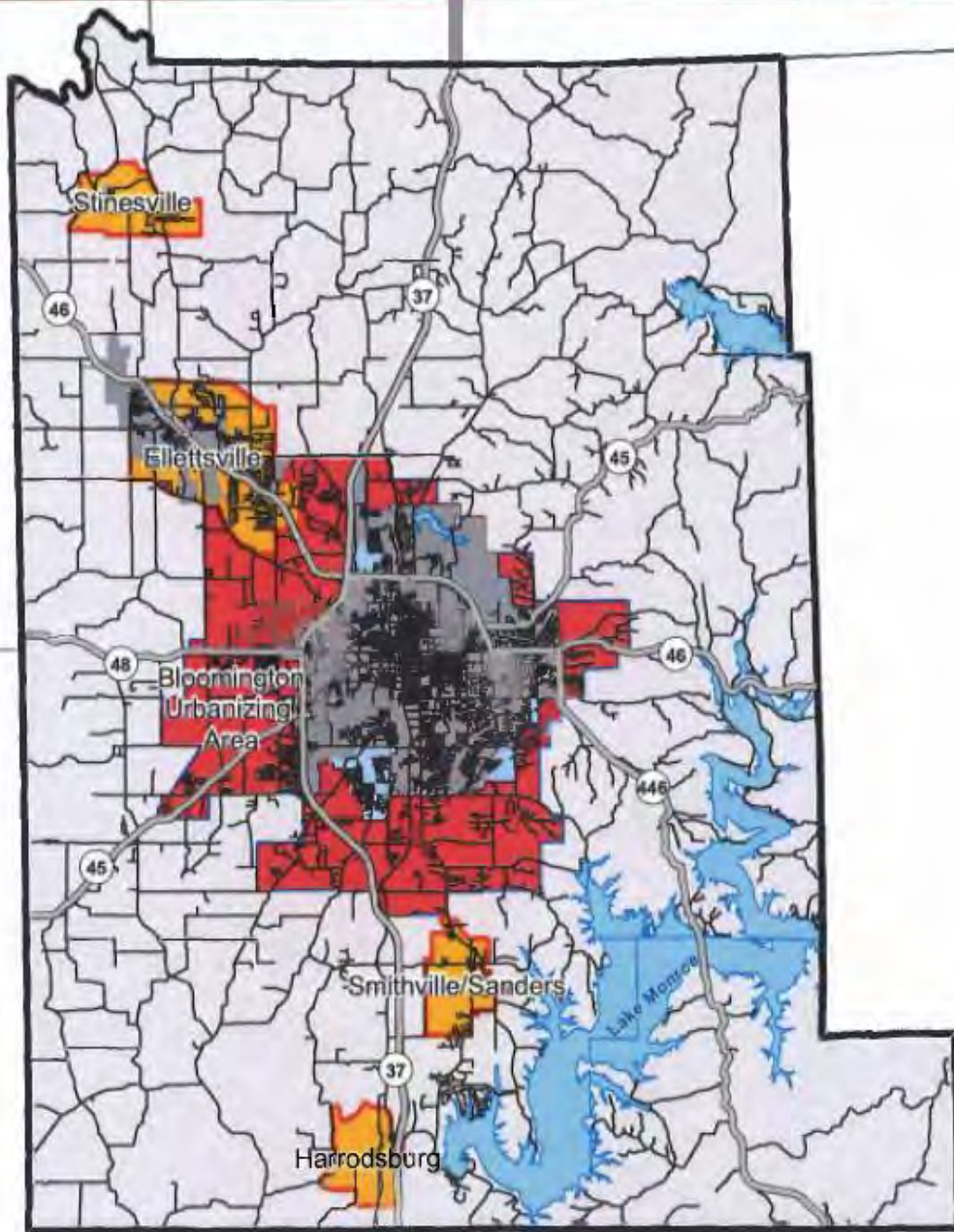


The Monroe County Comprehensive Plan, adopted February 4, 2012, delineates an area known as the Bloomington Urbanizing Area. The proposed annexation areas of the City of Bloomington are well within the boundaries of the Bloomington Urbanizing Area. The following two maps show this area and its relationship to the annexation areas.





# Recommended Land Use Plan: Designated Communities- Monroe County, Indiana



- Major Roads
- Centerline Roads
- Lakes
- Incorporated Cities
- Bloomington Plan Jurisdiction
- Designated Communities
- Bloomington Urbanizing Area



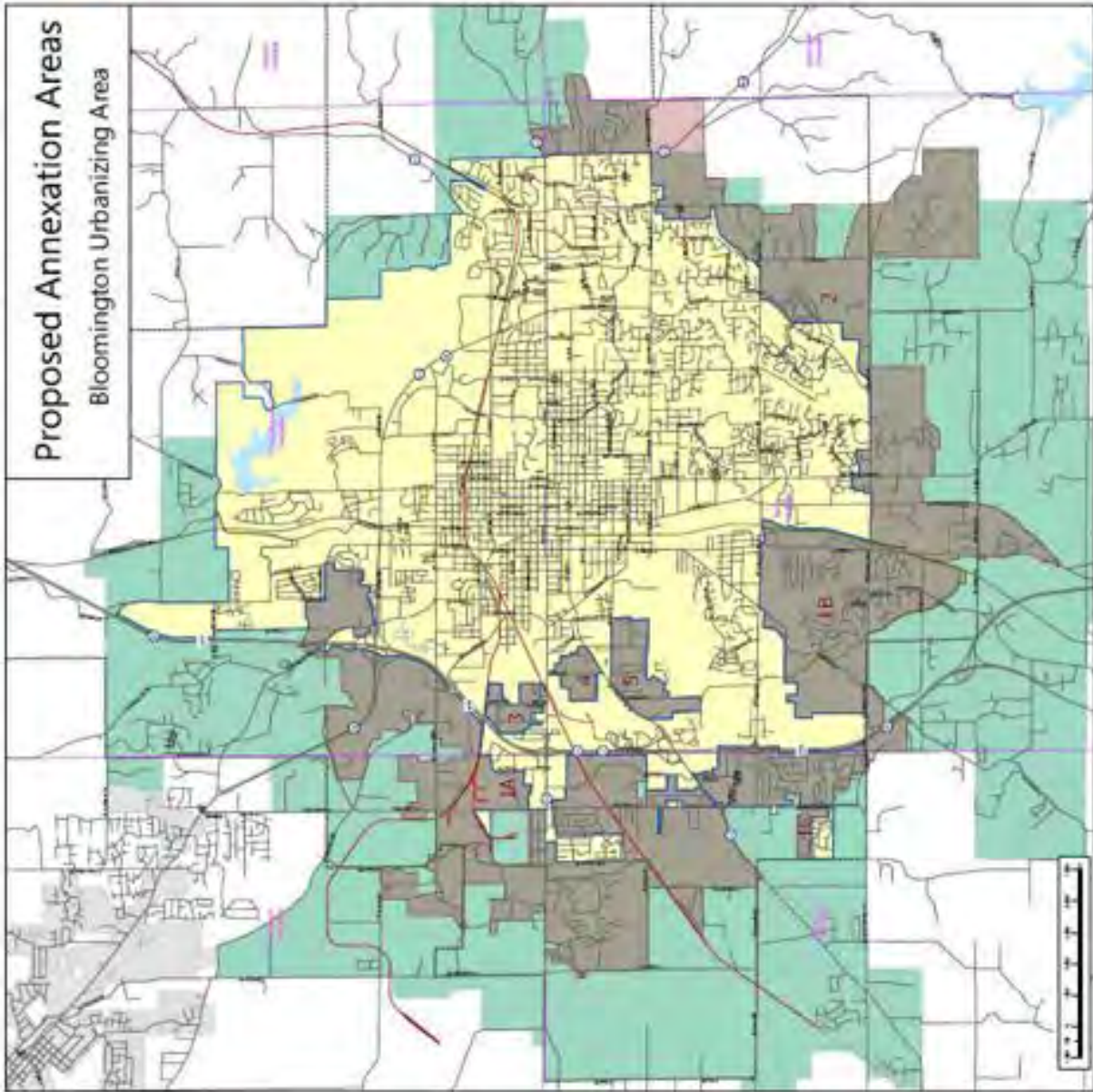
October 2011 \*\* Data Source: Monroe County.  
Datum: WGS 84. Coordinate system: US State Plane NAD 83. Created by Monroe County Planning Department

**City of Bloomington**  
INDIANAPOLIS, INDIANA

**Incorporated Areas**  
City of Bloomington  
Unincorporated  
Metropolitan Boundary  
Township Boundaries

**Proposed Annexation Areas**  
Bloomington Urbanizing Area  
Former 2-Mile Rings

September 3, 2021





The following map shows the City of Bloomington's municipal boundaries, broken down by decade, from 1970 to 2010. The map reveals that in 1990 the City contained 85% of the urbanized area population in Monroe County and in 2014 that number dropped to 73%. The proposed annexations would bring the the City of Bloomington to 88% of the Monroe County urbanized area population.

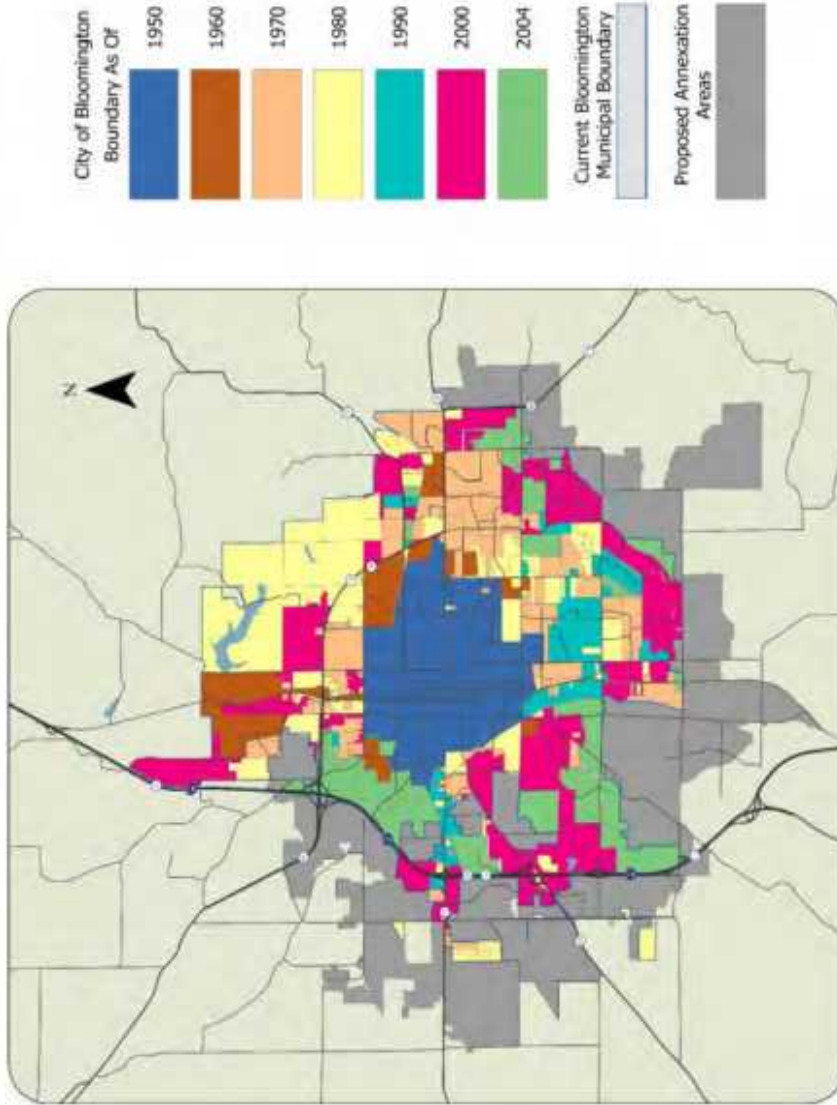




# Bloomington Incorporated Area 1950 to Today

| Year | Census Population |
|------|-------------------|
| 1950 | 28,163            |
| 1960 | 31,357            |
| 1970 | 43,262            |
| 1980 | 52,663            |
| 1990 | 60,663            |
| 2000 | 69,291            |
| 2010 | 80,405            |
| 2019 | 86,630            |

Source: STATS Indiana



The City of Bloomington has made significant investment in the annexation areas allowing the current development and enabling future development. The City has targeted the annexation areas as areas to service and develop further in the future. The following is a chart showing miles of pipes installed in each of the annexation areas:

| Area          | Sewer<br>(miles) | Water<br>(miles) | Totals        |
|---------------|------------------|------------------|---------------|
| 1A            | 26.90            | 34.20            | 61.10         |
| 1B            | 25.90            | 24.90            | 50.80         |
| 1C            | 1.20             | 1.10             | 2.30          |
| 2             | 18.90            | 19.50            | 38.40         |
| 3             | 0.40             | 1.30             | 1.70          |
| 4             | 0.60             | 1.40             | 2.00          |
| 5             | 2.80             | 2.80             | 5.60          |
| <b>Totals</b> | <b>76.70</b>     | <b>85.20</b>     | <b>161.90</b> |

#### Contiguity:

| Length in Feet    | Areas   |        |        |         |         |         |         | Total   |
|-------------------|---------|--------|--------|---------|---------|---------|---------|---------|
|                   | 1A      | 1B     | 1C     | 2       | 3       | 4       | 5       |         |
| Total Length      | 173,435 | 68,196 | 8,042  | 122,646 | 12,631  | 9,711   | 17,502  | 412,163 |
| Contiguous Length | 69,495  | 42,884 | 4,636  | 37,130  | 12,631  | 9,711   | 17,502  | 193,989 |
| % Contiguous      | 40.07%  | 62.88% | 57.65% | 30.27%  | 100.00% | 100.00% | 100.00% | 47.07%  |

#### Land Use:

Per Monroe County tax records, and Bloomington GIS, the following are land use by acres in the annexation areas:

| Land Use                         | Acres        |              |           |              |            |           |            | Totals       |
|----------------------------------|--------------|--------------|-----------|--------------|------------|-----------|------------|--------------|
|                                  | 1A           | 1B           | 1C        | 2            | 3          | 4         | 5          |              |
| Agriculture                      | 1            | 79           | -         | 94           | -          | -         | -          | 174          |
| Recreation                       | 18           | 13           | -         | 1            | -          | -         | -          | 32           |
| Commercial, Business, Industrial | 1,863        | 511          | -         | 530          | 2          | 8         | 2          | 2,916        |
| Residential                      | 1,351        | 1,151        | 47        | 2,265        | 109        | 84        | 231        | 5,237        |
| <b>Total Acres</b>               | <b>3,232</b> | <b>1,755</b> | <b>47</b> | <b>2,890</b> | <b>110</b> | <b>93</b> | <b>232</b> | <b>8,359</b> |



## Sewer Waivers

The City of Bloomington has identified over 3,200 parcels subject to sewer waivers of remonstrance in the proposed annexation areas. Sewer waivers are typically signed by a property owner or developer at the time sewer service is permitted to a property by the City. The waivers require that the property owner (and future owners of the property) agree not to remonstrate against (i.e., not oppose) annexation of the property once it is pursued by the City. That is, the City allowed the development of these areas to occur with the understanding and agreement of the developer or property owner that the City would annex at some point in the future. There are portions of areas where the City provides sewer service but does not have sewer waivers for all the connected properties. Thus, even though the City may not have waivers for all parcels, the areas were still developed as a direct result of the City's services. The following maps show the location of the currently identified waivers in the proposed annexation areas.



**City of Bloomington**  
The Heart of the Heartland


**Proposed Annexation Areas**

- Proposed Annexation Areas
- Annexation Area Property
- Annexation Area Parcels
- Parcels without Tax ID

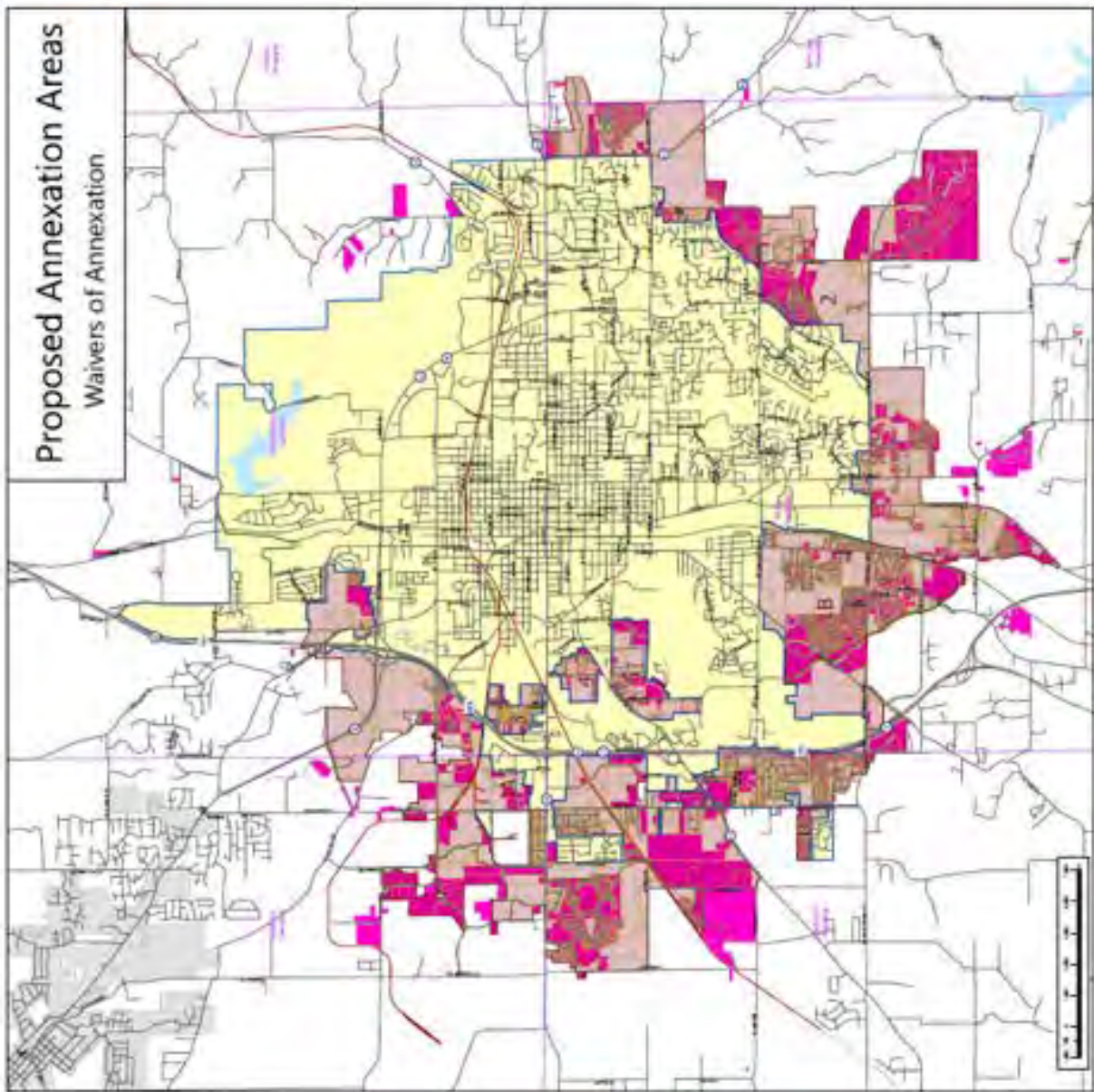
**Legend**

- Unincorporated Area
- City or Town
- Unincorporated
- Municipal Boundaries
- Service Jurisdiction

September 3, 2013



City of Bloomington, 100 North Main Street, Bloomington, IL 61701  
Phone: 309.233.3100  
Fax: 309.233.3101  
www.cityofbloomington.org





## Current and Recent Projects in the Annexation Areas Receiving CBU Service:

### Annexation Area 1A:

1. Stonelake Park Development
  - a. Location: Stonelake Dr / behind hotel next to Arlington Elementary School
  - b. Status: Development is nearly completed.
  - c. Project: Residential Development
2. Bloomington Self Storage
  - a. Location: NW corner of Curry Pike & Bloomfield Rd (SR 45 W)
  - b. Status: Under Construction – 2021
  - c. Project: Commercial Storage Facility
3. Baxter Bldg C Warehouse
  - a. Location: 927 S Curry Pike
  - b. Status: Construction Completed – 2020
  - c. Project: Commercial/Industrial Warehouse Facility
4. IU Health EMS Headquarters @ North Park
  - a. Location: SW of the intersection at Curry Pike & Lintel Dr (Tract B3, Lot 2)
  - b. Status: Project Approval – April 2021
  - c. Project: Commercial Office/Headquarter Facility
5. Hartstrait Rd Extension
  - a. Location: Road extension that connects Hartstrait Rd to Knapp Rd, Wellness Way, and Daniels Way (Ivy Tech Campus)
  - b. Status: Construction Completed – 2020
  - c. Project: County Road Extension w/ Water & Sewer Infrastructure
6. Profile Parkway Rd Extension
  - a. Location: Profile Pkwy to extend east from Curry Pk to Gates Dr and south to Jonathan Dr
  - b. Status: Construction nearly completed (ETA: June 2021)
  - c. Project: County Road Extension w/ Water & Sewer Infrastructure
7. Vernal Pike Connector
  - a. Location: Sunrise Greetings Ct extension south to meet up with Profile Pkwy.
  - b. Status: Under Construction – 2021
  - c. Project: INDOT (traffic)
8. Karst Farm Greenway, Ph 2
  - a. Location: Liberty Dr, Constitution Way, Curry Pike, Sierra Dr, to existing trailhead off of Gifford Rd
  - b. Status: Under project review – 2021
  - c. Project: County Trail
9. Autovest II on Liberty



- a. Location: 701 S Liberty Dr
  - b. Status: Under project review – 2020
  - c. Project: Commercial Retail
10. Sherwin Williams Co
- a. Location: 410 N Gates Dr
  - b. Status: Construction Completed – 2020
  - c. Project: Commercial Retail

### **Annexation Area 1B:**

1. Baywood @ Clear Creek Estates, Ph 4
  - a. Location: Baywood Dr, Lots 25-41
  - b. Status: Development is nearly completed.
  - c. Project: Residential
2. Fullerton Pike Corridor, Ph 3 (Clearview Dr to Rockport Rd)
  - a. Location: Gordon Pike between Clearview Dr & Rockport Rd
  - b. Status: Under 2020/2021 Review
  - c. Project: INDOT (traffic)
3. Monroe County Public Library – SW Branch
  - a. Location: 900-block of W Gordon Pike
  - b. Status: Under project review – 2021
  - c. Project: Commercial
4. Highlands Parcel E (aka: The Wick / Link's Edge)
  - a. Location: 3000-block of S Rockport Rd, connects to Wickens St
  - b. Status: Under construction – 2021
  - c. Project: Multi-Family Residential Development
5. Hayden Flats @ Haley Farms
  - a. Location: 3009, 3051, 3205 S Rogers St
  - b. Status: Under project review – 2021
  - c. Project: Multi-Family Residential Development

### **Annexation Area 2:**

1. Fullerton Pike Corridor, Ph 2 (Walnut St to Rogers St)
  - a. Location: Gordon Pike between Rogers St & Walnut St (Old SR 37 S)
  - b. Status: Construction Complete
  - c. Project: INDOT (traffic)
2. Holland Fields Subdivision
  - a. Location: 4300 block of S Walnut St Pike & Holland Dr (btwn Holland & Crestline)



- b. Status: Ph 1 & 2 (Infrastructure installed; lots are being built); Ph 3 under construction
  - c. Project: Residential development
- 3. The Lakes PUD
  - a. Location: SE corner of Sare Rd & Rogers Rd (across from Sherwood Oaks Church)
  - b. Status: Ph 1 is complete. Additional phases are planned for future development
  - c. Project: Mixed – Use Development (Commercial, Residential, Multifamily Residential)
- 4. Canada Farms, Parcel E/F, Lot 3 (aka: Creek’s Edge, Lot 3 for Rubicon)
  - a. Location: 2755 E Canada Dr
  - b. Status: Construction Completed
  - c. Project: Commercial Office Building
- 5. Evergreen Village
  - a. Location: 3607 Heirloom Dr
  - b. Status: Construction Completed
  - c. Project: Commercial / Multi-family Residential (Assisted Living Facility)
- 6. Sentinel Building
  - a. Location: SE corner of Sare Rd & Canada Dr (Canada Farm, Parcel H)
  - b. Status: Construction Completed
  - c. Project: Multi-family Residential
- 7. German American Bank
  - a. Location: 3930 S Walnut St / Old SR 37 S
  - b. Status: Construction Completed
  - c. Project: Commercial
- 8. Owen County State Bank
  - a. Location: 4020 S Old SR 37
  - b. Status: Project Approved – 2020
  - c. Project: Commercial
- 9. Cedar Springs PUD
  - a. Location: Falls Creek Drive off-of SR 446
  - b. Status: Development is nearly completed
  - c. Project: Single-family Residential Development
- 10. Jackson Creek Trail, Ph 2
  - a. Location(s): High St from Arden Dr to Winslow Roundabout, Elliston Dr to Rhorer Rd, and Rhorer Rd to Sare Rd
  - b. Status: Under Construction – 2021
  - c. Project: Trail
- 11. Derby Pines Subdivision



- a. Location: 4214 S Derby Dr
  - b. Status: Under project review – 2021
  - c. Project: Single-family Residential Development
12. Blind Squirrel Development (aka: Clear Creek Urban/ connects to the Southern Meadows Dev)
- a. Location: 4831 & 4833 S Rogers St
  - b. Status: Under project review – 2021
  - c. Project: Infrastructure & roadway (may change to include Mixed Use Dev: Commercial, Multi-Family Residential)
13. Southern Meadows Development
- a. Location: E of 4831 S Rogers St
  - b. Status: Under project review – 2021
  - c. Project: Residential Neighborhood (may change to Multi-Family Units)

**Annexation Area 3:**

1. Evergreen & Kimble Dr – MFR
  - a. Location: 2540 & 2546 W Evergreen Dr / NW corner of Evergreen & Kimble Dr
  - b. Status: Construction Completed – 2019
  - c. Project: Multi-Family Residential Development

**Annexation Area 4:**

1. 3<sup>rd</sup> & Cory – Rimrock Storage Development
  - a. Location: SE corner of 3<sup>rd</sup> St & Cory Ln (1918 W 3<sup>rd</sup>, 307 S Cory Ln)
  - b. Status: Construction Completed – 2020
  - c. Project: Commercial Office & Storage Facility





## Planning and Transportation

The I-69 Expansion represents a critical stimulus to future economic development for Bloomington. I-69 is known as the North American Highway, ultimately connecting Canada, the US and Mexico. The expansion of this primary national artery will capture increasingly more commercial traffic through Indiana as it connects Evansville to Indianapolis, with a projected corresponding increase in economic development opportunities along the expansion corridor.

The City of Bloomington and large portions of the annexation areas have already experienced significant development over the past seventeen years and I-69 will only compound and speed up this process. The City of Bloomington is the largest urbanized area between Evansville and Indianapolis and is best suited to manage development and growth to provide a diversification of property uses at the proposed interchanges of I-69.

Bloomington has approximately 8.5 miles of the I-69 expansion located inside its corporate boundaries, including five (5) interchanges and four (4) over-passes. As part of the conversion of SR 37 to I-69, the existing, partially controlled, limited access facility was upgraded to having fully controlled access and includes the addition of travel lanes in the north and southbound lanes.

Interchanges (listed south to north):

1. West Fullerton Pike
2. West Tapp Road
3. SR 45/West Bloomfield Road
4. SR 48/West 3<sup>rd</sup> Street
5. SR 46/SR 45 and SR 46 By-Pass

Overpasses (listed south to north):

1. South Rockport Road
2. West 17<sup>th</sup> Street/ West Vernal Pike
3. West Arlington Road
4. Northern Kinser Pike

The proposed annexations are collectively intended to enable the City of Bloomington to promote and stimulate controlled economic development along the I-69 expansion, including planning for street infrastructure improvements, for the existing utility expansion to current developments, and for the continued extension of municipal utilities to undeveloped areas.

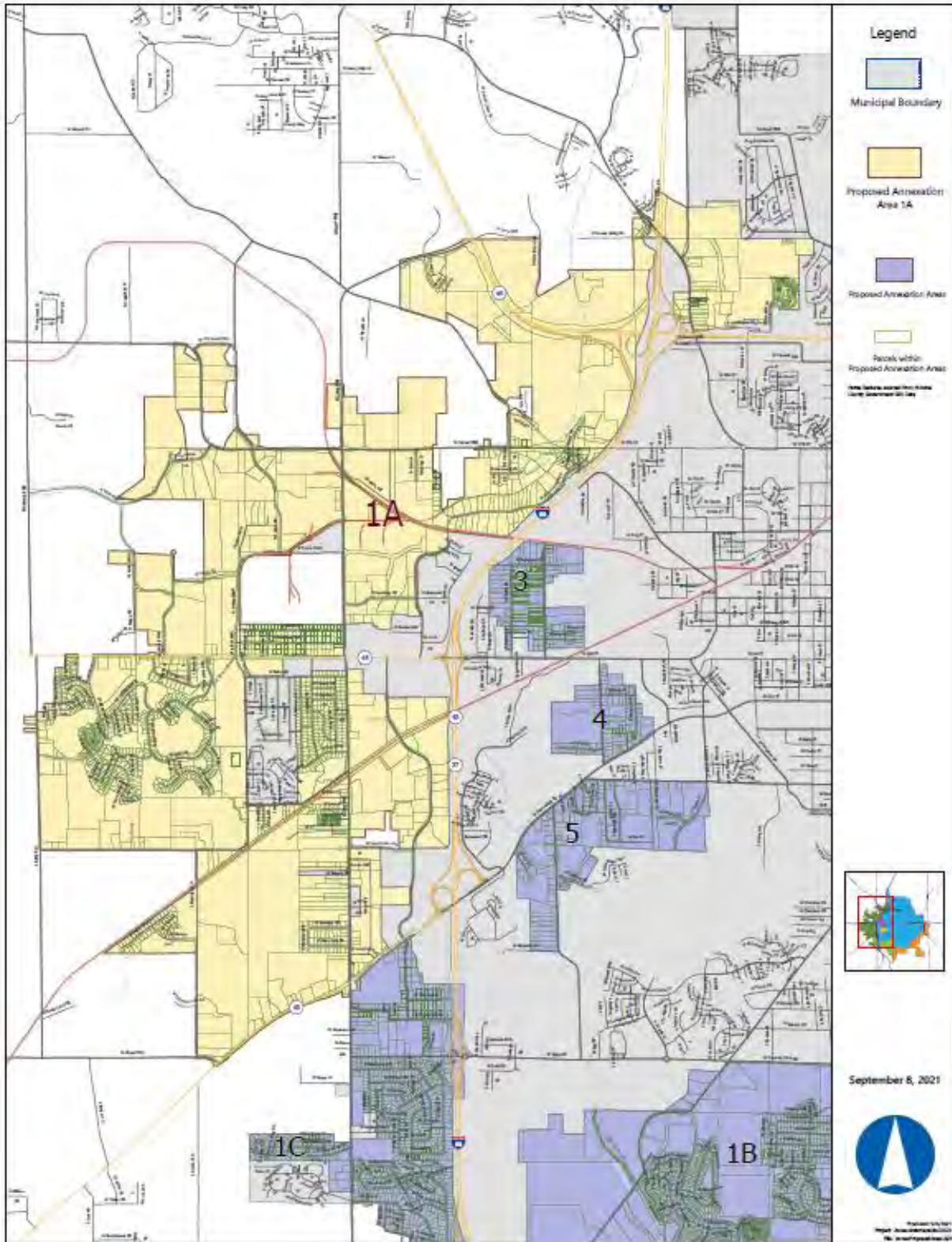


**Location:**

1. Area 1A (Name – South-West (A) Bloomington Annexation Area) – Includes approximately 3.3 miles of the new I-69. Includes areas along the north-western and western borders of the City of Bloomington.

Township(s): Bloomington, Richland, and Van Buren





**Proposed Annexation Areas**  
**Area 1A - South-West Bloomington (A)**

This map was prepared for the City of Bloomington (CB) for use by the City and general public as a map information. The geographic information is based on aerial orthorectified data as of March 2016. Topographic features are made from development drawings, data, and other sources. The accuracy of information contained in this document is based on National Mapping Standards, Version 4 & 5 (N7) accuracy. The Corporation assumes no liability for errors or omissions in this map.

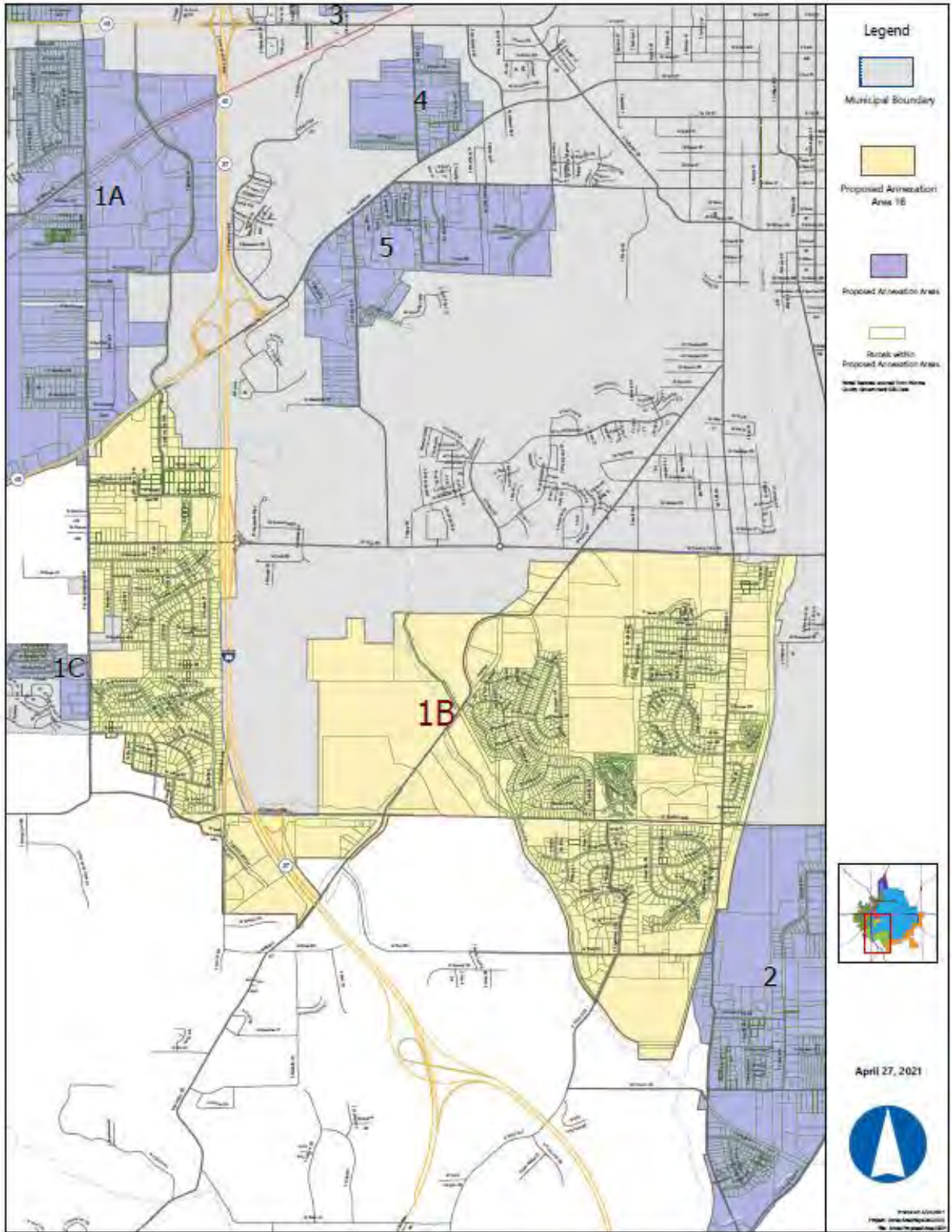
0 100 200 300 400 500 600 700 800 900 1000 Feet  
 Report of this work may be reproduced for any purpose without written permission from the City of Bloomington.

2. Area 1B (Name – South-West (B) Bloomington Annexation Area) – Includes approximately 2.4 miles of the new I-69. Includes areas along the western, south-western, and south-central borders of the City of Bloomington.

Township(s): Perry and Van Buren







Controller's Office  
**City of Bloomington**

**Proposed Annexation Areas**  
 Area 1B - South-West Bloomington (B)

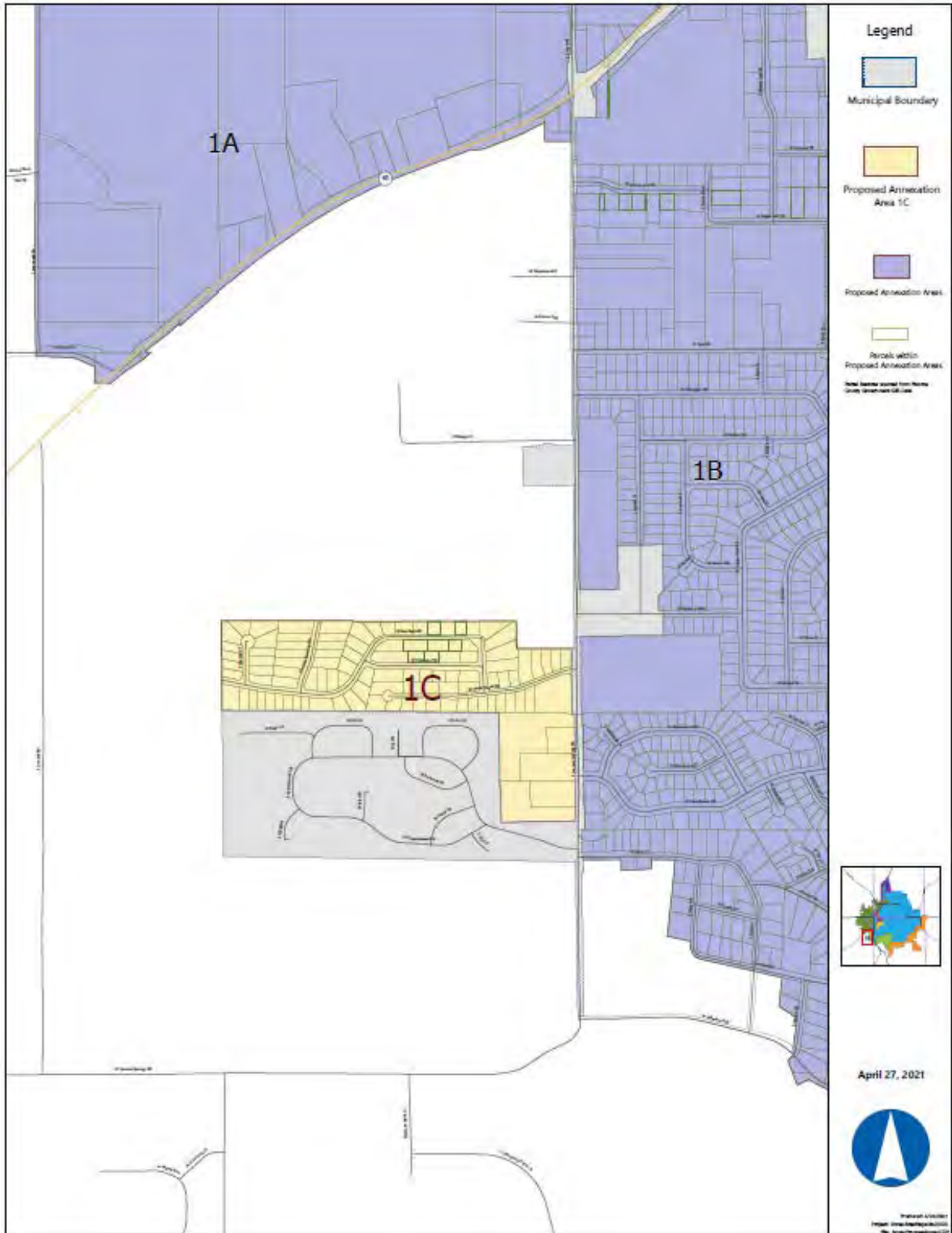
This map was prepared for the City of Bloomington (CB), for use by the City and general public as map information. The geographic information is based on aerial photography from a March 2021. Supplemental updates are made from development changes, data, and other sources. The accuracy of information contained in this document is based on National Mapping Framework, Version 1 & 1C1 methods. The Corporation liability reflects annexation effective as of the date on the map.

No part of this work may be reproduced for any purpose without written permission from the City of Bloomington.

3. Area 1C (Name – South-West (C) Bloomington Annexation Area) – Includes an area along the south-western border of the City of Bloomington.

Township(s): Van Buren



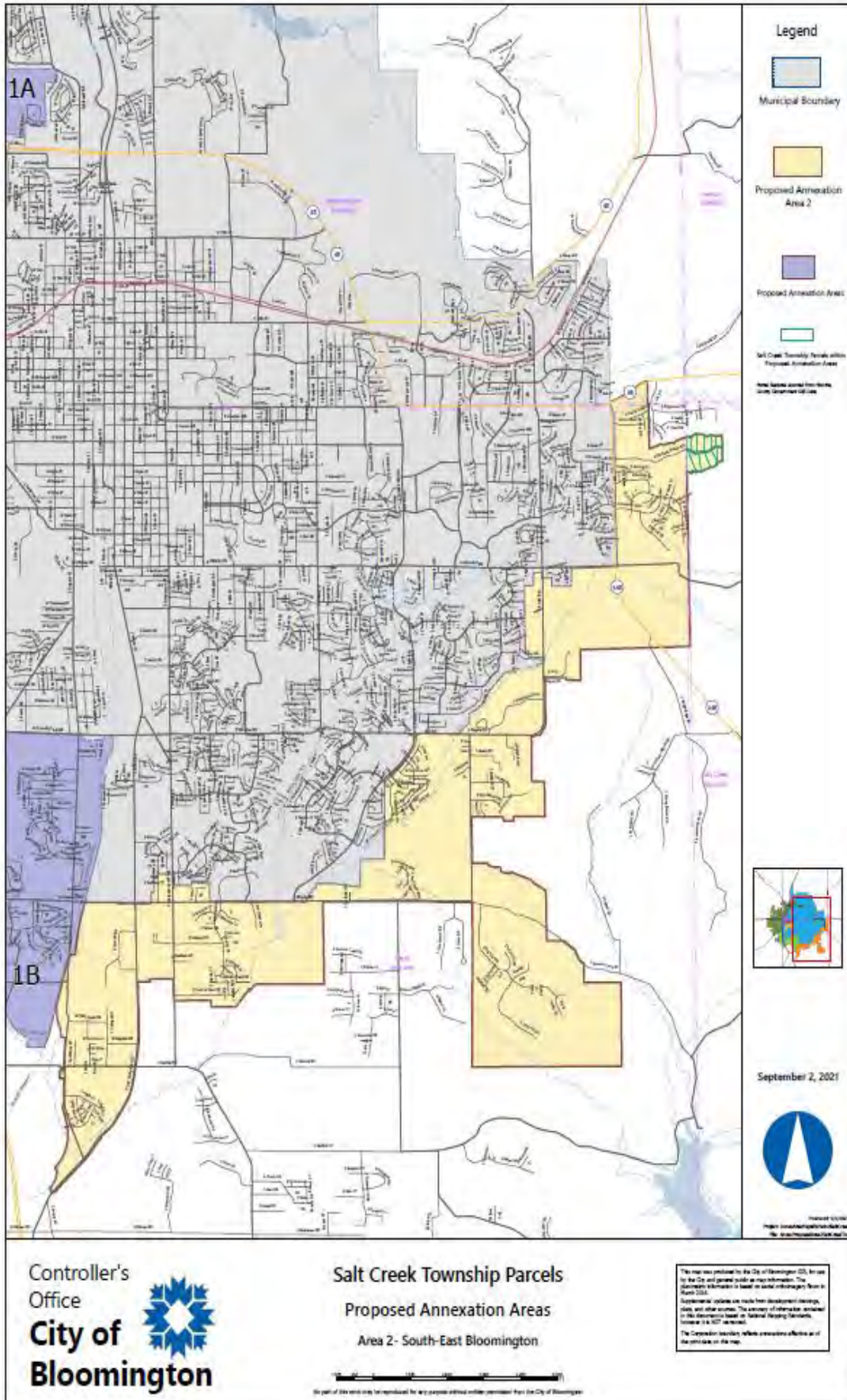


4. Area 2 (Name– South-East Bloomington Annexation Area) - Includes areas along the south-central, south-eastern, and eastern borders of the City of Bloomington.

Township(s): Bloomington, Salt Creek, Perry



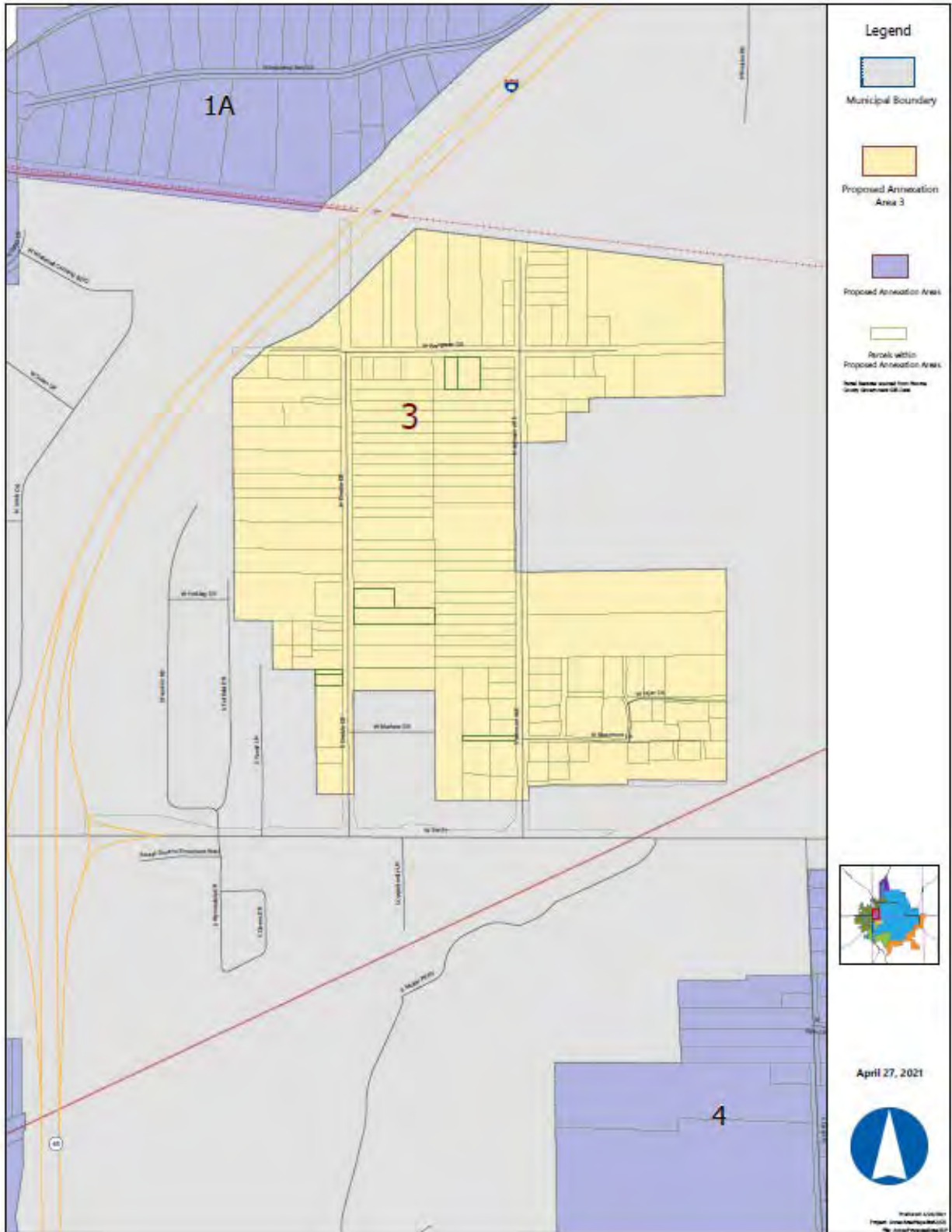




5. Area 3 (Name – North Island Bloomington Annexation Area) - Includes an area 100% inside the Bloomington corporate boundaries.

Township(s): Bloomington





**Proposed Annexation Areas**  
 Area 3 - North Island Bloomington

This map was prepared for the City of Bloomington (COB) for use by the COB and general public as map information. The information is based on aerial photography from 2018. Supplemental updates are made from development drawings, plans, and other sources. The accuracy of information presented in this document is based on National Mapping Framework, Version 2.0 (NMF 2.0) standards. The Commission location reflects administrative effective as of the print date on this map.

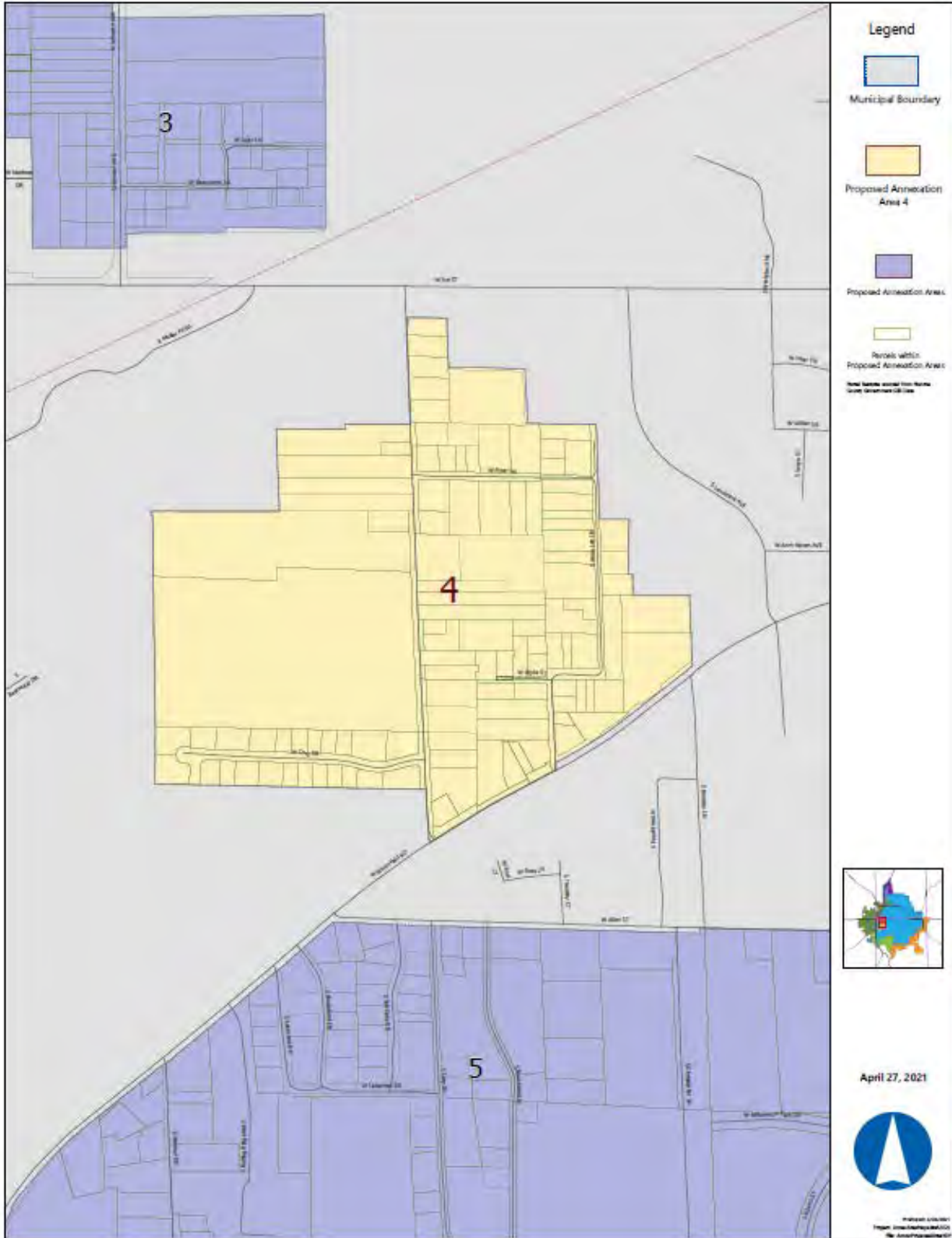
No part of this map may be reproduced for any purpose without written permission from the City of Bloomington.

6. Area 4 (Name – Central Island Bloomington Annexation Area) - Includes an area 100% inside the Bloomington corporate boundaries.

Township(s): Perry







Controller's  
Office  
**City of  
Bloomington**

**Proposed Annexation Areas**  
Area 4 - Central Island Bloomington

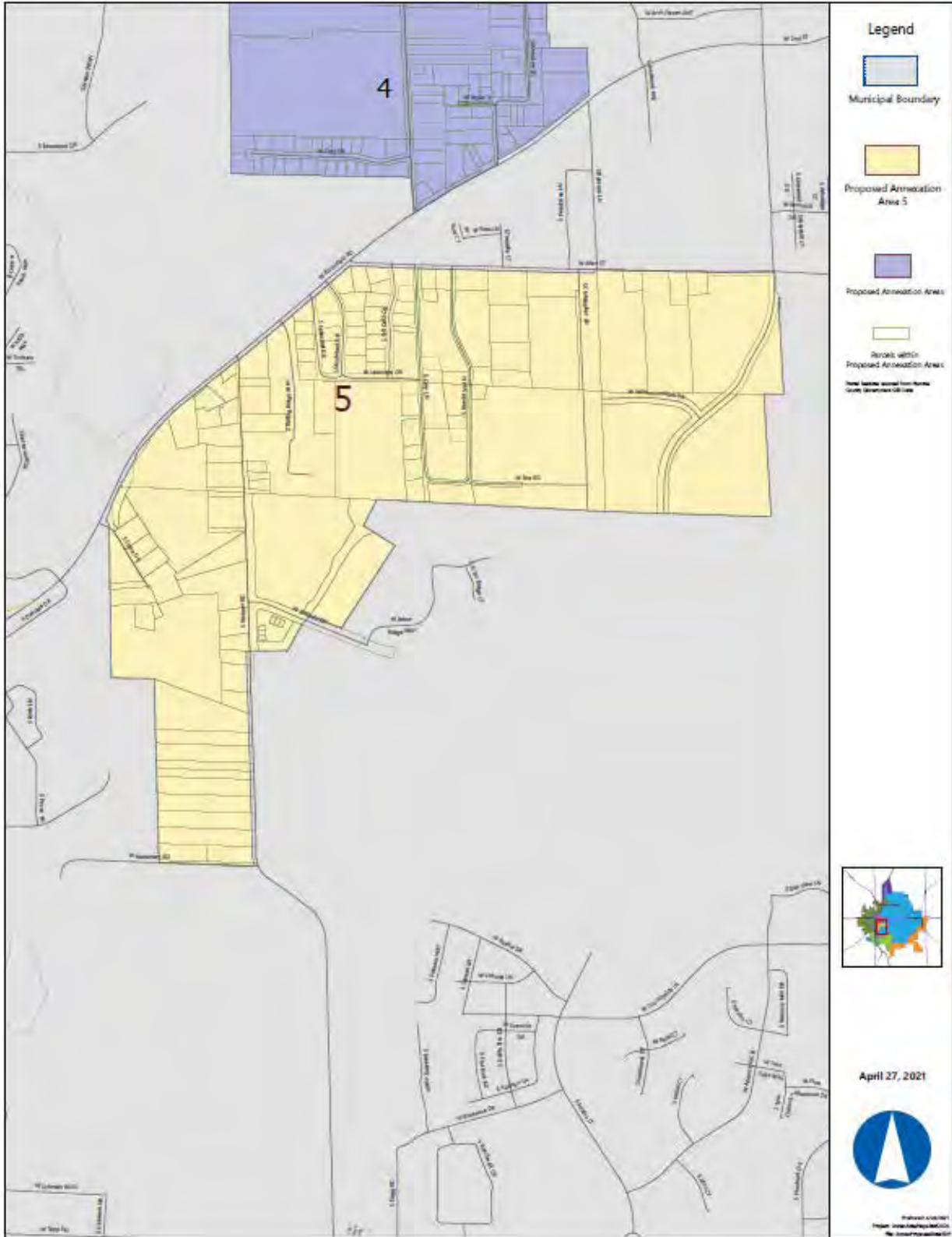
This map was prepared by the City of Bloomington, IN, for use by the City and general public as reference information. The geographic information is based on aerial photography from 2014. Supplemental updates are made from development drawings, plans, and other sources. The accuracy of information contained in this document is based on National Accuracy Standards. Accuracy is NOT guaranteed. The Corporation boundary reflects conditions effective as of the print date on this map.

Scale bar: 0 100 200 Feet  
No part of this work may be reproduced for any purpose without written permission from the City of Bloomington.

7. Area 5 (Name – South Island Bloomington Annexation Area) - Includes an area 100% inside the Bloomington corporate boundaries.

Township(s): Perry





**Proposed Annexation Areas**  
 Area 5 - South Island Bloomington

This map was prepared by the City of Bloomington GIS, for use by the City and general public as map information. The geographic information is based on aerial photography from 2018. Topographical updates are made from development drawings, plans and other sources. The accuracy of information presented in this document is based on National Mapping Standards, Edition 1 & 2 (1983). The Controller's liability reflects a restrictive affidavit as of the print date on this map.

No part of this work may be reproduced for any purpose without written permission from the City of Bloomington.

## Basic Data of the Annexation Areas:

### Property tax rate information:

Per the Department of Local Government Finance's pay 2021 budget order for Monroe County, the following are taxing district property taxes, and pro forma property tax rates for the proposed annexation areas:

| Township             | Proposed Annexation Areas | Pay 2021 Unincorporated Taxing District Property Tax Rate | Pay 2021 Incorporated Taxing District Property Tax Rate | Pro Forma Post Annexation Tax Rates (Default Assumption: City Provides Fire Services to Richland & Salt Creek Only) | Pro Forma Post Annexation Tax Rates (Hypothetical Scenario: City Provides Fire to all Annexed Parcels) |
|----------------------|---------------------------|---|---|---|--|
|                      |                           |   |   | 2.2811  | 2.0171   |
| Bloomington Township | 1A,2,3                    | 1.5403  | 2.0635  | 2.2811  | 2.0171   |
| Perry Township       | 1B,2,4,5                  | 1.5437  | 2.0669  | 2.2845  | 2.0205   |
| Richland Township    | 1A                        | 1.7781  | 2.5450  | 2.4986  | 2.4986   |
| Van Buren Township   | 1A,1B,1C                  | 1.579   | 2.1022  | 2.3198  | 2.0558   |
| Salt Creek Township  | 2                         | 1.2763  | Not Applicable  | 2.0108  | 2.0108   |

NOTE: When Bloomington initiated consideration of the annexation areas in 2017, the City by law would have become the provider of fire protection for any areas that the City ultimately annexed. However, in 2019, while Bloomington's annexations were on hold because of a law enacted by the Indiana legislature that has since been held unconstitutional, the Indiana legislature passed an additional law directing that areas served by the Monroe Fire Protection District ("MFPD") will instead continue to receive fire protection from MFPD and not Bloomington, and also directing that those areas must pay the MFPD fire rate rather than Bloomington's lower fire service rate. As a result, the City understands that all parcels in Bloomington, Perry, and Van Buren Townships will continue to pay the MFPD property tax rate and receive MFPD fire services. Nevertheless, as it was prepared to do in 2017, the City can and would provide fire protection service to all annexed areas if there were ever a change in the law or circumstances that allowed or required the City to provide that service. The table above therefore shows Pro forma Tax Rates under these different alternatives. The City's property tax rate for fire protection would be approximately \$0.1250. MFPD's 2021 fire protection rate is \$0.3890, a difference of \$0.2640.

Per State law, debts incurred by the City continue to be paid by the current City residents only. Likewise, debts incurred by the Townships will continue to be paid exclusively by the current Townships' residents residing outside of the City.





Over-lapping taxing units: The following pages show pro forma post-annexation property tax rates for all taxing units located in the taxing districts listed above.

| Taxing Unit  | Pro Forma Post-Annex Property Tax Rate Projections (City provides fire to Richland & Salt Creek, MFPD provides fire to all other townships) |        |
|--|---|--------|
| Monroe County                                      | \$  | 0.3986 |
| Bloomington Township                               | \$  | 0.0188 |
| Perry Township                                     | \$  | 0.0222 |
| Richland Township                                  | \$  | 0.0291 |
| Salt Creek Township                                | \$  | 0.0125 |
| Van Buren Township                                 | \$  | 0.0575 |
| Bloomington City                                   | \$0.7049 (Non-fire) & \$0.8299 (Fire)   |        |
| Bloomington Transportation                         | \$  | 0.0359 |
| Monroe County Community School Corporation         | \$  | 0.6142 |
| Richland-Bean Blossom Community School Corporation | \$  | 1.0854 |
| Monroe County Public Library                       | \$  | 0.0920 |
| Monroe County Solid Waste Management               | \$  | 0.0277 |
| Monroe County Fire Protection District             | \$  | 0.3890 |

**Population:**

The general population estimates for each proposed annexation area are as follows (population data is based on percentage size of block group, and may be refined further as needed):

|                     | Areas |       |    |       |     |     |     | Total  |
|---------------------|-------|-------|----|-------|-----|-----|-----|--------|
|                     | 1A    | 1B    | 1C | 2     | 3   | 4   | 5   |        |
| Population Estimate | 3,987 | 4,566 | 79 | 3,653 | 366 | 420 | 956 | 14,027 |

**Road Miles**

The approximate road miles for each proposed area are as follows (not including state-maintained roads):

| County        | Areas |       |      |       |      |      |      | Totals |
|---------------|-------|-------|------|-------|------|------|------|--------|
|               | 1A    | 1B    | 1C   | 2     | 3    | 4    | 5    |        |
| Monroe County | 33.01 | 24.75 | 0.68 | 23.96 | 1.11 | 1.07 | 1.80 | 86.38  |



### Impoundment Funds:

Each of the Ordinances for the Annexation Areas establishes an impoundment fund for purposes of setting aside municipal property taxes imposed in the respective areas for the first three (3) years following annexation that are not used to meet the basic non-capital and capital services for that area as outlined in this fiscal plan. That is, net property taxes in the Impoundment Funds will be invested directly into the Annexation Areas. An Advisory Board will also be established for each Annexation Area, with a majority of the Board comprised of property owners and residents in the Annexation Areas as well as representatives from County and Township government, to provide input and help oversee the use of the Impoundment Funds. Following the annexations, the City will establish an application process for property owners and residents in the Annexation Areas to submit public project requests that may be funded from the Impoundment Funds. Please reference the following table for an estimate of the revenue that may be collected in each Area's Impoundment Fund:

| Area: | Combined | 1A  | 1B  | 1C  | 2   | 3   | 4   | 5   |
|-------|----------|-----|-----|-----|-----|-----|-----|-----|
| Page: | 80       | 189 | 217 | 245 | 273 | 301 | 329 | 357 |

### Municipal Services:

#### Non-Capital Services:

City services of a noncapital nature, including police protection, street and road maintenance, and other noncapital services normally provided within the corporate boundaries, will be provided to the annexed territory within one (1) year after the effective date of the annexation. These services will be provided in a manner equivalent in standard and scope to services provided to areas already within the corporate boundaries regardless of similar topography, patterns of land use, and population density.

#### Capital Services:

City services of a capital improvement nature, including street construction, street lighting, sewer facilities, water facilities, and storm water drainage facilities, will be provided to the annexed territory within three (3) years after the effective date of the annexation in the same manner as those services are provided to areas already within the corporate boundaries regardless of similar topography, patterns of land use, and population density, and in a manner consistent with federal, state, and local laws, procedures, and planning criteria.



### Cost Estimates to Provide Services to the Annexation Areas for each Department:

We worked with City Department heads to determine that the following are reasonably anticipated costs for the City to serve the annexation areas in a manner consistent with services currently provided within the City of Bloomington within one (1) year for non-capital services and three (3) years for capital services of the effective dates of the annexation ordinances. In some cases, Departments can meet this standard by phasing in the costs over a period of years. Just as the City's staffing levels and services can and do fluctuate regardless of annexation, the allocation of resources community-wide can also evolve and develop post-annexation. The City will therefore continually evaluate the needs and priorities of the community regarding the implementation of municipal services City-wide, including to those areas ultimately annexed within the City.

The City anticipates issuing a bond (or series of bonds) for capital costs, payable from the revenue stream from the annexations. The City anticipates issuing the bond(s) within the first three years the annexations become effective and paying back the bond(s) with yearly cash-flow to match asset service life. All capital costs, as follows, may be included in the bond issue(s). In this way, the City will have fund flexibility with capital expenditures, as outlined in the department cost projections once the annexations become effective. Although the City has one year to begin implementing non-capital services, and three years for capital services, the City expects to provide many services immediately upon the effectiveness of the annexations. In 2017, there was some misunderstanding regarding the impact of the bond on estimated property taxes. The bond will not create a new tax rate beyond those contemplated within the Fiscal Plan. Instead, bond payments are incorporated into the estimated net revenue calculations.

### Departments:

While the City is proposing several separate annexations, the annexations and the City's provision of services are not occurring in separate vacuums. The City has therefore approached its fiscal planning first as a comprehensive study of the extension of noncapital and capital services to all areas, and corresponding costs and impacts. The City has then separately identified the different annexation areas and attendant estimated costs and revenues per area. This section (pages 35-69) discusses the various services provided by the City by department, the overall estimated additions and increases for each department for servicing all annexation areas, and the timing for providing those services. The detailed breakdown of the overall estimated range of noncapital and capital costs described in the sections for each department are then compiled in spreadsheet form for all departments on pages 73-90. Finally, the detailed breakdown of the estimated range of noncapital and capital costs (by department) for each separate annexation area is set forth, by area, on pages 195 through 382. That is, this fiscal plan is a comprehensive



plan for the entire annexation study area, but also includes separate fiscal planning for each individual annexation area that can be viewed independently.

In some cases the service costs are estimated and allocated based on new anticipated employees and equipment, or fractions of the costs of new employees and equipment, depending on the areas annexed. As with the City’s current provision of services, where departments have additional staffing or capital needs that do not warrant a new full-time employee, equipment, etc., the City has the flexibility to address these needs through the reallocation of resources, part-time hires, overtime, renting equipment and space, etc. The City also is anticipated to grow its services organically, regardless of annexation. The City may therefore absorb costs and needs, including for example the fractional cost a new full time employee (or computer) where a new full time employee would not otherwise be needed as a result of an annexation alone, within its budget and resource allocation. Regardless, the City can and will extend capital and non-capital services to any area annexed in the same scope and manner that they are made available with the remainder of the City. Bloomington will be one community in boundaries and services.

**Legal Department**

The Legal Department Serves the City’s legal needs, which range from code drafting and enforcement, to solving citizens’ issues, real estate matters, statutory interpretation, litigation, and general advice to the Mayor and City Departments on a broad variety of municipal, state, and federal law issues.

The Legal Department has studied the annexation areas and has determined that the long-term legal needs and issues, which could potentially arise from annexation, will not vary significantly as more areas are annexed. In other words, Legal does not anticipate costs will be able to be allocated directly to Annexation Areas. Rather, Legal expects that it will continue to grow slowly and organically, as it has in the past. Costs will therefore be spread across the entire incorporated net assessed value base.

Regardless, the non-capital services of the Legal Department will be provided in each annexation area within one (1) year and the capital services will be provided in each annexation area within three (3) years after the effective date of the annexation in a manner equivalent in standard and scope to those services provided within the corporate boundaries regardless of similar topography, patterns of land use, and population density. Please reference Legal Department detailed cost estimate data on the following pages:

| Area: | Combined | 1A  | 1B  | 1C  | 2   | 3   | 4   | 5   |
|-------|----------|-----|-----|-----|-----|-----|-----|-----|
| Page: | 98       | 207 | 235 | 263 | 291 | 319 | 347 | 375 |



## Controller's Department

The Controller's Department ensures that public tax dollars are utilized in a fiscally responsible manner to provide optimal services to Bloomington residents. The office is involved in the processing of all daily financial transactions of the City. The Department strives to ensure Bloomington's short- and long-term fiscal viability through professional financial and budgetary management and reporting.

The Controller's Department has studied the annexation areas and estimates additional operating costs of one (1) additional employee, at a cost (including benefits) of \$81,955 as well as other operating costs, totaling \$1,093. These costs would likely be incurred proportionally based on the annexation of areas 1A, 1B, 1C, and/or 2, and are therefore allocated to each of those areas based on assessed valuation. The Department does not foresee a need for operational cost increases related to the annexation of Areas 3, 4, or 5.

All cost estimates assume 3% inflationary growth per year. The Department does not anticipate any additional capital costs.

Regardless, the non-capital services of the Controller's Department will be provided in each annexation area within one (1) year and the capital services will be provided in each annexation area within three (3) years after the effective date of the annexation in a manner equivalent in standard and scope to those services provided within the corporate boundaries regardless of similar topography, patterns of land use, and population density. Please reference Controller's Department detailed cost estimate data on the following pages:

| Area: | Combined | 1A  | 1B  | 1C  | 2   | 3   | 4   | 5   |
|-------|----------|-----|-----|-----|-----|-----|-----|-----|
| Page: | 90       | 199 | 227 | 255 | 283 | 311 | 339 | 367 |

## Community and Family Resources (CFRD)

The Community and Family Resources Department (CFRD) serves as a resource to individuals, families, and organizations in the Bloomington community, coordinating services, programs and activities that promote an enhanced quality of life and help to build a strong, vital community. Programs, Commissions and Committees provided by CFRD include:

### Community and Family Resources Department Programs

- Latino Programs and Outreach
- Safe and Civil City Program





- City of Bloomington Volunteer Network
- Safety, Civility and Justice Initiative
- Helping Bloomington Monroe Online Resource Portal

Community and Family Resources Commissions and Committees

- Commission on the Status of Black Males
- Commission on the Status of Women
- Commission on the Status of Children and Youth
- Council for Community Accessibility
- Dr. Martin Luther King, Jr. Commission
- Commission on Hispanic and Latino Affairs
- Commission on Aging
- Monroe County Domestic Violence Coalition
- Monroe County Nonprofit Alliance
- The Future of Policing Task Force
- Racial Equity Task Force

CFRD has studied the annexation areas and estimates that if all annexations were completed it would add one (1) additional employee, at \$60,000, increase marketing costs by an additional \$8,000, and add new program development costs of \$25,000. All cost estimates assume 3% inflationary growth per year. These costs would likely be incurred proportionally based on the annexation of each of the areas and are therefore allocated to each area based on assessed valuation. The Department does not anticipate any additional capital costs.

Regardless, the non-capital services of CFRD will be provided in each annexation area within one (1) year and the capital services will be provided in each annexation area within three (3) years after the effective date of the annexation in a manner equivalent in standard and scope to those services provided within the corporate boundaries regardless of similar topography, patterns of land use, and population density.

Please reference CFRD detailed cost estimate data on the following pages:

| Area: | Combined | 1A  | 1B  | 1C  | 2   | 3   | 4   | 5   |
|-------|----------|-----|-----|-----|-----|-----|-----|-----|
| Page: | 89       | 198 | 226 | 254 | 282 | 310 | 338 | 366 |



## Parks Department

The Parks and Recreation Department provides essential services, facilities, and programs necessary for the positive development and well-being of the community through the provisions of parks, recreation services, trails, nature preserves, and recreational facilities. The Department manages 2,342 acres of property, is responsible for over \$84 million in city assets and offers over 300 sports and recreation programs annually.

The Bloomington Parks Department is a major community asset that repays residents' investment every day. Thanks to the Department's facilities, land, and programs, residents enjoy higher property values, improved neighborhoods, and enhanced lives and job performance as they exercise, play, and relieve stress in a greener and more beautiful and sustainable urban environment. As a sign of the Department's commitment to serving Bloomington, it is one of only four park departments in the State of Indiana to be accredited by the National Recreation and Park Association's Commission for Accreditation of Parks and Recreation Agencies (CAPRA). Achieving this status indicates that the Department has met national standards of best practices for providing high quality services and experiences. The primary activities are:

- Operations – Parks, Facilities, and Trail Maintenance
  - Maintenance and development for 34 public parks – avg 1 million users/year
- Landscaping
  - Maintenance of 2,300 acres of public property & 300,000 sq ft of formal areas
- Urban Forestry
  - Protection and enhancement of urban forestry
- Natural Resources
  - Preservation of natural resources (i.e. Griffy Lake Nature Preserve, Wapehani Park, Leonard Springs) and environmental education programs
- Cemeteries
  - Maintenance of 4,484 grave sites and cemetery structures & grounds

The Bloomington Parks Department manages 2,342 acres of parkland and offers hundreds of programs for Bloomington residents of all backgrounds, ages, and abilities. The Department is responsible for the operation of numerous facilities and parks, including the Twin Lakes Recreation Center, Bryan Park Pool, Winslow Sports Park, Frank Southern Ice Arena, Cascades Golf Course, and Switchyard Park, as follows:

- a. 38 miles of trails
- b. 2 outdoor pool facilities
- c. 1 (27 hole) golf course
- d. 1 ice arena



- e. 19 park shelters
- f. 28 playgrounds
- g. 3 recreation/community centers
- h. 2 skate parks
- i. 1 theatre
- j. 26 basketball courts
- k. 16 tennis courts
- l. 2 volleyball courts
- m. 16 ball diamonds
- n. 1-disc golf course
- o. 2 dog parks
- p. 3 bocce ball courts
- q. 4 outdoor fitness stations
- r. 1 mountain bike park
- s. 1 nature preserve
- t. 3 community garden sites
- u. 1 spray pad
- v. 2 outdoor stages
- w. 1 event pavilion
- x. 8 pickleball courts

| Park Classification                       | Current Acres |
|---|---------------|
| Urban Mini-Parks                          | 6.81          |
| Neighborhood Parks                        | 69.67         |
| Community Parks/ Sports Parks/Golf Course | 683.77        |
| Nature Preserves                          | 1,322.48      |
| Multi-Use Trails                          | 158.45        |
| Dog Parks                                 | 18.50         |
| Cemeteries                                | 29.99         |
| Undeveloped Land                          | 36.91         |
| Facility Acreage Not Currently Parks      | 15.42         |
| Total Acres                               | 2,342.00      |

### Recreational Services

Recreational Services provides programs, community events, and services for the Department. These include Community Events that feature an eclectic mix of cultural and outdoor activities as well as year-round events that provide employment, education, and a sense of community. Examples of some of these programs and events include:

- After School Programs



- Community Gardens
- Drool in the Pool
- Farmers' Market
- Fourth of July Parade
- Kid City camps
- Preschool programs
- Senior Expo and Children's' Expo
- Youth Break Days
- Performing Arts Series
- Summer food service program
- Affair of the Arts

### Sports Services

The Sports Services division provides formal and informal sports programs and services for youth and adults. Activities are held at Department administered facilities. The Sports Services division also works with local organizations that utilize Department facilities for programs that are not administered by the Department. Activities include programs such as:

- Youth Baseball Partnership
- Blades Hockey
- Figure Skating
- Indoor Soccer
- IU Hockey
- Adult Softball
- Swim Lessons
- Ice Skating Lessons

The City and Parks Department already provides many parks services to the annexation areas, and the City believes that the annexation areas can be and are served with existing parks facilities. Nevertheless, the Parks Department has studied the annexation areas and following annexation, the City proposes to make additional capital investments in park facilities including new parks/enhancements and new trails/enhancements. The estimated proposed capital park facility expenditures for all areas combined is approximately \$3.2 million to \$7.9 million.

The final location and specific capital improvements will be determined as part of an ongoing discussion with annexed residents and landowners, with construction anticipated to begin in the first three years following the effective date of the annexations. While costs may vary and be impacted by land availability and acquisition costs, the following chart



menu shows various estimated cost options for trails and parks (variations and estimates of future projects are based on existing infrastructure and comparative costs) that may be included as a part of the City's investment:

| City of Bloomington - Annexation: Parks & Trails Capital Expense Analysis  |                         |
|--|-------------------------|
| Facility Type/Description  | Estimated Cost per Mile |
| <b>MULTI USE TRAILS</b>  |                         |
| 12 ft. wide trail: <i>Rail to trail conversion (asphalt with 2' wide graded stone shoulders, minimal grading and drainage improvements)</i>                                      | \$ 800,000.00           |
| 12 ft. wide trail: <i>varied terrain (asphalt with 2' wide graded stone shoulders, moderate grading and drainage improvements)</i>   | \$ 1,200,000.00         |
| 12 ft. wide trail: <i>varied terrain including bridge over roadway or small stream (asphalt with 2' wide graded stone shoulders, moderate grading and drainage improvements)</i> | \$ 1,500,000.00         |
| Facility Type/Description  | Estimated Cost per Acre |
| <b>PARKS</b>   |                         |
| Neighborhood Park (5-10 Acres)<br><i>Playground, shelter, walking trails</i>   | \$ 350,000.00           |
| <i>Playground, shelter, walking trails, splash pad, parking</i>  | \$ 525,000.00           |
| Community Park (10-50 acres)<br><i>Parking and ballfields</i>  | \$ 220,000.00           |
| <i>Parking, ballfields, concessions, bleachers, playground, etc.</i>   | \$ 350,000.00           |
| Regional / Large Urban Park (50+ acres)  |                         |
| <i>Playground, shelter, walking trails, habitat restoration, parking</i>   | \$ 130,000.00           |
| <i>Playground, spray pad, shelter, walking trails, game courts, fitness stations, restrooms, lighting, habitat restoration, parking, etc.</i>                                    | \$ 525,000.00           |
| Nature Preserve (Variable size)  | \$ 65,000.00            |





### Capital Assigned to Annexation Areas

| Area         | Parks, Trails, and/or Enhancements |                     |
|--------------|------------------------------------|---------------------|
|              | Min                                | Max                 |
| 1A           | \$ 1,233,468                       | \$ 2,720,795        |
| 1B           | \$ 766,908                         | \$ 1,979,540        |
| 1C           | \$ 14,904                          | \$ 38,470           |
| 2            | \$ 973,944                         | \$ 2,513,940        |
| 3            | \$ 30,132                          | \$ 77,776           |
| 4            | \$ 26,244                          | \$ 67,740           |
| 5            | \$ 194,076                         | \$ 500,948          |
| <b>Total</b> | <b>\$ 3,239,676</b>                | <b>\$ 7,899,210</b> |

In addition, the Impoundment Funds may be used for additional capital expenditures for parks and recreation facilities in the respective annexation areas above the City's initial commitment.

The Parks Department anticipates the following additional operational costs if the annexations are completed:

- Seasonal employees (2 min to 8 max) @ \$36,303 each
- Full time staff (1) @ \$47,315, each
- Facilities and Grounds Labor @ \$25,280 min to \$75,924 max
- Supplies for Grounds/Facilities @ \$10,146 min to \$30,438 max
- Miscellaneous @ \$2,280 min to \$6,840 max

These costs would likely be incurred proportionally based on the capital expenditures outlined above and are therefore allocated to each area based on each areas proportionate share of the proposed capital costs.

Regardless, the non-capital services of the Park Department will be provided in each annexation area within one (1) year and the capital services will be provided in each annexation area within three (3) years after the effective date of the annexation in a manner equivalent in standard and scope to those services provided within the corporate boundaries regardless of similar topography, patterns of land use, and population density.

Please reference Parks Department detailed cost estimate data on the following pages:

| Area: | Combined | 1A  | 1B  | 1C  | 2   | 3   | 4   | 5   |
|-------|----------|-----|-----|-----|-----|-----|-----|-----|
| Page: | 100      | 209 | 237 | 265 | 293 | 321 | 349 | 377 |



## Human Resources Department

The mission of Human Resources is to establish innovative, best practices in human resources management, and to create a positive, productive and inclusive work environment that attracts, retains, and develops talent in order to accomplish organizational goals. The department does this by implementing effective recruitment strategies; offering programs to increase employee engagement; managing systems to improve performance and promote employees' professional development; advising leaders on management issues and organizational development; providing services related to benefits and payroll functions; and maintaining systems to remain compliant with federal and state laws.

The costs and needs of the HR Department are largely related to the City's workforce growth. For example, while annexation itself does not directly impact the HR Department, hiring additional personnel generally increases HR work related to the hiring and onboarding process, additional employees will increase the number of employee requests and the amount of data the Department inputs and manages, and personnel increases raise the demand for services related to issues such as worker's compensation and other leave administration as well as benefits information that the Department collects, audits, manages, and processes.

The HR Department has studied the proposed additional staffing of the other departments based on the proposed annexations, and estimates the following additional operating costs if all areas are annexed:

- Hiring manager (1) @ \$82,000
- Administrative assistant (0.4) @ 17,000
- Training/Dues (for new hires) @ \$790
- Supplies (for new hires) @ \$500 min to \$1000 max

All cost estimates assume 3% inflationary growth per year.

In addition, the Department anticipates corresponding new computer(s) and office equipment, to equip new hires, ranging from \$2,500 to \$5,000.

These costs would likely be incurred proportionally based on the staffing additions of the other City Departments. Costs are therefore allocated to each annexation area based on each Area's proportionate share of the proposed new staffing hires.

Regardless, the non-capital services of the HR Department will be provided in each annexation area within one (1) year and the capital services will be provided in each annexation area within three (3) years after the effective date of the annexation in a



manner equivalent in standard and scope to those services provided within the corporate boundaries regardless of similar topography, patterns of land use, and population density.

Please reference Human Resources detailed cost estimate data on the following pages:

| Area: | Combined | 1A  | 1B  | 1C  | 2   | 3   | 4   | 5   |
|-------|----------|-----|-----|-----|-----|-----|-----|-----|
| Page: | 96       | 205 | 233 | 261 | 289 | 317 | 345 | 373 |

### Office of the Mayor

The Mayor is the elected Executive of the City of Bloomington. The Mayor appoints the various Department Heads and makes appointments to various boards and commissions. The Mayor proposes the annual City Budget. The Mayor has the authority to approve or veto City Council ordinances. The Mayor enforces the ordinances of the City of Bloomington and the statutes of the State of Indiana.

The Office of the Mayor has studied the annexation areas and expects that if all areas are annexed the Department would hire one (1) additional employee @ \$150,000 (includes benefits and health insurance), assuming 3% inflationary growth in costs per year. The Department does not anticipate a need for additional capital costs. These costs would likely be incurred proportionally based on the annexation of each of the Areas and are therefore allocated to each area based on assessed valuation.

Regardless, the non-capital services of the Office of the Mayor will be provided in each annexation area within one (1) year and the capital services will be provided in each annexation area within three (3) years after the effective date of the annexation in a manner equivalent in standard and scope to those services provided within the corporate boundaries regardless of similar topography, patterns of land use, and population density.

Please reference the Office of the Mayor detailed cost estimate data on the following pages:

| Area: | Combined | 1A  | 1B  | 1C  | 2   | 3   | 4   | 5   |
|-------|----------|-----|-----|-----|-----|-----|-----|-----|
| Page: | 99       | 208 | 236 | 264 | 292 | 320 | 348 | 376 |



## Public Works Department

The City of Bloomington Public Works Department provides a wide range of services that will improve the quality-of-life for the residents of the annexation areas.

The Public Works Department has six (6) divisions: Administration, Animal Control, Facilities Maintenance, Fleet Maintenance, Street, and Sanitation.

1. Administration Division.
  - a. The Administration Division has studied the annexation areas and determined the need to install 360 new streetlights and take over 93 existing streetlights.
  - b. The Division also projects the annexation areas would require one additional full-time employee who would be a Deputy Director.
2. Animal Control Division
  - a. The Animal Care and Control Division has employees working 24 hours a day, 7 days a week. Therefore, the City can respond immediately to a vicious or injured animal. In contrast, Monroe County only provides animal control 8 AM to 5 PM Monday through Friday.
  - b. The Animal Control Division has studied the annexation areas and projects the annexation areas, if all are annexed, would justify two (2) additional full-time employees, a full-time secretary, along with equipment and other operating expenses. The Division would also anticipate one (1) additional vehicle. The Department has allocated costs to each Annexation Area based on the number of parcels and the subsequent increase to population. These numbers were used to determine the number of potential annual Animal Control calls, animal intake, and lost revenue from the change to the standing interlocal agreement, based on a comparison to the existing Animal Control Operations, as follows:



|  | Area 1A             | Area 1B             | Area 1C            | Area 2              | Area 3             | Area 4             | Area 5              | All Areas         |
|--|---------------------|---------------------|--------------------|---------------------|--------------------|--------------------|---------------------|-------------------|
| <b>Statistics</b>                            |                     |                     |                    |                     |                    |                    |                     |                   |
| Est. Population Increase                     | 3,987               | 4,566               | 79                 | 3,653               | 366                | 420                | 956                 | <b>14,027</b>     |
| Percent of total population                  | 28%                 | 33%                 | 1%                 | 26%                 | 3%                 | 3%                 | 7%                  | <b>100%</b>       |
| Potential annual Animal Control Calls        | 117                 | 134                 | 2                  | 107                 | 11                 | 12                 | 28                  | <b>411</b>        |
| Potential annual Animal intake               | 103                 | 118                 | 2                  | 94                  | 9                  | 11                 | 25                  | <b>363</b>        |
| <b>Cost Estimates</b>                        |                     |                     |                    |                     |                    |                    |                     |                   |
| Potential Lost revenue from interlocal       | \$ 33,349.50        | \$ 38,192.58        | \$ 660.80          | \$ 30,555.74        | \$ 3,061.43        | \$ 3,513.12        | \$ 7,996.52         | <b>\$ 117,330</b> |
| Animal Control Officers                      | \$ 41,034.24        | \$ 46,993.31        | \$ 813.07          | \$ 37,596.71        | \$ 3,766.88        | \$ 4,322.64        | \$ 9,839.16         | <b>\$144,366</b>  |
| Secretary - To focus on dispatch of officers | \$ 10,709.50        | \$ 12,264.76        | \$ 212.20          | \$ 9,812.34         | \$ 983.11          | \$ 1,128.16        | \$ 2,567.92         | <b>\$37,678</b>   |
| <b>Total Cost Estimate</b>                   | <b>\$ 85,093.24</b> | <b>\$ 97,450.65</b> | <b>\$ 1,686.07</b> | <b>\$ 77,964.79</b> | <b>\$ 7,811.42</b> | <b>\$ 8,963.92</b> | <b>\$ 20,403.60</b> | <b>\$ 299,374</b> |

### 3. Facilities Maintenance Division

- a. The Facilities Maintenance Division has studied the annexation areas and the estimated facility costs of the other Departments, and estimates the annexation areas in total would justify one (1) additional Maintenance/Custodian employee, assuming 3% cost inflation per year, and one additional utility vehicle. These costs would likely be incurred proportionally based on the annexation of each of the Areas and are therefore allocated to each of the areas based on assessed valuation.

### 4. Fleet Maintenance Division

The Fleet Maintenance Division has studied the annexation areas and the estimated fleet costs of the other Departments, and estimates the annexation areas in total would justify one (1) additional Master Mechanic, assuming 3% cost inflation per year, and a new or expanded facility to take care of new fleet vehicles. New or expanded facility costs will vary depending on the number of Areas and which Areas are annexed, ranging from \$300,000 to \$1,000,000. For example, should Area 1A, 1B, and 2 be annexed, costs would be closer to \$1,000,000, because these areas constitute roughly 90% of the aggregate annexation. These costs are therefore allocated to each of the Annexation Areas based on assessed valuation.

### 5. The Street Maintenance Division

- a. The Street Division is responsible for snow plowing. The City has 233 road miles and 25 trucks with plows. Monroe County has 715 road miles and approximately 26 trucks with plows. The City pretreats roads for hazardous weather conditions. The Street Division also provides street sweeping.

The Division has studied the annexation areas and estimates adding ten (10) additional full-time employees, at \$66,458 per, and added operating costs if all





Areas are annexed. The Division also will incur costs for snow events, street sweeping disposal, and annual signal maintenance. The Division also estimates the addition of ten (10) dump trucks and three (3) leafers if all Areas are annexed.

- a. The annexation area roads will be placed in the City’s road inventory and repaired, or replaced, in a manner consistent with current repairs and replacements inside the City’s current corporate boundaries. The cost estimates and allocation to each area are as follows. Road improvement costs are allocated to Annexation Areas based on the number of road miles being added to and brought up to par within the City’s inventory. Current road ratings, as shown, are based on the County’s rating system. The City will use its own (current) methods to rate lane miles upon annexation. As such, the Department may prioritize certain Annexation Areas, in part or in whole, over others within the first 4-years, as need dictates based on updated ratings:

|  | Annexation Cost Estimates/Street Division |                       |                     |                       |                     |                     |                     | TOTAL                  |
|--|---|-----------------------|---------------------|-----------------------|---------------------|---------------------|---------------------|------------------------|
|  | Zone 1A                                   | Zone 1B               | Zone 1C             | Zone 2                | Zone 3              | Zone 4              | Zone 5              |                        |
| Lane Miles                                   | 38.32                                     | 26.29                 | 1.05                | 30.33                 | 1.47                | 1.02                | 1.76                | 100.24                 |
| Employee Need                                | 3   | 2.75                  | 0.3125              | 3                     | 0.3125              | 0.3125              | 0.3125              | 10                     |
| Employee Cost                                | \$199,374.00                              | \$ 182,759.50         | \$ 20,768.13        | \$ 199,374.00         | \$ 20,768.13        | \$ 20,768.13        | \$ 20,768.13        | \$664,580.00           |
| Equipment Need/Dump Truck                    | 3   | 2.75                  | 0.3125              | 3                     | 0.3125              | 0.3125              | 0.3125              | 10                     |
| Dump Truck Cost                              | \$600,000.00                              | \$550,000.00          | \$62,500.00         | \$600,000.00          | \$62,500.00         | \$62,500.00         | \$62,500.00         | \$2,000,000.00         |
| Equipment Need/Leafer                        | 0.8                                       | 0.5                   | 0.2                 | 0.75                  | 0.25                | 0.2                 | 0.3                 | 3                      |
| Leafer Cost                                  | \$56,000.00                               | \$35,000.00           | \$14,000.00         | \$52,500.00           | \$17,500.00         | \$14,000.00         | \$21,000.00         | \$210,000.00           |
| Ave Street Rating from MC Highway Data*      | 6.5                                       | 5.8                   | 5.5                 | 6.1                   | 5.2                 | 4                   | 6.2                 | 39.3                   |
| Approx cost to Mill All Miles                | \$1,916,000.00                            | \$1,314,500.00        | \$ 52,500.00        | \$1,516,500.00        | \$ 73,500.00        | \$ 51,000.00        | \$ 88,000.00        | \$ 5,012,000.00        |
| Approx cost to Resurface All Miles           | \$4,667,376.00                            | \$3,202,122.00        | \$ 127,890.00       | \$3,694,194.00        | \$179,046.00        | \$124,236.00        | \$214,368.00        | \$12,209,232.00        |
| Min Lane Miles First 4-Years of Annexation   | 15.79                                     | 10.83                 | 0.43                | 12.50                 | 0.61                | 1.02                | 0.73                | 41.91                  |
| Max Lane Miles First 4-Years of Annexation   | 17.59                                     | 12.07                 | 0.48                | 13.92                 | 0.67                | 1.02                | 0.81                | 46.57                  |
| Min cost to Mill First 4-Years of Annex      | \$ 789,595.86                             | \$ 541,713.86         | \$ 21,635.59        | \$ 624,959.35         | \$ 30,289.82        | \$ 51,000.00        | \$ 36,265.36        | \$ 2,095,459.84        |
| Min cost to Resurface First 4-Years of Annex | \$1,923,455.51                            | \$1,319,614.96        | \$ 52,704.29        | \$1,522,400.98        | \$ 73,786.00        | \$124,236.00        | \$ 88,342.42        | \$ 5,104,540.16        |
| <b>Mill/Resurface Combined Min Cost</b>      | <b>\$2,713,051.37</b>                     | <b>\$1,861,328.82</b> | <b>\$ 74,339.87</b> | <b>\$2,147,360.33</b> | <b>\$104,075.82</b> | <b>\$175,236.00</b> | <b>\$124,607.79</b> | <b>\$ 7,200,000.00</b> |
| Max cost to Mill First 4-Years of Annex      | \$ 879,517.27                             | \$ 603,405.77         | \$ 24,099.51        | \$ 696,131.49         | \$ 33,739.31        | \$ 51,000.00        | \$ 40,395.37        | \$ 2,328,288.71        |
| Max cost to Resurface First 4-Years of Annex | \$2,142,504.06                            | \$1,469,896.45        | \$ 58,706.40        | \$1,695,776.31        | \$ 82,188.96        | \$124,236.00        | \$ 98,403.11        | \$ 5,671,711.29        |
| <b>Mill/Resurface Combined Max Cost</b>      | <b>\$3,022,021.33</b>                     | <b>\$2,073,302.21</b> | <b>\$ 82,805.91</b> | <b>\$2,391,907.80</b> | <b>\$115,928.27</b> | <b>\$175,236.00</b> | <b>\$138,798.47</b> | <b>\$ 8,000,000.00</b> |

\*Street would hire Consultant to evaluate all streets upon acceptance.

|                         | #  | Cost Per     | Total           |
|-------------------------|----|--------------|-----------------|
| Employee Cost/Employees | 10 | \$66,458.00  | \$ 664,580.00   |
| Equipment Cost/Trucks   | 10 | \$200,000.00 | \$ 2,000,000.00 |
| Equipment Cost/Leafers  | 3  | \$70,000.00  | \$ 210,000.00   |

Cost to resurface lane mile of road \$ 121,800.00 Fiscal Plan assumes 3% cost growth per year to account for degradation of roads over time (cost estimates for Areas will be higher than total shown above)

Cost to mill lane mile of road \$ 50,000.00 Fiscal Plan assumes 3% cost growth per year to account for degradation of roads over time (cost estimates for Areas will be higher than total shown above)

The Department has also prepared detailed cost estimates by Annexation Area for Street Lighting. Costs depend on the style of lighting used and the number of lights required. Fixed costs include \$1,000 per roadway fixture, \$3,500 per post-top fixture, \$3.36/year of



energy and maintenance per light, and 7% installation costs added to the subtotal. Estimates are as follows:

| Associated Contingency Costs |                |             |  |  |                     |  |                     |
|------------------------------|----------------|-------------|--|--|---------------------|--|---------------------|
| Annexation Areas             | Lighting Style | # of Lights | Equipment Costs Per Fixture<br>\$1,000 | Energy & Maint Costs Per Light<br>\$3.36 | Sub Total Costs     | Installation Costs Added 7% to Sub Total Costs | Total               |
| Area 1A                      | LED-Roadway    | 77          | \$77,000.00                            | \$258.72                                 | \$77,258.72         | \$5,408.11                                     | \$82,666.83         |
| Area 1B                      | LED-Roadway    | 34          | \$34,000.00                            | \$114.24                                 | \$34,114.24         | \$2,388.00                                     | \$36,502.24         |
| Area 1C                      | LED-Roadway    | 0           | \$0.00                                 | \$0.00                                   | \$0.00              | \$0.00   | \$0.00              |
| Area 2                       | LED-Roadway    | 39          | \$39,000.00                            | \$131.04                                 | \$39,131.04         | \$2,739.17                                     | \$41,870.21         |
| Area 3                       | LED-Roadway    | 7           | \$7,000.00                             | \$23.52                                  | \$7,023.52          | \$491.65                                       | \$7,515.17          |
| Area 4                       | LED-Roadway    | 7           | \$7,000.00                             | \$23.52                                  | \$7,023.52          | \$491.65                                       | \$7,515.17          |
| Area 5                       | LED-Roadway    | 6           | \$6,000.00                             | \$20.16                                  | \$6,020.16          | \$421.41                                       | \$6,441.57          |
| <b>Total</b>                 |                | <b>170</b>  | <b>\$170,000.00</b>                    | <b>\$571.20</b>                          | <b>\$170,571.20</b> | <b>\$11,939.98</b>                             | <b>\$182,511.18</b> |

| Associated Contingency Costs |                |             |  |  |                     |  |                     |
|------------------------------|----------------|-------------|--|--|---------------------|--|---------------------|
| Annexation Areas             | Lighting Style | # of Lights | Equipment Costs Per Fixture<br>\$3,500 | Energy & Maint Costs Per Light<br>\$7.09 | Sub Total Costs     | Installation Costs Added 7% to Sub Total Costs | Total               |
| Area 1A                      | LED-Post Top   | 12          | \$42,000.00                            | \$85.08                                  | \$42,085.08         | \$2,945.96                                     | \$45,031.04         |
| Area 1B                      | LED-Post Top   | 117         | \$409,500.00                           | \$829.53                                 | \$410,329.53        | \$28,723.07                                    | \$439,052.60        |
| Area 1C                      | LED-Post Top   | 5           | \$17,500.00                            | \$35.45                                  | \$17,535.45         | \$1,227.48                                     | \$18,762.93         |
| Area 2                       | LED-Post Top   | 95          | \$332,500.00                           | \$673.55                                 | \$333,173.55        | \$23,322.15                                    | \$356,495.70        |
| Area 3                       | LED-Post Top   | 0           | \$0.00                                 | \$0.00                                   | \$0.00              | \$0.00   | \$0.00              |
| Area 4                       | LED-Post Top   | 0           | \$0.00                                 | \$0.00                                   | \$0.00              | \$0.00   | \$0.00              |
| Area 5                       | LED-Post Top   | 0           | \$0.00                                 | \$0.00                                   | \$0.00              | \$0.00   | \$0.00              |
| <b>Total</b>                 |                | <b>229</b>  | <b>\$801,500.00</b>                    | <b>\$1,623.61</b>                        | <b>\$803,123.61</b> | <b>\$56,218.65</b>                             | <b>\$859,342.26</b> |

| Aggregate Costs  |             |                             |                                |                     |                    |                       |
|------------------|-------------|-----------------------------|--------------------------------|---------------------|--------------------|-----------------------|
| Annexation Areas | # of Lights | Equipment Costs Per Fixture | Energy & Maint Costs Per Light | Sub Total Costs     | Installation Costs | Total                 |
| Area 1A          | 89          | \$119,000.00                | \$343.80                       | \$119,343.80        | \$8,354.07         | \$127,697.87          |
| Area 1B          | 151         | \$443,500.00                | \$943.77                       | \$444,443.77        | \$31,111.06        | \$475,554.83          |
| Area 1C          | 5           | \$17,500.00                 | \$35.45                        | \$17,535.45         | \$1,227.48         | \$18,762.93           |
| Area 2           | 134         | \$371,500.00                | \$804.59                       | \$372,304.59        | \$26,061.32        | \$398,365.91          |
| Area 3           | 7           | \$7,000.00                  | \$23.52                        | \$7,023.52          | \$491.65           | \$7,515.17            |
| Area 4           | 7           | \$7,000.00                  | \$23.52                        | \$7,023.52          | \$491.65           | \$7,515.17            |
| Area 5           | 6           | \$6,000.00                  | \$20.16                        | \$6,020.16          | \$421.41           | \$6,441.57            |
| <b>Total</b>     | <b>399</b>  | <b>\$971,500.00</b>         | <b>\$2,194.81</b>              | <b>\$973,694.81</b> | <b>\$68,158.64</b> | <b>\$1,041,853.45</b> |



|                  |                     |                       |
|------------------|---------------------|-----------------------|
| <b>All Areas</b> | <b>LED-Roadway</b>  | <b>\$182,511.18</b>   |
|                  | <b>LED-Post Top</b> | <b>\$859,342.26</b>   |
|                  | <b>Grand Total</b>  | <b>\$1,041,853.45</b> |

## 6. Sanitation Division

- a. The Sanitation Division provides trash, recycling, yard waste, and appliance pick up to all residential properties inside of the City. The City of Bloomington implemented automated trash and recycling service during 2017. The City's understanding is that the unincorporated areas have private trash haulers that charge between \$20 and \$40 per month which sometimes includes trash pick-up only. The City anticipates that residential property owners will see a savings in their monthly trash costs through City service compared to private trash haulers.
- b. The Sanitation Division has studied the annexation areas and projects the addition of eight (8) full time employees if all areas area annexed. The Division would then anticipate related capital costs for four (4) automated trash trucks, and 12,685 recycling and trash carts. The Department has provided a detailed breakdown of costs, allocated to each Annexation Area, based on the number of parcels in each property class, assigning a factor to each type. Operational costs are assumed to increase 3% per year. Staff and truck estimates are for DPW overall (incorporates each divisions staffing/truck needs), as follows:

| Annexation Area | Property Class Group               | Count of Parcels | Potential Sanitation | Unit Factor | Sanitation Unit Total Estimate | Cart Total Estimate | Staff # Estimate | Staff \$ Cost Estimate | Truck # Estimate | Truck \$ Estimate   |
|-----------------|------------------------------------|------------------|----------------------|-------------|--------------------------------|---------------------|------------------|------------------------|------------------|---------------------|
| 1-A             | 1 Family Dwell                     | 1060             | Y                    | 1           | 1060                           | 2120                |                  |                        |                  |                     |
| 1-A             | 2 Family Dwell                     | 31               | Y                    | 2           | 62                             | 124                 |                  |                        |                  |                     |
| 1-A             | 3 Family Dwell                     | 2                | Y                    | 3           | 6                              | 12                  |                  |                        |                  |                     |
| 1-A             | Condominiums Common Areas          | 34               |                      |             | 0                              | 0                   |                  |                        |                  |                     |
| 1-A             | Mobile Home Park                   | 6                | 461                  | 1           | 461                            | 922                 |                  |                        |                  |                     |
| 1-A             | Mult-Family Apartments             | 3                |                      |             | 0                              | 0                   |                  |                        |                  |                     |
| 1-A             | Nursing Home                       | 3                |                      |             | 0                              | 0                   |                  |                        |                  |                     |
| 1-A             | Other Commercial Housing           | 66               | Y                    | 0.75        | 49.5                           | 99                  |                  |                        |                  |                     |
| 1-A             | Other Residential Structures       | 4                |                      |             | 0                              | 0                   |                  |                        |                  |                     |
| 1-A             | Residential Condominiums           | 160              | Y                    | 1           | 160                            | 320                 |                  |                        |                  |                     |
| 1-A             | Residential Parcel                 | 1                | Y                    | 1           | 1                              | 2                   |                  |                        |                  |                     |
| 1-A             | Vacant Commercial Residential Land | 34               |                      |             | 0                              | 0                   |                  |                        |                  |                     |
| 1-A             | Vacant Residential Lot             | 53               |                      |             | 0                              | 0                   |                  |                        |                  |                     |
| <b>1-A</b>      | <b>TOTAL 1-A ESTIMATE</b>          | <b>1457</b>      |                      |             | <b>1799.5</b>                  | <b>\$179,950.00</b> | <b>3</b>         | <b>\$199,376.13</b>    | <b>1</b>         | <b>\$390,000.00</b> |
|                 |                                    |                  |                      |             | <b>Total Carts</b>             | <b>3599</b>         |                  |                        |                  |                     |



| Annexation Area | Property Class Group               | Count of Parcels | Potential Sanitation | Unit Factor | Sanitation Unit Total Estimate | Cart Total Estimate | Staff # Estimate | Staff \$ Cost Estimate | Truck # Estimate | Truck \$ Estimate   |
|-----------------|------------------------------------|------------------|----------------------|-------------|--------------------------------|---------------------|------------------|------------------------|------------------|---------------------|
| 1-B             | 1 Family Dwell                     | 1843             | Y                    | 1           | 1843                           | 3686                |                  |                        |                  |                     |
| 1-B             | 2 Family Dwell                     | 6                | Y                    | 2           | 12                             | 24                  |                  |                        |                  |                     |
| 1-B             | Condominiums Common Areas          | 36               |                      |             | 0                              | 0                   |                  |                        |                  |                     |
| 1-B             | Mobile Home Park                   | 2                | 79                   | 1           | 79                             | 158                 |                  |                        |                  |                     |
| 1-B             | Mult-Family Apartments             | 3                |                      |             | 0                              | 0                   |                  |                        |                  |                     |
| 1-B             | Other Commercial Housing           | 91               | Y                    | 1           |                                | 0                   |                  |                        |                  |                     |
| 1-B             | Other Residential Structures       | 27               |                      |             | 0                              | 0                   |                  |                        |                  |                     |
| 1-B             | Residential Condominiums           | 264              | Y                    | 1           | 264                            | 528                 |                  |                        |                  |                     |
| 1-B             | Residential Parcel                 | 3                | Y                    | 1           | 3                              | 6                   |                  |                        |                  |                     |
| 1-B             | Vacant Commercial Residential Land | 6                |                      |             | 0                              | 0                   |                  |                        |                  |                     |
| 1-B             | Vacant Residential Lot             | 87               |                      |             | 0                              | 0                   |                  |                        |                  |                     |
| 1-B             | <b>TOTAL 1-B ESTIMATE</b>          | <b>2368</b>      |                      |             | <b>2201</b>                    | <b>\$220,100.00</b> | <b>3</b>         | <b>\$199,376.13</b>    | <b>2</b>         | <b>\$780,000.00</b> |
|                 |                                    |                  |                      |             | <b>Total Carts</b>             | <b>4402</b>         |                  |                        |                  |                     |

| Annexation Area | Property Class Group      | Count of Parcels | Potential Sanitation | Unit Factor | Sanitation Unit Total Estimate | Cart Total Estimate | Staff # Estimate | Staff \$ Cost Estimate | Truck # Estimate | Truck \$ Estimate |
|-----------------|---------------------------|------------------|----------------------|-------------|--------------------------------|---------------------|------------------|------------------------|------------------|-------------------|
| 1-C             | 1 Family Dwell            | 98               | Y                    | 1           | 98                             | 196                 |                  |                        |                  |                   |
| 1-C             | Other Commercial Housing  | 6                | Y                    | 1           | 6                              | 12                  |                  |                        |                  |                   |
| 1-C             | Vacant Residential Lot    | 2                |                      | 0.75        | 0                              | 0                   |                  |                        |                  |                   |
| 1-C             | <b>TOTAL 1-C ESTIMATE</b> | <b>106</b>       |                      |             | <b>104</b>                     | <b>\$10,400.00</b>  | <b>0</b>         | <b>\$0.00</b>          | <b>0</b>         | <b>\$0.00</b>     |
|                 |                           |                  |                      |             | <b>Total Carts</b>             | <b>208</b>          |                  |                        |                  |                   |

| Annexation Area | Property Class Group               | Count of Parcels | Potential Sanitation | Unit Factor | Sanitation Unit Total Estimate | Cart Total Estimate | Staff # Estimate | Staff \$ Cost Estimate | Truck # Estimate | Truck \$ Estimate   |
|-----------------|------------------------------------|------------------|----------------------|-------------|--------------------------------|---------------------|------------------|------------------------|------------------|---------------------|
| 2               | 1 Family Dwell                     | 1251             | Y                    | 1           | 1251                           | 2502                |                  |                        |                  |                     |
| 2               | 2 Family Dwell                     | 18               | Y                    | 2           | 36                             | 72                  |                  |                        |                  |                     |
| 2               | 3 Family Dwell                     | 2                | Y                    | 3           | 6                              | 12                  |                  |                        |                  |                     |
| 2               | Condominiums Common Areas          | 19               |                      |             | 0                              | 0                   |                  |                        |                  |                     |
| 2               | Mobile Home Park                   | 5                | 308                  | 1           | 308                            | 616                 |                  |                        |                  |                     |
| 2               | Mult-Family Apartments             | 11               |                      |             | 0                              | 0                   |                  |                        |                  |                     |
| 2               | Nursing Home                       | 3                |                      |             | 0                              | 0                   |                  |                        |                  |                     |
| 2               | Other Commercial Housing           | 41               | Y                    | 0.75        | 30.75                          | 61.5                |                  |                        |                  |                     |
| 2               | Other Residential Structures       | 22               |                      |             | 0                              | 0                   |                  |                        |                  |                     |
| 2               | Residential Condominiums           | 122              | Y                    | 1           | 122                            | 244                 |                  |                        |                  |                     |
| 2               | Vacant Commercial Residential Land | 12               |                      |             | 0                              | 0                   |                  |                        |                  |                     |
| 2               | Vacant Residential Lot             | 238              |                      |             | 0                              | 0                   |                  |                        |                  |                     |
| 2               | (blank)                            | 2                |                      |             | 0                              | 0                   |                  |                        |                  |                     |
| 2               | <b>TOTAL 2 ESTIMATE</b>            | <b>1746</b>      |                      |             | <b>1753.75</b>                 | <b>\$175,375.00</b> | <b>2</b>         | <b>\$132,917.42</b>    | <b>1</b>         | <b>\$390,000.00</b> |
|                 |                                    |                  |                      |             | <b>Total Carts</b>             | <b>3507.5</b>       |                  |                        |                  |                     |

| Annexation Area | Property Class Group         | Count of Parcels | Potential Sanitation | Unit Factor | Sanitation Unit Total Estimate | Cart Total Estimate | Staff # Estimate | Staff \$ Cost Estimate | Truck # Estimate | Truck \$ Estimate |
|-----------------|------------------------------|------------------|----------------------|-------------|--------------------------------|---------------------|------------------|------------------------|------------------|-------------------|
| 3               | 1 Family Dwell               | 84               | Y                    | 1           | 84                             | 168                 |                  |                        |                  |                   |
| 3               | 2 Family Dwell               | 4                | Y                    | 2           | 8                              | 16                  |                  |                        |                  |                   |
| 3               | 3 Family Dwell               | 2                | Y                    | 3           | 6                              | 12                  |                  |                        |                  |                   |
| 3               | Mobile Home                  | 2                | Y                    | 1           | 2                              | 4                   |                  |                        |                  |                   |
| 3               | Mobile Home Park             | 3                | 48                   | 1           | 48                             | 96                  |                  |                        |                  |                   |
| 3               | Mult-Family Apartments       | 1                |                      |             | 0                              | 0                   |                  |                        |                  |                   |
| 3               | Other Commercial Housing     | 18               | Y                    | 0.75        | 13.5                           | 27                  |                  |                        |                  |                   |
| 3               | Other Residential Structures | 3                |                      |             | 0                              | 0                   |                  |                        |                  |                   |
| 3               | Vacant Residential Lot       | 24               |                      |             | 0                              | 0                   |                  |                        |                  |                   |
| 3               | <b>TOTAL 3 ESTIMATE</b>      | <b>141</b>       |                      |             | <b>161.5</b>                   | <b>\$16,150.00</b>  | <b>0</b>         | <b>\$0.00</b>          | <b>0</b>         | <b>\$0.00</b>     |
|                 |                              |                  |                      |             | <b>Total Carts</b>             | <b>323</b>          |                  |                        |                  |                   |



| Annexation Area | Property Class Group         | Count of Parcels | Potential Sanitation | Unit Factor | Sanitation Unit Total Estimate | Cart Total Estimate | Staff # Estimate | Staff \$ Cost Estimate | Truck # Estimate | Truck \$ Estimate |
|-----------------|------------------------------|------------------|----------------------|-------------|--------------------------------|---------------------|------------------|------------------------|------------------|-------------------|
| 4               | 1 Family Dwell               | 83               | Y                    | 1           | 83                             | 166                 |                  |                        |                  |                   |
| 4               | 2 Family Dwell               | 1                | Y                    | 2           | 2                              | 4                   |                  |                        |                  |                   |
| 4               | Mobile Home                  | 2                | Y                    | 3           | 6                              | 12                  |                  |                        |                  |                   |
| 4               | Mobile Home Park             | 1                | 100                  | 1           | 100                            | 200                 |                  |                        |                  |                   |
| 4               | Other Commercial Housing     | 2                | Y                    | 0.75        | 1.5                            | 3                   |                  |                        |                  |                   |
| 4               | Other Residential Structures | 2                |                      |             | 0                              | 0                   |                  |                        |                  |                   |
| 4               | Vacant Residential Lot       | 9                |                      |             | 0                              | 0                   |                  |                        |                  |                   |
| 4               | <b>TOTAL 4 ESTIMATE</b>      | <b>100</b>       |                      |             | <b>192.5</b>                   | <b>\$19,250.00</b>  | <b>0</b>         | <b>\$0.00</b>          | <b>0</b>         | <b>\$0.00</b>     |
|                 |                              |                  |                      |             | <b>Total Carts</b>             | <b>385</b>          | <b>0</b>         | <b>\$0.00</b>          | <b>0</b>         | <b>\$0.00</b>     |

| Annexation Area | Property Class Group               | Count of Parcels | Potential Sanitation | Unit Factor | Sanitation Unit Total Estimate | Cart Total Estimate | Staff # Estimate | Staff \$ Cost Estimate | Truck # Estimate | Truck \$ Estimate |
|-----------------|------------------------------------|------------------|----------------------|-------------|--------------------------------|---------------------|------------------|------------------------|------------------|-------------------|
| 5               | 1 Family Dwell                     | 73               | Y                    | 1           | 73                             | 146                 |                  |                        |                  |                   |
| 5               | 2 Family Dwell                     | 5                | Y                    | 2           | 10                             | 20                  |                  |                        |                  |                   |
| 5               | Condominiums Common Areas          | 1                |                      |             | 0                              | 0                   |                  |                        |                  |                   |
| 5               | Mult-Family Apartments             | 10               |                      |             | 0                              | 0                   |                  |                        |                  |                   |
| 5               | Other Commercial Housing           | 3                | Y                    | 0.75        | 2.25                           | 4.5                 |                  |                        |                  |                   |
| 5               | Other Residential Structures       | 2                |                      |             | 0                              | 0                   |                  |                        |                  |                   |
| 5               | Vacant Commercial Residential Land | 3                |                      |             | 0                              | 0                   |                  |                        |                  |                   |
| 5               | Vacant Residential Lot             | 22               |                      |             | 0                              | 0                   |                  |                        |                  |                   |
| 5               | <b>TOTAL 5 ESTIMATE</b>            | <b>119</b>       |                      |             | <b>85.25</b>                   | <b>\$8,525.00</b>   | <b>0</b>         | <b>\$0.00</b>          | <b>0</b>         | <b>\$0.00</b>     |
|                 |                                    |                  |                      |             | <b>Total Carts</b>             | <b>170.5</b>        | <b>0</b>         | <b>\$0.00</b>          | <b>0</b>         | <b>\$0.00</b>     |

**ALL ANNEXATION AREAS COMBINED**

|                             |                       |  |
|-----------------------------|-----------------------|--|
| <b>Total Employees</b>      | <b>8</b>              |  |
| <b>Cost of Employees</b>    | <b>\$531,669.68</b>   | <b>(\$66,458.71 per employee)</b>  |
| <b>Total Trucks</b>         | <b>4</b>              |  |
| <b>Total cost of Trucks</b> | <b>\$1,560,000.00</b> | <b>(\$390,000 per truck)</b>   |
| <b>Total # of Carts</b>     | <b>12,595.00</b>      |  |
| <b>Total \$ of Carts</b>    | <b>\$634,275</b>      | <b>(\$50 per cart; each address gets 2 carts minimum for both trash and recycling)</b> |

Some of the annexation areas include private residential streets. The City is willing to work with those controlling these private streets, which would otherwise be treated as public right of way to provide for the transfer of those streets to the City. Such streets would be incorporated into the City’s road inventory. Services would be consistent with those provided to the City and other Annexation Areas.

Regardless, the non-capital services of the Public Work’s Department will be provided in each annexation area within one (1) year and the capital services will be provided in each annexation area within three (3) years after the effective date of the annexation in a manner equivalent in standard and scope to those services provided within the corporate boundaries regardless of similar topography, patterns of land use, and population density.

Please reference Public Works Department detailed cost estimate data on the following pages:

| Area: | Combined | 1A  | 1B  | 1C  | 2   | 3   | 4   | 5   |
|-------|----------|-----|-----|-----|-----|-----|-----|-----|
| Page: | 104      | 213 | 241 | 269 | 297 | 325 | 353 | 381 |





## Housing and Neighborhood Development (HAND)

The Housing and Neighborhood Development Department provides City services across a broad spectrum of areas and in three areas of Bloomington Municipal Code (Titles Six, Eight and 16) and administers entitlement funds from the U.S. Department of Housing and Urban Development. Areas of service include:

- **Neighborhood Services**
- **Rental Inspection Program**
- Historic Preservation
- HUD Funding (CDBG and HOME) Program Management (social services and physical improvements)
- Rental and homeownership assistance and counseling
- Home rehab
- Departmental and Programmatic Financial Management and Customer Service Operations

HAND staff have analyzed the various functions of the Department and feel that for most areas, save two, expanded city limits through annexation will simply increase overall staff time, which could potentially be absorbed by the Department.

The two areas where the Department feels there will likely be impacts through staff and programming, depending on Areas annexed, are **Neighborhood Services** and **Rental Inspection**.

### Neighborhood Services Program

HAND currently has one Neighborhood Services Program Manager, who is the Department Liaison with approximately 62 recognized neighborhood organizations and related groups within the City. HAND also annually provides Neighborhood Improvement Grants (seven awards were given in 2021 totaling \$27,000), \$5,000 to fund two neighborhood cleanups per year, as well as \$4,000 to award in seasonal Small and Simple Grants (four have been awarded in 2021). Moving forward, we estimate that in total, 25 new neighborhood groupings fall within the seven AIFAs, the majority of which are in areas 1B and 2 (see full list below).

| Proposed Annex. Area | Geographic Location | Neighborhood Street(s)    | Nearest Main Road |
|----------------------|---------------------|---------------------------|-------------------|
| 1B                   | Southwest           | Phillis St to Charlie Ave | S Rogers St       |
| 1B                   | Southwest           | Lois Ln to Fairway Ln     | S Rogers St       |
| 1B                   | Southwest           | Pargrave Pl/Tulip Ave     | S Rogers St       |
| 1B                   | Southwest           | Somersbe Pl               | S Rogers St       |
| 1B                   | Southwest           | Clear View Dr/Baywood Dr  | S Rogers St       |



|    |           |                                     |                       |
|----|-----------|-------------------------------------|-----------------------|
| 1B | Southwest | Falcon Dr/Eagleview Dr              | Gordon Pk/That Rd     |
| 1B | Southwest | Wickens (The Highlands)             | Gordon Pk/Rockport Rd |
| 1B | Southwest | Sims Ln/Judd Ave                    | Leonard Springs Rd    |
| 1B | Southwest | Woodhaven Dr                        | Leonard Springs Rd    |
| 1B | Southwest | Fairington Dr/Yonkers St            | Leonard Springs Rd    |
| 1B | Southwest | Hickory Leaf Dr/Maple Leaf Dr       | Leonard Springs Rd    |
| 1C | Southwest | W Red Rock Rd                       | Leonard Springs Rd    |
| 1A | Southwest | Woodlyn Dr/Glen Oaks Dr             | S Curry Pk            |
| 1A | Southwest | Hank's Crossing                     | Endwright Rd          |
| 1A | Southwest | Fieldstone Blvd/Stonechase Crossing | W 3rd St              |
| 3  | Northwest | Kimble Dr/Johnson Ave               | W 3rd St              |
| 2  | Southwest | White Pine Dr                       | W Church Ln           |
| 2  | Southeast | Cardinal Glen Dr                    | S Walnut St Pk        |
| 2  | Southeast | Holland Dr/Crestline Dr             | S Walnut St Pk        |
| 2  | Southeast | Derby Dr                            | E Rhorer Rd           |
| 2  | Southeast | Meadowcreek Blvd                    | Sare Rd               |
| 2  | Southeast | Robin Rd/Bluebird Ln                | Snoddy Rd             |
| 2  | Southeast | Compton Blvd                        | SR 446                |
| 2  | Southeast | Falls Creek Dr                      | SR 446                |
| 2  | Southeast | Lori Ln                             | SR 46                 |

These additional areas will expand potential neighborhood reach by 40%. As such, the three programs HAND offers to neighborhoods within the City of Bloomington will likely need additional funding following annexation. The Department also proposes the purchase of a Neighborhood Resource Trailer to increase neighborhood outreach regarding City services and programming, to be used City-wide.

| Program                        | Current Funding Level | New Potential Level | Increase in Funding |
|--------------------------------|-----------------------|---------------------|---------------------|
| Neighborhood Improvement Grant | \$ 45,000             | \$ 80,000           | \$ 35,000           |
| *Small & Simple Grants         | \$ 4,000              | \$ 10,000           | \$ 6,000            |
| Neighborhood Cleanups          | \$ 5,000              | \$ 9,000            | \$ 4,000            |
| Neighborhood Resource Trailer  | NA                    | \$ 20,000           | \$ 20,000           |
| <b>Total</b>                   | <b>\$ 54,000</b>      | <b>\$ 119,000</b>   | <b>\$ 65,000</b>    |



| Program Funding Data |                             |                                |                         |             | Rental Stats |
|----------------------|-----------------------------|--------------------------------|-------------------------|-------------|--------------|
| Annexation Area      | Allocation of Grant Funding | Allocation of Cleanups and NRT | Total Potential Funding | % of Total  | # of Rentals |
| 1A                   | \$ 5,400                    | \$ 2,400                       | \$ 7,800                | 12%         | 323          |
| 1B                   | \$ 19,800                   | \$ 8,800                       | \$ 28,600               | 44%         | 484          |
| 1C                   | \$ 1,800                    | \$ 800                         | \$ 2,600                | 4%          | 13           |
| 2                    | \$ 16,200                   | \$ 7,200                       | \$ 23,400               | 36%         | 545          |
| 3                    | \$ 1,800                    | \$ 800                         | \$ 2,600                | 4%          | 54           |
| 4                    | \$ -                        | \$ -                           | \$ -                    | 0%          | 27           |
| 5                    | \$ -                        | \$ -                           | \$ -                    | 0%          | 57           |
| <b>Total</b>         | <b>\$ 45,000</b>            | <b>\$ 20,000</b>               | <b>\$ 65,000</b>        | <b>100%</b> | <b>1,503</b> |

*\*For the first time in 2021, the City is offering two types of Small and Simple Grants – one for general neighborhood projects, and another specifically focused on removing invasive species. This explains the larger increase in the potential level of funding, because the Department anticipates newer City neighborhoods applying for these as they engage for the first time in City services.*

### Rental Inspection Program

The City of Bloomington's Rental Inspection program, which includes enforcement authority under Title 16 of the Bloomington Municipal Code (residential rental code enforcement), as well as under Title Six, which is known colloquially as "weeds and trash" code enforcement, and includes rental and owner-occupied residences, as well as commercial properties.

HAND currently has six Neighborhood Compliance Officers, in addition to one Program Manager, who cover enforcement under these two areas of City code. In order to assess the potential impact of annexation, the Department analyzed non-owner-occupied properties in the seven AIFAs, and arrived at an estimate of 1,503 rental properties across these eight areas.

With a potential of 1,503 additional rental properties (Title 16) (equally approximately 513 more units inspected annually if on a three-year inspection cycle), as well as acreage and neighborhoods that would need to be covered for Title Six, the following additional resources are anticipated:

- Max of two (2) new Neighborhood Compliance Officers (NCO), \$103,376 each
  - One (1) vehicle per NCO, \$34,267 each – capital cost
  - Technology, \$1,750 per NCO – capital cost
  - Inspection tools, \$100 per NCO – non capital cost
  - Costs allocated to annexation as such, note: the addition of an NCO also requires the related expenses:



- 1C, 3, 4, 5, or any combination thereof = no new staff needed
- 1A and any Areas except 1B and/or 2 = one (1) NCO needed
- 2 and any Areas except 1A and/or 1B = two (2) NCOs needed
- 2 and 1A and any Areas = two (2) NCOs needed
- 1B and any Areas = two (2) NCOs needed
- Min of one (1), max of two (2) Admin Assistant(s), \$34,267 each
- Min of \$3,000, max of \$5,000 for supplies

Non-NCO costs would likely be incurred proportionally based on the annexation of each of the Areas and are therefore allocated to each area based on assessed valuation.

Regardless, the non-capital services of the HAND Department will be provided in each annexation area within one (1) year and the capital services will be provided in each annexation area within three (3) years after the effective date of the annexation in a manner equivalent in standard and scope to those services provided within the corporate boundaries regardless of similar topography, patterns of land use, and population density.

Please reference HAND Department detailed cost estimate data on the following pages:

| Area: | Combined | 1A  | 1B  | 1C  | 2   | 3   | 4   | 5   |
|-------|----------|-----|-----|-----|-----|-----|-----|-----|
| Page: | 95       | 204 | 232 | 260 | 288 | 316 | 344 | 372 |

### Planning and Transportation Department

The Planning and Transportation Department contains two (2) major divisions: Development Services and Planning Services. The Department also includes the county-wide Metropolitan Planning Organization or MPO. The Department utilizes a variety of comprehensive measures to soundly manage the land-use growth of the City's zoning ordinance and transportation infrastructure, to ensure quality of life and economic vitality.

1. The Development Services Division reviews and issues zoning permits, answers zoning inquiries from citizens, staffs and supports the Plan Commission and Board of Zoning Appeals, and implements code enforcement per City-standards.
2. The Planning Services Division staffs and supports the Bicycle and Pedestrian Safety Commission, the Metropolitan Planning Organization, the Traffic Commission, the Parking Commission, responds to citizens' inquiries, develops area plans and studies including needs for multimodal transportation, maintains the Comprehensive Plan, and evaluates the implementation of plans and studies.



The Department studied the annexation areas and estimates the annexations in total would justify three (3) additional full-time employees and associated operating costs. The Department has a five (5) year rolling plan for City streets. Annexation Areas will be added to the plan and addressed along with existing inventory. The Department also estimates a capital expense of approximately \$250,000; \$100,000 for zoning new land areas and \$150,000 to update the Comprehensive Plan, leading up to the first year after the annexation becomes effective. As Areas 3, 4, and 5 are comparatively small, these Areas are less likely to significantly impact the future capital and non-capital needs of the department. Total costs would therefore likely be incurred proportionally based on the annexation of Areas 1A, 1B, 1C, and 2, and are therefore allocated to these Areas based on assessed valuation.

Regardless, the non-capital services of the Planning and Transportation Department will be provided in each annexation area within one (1) year and the capital services will be provided in each annexation area within three (3) years after the effective date of the annexation in a manner equivalent in standard and scope to those services provided within the corporate boundaries regardless of similar topography, patterns of land use, and population density.

Please reference Planning and Transportation Department detailed cost estimate data on the following pages:

| Area: | Combined | 1A  | 1B  | 1C  | 2   | 3   | 4   | 5   |
|-------|----------|-----|-----|-----|-----|-----|-----|-----|
| Page: | 101      | 210 | 238 | 266 | 294 | 322 | 350 | 378 |

### Information & Technology Services Department

The Information & Technology Services Department (ITS) provides comprehensive information technology and communications technology services and support for City staff across all areas of City operations. ITS also provides services directly to residents through the maintenance of public IT systems such as the City's website, data portal and mobile apps.

ITS has studied the annexation areas and estimates that if all areas are annexed, one (1) Tech Support Specialist @\$70,000, one (1) Application Analyst @\$85,000, one (1) GIS Specialist @\$75,000, and one (1) Junior Systems/Network Admin @\$75,000 will be needed. ITS also estimates it will need \$6,500 per year, to support additional employees in its own Department and for onboarding new hires City-wide. Costs include: software licenses, cloud service subscriptions, update City GIS management, internet/network connectivity for new or expanded facilities, increased travel expenses for staff, and





maintenance costs (network hardware, servers, phones, security cameras, door access systems, etc.) Inflationary growth of 3% per year is assumed for all operational costs.

ITS also estimates the following capital costs: \$2,000 per new employee for standard staff equipment; desk/mobile phones, computer, UPS. Network equipment, cabling for network and phones, server room updates, electrical system upgrades, etc., totaling \$10,000 per facility hosting new staff. Finally, the Department anticipates costs for connectivity buildout, network gear, cabling, phones, cameras, security, etc. at any new facilities of approximately \$30,000.

The Department's needs will depend on the number of new hires and subsequent City technology needs resulting from the different Areas. Annexation of the larger areas – such as Areas 1 and 2 – will likely justify a greater increase in capital and non-capital costs than the smaller areas. As such, costs have been proportionately allocated to Areas based on the Area's percentage of the total assessed value.

Regardless, the non-capital services of the ITS Department will be provided in each annexation area within one (1) year and the capital services will be provided in each annexation area within three (3) years after the effective date of the annexation in a manner equivalent in standard and scope to those services provided within the corporate boundaries regardless of similar topography, patterns of land use, and population density.

Please reference Information Technology Services Department detailed cost estimate data on the following pages:

| Area: | Combined | 1A  | 1B  | 1C  | 2   | 3   | 4   | 5   |
|-------|----------|-----|-----|-----|-----|-----|-----|-----|
| Page: | 97       | 206 | 234 | 262 | 290 | 318 | 346 | 374 |

### Economic and Sustainable Development (ESD)

The mission of the Economic and Sustainable Development Department (ESD) is to foster a livable and resilient community through partnerships, collaboration, and outreach. Through strategic initiatives that expand economic opportunities, the Department aims to preserve the health of our environment, provide for social equity to the citizenry, and advance the principles of sustainable development.

ESD's activities encompass three areas:

1. Business Relations and Development: Assistance and advocacy, incentives toward job creation, private capital investment and sustainable growth.
2. Sustainable Development: Building networks, expertise, and efficiency in the community as well as internally to City operations.



3. Arts and Cultural Development: Public art, support of artists and arts organizations, promotion of unique Bloomington attractions and events.

The ESD Department has studied the annexation areas and expects the annexation areas would not require additional staff. Rather the ESD Department would have increased costs related to promotion of business growth, estimated at a total of \$75,000 per year, for the first two (2) years only, spread across all annexation areas. These costs have been allocated to each annexation area based on each area's percentage of the total assessed value that will be added due to annexation.

Regardless, the non-capital services of the ESD Department will be provided in each annexation area within one (1) year and the capital services will be provided in each annexation area within three (3) years after the effective date of the annexation in a manner equivalent in standard and scope to those services provided within the corporate boundaries regardless of similar topography, patterns of land use, and population density.

Please reference ESD Department detailed cost estimate data on the following pages:

| Area: | Combined | 1A  | 1B  | 1C  | 2   | 3   | 4   | 5   |
|-------|----------|-----|-----|-----|-----|-----|-----|-----|
| Page: | 92       | 201 | 229 | 257 | 285 | 313 | 341 | 369 |

### Common Council Department

The Common Council is the elected legislative and fiscal body of the City of Bloomington. There are nine (9) Council members, consisting of six (6) elected by district and three (3) elected at large.

As the legislative body of the City, the City Council is a link between the citizens of Bloomington and their government. By enacting legislation that fosters the health, safety and welfare of the City, the Council works to represent the interests of residents while ensuring the delivery of municipal services. By statute, the Council is also responsible for the control of the City's property and finances, and the appropriation of money (Indiana Code § 36-4-6).

Council staff have studied the annexation areas and expect the annexation areas would not require additional staff. The Council would remain at nine (9) members.

The annexation areas will initially be assigned to existing contiguous Council districts. Following the effective date of the annexations that are ultimately implemented, whether in conjunction with the post-census redistricting or as an additional redistricting, the City will review and redistrict its Council District's as appropriate.



Regardless, the non-capital services of the Common Council will be provided in each annexation area within one (1) year and the capital services will be provided in each annexation area within three (3) years after the effective date of the annexation in a manner equivalent in standard and scope to those services provided within the corporate boundaries regardless of similar topography, patterns of land use, and population density.

Please reference Common Council Department detailed cost estimate data on the following pages:

|              |                 |           |           |           |          |          |          |          |
|--------------|-----------------|-----------|-----------|-----------|----------|----------|----------|----------|
| <b>Area:</b> | <b>Combined</b> | <b>1A</b> | <b>1B</b> | <b>1C</b> | <b>2</b> | <b>3</b> | <b>4</b> | <b>5</b> |
| <b>Page:</b> | 91              | 200       | 228       | 256       | 284      | 312      | 340      | 368      |

### City Clerk Department

The City of Bloomington Clerk's Office strives to make city government as accessible and responsive to the community as possible. The office serves as an educational liaison between citizens and their government. The Department responds to inquiries by telephone, in writing, or in person from a variety of interested persons regarding matters pertaining to City Council actions, or related City information retained in the City Clerk's office. The Department works closely with the City Council to supply combined constituent services.

The City Clerk has studied the annexation areas and expects the annexation areas would not require additional staff or other operating or capital costs.

Regardless, the non-capital services of the City Clerk's Department will be provided in each annexation area within one (1) year and the capital services will be provided in each annexation area within three (3) years after the effective date of the annexation in a manner equivalent in standard and scope to those services provided within the corporate boundaries regardless of similar topography, patterns of land use, and population density.

Please reference City Clerk Department detailed cost estimate data on the following pages:

|              |                 |           |           |           |          |          |          |          |
|--------------|-----------------|-----------|-----------|-----------|----------|----------|----------|----------|
| <b>Area:</b> | <b>Combined</b> | <b>1A</b> | <b>1B</b> | <b>1C</b> | <b>2</b> | <b>3</b> | <b>4</b> | <b>5</b> |
| <b>Page:</b> | 88              | 197       | 225       | 253       | 281      | 309      | 337      | 365      |



## Engineering Department

The City of Bloomington Engineering Department is made up of two divisions, the Capital Project Division, and the Right-of-Way Management Division. These divisions are responsible for overseeing activities in the City's approximately 1,800 acres of public right of way and for carrying out the City's vision to achieve a safe, accessible, efficient, equitable, and sustainable transportation system that works for people of all ages and abilities using all modes of transportation.

The Engineering Department has studied the annexation areas and estimates that if each of the areas are annexed in total, the Department would add (1) Project Manager @ \$50,000 - \$54,000 and one (1) Engineering Field Specialist @ \$48,000 - \$52,000, along with an attendant increase in Supplies and Travel/Dues of approximately @ \$8,000. Inflationary growth of 3% per year has been applied to all operational costs.

The Department also anticipates it would add two (2) additional trucks @ \$50,000 each, new computer/phones for the new hires @ \$4,000, and an expanded workspace @ \$50,000 - \$100,000.

The Department anticipates that the new hires and related operational expense increases can be allocable to the areas proportionally and are therefore allocated to each area based on assessed valuation.

Regardless, the non-capital services of the City Engineering Department will be provided in each annexation area within one (1) year and the capital services will be provided in each annexation area within three (3) years after the effective date of the annexation in a manner equivalent in standard and scope to those services provided within the corporate boundaries regardless of similar topography, patterns of land use, and population density.

Please reference the City Engineering Department detailed cost estimate data on the following pages:

| Area: | Combined | 1A  | 1B  | 1C  | 2   | 3   | 4   | 5   |
|-------|----------|-----|-----|-----|-----|-----|-----|-----|
| Page: | 93       | 202 | 230 | 258 | 286 | 314 | 342 | 370 |



## Police Department

The City of Bloomington Police Department is a full-service police agency, providing police protection to a city of approximately 80,000 residents and a land area of approximately 20 square miles. The Police Department currently has positions for 168 full-time persons: 105 sworn officers and 63 civilian employees, though based on various factors the total number of actual sworn officers in service at any time fluctuates. At any given time, BPD generally has eight (8) officers patrolling the City. As part of the department, the Central Emergency Dispatch Center (CEDC) also gathers and maintains law enforcement records and provides general operations and maintenance support.

The Department responds to citizens' requests for information, coordinates activities with community organizations and assists school administrators in support of safer schools. The Department also facilitates the safe and expedient movement of vehicular and pedestrian traffic, provides neighborhood patrols, provides community support through neighborhood resource officers and police social workers, and serves as a presence for the deterrence of crime. Through the continued education and training of sworn officers, the Police Department makes the City of Bloomington a safe community.

The Bloomington Police Department is accredited by the Commission on the Accreditation for Law Enforcement Agencies (CALEA), having achieved CALEA accreditation in 2018. The Police Department has adopted regulations and orders consistent with the recommendations of the Task Force on Twenty-First Century Policing, and is overseen by the civilian Board of Public Safety.

The scope and size of police departments, the benefits and amenities provided to officers, the need to attract quality personnel, and the manner of policing is a community discussion that is occurring around the country, including in Bloomington. The City expects that discussion to continue, and is committed to working with the community – including those in the annexation areas post-annexation – to provide a safe, appropriate, and responsive level of service.

|   | 2010   | 2011  | 2012   | 2013   | 2014   |
|---|--------|-------|--------|--------|--------|
| Sheriff responses in the annexation areas | 10,054 | 9,656 | 10,020 | 11,816 | 14,560 |

The Police Department has studied the annexation areas and calls for service and based on current levels and manner of service, generally estimates that it would add the following personnel following annexation:

### Sworn Personnel





| SWORN PERSONNEL - ANNEXATION ESTIMATES |                |              |             |             |             |             |             |             |             |             |              |              |
|--|----------------|--------------|-------------|-------------|-------------|-------------|-------------|-------------|-------------|-------------|--------------|--------------|
| Area                                   | Patrol Officer |              | Detective   |             | Sergeant    |             | Lieutenant  |             | Admin       |             | Total Sworn  |              |
| SWORN                                  | Min            | Max          | Min         | Max         | Min         | Max         | Min         | Max         | Min         | Max         | Min          | Max          |
| 1A                                     | 4.19           | 6.00         | 0.82        | 1.5         | 0.75        | 1.25        | 0.33        | 0.50        | 0.33        | 0.50        | 6.42         | 9.75         |
| 1B                                     | 4.88           | 7.00         | 0.95        | 1.75        | 0.9         | 1.5         | 0.33        | 0.50        | 0.33        | 0.50        | 7.40         | 11.25        |
| 1C                                     | 0.00           | 0.00         | 0.00        | 0           | 0           | 0           | 0.00        | 0.00        | 0.00        | 0.00        | 0.00         | 0.00         |
| 2                                      | 4.19           | 6.00         | 0.82        | 1.5         | 0.75        | 1.25        | 0.33        | 0.50        | 0.33        | 0.50        | 6.42         | 9.75         |
| 3                                      | 0.35           | 0.50         | 0.14        | 0.25        | 0.15        | 0.25        | 0.00        | 0.00        | 0.00        | 0.00        | 0.64         | 1.00         |
| 4                                      | 0.35           | 0.50         | 0.14        | 0.25        | 0.15        | 0.25        | 0.00        | 0.00        | 0.00        | 0.00        | 0.64         | 1.00         |
| 5                                      | 1.05           | 1.50         | 0.14        | 0.25        | 0.3         | 0.5         | 0.00        | 0.00        | 0.00        | 0.00        | 1.48         | 2.25         |
| <b>TOTAL</b>                           | <b>15.00</b>   | <b>21.50</b> | <b>3.00</b> | <b>5.50</b> | <b>3.00</b> | <b>5.00</b> | <b>1.00</b> | <b>1.50</b> | <b>1.00</b> | <b>1.50</b> | <b>23.00</b> | <b>35.00</b> |

### Civilian Personnel

| CIVILIAN PERSONNEL - ANNEXATION ESTIMATES |             |             |                |             |               |             |               |             |               |             |                |             |
|---|-------------|-------------|----------------|-------------|---------------|-------------|---------------|-------------|---------------|-------------|----------------|-------------|
| Area                                      | Records     |             | Comm Serv Spec |             | Evidence Tech |             | Social Worker |             | Admin Support |             | Total Civilian |             |
| CIVILIAN                                  | Min         | Max         | Min            | Max         | Min           | Max         | Min           | Max         | Min           | Max         | Min            | Max         |
| 1A  | 0.75        | 0.75        | 0.20           | 0.2         | 0.1           | 0.1         | 0.20          | 0.20        | 0.25          | 0.25        | 1.50           | 1.50        |
| 1B  | 1.00        | 1.00        | 0.20           | 0.2         | 0.1           | 0.1         | 0.20          | 0.20        | 0.50          | 0.50        | 2.00           | 2.00        |
| 1C  | 0.00        | 0.00        | 0.00           | 0           | 0             | 0           | 0.00          | 0.00        | 0.00          | 0.00        | 0.00           | 0.00        |
| 2   | 0.75        | 0.75        | 0.20           | 0.2         | 0.1           | 0.1         | 0.20          | 0.20        | 0.25          | 0.25        | 1.50           | 1.50        |
| 3   | 0.00        | 0.00        | 0.00           | 0           | 0             | 0           | 0.00          | 0.00        | 0.00          | 0.00        | 0.00           | 0.00        |
| 4   | 0.00        | 0.00        | 0.00           | 0           | 0             | 0           | 0.00          | 0.00        | 0.00          | 0.00        | 0.00           | 0.00        |
| 5   | 0.00        | 0.00        | 0.00           | 0           | 0             | 0           | 0.00          | 0.00        | 0.00          | 0.00        | 0.00           | 0.00        |
| <b>TOTAL</b>                              | <b>2.50</b> | <b>2.50</b> | <b>0.60</b>    | <b>0.60</b> | <b>0.30</b>   | <b>0.30</b> | <b>0.60</b>   | <b>0.60</b> | <b>1.00</b>   | <b>1.00</b> | <b>5.00</b>    | <b>5.00</b> |

Non-capital and capital costs are allocated to Annexation Areas based on several factors, including each Area's percentage of total Annexation assessed value, the projected number of callouts, and each Area's percentage of the total Annexation Population. A detailed breakdown of the cost allocation to each Area can be found on the pages referenced in the table below.

Services will be provided to the annexation areas in the same manner as provided to the residents who currently reside in the City of Bloomington regardless of the manner in which community safety resources are directed.

The non-capital services of the Police Department will be provided in each annexation area within one (1) year and the capital services will be provided in each annexation area within three (3) years after the effective date of the annexation in a manner equivalent in standard and scope to those services provided within the corporate boundaries regardless of similar topography, patterns of land use, and population density.

Please reference Police Department detailed cost estimate data on the following pages:

| Area: | Combined | 1A  | 1B  | 1C  | 2   | 3   | 4   | 5   |
|-------|----------|-----|-----|-----|-----|-----|-----|-----|
| Page: | 102      | 211 | 239 | 267 | 295 | 323 | 351 | 379 |



## Fire Department

As referenced above, when the City began the annexation process in 2017 it was required to provide, and the City expected to provide, fire protection service in any areas that the City ultimately annexed. The City therefore developed a comprehensive fiscal plan in 2017 outlining the provision of fire protection services across the respective annexation areas. However, since 2019 – while the City’s consideration of the annexations were on hold due to a state law that was declared unconstitutional – the Indiana General Assembly amended state statutes to provide that the Monroe Fire Protection District would continue to provide fire protection in areas that had joined the district. As a result, the City understands that the Monroe Fire Protection District will continue to provide fire to all annexed parcels in, Bloomington, Perry, and Van Buren Townships, while the Bloomington Fire Department (BFD) will be the fire services provider for parcels annexed within Richland and Salt Creek Townships. The City has therefore developed a plan to provide fire service to the annexed areas of Richland and Salt Creek Township. In the event circumstances change and additional City residents and property owners in the annexation area are permitted to obtain fire protection services from the City, the City has also developed a plan for providing services to those areas.

The Bloomington Fire Department currently consists of 110 personnel, operating four (4) engines, one (1) quint, one (1) aerial platform, one (1) medium rescue, one (1) brush truck, four (4) chief SUV/Truck, and five (5) support vehicles from five (5) fire stations and one (1) leased warehouse. The City of Bloomington is currently rated a 2/2X from the Insurance Services Organization (“ISO”). The Fire Department believes at its next rating from ISO that a rating of 1/1X is a possibility. The Department provides a full range of emergency services including: structure, wildland fire response, fire inspection, fire investigation, fire/life education, emergency medical response, vehicle rescue/extrication, confined space rescue, high angle rescue, trench rescue, urban search and rescue, ice/water rescue, and emergency scene command.

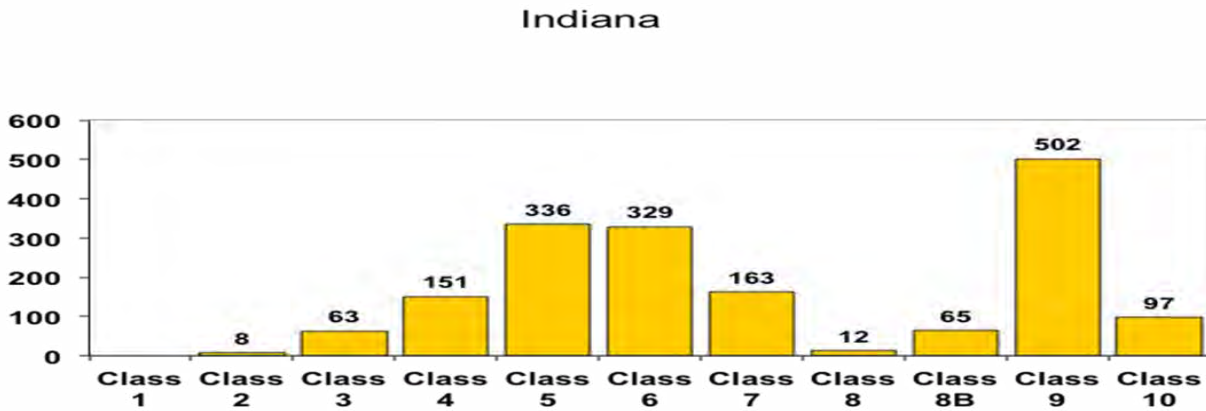
In July 2017, the ISO rated the BFD a 2 out of 10. An ISO rating is a measure of three important aspects of a Department’s ability to respond to a fire. Those aspects are:

1. Emergency Communications Systems – Accounts for 10 points
2. Fire Department – Accounts for 50 points
3. Water Supply – Accounts for 40 points

Those areas annexed by the City and receiving City fire protection service are expected to benefit from the City’s superior ISO rating. In contrast, the MFPD’s ISO rating is 5. Those annexed areas that are not permitted to receive Bloomington fire protection service will continue to receive the less favorable MFPD’s ISO rating.



There are over 1,700 Departments in the State of Indiana. An ISO of 2 is in the top 1% of these rankings. The following are charts provided by ISO showing ISO ratings across Indiana:



What does a higher ISO rating mean for a resident? ISO ratings are an indicator of a Department’s ability to extinguish a fire. ISO ratings, therefore, are utilized by insurance companies to, in part, set insurance premiums (it is noted that insurance companies use other factors as well). In general, a lower ISO rating can mean lower insurance premiums.

**Fire Service to Richland and Salt Creek Township Annexation Areas**

The map below identifies the proposed annexation areas that would receive fire protection service from the City. If Areas 1A and 2 are annexed, the provision of services to the annexed areas of Richland and Salt Creek are expected to result in a station upgrade, a standard crew (3 captains, 3 chauffeurs, 9 firefighters, and 1 Deputy Fire Marshall), and a new engine. These costs can be allocated proportionately to the fire service areas that would be acquired within Areas 1A and 2, and are therefore allocated based on the assessed values to the proposed new fire service areas.

Non-capital services of the Fire Department would be provided in the annexation areas in which Bloomington is permitted to provide fire protection services within one (1) year and the capital services would be provided in each annexation area within three (3) years after the effective date of the annexation in a manner equivalent in standard and scope to those services provided within the corporate boundaries regardless of similar topography, patterns of land use, and population density.

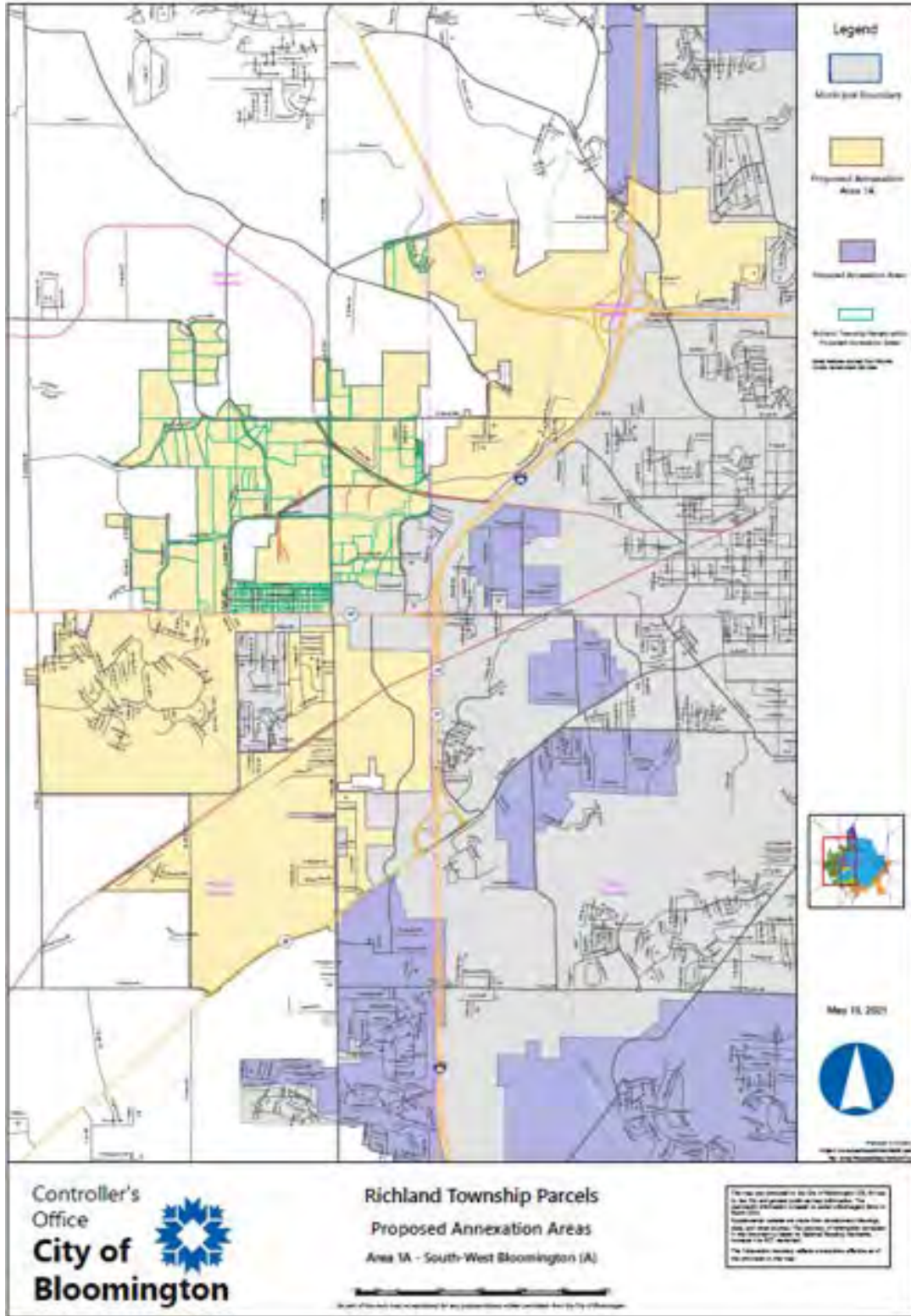
Please reference Fire Department detailed cost estimate data on the following pages:

|              |                 |           |          |
|--------------|-----------------|-----------|----------|
| <b>Area:</b> | <b>Combined</b> | <b>1A</b> | <b>2</b> |
| <b>Page:</b> | 94              | 203       | 287      |











### Fire Service if Bloomington City Served All Annexation Areas

The City has also developed a plan to serve all annexation areas if called upon to do so. Notably, the City's estimated fire rate is \$0.1250, compared to MFPD's rate of \$0.3890. Annexation areas would therefore experience a lower fire protection tax rate – about a third of the cost - and for a better rated service according to ISO data, if the City were permitted to provide fire protection to those areas. The analysis of department needs under such a scenario is set forth below.

#### Non-Capital Costs:

For each station added, the Department would require the following personnel increases, plus other operating costs:

|              |   |
|--------------|---|
| Captains     | 3 |
| Chauffeurs   | 3 |
| Firefighters | 9 |

The Department expects that two (2) fire stations would be required if it were permitted to serve all annexation areas, one in the southeast and one in the southwest side of the City, as well as a renovation of station 2. The new southwest station would be generally connected to the annexation of Area 1A, 1B, and 1C, and the southeast station would be generally connected to the annexation of Area 2, though both stations would provide overall service improvements to the benefit of all the annexation areas. The renovation of the existing station 2 would be similarly generally connected to the annexation of Areas 1A, 1B, 1C, 3, 4, and 5, but would again provide overall service improvements for all areas.

The timing for bringing the new fire stations online, if the City were permitted to take over fire protection to all annexation areas, would be as follows:

|      |             |
|------|-------------|
| 2024 | Renovation  |
| 2025 | New Station |
| 2026 | New Station |

The City also recognizes that there are existing fire stations in the annexation areas owned by other fire departments that could potentially be utilized by the City. The City would engage with other fire departments to determine the best method for utilizing these facilities, including an agreement to transfer existing facilities to the City. Such a solution could substitute for the construction of new facilities. Similarly, the City would work with other departments on the potential transfer of existing equipment or apparatus. Finally, while the City cannot guarantee employment to any individual or group, when hiring for

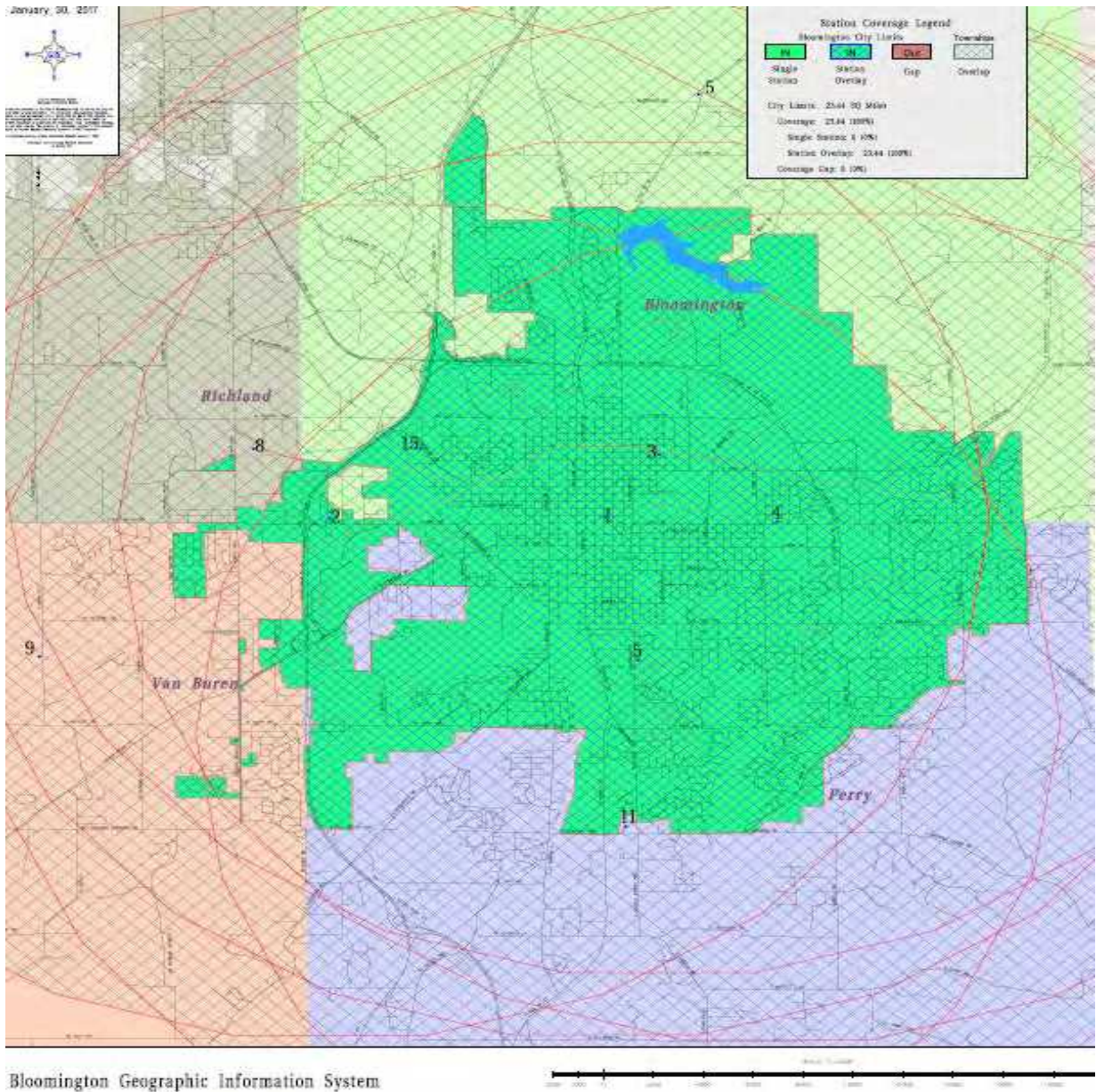


new positions created as a result of the annexations, the City anticipates it would provide a point preference in the scoring system to experienced and qualified firefighters whose jobs were impacted by the annexations. This approach is permitted by IC 36-8-4-10(b)(3), and would be applied by the Bloomington Board of Public Safety as a part of the normal scoring system in new hires by the BFD.

Regardless, the non-capital services of the Fire Department would be provided in each of the annexation areas, if the City were permitted to do so, within one (1) year and the capital services would be provided in each annexation area within three (3) years after the effective date of the annexation in a manner equivalent in standard and scope to those services provided within the corporate boundaries regardless of similar topography, patterns of land use, and population density.



# Fire Station Five Mile Coverage Map



File: Data\_Jan 30, 2017\_Elv\_Troscod.DWG



## City of Bloomington Utilities Department

City of Bloomington Utilities (“CBU”) provides for the collection and treatment of wastewater and the treatment and distribution of water, both inside and outside the City of Bloomington. CBU also provides storm water management services inside the City.

CBU already provides sewer and water services within the annexation area as evidenced by the miles of pipes in the ground, the building permits, and the waivers.

CBU imposes an additional 12% surcharge to utility customers outside of the City for residential sewer service. For a standard residential customer @ 4,000 gallons a month, this would result in an approximate savings of \$69.36 per year for annexed taxpayers that receive CBU services.

The City and the County have each established separate storm water fees. The City’s fee is lower than the County’s fee. The annual Equivalent Residential Unit (“ERU”, fee difference for a residential customer is as follows:

|            |                |
|------------|----------------|
| City       | \$71.40        |
| County     | <u>\$75.77</u> |
| Difference | \$ 4.37        |

Unlike the County storm water fee that is imposed on projects all over the County, the fees generated from the annexation area will be directed to be spent inside of the City and the annexation areas.

Capital water and sewer service has already been extended to significant portions of the Annexation Areas, and additional capital extensions can be made at the time development proposals are received. Non-capital water and sewer maintenance is already provided in existing service areas.

Specifically, regarding the City’s current policies for extending water and sewer to new development or unserved areas within the City:

Water:

1. The City follows the Indiana Utility Regulatory Commission’s (IURC) main extension rules regarding water (170 IAC 6-1.5), where the property owner is typically responsible for the cost, less a three (3) year credit based on the estimated usage and applicable subsequent connector fees.

Sewer:





2. The City follows the IURC's main extension rules regarding sewer (170 IAC 8.5-4). The City additionally follows Section 24 of the Utility Service Board's Rules, Regulations, and Standards of Service, in which county territory is designated either Area A or B. Although Area A is considered a higher priority area for sewer connections than Area B, all sewer extensions beyond the City's boundaries are at the discretion of the Director and the Utilities Service Board and generally require an agreement for voluntary annexation. Upon annexation, the annexed areas will be included in Area A and available for connection, provided connections are feasible.

In addition, the City has already established the non-capital financial systems necessary to pay bills, send invoices and adjust utility rates. The cost of adjusting those internal systems to reflect the connection of new customers in the annexation areas is projected to be nominal and to be covered by the current revenue policies of the municipal utility. The utility costs overall are expected to be borne by the system of utility rates and charges, but the municipality projects that all expenditures to extend utility services will be borne by the customers receiving the service extensions.

As noted above, the City has already extended non-capital water and sewer services to portions of the Annexation Areas, and the City is prepared to add new capital sewer services following annexation. CBU has already assumed jurisdiction over capital water and sewer facilities in the annexation areas, and all non-capital municipal sewer services have been extended in a manner equivalent in standard and scope to the non-capital services which the CBU provide to the other areas within the corporate boundaries of the City.

The storm water fees will be a new revenue to the utility and will provide \$389,042 annually for operations. Just as is done in the City currently, these fees will be recorded in the City's ledger and used for storm water projects and maintenance.

It is important to note that without annexation, wastewater management in support of a growing population outside the City's boundaries would mean:

- Larger lot sizes for septic, creating sprawl
- Small "package" wastewater plants, which can lead to surface-water contamination when poorly managed, or
- A comprehensive sewer territory agreement between the City and the County, which could still be considered post-annexation.

CBU has studied the annexation areas and estimates that the City would add a four-person crew, two (2) new storm water technician, a service truck, dump truck and backhoe, along with tools and safety equipment, if all the areas are annexed. These costs





would likely be incurred proportionally based on the annexation of each of the areas and are therefore allocated to each area based on assessed valuation.

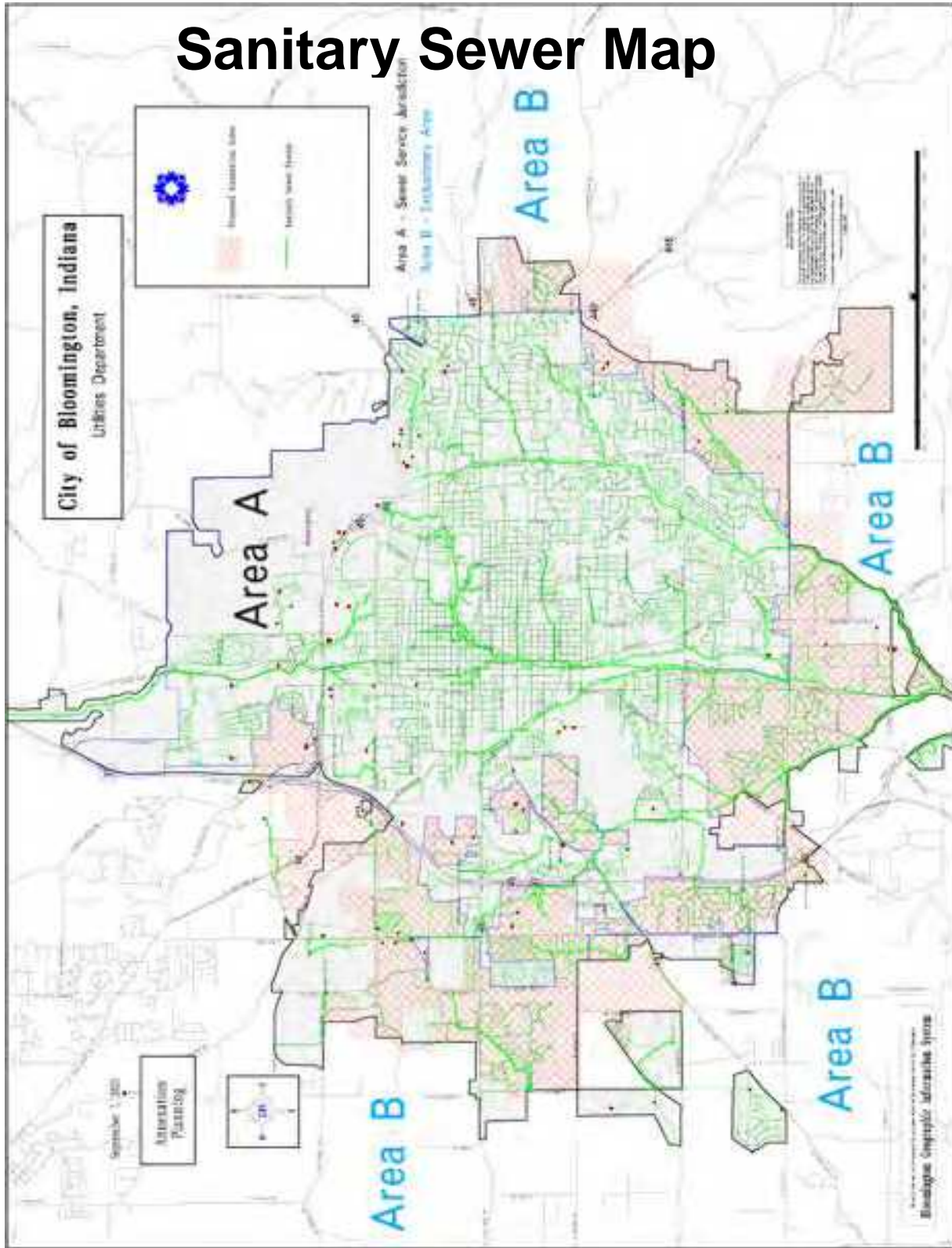
Regardless, the non-capital services of the CBU will be provided in each annexation area within one (1) year and the capital services will be provided in each annexation area within three (3) years after the effective date of the annexation in a manner equivalent in standard and scope to those services provided within the corporate boundaries regardless of similar topography, patterns of land use, and population density.

Please reference City Utilities Department detailed cost estimate data on the following pages:

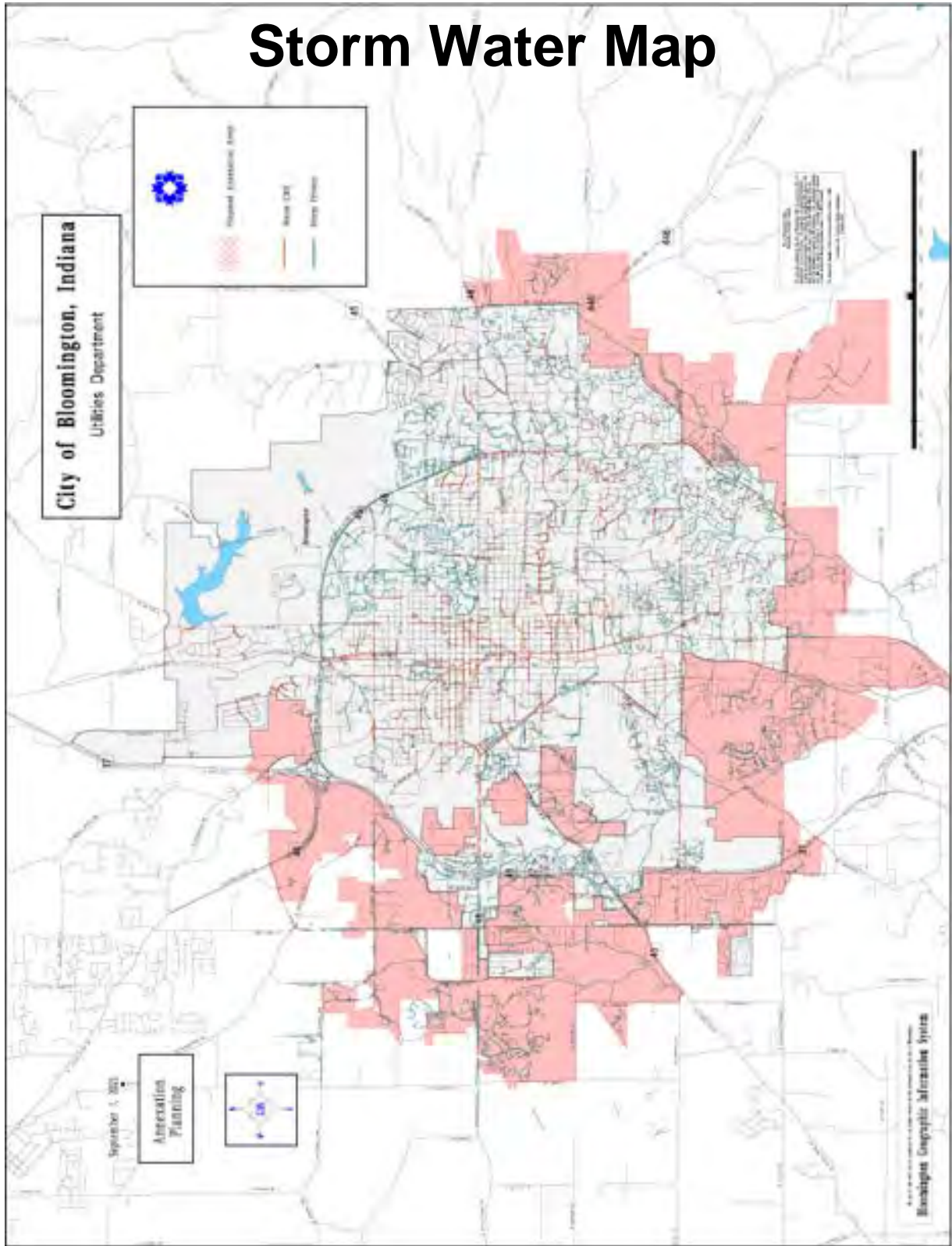
| Area: | Combined | 1A  | 1B  | 1C  | 2   | 3   | 4   | 5   |
|-------|----------|-----|-----|-----|-----|-----|-----|-----|
| Page: | 106      | 215 | 243 | 271 | 299 | 327 | 355 | 383 |



# Sanitary Sewer Map

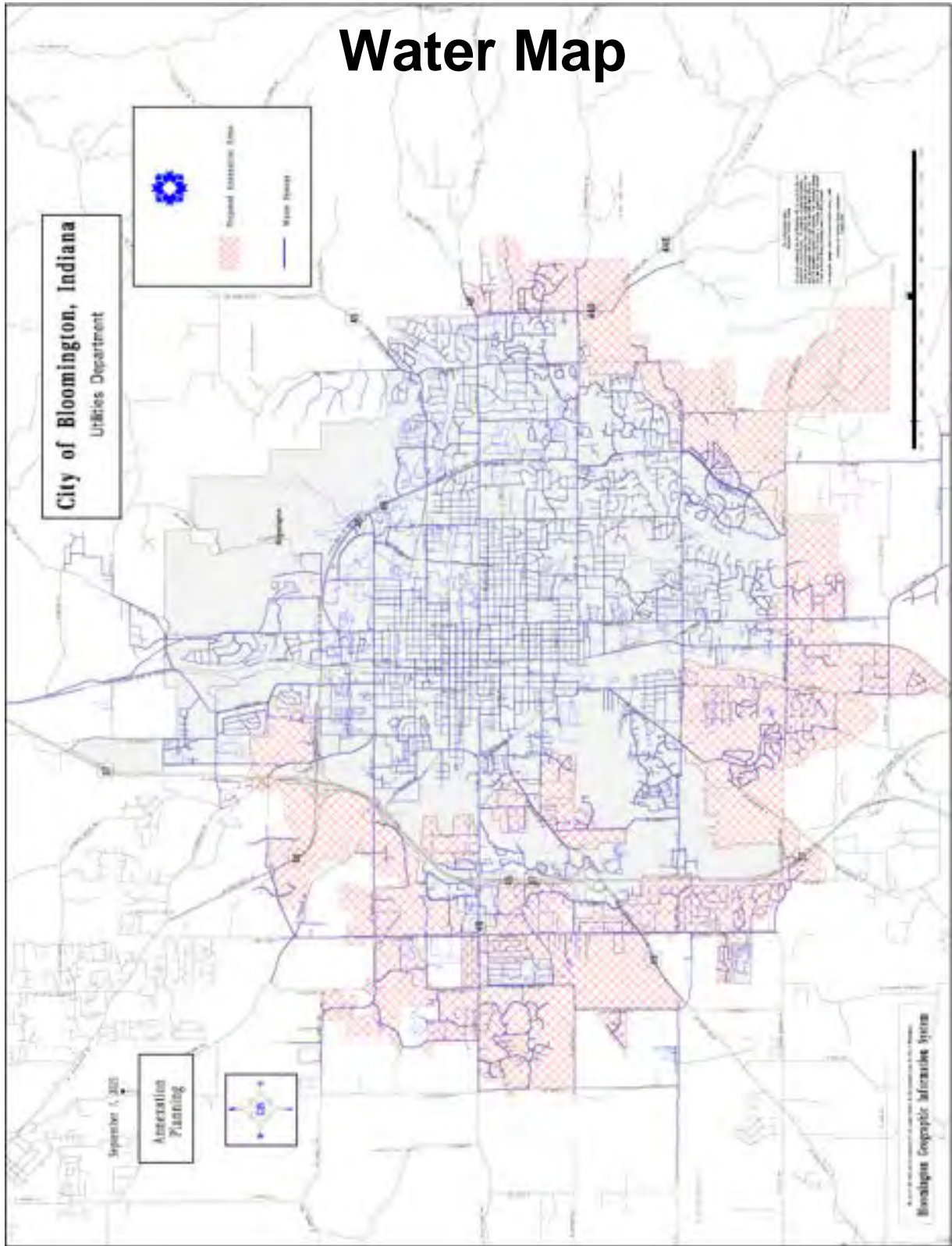


# Storm Water Map

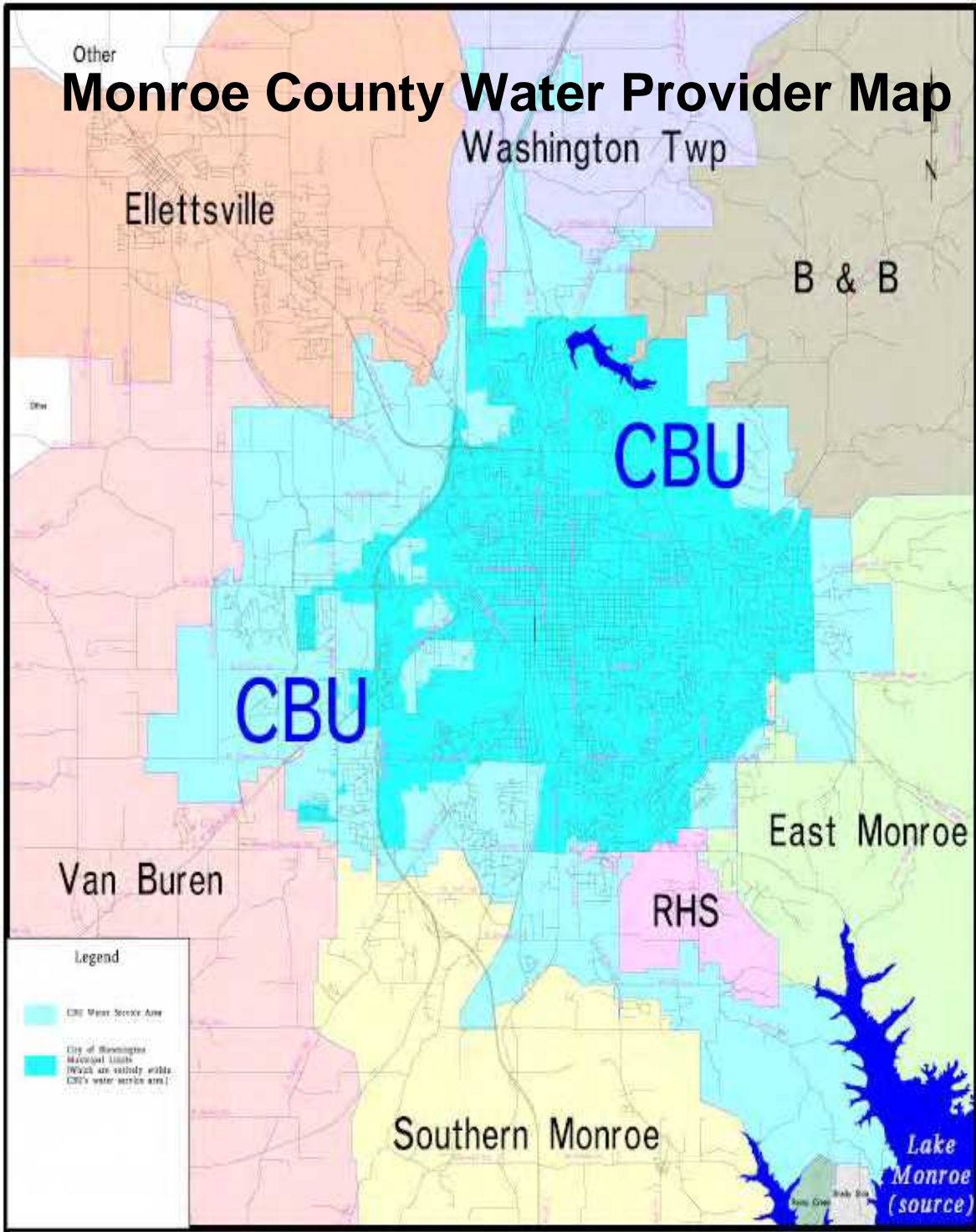




# Water Map



# Monroe County Water Provider Map

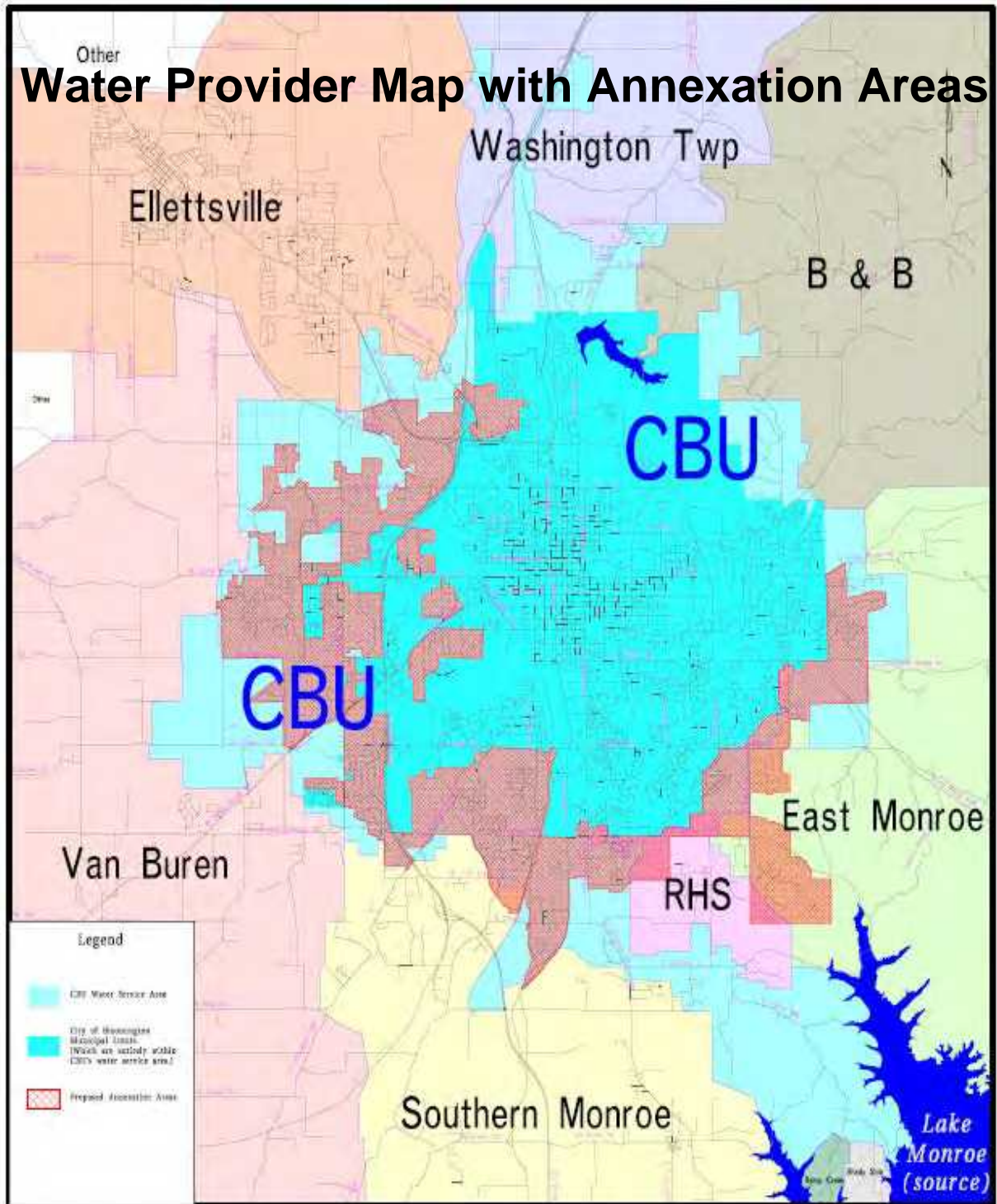


Wholesale Water Customers/Rural Water Companies  
City of Bloomington Utilities





# Water Provider Map with Annexation Areas



Wholesale Water Customers/Rural Water Companies  
City of Bloomington Utilities



September 2, 2021

T0101018

## Transit Department

The Bloomington Public Transportation Corporation (BT) is the public transit provider to the City of Bloomington. Two (2) forms of public transportation are provided including fixed route service available to the public using nine (9) routes, and BT Access service which is a demand response service for persons with disabilities.

Upon annexation, the annexation area will be added to the transit district.

BT will evaluate ridership and service needs and determine whether new or amended routes are appropriate in the same manner as the City's existing routes. Any changes will be subject to a public hearing process and policy making decision of the transit board.

BT notes that Ivy Tech has been identified as one potential area for fixed route service expansion. Costs associated with Ivy Tech route creation/enhancement have therefore been allocated entirely to Area 1A.

BT has also identified the South Rogers/Fullerton Park Area for potential route enhancement. These enhancements will serve area 1B. Associated costs have, therefore, been allocated entirely to 1B.

BT would also provide BT access service to all newly annexed areas.

The Department anticipates that all other non-capital and capital costs will be incurred based on each Area's proportionate share of the total net assessed value. Such costs have been allocated accordingly.

The following chart shows the cost break-down by Annexation Area for year 1. Non-capital costs are projected to increase 3% yearly due to account for inflation:

| BLOOMINGTON TRANSIT - ANNEXATION COST ESTIMATES |                        |                        |                    |                      |                    |                    |                     |                        |
|---|------------------------|------------------------|--------------------|----------------------|--------------------|--------------------|---------------------|------------------------|
| Description                                     | Area 1A                | Area 1B                | Area 1C            | Area 2               | Area 3             | Area 4             | Area 5              | Total                  |
| % of Total Annexed Assessed Value               | 34.0%                  | 26.0%                  | 0.5%               | 31.3%                | 1.1%               | 1.0%               | 6.1%                | 100%                   |
| BT Access                                       | \$ 65,351.16           | \$ 49,945.62           | \$ 1,001.16        | \$ 60,084.00         | \$ 2,091.09        | \$ 1,850.51        | \$ 11,676.46        | \$ 192,000.00          |
| Ivy Tech/Part 48 Industrial Park Service        | \$ 250,698.00          | \$ -                   | \$ -               | \$ -                 | \$ -               | \$ -               | \$ -                | \$ 250,698.00          |
| S.Rogers/Fullerton Pk Operating Cost            | \$ -                   | \$ 250,698.00          | \$ -               | \$ -                 | \$ -               | \$ -               | \$ -                | \$ 250,698.00          |
| <b>Subtotal: Non-Capital Expenses</b>           | <b>\$ 316,049.16</b>   | <b>\$ 300,643.62</b>   | <b>\$ 1,001.16</b> | <b>\$ 60,084.00</b>  | <b>\$ 2,091.09</b> | <b>\$ 1,850.51</b> | <b>\$ 11,676.46</b> | <b>\$ 693,396.00</b>   |
| BT Access Vans                                  | \$ 54,459.30           | \$ 41,621.35           | \$ 834.30          | \$ 50,070.00         | \$ 1,742.58        | \$ 1,542.09        | \$ 9,730.39         | \$ 160,000.00          |
| Ivy Tech/Part 48 Industrial Park Capital        | \$ 1,025,000.00        | \$ -                   | \$ -               | \$ -                 | \$ -               | \$ -               | \$ -                | \$ 1,025,000.00        |
| S.Rogers/Fullerton Pk Capital Cost              | \$ -                   | \$ 1,025,000.00        | \$ -               | \$ -                 | \$ -               | \$ -               | \$ -                | \$ 1,025,000.00        |
| <b>Subtotal: Capital Expenses</b>               | <b>\$ 1,079,459.30</b> | <b>\$ 1,066,621.35</b> | <b>\$ 834.30</b>   | <b>\$ 50,070.00</b>  | <b>\$ 1,742.58</b> | <b>\$ 1,542.09</b> | <b>\$ 9,730.39</b>  | <b>\$ 2,210,000.00</b> |
| <b>Grand Total: All Expenses</b>                | <b>\$ 1,395,508.46</b> | <b>\$ 1,367,264.96</b> | <b>\$ 1,835.46</b> | <b>\$ 110,154.00</b> | <b>\$ 3,833.67</b> | <b>\$ 3,392.60</b> | <b>\$ 21,406.85</b> | <b>\$ 2,903,396.00</b> |



Regardless, the non-capital services of the Transit Department will be provided in each annexation area within one (1) year and the capital services will be provided in each annexation area within three (3) years after the effective date of the annexation in a manner equivalent in standard and scope to those services provided within the corporate boundaries regardless of similar topography, patterns of land use, and population density.

Please reference Transit Department detailed cost estimate data on the following pages:

| <b>Area:</b> | <b>Combined</b> | <b>1A</b> | <b>1B</b> | <b>1C</b> | <b>2</b> | <b>3</b> | <b>4</b> | <b>5</b> |
|--------------|-----------------|-----------|-----------|-----------|----------|----------|----------|----------|
| <b>Page:</b> | 105             | 214       | 242       | 270       | 298      | 326      | 354      | 382      |



**City of Bloomington - Annexation**

Revenues Over Costs

All Departments Combined - ALL AREAS COMBINED

September 10, 2021

Net unallocated revenue through the first three (3) years will be placed in an impoundment fund(s)  
 Impoundment funds will be used to enhance services to the respective area

| Revenues Over Minimal Costs        | Pay Year 1     | Pay Year 2     | Pay Year 3     | Pay Year 4    |
|------------------------------------|----------------|----------------|----------------|---------------|
| Total Revenues                     | \$ 10,246,147  | \$ 12,006,015  | \$ 12,666,219  | \$ 13,143,446 |
| Less: Non Capital Costs            | \$ 7,192,073   | \$ 7,554,947   | \$ 7,704,341   | \$ 7,935,467  |
| Less: Capital Costs                | \$ 6,586,243   | \$ 6,640,243   | \$ 6,695,863   | \$ 1,967,742  |
| Equals: Revenue Over/(Under Costs) | \$ (3,532,169) | \$ (2,189,174) | \$ (1,733,984) | \$ 3,240,238  |
| Less: Impoundment Fund(s) Deposits | \$ -           | \$ -           | \$ -           | \$ -          |
| Equals: Net Revenue                | \$ (3,532,169) | \$ (2,189,174) | \$ (1,733,984) | \$ 3,240,238  |

| Revenues Over Maximum Costs        | Pay Year 1     | Pay Year 2     | Pay Year 3     | Pay Year 4    |
|------------------------------------|----------------|----------------|----------------|---------------|
| Total Revenues                     | \$ 10,246,147  | \$ 12,006,015  | \$ 12,666,219  | \$ 13,143,446 |
| Less: Non Capital Costs            | \$ 9,501,223   | \$ 9,858,696   | \$ 10,077,202  | \$ 10,379,514 |
| Less: Capital Costs                | \$ 9,780,338   | \$ 9,840,333   | \$ 9,902,127   | \$ 2,186,929  |
| Equals: Revenue Over/(Under Costs) | \$ (9,035,414) | \$ (7,693,013) | \$ (7,313,110) | \$ 577,004    |
| Less: Impoundment Fund(s) Deposits | \$ -           | \$ -           | \$ -           | \$ -          |
| Equals: Net Revenue                | \$ (9,035,414) | \$ (7,693,013) | \$ (7,313,110) | \$ 577,004    |

Note (1): The bond examples below are not final. The City intends to fund the debt(s) with Annexation revenue (no new taxes)

Note (2): The City will determine timing for bond(s) issuance closer to when Annexations become effective (within the first 3 years of Annexations)

Note (2): Net revenue (first three years) in areas 1A, 1B, 1C, 3, 4, and 5 will be placed in an impoundment fund(s)

| Revenues Over Minimal Costs with 5 Year DS | Pay Year 1    | Pay Year 2    | Pay Year 3     | Pay Year 4    |
|--|---------------|---------------|----------------|---------------|
| Total Revenues                             | \$ 10,246,147 | \$ 12,006,015 | \$ 12,666,219  | \$ 13,143,446 |
| Less: Non Capital Costs                    | \$ 7,192,073  | \$ 7,554,947  | \$ 7,704,341   | \$ 7,935,467  |
| Less: Capital Costs                        | \$ -          | \$ 4,721,833  | \$ 4,721,833   | \$ 4,721,833  |
| Equals: Revenue Over/(Under Costs)         | \$ 3,054,073  | \$ (270,765)  | \$ 240,045     | \$ 486,146    |
| Less: Impoundment Fund(s) Deposits         | \$ -          | \$ -          | \$ 3,023,354   | \$ -          |
| Equals: Net Revenue                        | \$ 3,054,073  | \$ (270,765)  | \$ (2,783,308) | \$ 486,146    |

| Revenues Over Minimal Costs with 10 Year DS | Pay Year 1    | Pay Year 2    | Pay Year 3    | Pay Year 4    |
|---|---------------|---------------|---------------|---------------|
| Total Revenues                              | \$ 10,246,147 | \$ 12,006,015 | \$ 12,666,219 | \$ 13,143,446 |
| Less: Non Capital Costs                     | \$ 7,192,073  | \$ 7,554,947  | \$ 7,704,341  | \$ 7,935,467  |
| Less: Capital Costs                         | \$ -          | \$ 2,509,585  | \$ 2,509,585  | \$ 2,509,585  |
| Equals: Revenue Over/(Under Costs)          | \$ 3,054,073  | \$ 1,941,484  | \$ 2,452,294  | \$ 2,698,395  |
| Less: Impoundment Fund(s) Deposits          | \$ 3,054,073  | \$ 1,941,484  | \$ 2,452,294  | \$ -          |
| Equals: Net Revenue                         | \$ -          | \$ -          | \$ -          | \$ 2,698,395  |

**City of Bloomington - Annexation**

Revenues Over Costs

All Departments Combined - ALL AREAS COMBINED

September 10, 2021

Net unallocated revenue through the first three (3) years will be placed in an impoundment fund(s)  
 Impoundment funds will be used to enhance services to the respective area

| <b>Revenues Over Maximum Costs with 5 Year DS</b> | <b>Pay Year 1</b> |            | <b>Pay Year 2</b> |             | <b>Pay Year 3</b> |             | <b>Pay Year 4</b> |             |
|---|-------------------|------------|-------------------|-------------|-------------------|-------------|-------------------|-------------|
| Total Revenues                                    | \$                | 10,246,147 | \$                | 12,006,015  | \$                | 12,666,219  | \$                | 13,143,446  |
| Less: Non Capital Costs                           | \$                | 9,501,223  | \$                | 9,858,696   | \$                | 10,077,202  | \$                | 10,379,514  |
| Less: Capital Costs                               | \$                | -          | \$                | 6,839,992   | \$                | 6,839,992   | \$                | 6,839,992   |
| Equals: Revenue Over/(Under Costs)                | \$                | 744,924    | \$                | (4,692,673) | \$                | (4,250,975) | \$                | (4,076,060) |
| Less: Impoundment Fund(s) Deposits                | \$                | -          | \$                | -           | \$                | -           | \$                | -           |
| Equals: Net Revenue                               | \$                | 744,924    | \$                | (4,692,673) | \$                | (4,250,975) | \$                | (4,076,060) |

| <b>Revenues Over Maximum Costs with 10 Year DS</b> | <b>Pay Year 1</b> |            | <b>Pay Year 2</b> |             | <b>Pay Year 3</b> |             | <b>Pay Year 4</b> |            |
|--|-------------------|------------|-------------------|-------------|-------------------|-------------|-------------------|------------|
| Total Revenues                                     | \$                | 10,246,147 | \$                | 12,006,015  | \$                | 12,666,219  | \$                | 13,143,446 |
| Less: Non Capital Costs                            | \$                | 9,501,223  | \$                | 9,858,696   | \$                | 10,077,202  | \$                | 10,379,514 |
| Less: Capital Costs                                | \$                | -          | \$                | 3,635,355   | \$                | 3,635,355   | \$                | 3,635,355  |
| Equals: Revenue Over/(Under Costs)                 | \$                | 744,924    | \$                | (1,488,035) | \$                | (1,046,338) | \$                | (871,422)  |
| Less: Impoundment Fund(s) Deposits                 | \$                | -          | \$                | -           | \$                | -           | \$                | -          |
| Equals: Net Revenue                                | \$                | 744,924    | \$                | (1,488,035) | \$                | (1,046,338) | \$                | (871,422)  |

| <b>Revenues Over Maximum Costs with 20 Year DS</b> | <b>Pay Year 1</b> |            | <b>Pay Year 2</b> |            | <b>Pay Year 3</b> |            | <b>Pay Year 4</b> |            |
|--|-------------------|------------|-------------------|------------|-------------------|------------|-------------------|------------|
| Total Revenues                                     | \$                | 10,246,147 | \$                | 12,006,015 | \$                | 12,666,219 | \$                | 13,143,446 |
| Less: Non Capital Costs                            | \$                | 9,501,223  | \$                | 9,858,696  | \$                | 10,077,202 | \$                | 10,379,514 |
| Less: Capital Costs                                | \$                | -          | \$                | 2,067,986  | \$                | 2,067,986  | \$                | 2,067,986  |
| Equals: Revenue Over/(Under Costs)                 | \$                | 744,924    | \$                | 79,334     | \$                | 521,031    | \$                | 695,947    |
| Less: Impoundment Fund(s) Deposits                 | \$                | 744,924    | \$                | 79,334     | \$                | 521,031    | \$                | -          |
| Equals: Net Revenue                                | \$                | -          | \$                | -          | \$                | -          | \$                | 695,947    |



## City of Bloomington - Annexation

Projected Non-Capital & Capital Expenses

ALL AREAS - **All Annexation Areas Combined**

September 10, 2021

| Expense Items                     | Year 1        |               | Year 2        |               | Year 3        |               | Year 4        |               |
|-----------------------------------|---------------|---------------|---------------|---------------|---------------|---------------|---------------|---------------|
|                                   | Minimum Costs | Maximum Costs | Minimum Costs | Maximum Costs | Minimum Costs | Maximum Costs | Minimum Costs | Maximum Costs |
| <b>Total Non Capital Expenses</b> | \$ 7,192,073  | \$ 9,501,223  | \$ 7,554,947  | \$ 9,858,696  | \$ 7,704,341  | \$ 10,077,202 | \$ 7,935,467  | \$ 10,379,514 |
| <b>Total Capital Expenses</b>     | \$ 6,586,243  | \$ 9,780,338  | \$ 6,640,243  | \$ 9,840,333  | \$ 6,695,863  | \$ 9,902,127  | \$ 1,967,742  | \$ 2,186,929  |
| <b>Total Non Cap/Capital Exp</b>  | \$ 13,778,316 | \$ 19,281,561 | \$ 14,195,190 | \$ 19,699,029 | \$ 14,400,204 | \$ 19,979,330 | \$ 9,903,209  | \$ 12,566,442 |

**City of Bloomington**

Sources & Uses

September 10, 2021

**Minimum Capital Costs - 5 Year Bond**

**Sources**

|                      |                      |
|----------------------|----------------------|
| Bond Proceeds        | \$ 22,112,827        |
| <b>Total Sources</b> | <b>\$ 22,112,827</b> |

**Uses**

|                      |                      |
|----------------------|----------------------|
| Capital Projects     | \$ 21,890,090        |
| Issuance Costs       | \$ 372,132           |
| Misc.                | \$ 98,739            |
| Capitalized Interest | \$ -                 |
| <b>Total Uses</b>    | <b>\$ 22,360,961</b> |

Interest Rate 2.0%  
Payback Period (in Years) 5

**PRELIMINARY AMORTIZATION SCHEDULE**

| PERIOD | PAYMENT         | INTEREST      | PRINCIPAL       | BALANCE          |
|--------|-----------------|---------------|-----------------|------------------|
| 1      | \$ 2,360,916.70 | \$ 221,128.27 | \$ 2,113,589.89 | \$ 19,999,236.79 |
| 2      | \$ 2,360,916.70 | \$ 199,992.37 | \$ 2,134,725.79 | \$ 17,864,511.00 |
| 3      | \$ 2,360,916.70 | \$ 178,645.11 | \$ 2,156,073.05 | \$ 15,708,437.95 |
| 4      | \$ 2,360,916.70 | \$ 157,084.38 | \$ 2,177,633.78 | \$ 13,530,804.17 |
| 5      | \$ 2,360,916.70 | \$ 135,308.04 | \$ 2,199,410.12 | \$ 11,331,394.05 |
| 6      | \$ 2,360,916.70 | \$ 113,313.94 | \$ 2,221,404.22 | \$ 9,109,989.83  |
| 7      | \$ 2,360,916.70 | \$ 91,099.90  | \$ 2,243,618.26 | \$ 6,866,371.57  |
| 8      | \$ 2,360,916.70 | \$ 68,663.72  | \$ 2,266,054.44 | \$ 4,600,317.13  |
| 9      | \$ 2,360,916.70 | \$ 46,003.17  | \$ 2,288,714.99 | \$ 2,311,602.14  |
| 10     | \$ 2,360,916.70 | \$ 23,116.02  | \$ 2,311,602.14 | \$ -             |

Note: Assumes two (2) payments per year (ex: 1st year would include PERIOD 1 and 2)

Note: Assumes payments will begin in 1st Pay Year (Year 2 of Annexation)

Note: All estimates shown are preliminary (actual results may vary and may be material)

**City of Bloomington**

Sources & Uses

September 10, 2021

**Maximum Capital Costs - 5 Year Bond**

**Sources**

|                      |                      |
|----------------------|----------------------|
| Bond Proceeds        | \$ 32,032,380        |
| <b>Total Sources</b> | <b>\$ 32,032,380</b> |

**Uses**

|                      |                      |
|----------------------|----------------------|
| Capital Projects     | \$ 31,709,727        |
| Issuance Costs       | \$ 539,065           |
| Misc.                | \$ 143,032           |
| Capitalized Interest | \$ -                 |
| <b>Total Uses</b>    | <b>\$ 32,391,825</b> |

Interest Rate            2.0%  
Payback Period (in Years)    5

**PRELIMINARY AMORTIZATION SCHEDULE**

| PERIOD | PAYMENT         | INTEREST      | PRINCIPAL       | BALANCE          |
|--------|-----------------|---------------|-----------------|------------------|
| 1      | \$ 3,419,996.10 | \$ 320,323.80 | \$ 3,061,721.40 | \$ 28,970,658.61 |
| 2      | \$ 3,419,996.10 | \$ 289,706.59 | \$ 3,092,338.61 | \$ 25,878,320.00 |
| 3      | \$ 3,419,996.10 | \$ 258,783.20 | \$ 3,123,262.00 | \$ 22,755,058.00 |
| 4      | \$ 3,419,996.10 | \$ 227,550.58 | \$ 3,154,494.62 | \$ 19,600,563.38 |
| 5      | \$ 3,419,996.10 | \$ 196,005.63 | \$ 3,186,039.56 | \$ 16,414,523.82 |
| 6      | \$ 3,419,996.10 | \$ 164,145.24 | \$ 3,217,899.96 | \$ 13,196,623.86 |
| 7      | \$ 3,419,996.10 | \$ 131,966.24 | \$ 3,250,078.96 | \$ 9,946,544.90  |
| 8      | \$ 3,419,996.10 | \$ 99,465.45  | \$ 3,282,579.75 | \$ 6,663,965.15  |
| 9      | \$ 3,419,996.10 | \$ 66,639.65  | \$ 3,315,405.55 | \$ 3,348,559.60  |
| 10     | \$ 3,419,996.10 | \$ 33,485.60  | \$ 3,348,559.60 | \$ -             |

Note: Assumes two (2) payments per year (ex: 1st year would include PERIOD 1 and 2)

Note: Assumes payments will begin in 1st Pay Year (Year 2 of Annexation)

Note: All estimates shown are preliminary (actual results may vary and may be material)

**City of Bloomington**  
Sources & Uses  
September 10, 2021

**Minimum Capital Costs - 10 Year Bond**

**Sources**

|                      |                      |
|----------------------|----------------------|
| Bond Proceeds        | \$ 22,112,827        |
| <b>Total Sources</b> | <b>\$ 22,112,827</b> |

**Uses**

|                      |                      |
|----------------------|----------------------|
| Capital Projects     | \$ 21,890,090        |
| Issuance Costs       | \$ 372,132           |
| Misc.                | \$ 98,739            |
| Capitalized Interest | \$ -                 |
| <b>Total Uses</b>    | <b>\$ 22,360,961</b> |

Interest Rate      2.25%  
Payback Period (in Years)      10

**PRELIMINARY AMORTIZATION SCHEDULE**

| PERIOD | PAYMENT         | INTEREST      | PRINCIPAL       | BALANCE          |
|--------|-----------------|---------------|-----------------|------------------|
| 1      | \$ 1,254,792.28 | \$ 248,769.30 | \$ 992,098.84   | \$ 21,120,727.85 |
| 2      | \$ 1,254,792.28 | \$ 237,608.19 | \$ 1,003,259.95 | \$ 20,117,467.90 |
| 3      | \$ 1,254,792.28 | \$ 226,321.51 | \$ 1,014,546.62 | \$ 19,102,921.28 |
| 4      | \$ 1,254,792.28 | \$ 214,907.86 | \$ 1,025,960.27 | \$ 18,076,961.00 |
| 5      | \$ 1,254,792.28 | \$ 203,365.81 | \$ 1,037,502.33 | \$ 17,039,458.68 |
| 6      | \$ 1,254,792.28 | \$ 191,693.91 | \$ 1,049,174.23 | \$ 15,990,284.45 |
| 7      | \$ 1,254,792.28 | \$ 179,890.70 | \$ 1,060,977.44 | \$ 14,929,307.01 |
| 8      | \$ 1,254,792.28 | \$ 167,954.70 | \$ 1,072,913.43 | \$ 13,856,393.58 |
| 9      | \$ 1,254,792.28 | \$ 155,884.43 | \$ 1,084,983.71 | \$ 12,771,409.87 |
| 10     | \$ 1,254,792.28 | \$ 143,678.36 | \$ 1,097,189.78 | \$ 11,674,220.09 |
| 11     | \$ 1,254,792.28 | \$ 131,334.98 | \$ 1,109,533.16 | \$ 10,564,686.93 |
| 12     | \$ 1,254,792.28 | \$ 118,852.73 | \$ 1,122,015.41 | \$ 9,442,671.52  |
| 13     | \$ 1,254,792.28 | \$ 106,230.05 | \$ 1,134,638.08 | \$ 8,308,033.44  |
| 14     | \$ 1,254,792.28 | \$ 93,465.38  | \$ 1,147,402.76 | \$ 7,160,630.67  |
| 15     | \$ 1,254,792.28 | \$ 80,557.10  | \$ 1,160,311.04 | \$ 6,000,319.63  |
| 16     | \$ 1,254,792.28 | \$ 67,503.60  | \$ 1,173,364.54 | \$ 4,826,955.09  |
| 17     | \$ 1,254,792.28 | \$ 54,303.24  | \$ 1,186,564.89 | \$ 3,640,390.20  |
| 18     | \$ 1,254,792.28 | \$ 40,954.39  | \$ 1,199,913.75 | \$ 2,440,476.45  |
| 19     | \$ 1,254,792.28 | \$ 27,455.36  | \$ 1,213,412.78 | \$ 1,227,063.67  |
| 20     | \$ 1,254,792.28 | \$ 13,804.47  | \$ 1,227,063.67 | \$ -             |

Note: Assumes two (2) payments per year (ex: 1st year would include PERIOD 1 and 2)

Note: Assumes payments will begin in 1st Pay Year (Year 2 of Annexation)

Note: All estimates shown are preliminary (actual results may vary and may be material)

**City of Bloomington**  
Sources & Uses  
September 10, 2021

**Maximum Capital Costs - 10 Year Bond**

**Sources**

|                      |                      |
|----------------------|----------------------|
| Bond Proceeds        | \$ 32,032,380        |
| <b>Total Sources</b> | <b>\$ 32,032,380</b> |

**Uses**

|                      |                      |
|----------------------|----------------------|
| Capital Projects     | \$ 31,709,727        |
| Issuance Costs       | \$ 539,065           |
| Misc.                | \$ 143,032           |
| Capitalized Interest | \$ -                 |
| <b>Total Uses</b>    | <b>\$ 32,391,825</b> |

Interest Rate      2.25%  
Payback Period (in Years)      10

**PRELIMINARY AMORTIZATION SCHEDULE**

| PERIOD | PAYMENT         | INTEREST      | PRINCIPAL       | BALANCE          |
|--------|-----------------|---------------|-----------------|------------------|
| 1      | \$ 1,817,677.30 | \$ 360,364.28 | \$ 1,437,142.68 | \$ 30,595,237.33 |
| 2      | \$ 1,817,677.30 | \$ 344,196.42 | \$ 1,453,310.53 | \$ 29,141,926.80 |
| 3      | \$ 1,817,677.30 | \$ 327,846.68 | \$ 1,469,660.28 | \$ 27,672,266.52 |
| 4      | \$ 1,817,677.30 | \$ 311,313.00 | \$ 1,486,193.95 | \$ 26,186,072.56 |
| 5      | \$ 1,817,677.30 | \$ 294,593.32 | \$ 1,502,913.64 | \$ 24,683,158.93 |
| 6      | \$ 1,817,677.30 | \$ 277,685.54 | \$ 1,519,821.42 | \$ 23,163,337.51 |
| 7      | \$ 1,817,677.30 | \$ 260,587.55 | \$ 1,536,919.41 | \$ 21,626,418.11 |
| 8      | \$ 1,817,677.30 | \$ 243,297.20 | \$ 1,554,209.75 | \$ 20,072,208.36 |
| 9      | \$ 1,817,677.30 | \$ 225,812.34 | \$ 1,571,694.61 | \$ 18,500,513.75 |
| 10     | \$ 1,817,677.30 | \$ 208,130.78 | \$ 1,589,376.17 | \$ 16,911,137.57 |
| 11     | \$ 1,817,677.30 | \$ 190,250.30 | \$ 1,607,256.66 | \$ 15,303,880.92 |
| 12     | \$ 1,817,677.30 | \$ 172,168.66 | \$ 1,625,338.29 | \$ 13,678,542.63 |
| 13     | \$ 1,817,677.30 | \$ 153,883.60 | \$ 1,643,623.35 | \$ 12,034,919.28 |
| 14     | \$ 1,817,677.30 | \$ 135,392.84 | \$ 1,662,114.11 | \$ 10,372,805.16 |
| 15     | \$ 1,817,677.30 | \$ 116,694.06 | \$ 1,680,812.90 | \$ 8,691,992.27  |
| 16     | \$ 1,817,677.30 | \$ 97,784.91  | \$ 1,699,722.04 | \$ 6,992,270.23  |
| 17     | \$ 1,817,677.30 | \$ 78,663.04  | \$ 1,718,843.91 | \$ 5,273,426.32  |
| 18     | \$ 1,817,677.30 | \$ 59,326.05  | \$ 1,738,180.91 | \$ 3,535,245.41  |
| 19     | \$ 1,817,677.30 | \$ 39,771.51  | \$ 1,757,735.44 | \$ 1,777,509.97  |
| 20     | \$ 1,817,677.30 | \$ 19,996.99  | \$ 1,777,509.97 | \$ -             |

Note: Assumes two (2) payments per year (ex: 1st year would include PERIOD 1 and 2)

Note: Assumes payments will begin in 1st Pay Year (Year 2 of Annexation)

Note: All estimates shown are preliminary (actual results may vary and may be material)



**Maximum Capital Costs - 20 Year Bond**

**Sources**

|                      |                      |
|----------------------|----------------------|
| Bond Proceeds        | \$ 32,032,380        |
| <b>Total Sources</b> | <b>\$ 32,032,380</b> |

**Uses**

|                      |                      |
|----------------------|----------------------|
| Capital Projects     | \$ 31,709,727        |
| Issuance Costs       | \$ 539,065           |
| Misc.                | \$ 143,032           |
| Capitalized Interest | \$ -                 |
| <b>Total Uses</b>    | <b>\$ 32,391,825</b> |

Interest Rate 2.5%  
Payback Period (in Years) 20

**PRELIMINARY AMORTIZATION SCHEDULE**

| PERIOD | PAYMENT         | INTEREST      | PRINCIPAL       | BALANCE          |
|--------|-----------------|---------------|-----------------|------------------|
| 1      | \$ 1,033,992.84 | \$ 400,404.75 | \$ 622,114.11   | \$ 31,410,265.90 |
| 2      | \$ 1,033,992.84 | \$ 392,628.32 | \$ 629,890.54   | \$ 30,780,375.36 |
| 3      | \$ 1,033,992.84 | \$ 384,754.69 | \$ 637,764.17   | \$ 30,142,611.19 |
| 4      | \$ 1,033,992.84 | \$ 376,782.64 | \$ 645,736.22   | \$ 29,496,874.97 |
| 5      | \$ 1,033,992.84 | \$ 368,710.94 | \$ 653,807.92   | \$ 28,843,067.05 |
| 6      | \$ 1,033,992.84 | \$ 360,538.34 | \$ 661,980.52   | \$ 28,181,086.53 |
| 7      | \$ 1,033,992.84 | \$ 352,263.58 | \$ 670,255.28   | \$ 27,510,831.25 |
| 8      | \$ 1,033,992.84 | \$ 343,885.39 | \$ 678,633.47   | \$ 26,832,197.78 |
| 9      | \$ 1,033,992.84 | \$ 335,402.47 | \$ 687,116.39   | \$ 26,145,081.39 |
| 10     | \$ 1,033,992.84 | \$ 326,813.52 | \$ 695,705.34   | \$ 25,449,376.04 |
| 11     | \$ 1,033,992.84 | \$ 318,117.20 | \$ 704,401.66   | \$ 24,744,974.38 |
| 12     | \$ 1,033,992.84 | \$ 309,312.18 | \$ 713,206.68   | \$ 24,031,767.70 |
| 13     | \$ 1,033,992.84 | \$ 300,397.10 | \$ 722,121.76   | \$ 23,309,645.94 |
| 14     | \$ 1,033,992.84 | \$ 291,370.57 | \$ 731,148.29   | \$ 22,578,497.65 |
| 15     | \$ 1,033,992.84 | \$ 282,231.22 | \$ 740,287.64   | \$ 21,838,210.01 |
| 16     | \$ 1,033,992.84 | \$ 272,977.63 | \$ 749,541.24   | \$ 21,088,668.78 |
| 17     | \$ 1,033,992.84 | \$ 263,608.36 | \$ 758,910.50   | \$ 20,329,758.28 |
| 18     | \$ 1,033,992.84 | \$ 254,121.98 | \$ 768,396.88   | \$ 19,561,361.39 |
| 19     | \$ 1,033,992.84 | \$ 244,517.02 | \$ 778,001.84   | \$ 18,783,359.55 |
| 20     | \$ 1,033,992.84 | \$ 234,791.99 | \$ 787,726.87   | \$ 17,995,632.68 |
| 21     | \$ 1,033,992.84 | \$ 224,945.41 | \$ 797,573.45   | \$ 17,198,059.23 |
| 22     | \$ 1,033,992.84 | \$ 214,975.74 | \$ 807,543.12   | \$ 16,390,516.11 |
| 23     | \$ 1,033,992.84 | \$ 204,881.45 | \$ 817,637.41   | \$ 15,572,878.70 |
| 24     | \$ 1,033,992.84 | \$ 194,660.98 | \$ 827,857.88   | \$ 14,745,020.82 |
| 25     | \$ 1,033,992.84 | \$ 184,312.76 | \$ 838,206.10   | \$ 13,906,814.72 |
| 26     | \$ 1,033,992.84 | \$ 173,835.18 | \$ 848,683.68   | \$ 13,058,131.05 |
| 27     | \$ 1,033,992.84 | \$ 163,226.64 | \$ 859,292.22   | \$ 12,198,838.82 |
| 28     | \$ 1,033,992.84 | \$ 152,485.49 | \$ 870,033.38   | \$ 11,328,805.45 |
| 29     | \$ 1,033,992.84 | \$ 141,610.07 | \$ 880,908.79   | \$ 10,447,896.66 |
| 30     | \$ 1,033,992.84 | \$ 130,598.71 | \$ 891,920.15   | \$ 9,555,977.00  |
| 31     | \$ 1,033,992.84 | \$ 119,449.71 | \$ 903,069.15   | \$ 8,652,908.00  |
| 32     | \$ 1,033,992.84 | \$ 108,161.34 | \$ 914,357.52   | \$ 7,738,550.00  |
| 33     | \$ 1,033,992.84 | \$ 96,731.87  | \$ 925,786.99   | \$ 6,812,763.00  |
| 34     | \$ 1,033,992.84 | \$ 85,159.54  | \$ 937,359.33   | \$ 5,875,404.00  |
| 35     | \$ 1,033,992.84 | \$ 73,442.54  | \$ 949,076.32   | \$ 4,926,328.00  |
| 36     | \$ 1,033,992.84 | \$ 61,579.09  | \$ 960,939.77   | \$ 3,965,388.00  |
| 37     | \$ 1,033,992.84 | \$ 49,567.34  | \$ 972,951.52   | \$ 2,992,436.00  |
| 38     | \$ 1,033,992.84 | \$ 37,405.45  | \$ 985,113.41   | \$ 2,007,323.00  |
| 39     | \$ 1,033,992.84 | \$ 25,091.53  | \$ 997,427.33   | \$ 1,009,896.00  |
| 40     | \$ 1,033,992.84 | \$ 12,623.69  | \$ 1,009,895.17 | \$ -             |

Note: Assumes two (2) payments per year (ex: 1st year would include PERIOD 1 and 2)  
 Note: Assumes payments will begin in 1st Pay Year (Year 2 of Annexation)  
 Note: All estimates shown are preliminary (actual results may vary and may be material)

**City of Bloomington - Annexation**

Projected Non-Capital & Capital Expenses  
 City Clerk Department - All Annexation Areas Combined  
 September 10, 2021

IF ALL AREAS ARE ANNEXED

| Expense Items                     | Year 1 |               |        |               | Year 2 |               |        |               | Year 3 |               |        |               | Year 4 |               |        |               |
|-----------------------------------|--------|---------------|--------|---------------|--------|---------------|--------|---------------|--------|---------------|--------|---------------|--------|---------------|--------|---------------|
|                                   | Number | Minimum Costs | Number | Maximum Costs | Number | Minimum Costs | Number | Maximum Costs | Number | Minimum Costs | Number | Maximum Costs | Number | Minimum Costs | Number | Maximum Costs |
| <b>Non Capital Expenses</b>       |        |               |        |               |        |               |        |               |        |               |        |               |        |               |        |               |
|                                   |        |               |        |               |        |               |        |               |        |               |        |               |        |               |        |               |
| <b>Total Non Capital Expenses</b> |        | \$ -          |        | \$ -          |        | \$ -          |        | \$ -          |        | \$ -          |        | \$ -          |        | \$ -          |        | \$ -          |
| <b>Capital Expenses</b>           |        |               |        |               |        |               |        |               |        |               |        |               |        |               |        |               |
|                                   |        |               |        |               |        |               |        |               |        |               |        |               |        |               |        |               |
| <b>Total Capital Expenses</b>     |        | \$ -          |        | \$ -          |        | \$ -          |        | \$ -          |        | \$ -          |        | \$ -          |        | \$ -          |        | \$ -          |
| <b>Total Non Cap/Capital Exp</b>  |        | \$ -          |        | \$ -          |        | \$ -          |        | \$ -          |        | \$ -          |        | \$ -          |        | \$ -          |        | \$ -          |

**City of Bloomington - Annexation**

IF ALL AREAS ARE ANNEXED

Projected Non-Capital & Capital Expenses  
 Community & Family Resources Department - All Annexation Areas Combined  
 September 10, 2021

| Expense Items                     | Year 1 |                  | Year 2 |                  | Year 3 |                  | Year 4 |                  |   |                  |   |                  |   |                   |   |                   |
|-----------------------------------|--------|------------------|--------|------------------|--------|------------------|--------|------------------|---|------------------|---|------------------|---|-------------------|---|-------------------|
|                                   | Number | Minimum Costs    | Number | Maximum Costs    | Number | Minimum Costs    | Number | Maximum Costs    |   |                  |   |                  |   |                   |   |                   |
| <b>Non Capital Expenses</b>       |        |                  |        |                  |        |                  |        |                  |   |                  |   |                  |   |                   |   |                   |
| New Employees                     | 1      | \$ 60,000        | 1      | \$ 60,000        | 1      | \$ 61,800        | 1      | \$ 61,800        | 1 | \$ 63,654        | 1 | \$ 63,654        | 1 | \$ 65,564         | 1 | \$ 65,564         |
| Marketing                         |        | \$ 8,000         |        | \$ 8,000         |        | \$ 8,240         |        | \$ 8,240         |   | \$ 8,487         |   | \$ 8,487         |   | \$ 8,742          |   | \$ 8,742          |
| New Program Development           |        | \$ 25,000        |        | \$ 25,000        |        | \$ 25,750        |        | \$ 25,750        |   | \$ 26,523        |   | \$ 26,523        |   | \$ 27,318         |   | \$ 27,318         |
| <b>Total Non Capital Expenses</b> |        | <b>\$ 93,000</b> |        | <b>\$ 93,000</b> |        | <b>\$ 95,790</b> |        | <b>\$ 95,790</b> |   | <b>\$ 98,664</b> |   | <b>\$ 98,664</b> |   | <b>\$ 101,624</b> |   | <b>\$ 101,624</b> |
| <b>Capital Expenses</b>           |        |                  |        |                  |        |                  |        |                  |   |                  |   |                  |   |                   |   |                   |
|                                   |        |                  |        |                  |        |                  |        |                  |   |                  |   |                  |   |                   |   |                   |
| <b>Total Capital Expenses</b>     |        | <b>\$ -</b>      |        | <b>\$ -</b>      |        | <b>\$ -</b>      |        | <b>\$ -</b>      |   | <b>\$ -</b>      |   | <b>\$ -</b>      |   | <b>\$ -</b>       |   | <b>\$ -</b>       |
| <b>Total Non Cap/Capital Exp</b>  |        | <b>\$ 93,000</b> |        | <b>\$ 93,000</b> |        | <b>\$ 95,790</b> |        | <b>\$ 95,790</b> |   | <b>\$ 98,664</b> |   | <b>\$ 98,664</b> |   | <b>\$ 101,624</b> |   | <b>\$ 101,624</b> |

Note (1): Years 2, 3, and 4 assume a 3% increase due to cost of inflation.

**City of Bloomington - Annexation**

Projected Non-Capital & Capital Expenses  
 Controller Department - All Annexation Areas Combined  
 September 10, 2021

IF ALL AREAS ARE ANNEXED

| Expense Items                     | Year 1 |               |        |               | Year 2 |               |        |               | Year 3 |               |        |               | Year 4 |               |        |               |
|-----------------------------------|--------|---------------|--------|---------------|--------|---------------|--------|---------------|--------|---------------|--------|---------------|--------|---------------|--------|---------------|
|                                   | Number | Minimum Costs | Number | Maximum Costs | Number | Minimum Costs | Number | Maximum Costs | Number | Minimum Costs | Number | Maximum Costs | Number | Minimum Costs | Number | Maximum Costs |
| <b>Non Capital Expenses</b>       |        |               |        |               |        |               |        |               |        |               |        |               |        |               |        |               |
| New Employees                     |        |               | 1      | \$ 81,955     |        |               | 1      | \$ 84,414     |        |               | 1      | \$ 86,946     |        |               | 1      | \$ 89,554     |
| Supplies                          |        |               |        | \$ 1,093      |        |               |        | \$ 1,126      |        |               |        | \$ 1,160      |        |               |        | \$ 1,194      |
| <b>Total Non Capital Expenses</b> |        | \$ -          |        | \$ 83,048     |        | \$ -          |        | \$ 85,539     |        | \$ -          |        | \$ 88,106     |        | \$ -          |        | \$ 90,749     |
| <b>Capital Expenses</b>           |        |               |        |               |        |               |        |               |        |               |        |               |        |               |        |               |
|                                   |        |               |        |               |        |               |        |               |        |               |        |               |        |               |        |               |
| <b>Total Capital Expenses</b>     |        | \$ -          |        | \$ -          |        | \$ -          |        | \$ -          |        | \$ -          |        | \$ -          |        | \$ -          |        | \$ -          |
| <b>Total Non Cap/Capital Exp</b>  |        | \$ -          |        | \$ 83,048     |        | \$ -          |        | \$ 85,539     |        | \$ -          |        | \$ 88,106     |        | \$ -          |        | \$ 90,749     |

Note (1): Years 2, 3, and 4 assume a 3% increase due to cost of inflation.

**City of Bloomington - Annexation**

Projected Non-Capital & Capital Expenses  
 Council Department - **All Annexation Areas Combined**  
 September 10, 2021

IF ALL AREAS ARE ANNEXED

| Expense Items                     | Year 1 |               |        |               | Year 2 |               |        |               | Year 3 |               |        |               | Year 4 |               |        |               |
|-----------------------------------|--------|---------------|--------|---------------|--------|---------------|--------|---------------|--------|---------------|--------|---------------|--------|---------------|--------|---------------|
|                                   | Number | Minimum Costs | Number | Maximum Costs | Number | Minimum Costs | Number | Maximum Costs | Number | Minimum Costs | Number | Maximum Costs | Number | Minimum Costs | Number | Maximum Costs |
| <b>Non Capital Expenses</b>       |        |               |        |               |        |               |        |               |        |               |        |               |        |               |        |               |
| <b>Total Non Capital Expenses</b> |        | \$ -          |        | \$ -          |        | \$ -          |        | \$ -          |        | \$ -          |        | \$ -          |        | \$ -          |        | \$ -          |
| <b>Capital Expenses</b>           |        |               |        |               |        |               |        |               |        |               |        |               |        |               |        |               |
| <b>Total Capital Expenses</b>     |        | \$ -          |        | \$ -          |        | \$ -          |        | \$ -          |        | \$ -          |        | \$ -          |        | \$ -          |        | \$ -          |
| <b>Total Non Cap/Capital Exp</b>  |        | \$ -          |        | \$ -          |        | \$ -          |        | \$ -          |        | \$ -          |        | \$ -          |        | \$ -          |        | \$ -          |



**City of Bloomington - Annexation**

Projected Non-Capital & Capital Expenses  
 ESD Department - **All Annexation Areas Combined**  
 September 10, 2021

IF ALL AREAS ARE ANNEXED

| Expense Items                          | Year 1 |                  | Year 2 |                  | Year 3 |                  | Year 4 |                  |  |  |  |  |  |  |  |  |  |  |  |
|--|--------|------------------|--------|------------------|--------|------------------|--------|------------------|--|--|--|--|--|--|--|--|--|--|--|
|  | Number | Minimum Costs    | Number | Maximum Costs    | Number | Minimum Costs    | Number | Maximum Costs    |  |  |  |  |  |  |  |  |  |  |  |
| <b>Non Capital Expenses</b>            |        |                  |        |                  |        |                  |        |                  |  |  |  |  |  |  |  |  |  |  |  |
| Labor Support \$160k - \$75k x 2 Years |        | \$ 75,000        |        | \$ 75,000        |        | \$ 75,000        |        | \$ 75,000        |  |  |  |  |  |  |  |  |  |  |  |
| <b>Total Non Capital Expenses</b>      |        | <b>\$ 75,000</b> |        | <b>\$ 75,000</b> |        | <b>\$ 75,000</b> |        | <b>\$ 75,000</b> |  |  |  |  |  |  |  |  |  |  |  |
| <b>Capital Expenses</b>                |        |                  |        |                  |        |                  |        |                  |  |  |  |  |  |  |  |  |  |  |  |
|  |        |                  |        |                  |        |                  |        |                  |  |  |  |  |  |  |  |  |  |  |  |
| <b>Total Capital Expenses</b>          |        | <b>\$ -</b>      |        | <b>\$ -</b>      |        | <b>\$ -</b>      |        | <b>\$ -</b>      |  |  |  |  |  |  |  |  |  |  |  |
| <b>Total Non Cap/Capital Exp</b>       |        | <b>\$ 75,000</b> |        | <b>\$ 75,000</b> |        | <b>\$ 75,000</b> |        | <b>\$ 75,000</b> |  |  |  |  |  |  |  |  |  |  |  |

Note (1): Non capital expenses for Years 2, 3, and 4 assume a 3% increase due to cost of inflation.

**City of Bloomington - Annexation**

Projected Non-Capital & Capital Expenses  
 Engineering Department - All Annexation Areas Combined

September 10, 2021

**IF ALL AREAS ARE ANNEXED**

| Expense Items                     | Year 1 |                   |        |                   | Year 2 |                   |        |                   | Year 3 |                   |        |                   | Year 4 |                   |        |                   |
|-----------------------------------|--------|-------------------|--------|-------------------|--------|-------------------|--------|-------------------|--------|-------------------|--------|-------------------|--------|-------------------|--------|-------------------|
|                                   | Number | Minimum Costs     | Number | Maximum Costs     | Number | Minimum Costs     | Number | Maximum Costs     | Number | Minimum Costs     | Number | Maximum Costs     | Number | Minimum Costs     | Number | Maximum Costs     |
| <b>Non Capital Expenses</b>       |        |                   |        |                   |        |                   |        |                   |        |                   |        |                   |        |                   |        |                   |
| New Project Manager               | 1      | \$ 50,000         | 1      | \$ 54,000         | 1      | \$ 51,500         | 1      | \$ 55,620         | 1      | \$ 53,045         | 1      | \$ 57,289         | 1      | \$ 54,636         | 1      | \$ 59,007         |
| New Engineering Field Specialist  | 1      | \$ 48,000         | 1      | \$ 52,000         | 1      | \$ 49,440         | 1      | \$ 53,560         | 1      | \$ 50,923         | 1      | \$ 55,167         | 1      | \$ 52,451         | 1      | \$ 56,822         |
| Supplies                          |        | \$ 6,500          |        | \$ 6,500          |        | \$ 6,695          |        | \$ 6,695          |        | \$ 6,896          |        | \$ 6,896          |        | \$ 7,103          |        | \$ 7,103          |
| Travel, Dues & Instructions       |        | \$ 1,500          |        | \$ 1,500          |        | \$ 1,545          |        | \$ 1,545          |        | \$ 1,591          |        | \$ 1,591          |        | \$ 1,639          |        | \$ 1,639          |
| <b>Total Non Capital Expenses</b> |        | <b>\$ 106,000</b> |        | <b>\$ 114,000</b> |        | <b>\$ 109,180</b> |        | <b>\$ 117,420</b> |        | <b>\$ 112,455</b> |        | <b>\$ 120,943</b> |        | <b>\$ 115,829</b> |        | <b>\$ 124,571</b> |
| <b>Capital Expenses</b>           |        |                   |        |                   |        |                   |        |                   |        |                   |        |                   |        |                   |        |                   |
| Trucks                            | 0.67   | \$ 33,333         | 0.67   | \$ 33,333         | 0.67   | \$ 33,333         | 0.67   | \$ 33,333         | 0.67   | \$ 33,333         | 0.67   | \$ 33,333         | 0.00   | \$ -              | 0.00   | \$ -              |
| Phones/Tablets                    | 0.67   | \$ 1,333          | 0.67   | \$ 1,333          | 0.67   | \$ 1,333          | 0.67   | \$ 1,333          | 0.67   | \$ 1,333          | 0.67   | \$ 1,333          | 0.00   | \$ -              | 0.00   | \$ -              |
| Work Space Expansion              | 0.33   | \$ 16,667         | 0.33   | \$ 33,333         | 0.33   | \$ 16,667         | 0.33   | \$ 33,333         | 0.33   | \$ 16,667         | 0.33   | \$ 33,333         | 0.00   | \$ -              | 0.00   | \$ -              |
| Engineering Projects              | 0.33   | \$ 566,667        | 0.33   | \$ 566,667        | 0.33   | \$ 566,667        | 0.33   | \$ 566,667        | 0.33   | \$ 566,667        | 0.33   | \$ 566,667        | 0.00   | \$ -              | 0.00   | \$ -              |
| <b>Total Capital Expenses</b>     |        | <b>\$ 618,000</b> |        | <b>\$ 634,667</b> |        | <b>\$ 618,000</b> |        | <b>\$ 634,667</b> |        | <b>\$ 618,000</b> |        | <b>\$ 634,667</b> |        | <b>\$ -</b>       |        | <b>\$ -</b>       |
| <b>Total Non Cap/Capital Exp</b>  |        | <b>\$ 724,000</b> |        | <b>\$ 748,667</b> |        | <b>\$ 727,180</b> |        | <b>\$ 752,087</b> |        | <b>\$ 730,455</b> |        | <b>\$ 755,609</b> |        | <b>\$ 115,829</b> |        | <b>\$ 124,571</b> |

Note (1): Non capital expenses for Years 2, 3, and 4 assume a 3% increase due to cost of inflation.

**City of Bloomington - Annexation**

Projected Non-Capital & Capital Expenses

Fire Department - **All Annexation Areas Combined**

September 10, 2021

**IF ALL AREAS ARE ANNEXED**

| Expense Items                     | Year 1 |                     |        |                     | Year 2 |                     |        |                     | Year 3 |                     |        |                     | Year 4 |                     |        |                     |
|-----------------------------------|--------|---------------------|--------|---------------------|--------|---------------------|--------|---------------------|--------|---------------------|--------|---------------------|--------|---------------------|--------|---------------------|
|                                   | Number | Minimum Costs       | Number | Maximum Costs       | Number | Minimum Costs       | Number | Maximum Costs       | Number | Minimum Costs       | Number | Maximum Costs       | Number | Minimum Costs       | Number | Maximum Costs       |
| <b>Non Capital Expenses</b>       |        |                     |        |                     |        |                     |        |                     |        |                     |        |                     |        |                     |        |                     |
| Captains                          | 3      | \$ 183,378          | 3      | \$ 183,378          | 3      | \$ 188,879          | 3      | \$ 188,879          | 3      | \$ 194,546          | 3      | \$ 194,546          | 3      | \$ 200,382          | 3      | \$ 200,382          |
| Chauffeurs                        | 3      | \$ 170,352          | 3      | \$ 170,352          | 3      | \$ 175,463          | 3      | \$ 175,463          | 3      | \$ 180,726          | 3      | \$ 180,726          | 3      | \$ 186,148          | 3      | \$ 186,148          |
| Firefighters                      | 9      | \$ 491,625          | 9      | \$ 491,625          | 9      | \$ 506,374          | 9      | \$ 506,374          | 9      | \$ 521,565          | 9      | \$ 521,565          | 9      | \$ 537,212          | 9      | \$ 537,212          |
| Deputy Fire Marshal               | 1      | \$ 82,110           | 1      | \$ 82,110           | 1      | \$ 84,573           | 1      | \$ 84,573           | 1      | \$ 87,110           | 1      | \$ 87,110           | 1      | \$ 89,724           | 1      | \$ 89,724           |
| Apparatus Operating Maintenance   |        | \$ 40,000           |        | \$ 50,000           |        | \$ 41,200           |        | \$ 51,500           |        | \$ 42,436           |        | \$ 53,045           |        | \$ 43,709           |        | \$ 54,636           |
| Fire Station Annual Maintenance   |        | \$ 10,000           |        | \$ 15,000           |        | \$ 10,300           |        | \$ 15,450           |        | \$ 10,609           |        | \$ 15,914           |        | \$ 10,927           |        | \$ 16,391           |
| <b>Total Non Capital Expenses</b> |        | <b>\$ 977,465</b>   |        | <b>\$ 992,465</b>   |        | <b>\$ 1,006,789</b> |        | <b>\$ 1,022,239</b> |        | <b>\$ 1,036,993</b> |        | <b>\$ 1,052,906</b> |        | <b>\$ 1,068,102</b> |        | <b>\$ 1,084,493</b> |
| <b>Capital Expenses</b>           |        |                     |        |                     |        |                     |        |                     |        |                     |        |                     |        |                     |        |                     |
| Station Upgrade                   | 0.33   | \$ 83,333           | 0.33   | \$ 166,667          | 0.33   | \$ 83,333           | 0.33   | \$ 166,667          | 0.33   | \$ 83,333           | 0.33   | \$ 166,667          | 0.00   | \$ -                | 0.00   | \$ -                |
| Fire Engine Pumper                | 0.33   | \$ 191,667          | 0.33   | \$ 208,333          | 0.33   | \$ 191,667          | 0.33   | \$ 208,333          | 0.33   | \$ 191,667          | 0.33   | \$ 208,333          | 0.00   | \$ -                | 0.00   | \$ -                |
| SCBA Inventory (6)                | 2.00   | \$ 10,000           | 2.00   | \$ 10,000           | 2.00   | \$ 10,000           | 2.00   | \$ 10,000           | 2.00   | \$ 10,000           | 2.00   | \$ 10,000           | 0.00   | \$ -                | 0.00   | \$ -                |
| Personal Protective Equipment (5) | 5.33   | \$ 32,000           | 5.33   | \$ 37,333           | 5.33   | \$ 32,000           | 5.33   | \$ 37,333           | 5.33   | \$ 32,000           | 5.33   | \$ 37,333           | 0.00   | \$ -                | 0.00   | \$ -                |
| Office Reconfiguration/Furniture  | 0.33   | \$ 10,000           | 0.33   | \$ 33,333           | 0.33   | \$ 10,000           | 0.33   | \$ 33,333           | 0.33   | \$ 10,000           | 0.33   | \$ 33,333           | 0.00   | \$ -                | 0.00   | \$ -                |
| Communication Equipment           | 0.33   | \$ 11,667           | 0.33   | \$ 20,000           | 0.33   | \$ 11,667           | 0.33   | \$ 20,000           | 0.33   | \$ 11,667           | 0.33   | \$ 20,000           | 0.00   | \$ -                | 0.00   | \$ -                |
| <b>Total Capital Expenses</b>     |        | <b>\$ 338,667</b>   |        | <b>\$ 475,667</b>   |        | <b>\$ 338,667</b>   |        | <b>\$ 475,667</b>   |        | <b>\$ 338,667</b>   |        | <b>\$ 475,667</b>   |        | <b>\$ -</b>         |        | <b>\$ -</b>         |
| <b>Total Non Cap/Capital Exp</b>  |        | <b>\$ 1,316,132</b> |        | <b>\$ 1,468,132</b> |        | <b>\$ 1,345,456</b> |        | <b>\$ 1,497,906</b> |        | <b>\$ 1,375,659</b> |        | <b>\$ 1,528,573</b> |        | <b>\$ 1,068,102</b> |        | <b>\$ 1,084,493</b> |

Note (1): Based on supplying fire protection to Richland and Salt Creek Townships.

**City of Bloomington - Annexation**

Projected Non-Capital & Capital Expenses

HAND Department - **All Annexation Areas Combined**

September 10, 2021

**IF ALL AREAS ARE ANNEXED**

| Expense Items                         | Year 1 |                   |        |                   | Year 2 |                   |        |                   | Year 3 |                   |        |                   | Year 4 |                   |        |                   |
|---------------------------------------|--------|-------------------|--------|-------------------|--------|-------------------|--------|-------------------|--------|-------------------|--------|-------------------|--------|-------------------|--------|-------------------|
|                                       | Number | Minimum Costs     | Number | Maximum Costs     | Number | Minimum Costs     | Number | Maximum Costs     | Number | Minimum Costs     | Number | Maximum Costs     | Number | Minimum Costs     | Number | Maximum Costs     |
| <b>Non Capital Expenses</b>           |        |                   |        |                   |        |                   |        |                   |        |                   |        |                   |        |                   |        |                   |
| Neighborhood Compliance Officer (NCO) | 2      | \$ 206,752        | 2      | \$ 206,752        | 2      | \$ 212,955        | 2      | \$ 212,955        | 2      | \$ 219,343        | 2      | \$ 219,343        | 2      | \$ 225,923        | 2      | \$ 225,923        |
| Administrative Assistant              | 1      | \$ 34,267         | 2      | \$ 68,534         | 1      | \$ 35,295         | 2      | \$ 70,590         | 1      | \$ 36,354         | 2      | \$ 72,708         | 1      | \$ 37,444         | 2      | \$ 74,889         |
| Supplies/Other                        |        | \$ 3,000          |        | \$ 5,000          |        | \$ 3,090          |        | \$ 5,150          |        | \$ 3,183          |        | \$ 5,305          |        | \$ 3,278          |        | \$ 5,464          |
| <b>Total Non Capital Expenses</b>     |        | <b>\$ 244,019</b> |        | <b>\$ 280,286</b> |        | <b>\$ 251,340</b> |        | <b>\$ 288,695</b> |        | <b>\$ 258,880</b> |        | <b>\$ 297,355</b> |        | <b>\$ 266,646</b> |        | <b>\$ 306,276</b> |
| <b>Capital Expenses</b>               |        |                   |        |                   |        |                   |        |                   |        |                   |        |                   |        |                   |        |                   |
| NCO Vehicles                          | 0.67   | \$ 16,667         | 0.67   | \$ 16,667         | 0.67   | \$ 16,667         | 0.67   | \$ 16,667         | 0.67   | \$ 16,667         | 0.67   | \$ 16,667         | 0.00   | \$ -              | 0.00   | \$ -              |
| NCO Technology                        | 0.67   | \$ 1,167          | 0.67   | \$ 1,167          | 0.67   | \$ 1,167          | 0.67   | \$ 1,167          | 0.67   | \$ 1,167          | 0.67   | \$ 1,167          | 0.00   | \$ -              | 0.00   | \$ -              |
| NCO Inspection Tools                  | 0.67   | \$ 67             | 0.67   | \$ 67             | 0.67   | \$ 67             | 0.67   | \$ 67             | 0.67   | \$ 67             | 0.67   | \$ 67             | 0.00   | \$ -              | 0.00   | \$ -              |
| <b>Total Capital Expenses</b>         |        | <b>\$ 17,900</b>  |        | <b>\$ 17,900</b>  |        | <b>\$ 17,900</b>  |        | <b>\$ 17,900</b>  |        | <b>\$ 17,900</b>  |        | <b>\$ 17,900</b>  |        | <b>\$ -</b>       |        | <b>\$ -</b>       |
| <b>Total Non Cap/Capital Exp</b>      |        | <b>\$ 261,919</b> |        | <b>\$ 298,186</b> |        | <b>\$ 269,240</b> |        | <b>\$ 306,595</b> |        | <b>\$ 276,780</b> |        | <b>\$ 315,255</b> |        | <b>\$ 266,646</b> |        | <b>\$ 306,276</b> |

Note (1): Non capital expenses for Years 2, 3, and 4 assume a 3% increase due to cost of inflation.

**City of Bloomington - Annexation**

Projected Non-Capital & Capital Expenses  
 Human Resources Department - All Annexation Areas Combined  
 September 10, 2021

IF ALL AREAS ARE ANNEXED

| Expense Items                     | Year 1 |                   |        |                   | Year 2 |                   |        |                   | Year 3 |                   |        |                   | Year 4 |                   |        |                   |
|-----------------------------------|--------|-------------------|--------|-------------------|--------|-------------------|--------|-------------------|--------|-------------------|--------|-------------------|--------|-------------------|--------|-------------------|
|                                   | Number | Minimum Costs     | Number | Maximum Costs     | Number | Minimum Costs     | Number | Maximum Costs     | Number | Minimum Costs     | Number | Maximum Costs     | Number | Minimum Costs     | Number | Maximum Costs     |
| <b>Non Capital Expenses</b>       |        |                   |        |                   |        |                   |        |                   |        |                   |        |                   |        |                   |        |                   |
| Special Project Manager           | 1      | \$ 82,000         | 1      | \$ 82,000         | 1      | \$ 84,460         | 1      | \$ 84,460         | 1      | \$ 86,994         | 1      | \$ 86,994         | 1      | \$ 89,604         | 1      | \$ 89,604         |
| Administrative Assistant          | 1      | \$ 42,000         | 1      | \$ 42,000         | 1      | \$ 43,260         | 1      | \$ 43,260         | 1      | \$ 44,558         | 1      | \$ 44,558         | 1      | \$ 45,895         | 1      | \$ 45,895         |
| Training/Professional Dues        |        | \$ 790            |        | \$ 790            |        | \$ 814            |        | \$ 814            |        | \$ 838            |        | \$ 838            |        | \$ 863            |        | \$ 863            |
| Supplies                          |        | \$ 500            |        | \$ 1,000          |        | \$ 515            |        | \$ 1,030          |        | \$ 530            |        | \$ 1,061          |        | \$ 546            |        | \$ 1,093          |
| <b>Total Non Capital Expenses</b> |        | <b>\$ 125,290</b> |        | <b>\$ 125,790</b> |        | <b>\$ 129,049</b> |        | <b>\$ 129,564</b> |        | <b>\$ 132,920</b> |        | <b>\$ 133,451</b> |        | <b>\$ 136,908</b> |        | <b>\$ 137,454</b> |
| <b>Capital Expenses</b>           |        |                   |        |                   |        |                   |        |                   |        |                   |        |                   |        |                   |        |                   |
| Computer/Office Equip             | 0.33   | \$ 833            | 0.33   | \$ 1,667          | 0.33   | \$ 833            | 0.33   | \$ 1,667          | 0.33   | \$ 833            | 0.33   | \$ 1,667          | 0.33   | \$ 833            | 0.33   | \$ 1,667          |
| <b>Total Capital Expenses</b>     |        | <b>\$ 833</b>     |        | <b>\$ 1,667</b>   |        | <b>\$ 833</b>     |        | <b>\$ 1,667</b>   |        | <b>\$ 833</b>     |        | <b>\$ 1,667</b>   |        | <b>\$ 833</b>     |        | <b>\$ 1,667</b>   |
| <b>Total Non Cap/Capital Exp</b>  |        | <b>\$ 126,123</b> |        | <b>\$ 127,457</b> |        | <b>\$ 129,882</b> |        | <b>\$ 131,230</b> |        | <b>\$ 133,753</b> |        | <b>\$ 135,117</b> |        | <b>\$ 137,741</b> |        | <b>\$ 139,121</b> |

Note (1): Non capital expenses for Years 2, 3, and 4 assume a 3% increase due to cost of inflation.



**City of Bloomington - Annexation**

Projected Non-Capital & Capital Expenses  
 ITS Department - **All Annexation Areas Combined**  
 September 10, 2021

**IF ALL AREAS ARE ANNEXED**

| Expense Items                     | Year 1 |                   |        |                   | Year 2 |                   |        |                   | Year 3 |                   |        |                   | Year 4 |                   |        |                   |
|-----------------------------------|--------|-------------------|--------|-------------------|--------|-------------------|--------|-------------------|--------|-------------------|--------|-------------------|--------|-------------------|--------|-------------------|
|                                   | Number | Minimum Costs     | Number | Maximum Costs     | Number | Minimum Costs     | Number | Maximum Costs     | Number | Minimum Costs     | Number | Maximum Costs     | Number | Minimum Costs     | Number | Maximum Costs     |
| <b>Non Capital Expenses</b>       |        |                   |        |                   |        |                   |        |                   |        |                   |        |                   |        |                   |        |                   |
| Tech Support Specialist           | 0.5    | \$ 35,000         | 1      | \$ 70,000         | 1      | \$ 72,100         | 1      | \$ 72,100         | 1      | \$ 74,263         | 1      | \$ 74,263         | 1      | \$ 76,491         | 1      | \$ 76,491         |
| Application Analyst               | 1      | \$ 85,000         | 1      | \$ 85,000         | 1      | \$ 87,550         | 1      | \$ 87,550         | 1      | \$ 90,177         | 1      | \$ 90,177         | 1      | \$ 92,882         | 1      | \$ 92,882         |
| GIS Specialist                    | 0.5    | \$ 37,500         | 1      | \$ 75,000         | 1      | \$ 77,250         | 1      | \$ 77,250         | 1      | \$ 79,568         | 1      | \$ 79,568         | 1      | \$ 81,955         | 1      | \$ 81,955         |
| Junior Systems/Network Admin      | 0      | \$ -              | 0      | \$ -              | 1      | \$ 75,000         | 1      | \$ 75,000         | 1      | \$ 77,250         | 1      | \$ 77,250         | 1      | \$ 79,568         | 1      | \$ 79,568         |
| Software Licenses & Maintenance   |        | \$ 450            |        | \$ 450            |        | \$ 150            |        | \$ 150            |        | \$ 150            |        | \$ 150            |        | \$ 150            |        | \$ 150            |
| Phone Service                     |        | \$ 900            |        | \$ 900            |        | \$ 927            |        | \$ 927            |        | \$ 955            |        | \$ 955            |        | \$ 983            |        | \$ 983            |
| New Facility Maintenance          |        | \$ 5,000          |        | \$ 5,000          |        | \$ 5,150          |        | \$ 5,150          |        | \$ 5,305          |        | \$ 5,305          |        | \$ 5,464          |        | \$ 5,464          |
| <b>Total Non Capital Expenses</b> |        | <b>\$ 163,850</b> |        | <b>\$ 236,350</b> |        | <b>\$ 318,127</b> |        | <b>\$ 318,127</b> |        | <b>\$ 327,666</b> |        | <b>\$ 327,666</b> |        | <b>\$ 337,492</b> |        | <b>\$ 337,492</b> |
| <b>Capital Expenses</b>           |        |                   |        |                   |        |                   |        |                   |        |                   |        |                   |        |                   |        |                   |
| Hardware (Tech) for Staff         | 0.33   | \$ 667            | 0.33   | \$ 667            | 0.33   | \$ 667            | 0.33   | \$ 667            | 0.33   | \$ 667            | 0.33   | \$ 667            | 0.00   | \$ -              | 0.00   | \$ -              |
| Existing Facility Improvements    | 0.33   | \$ 3,333          | 0.33   | \$ 6,667          | 0.33   | \$ 3,333          | 0.33   | \$ 6,667          | 0.33   | \$ 3,333          | 0.33   | \$ 6,667          | 0.00   | \$ -              | 0.00   | \$ -              |
| New Facility                      | 0.33   | \$ 10,000         | 0.33   | \$ 20,000         | 0.33   | \$ 10,000         | 0.33   | \$ 20,000         | 0.33   | \$ 10,000         | 0.33   | \$ 20,000         | 0.00   | \$ -              | 0.00   | \$ -              |
| <b>Total Capital Expenses</b>     |        | <b>\$ 14,000</b>  |        | <b>\$ 27,333</b>  |        | <b>\$ 14,000</b>  |        | <b>\$ 27,333</b>  |        | <b>\$ 14,000</b>  |        | <b>\$ 27,333</b>  |        | <b>\$ -</b>       |        | <b>\$ -</b>       |
| <b>Total Non Cap/Capital Exp</b>  |        | <b>\$ 177,850</b> |        | <b>\$ 263,683</b> |        | <b>\$ 332,127</b> |        | <b>\$ 345,460</b> |        | <b>\$ 341,666</b> |        | <b>\$ 355,000</b> |        | <b>\$ 337,492</b> |        | <b>\$ 337,492</b> |

Note (1): Non capital expenses for Years 2, 3, and 4 assume a 3% increase due to cost of inflation.

**City of Bloomington - Annexation**

Projected Non-Capital & Capital Expenses  
 Legal Department - **All Annexation Areas Combined**  
 September 10, 2021

IF ALL AREAS ARE ANNEXED

| Expense Items                     | Year 1 |               |        |               | Year 2 |               |        |               | Year 3 |               |        |               | Year 4 |               |        |               |
|-----------------------------------|--------|---------------|--------|---------------|--------|---------------|--------|---------------|--------|---------------|--------|---------------|--------|---------------|--------|---------------|
|                                   | Number | Minimum Costs | Number | Maximum Costs | Number | Minimum Costs | Number | Maximum Costs | Number | Minimum Costs | Number | Maximum Costs | Number | Minimum Costs | Number | Maximum Costs |
| <b>Non Capital Expenses</b>       |        |               |        |               |        |               |        |               |        |               |        |               |        |               |        |               |
| Outside Legal Fees                |        | \$ -          |        | \$ -          |        | \$ -          |        | \$ -          |        | \$ -          |        | \$ -          |        | \$ -          |        | \$ -          |
| <b>Total Non Capital Expenses</b> |        | \$ -          |        | \$ -          |        | \$ -          |        | \$ -          |        | \$ -          |        | \$ -          |        | \$ -          |        | \$ -          |
| <b>Capital Expenses</b>           |        |               |        |               |        |               |        |               |        |               |        |               |        |               |        |               |
|                                   |        |               |        |               |        |               |        |               |        |               |        |               |        |               |        |               |
| <b>Total Capital Expenses</b>     |        | \$ -          |        | \$ -          |        | \$ -          |        | \$ -          |        | \$ -          |        | \$ -          |        | \$ -          |        | \$ -          |
| <b>Total Non Cap/Capital Exp</b>  |        | \$ -          |        | \$ -          |        | \$ -          |        | \$ -          |        | \$ -          |        | \$ -          |        | \$ -          |        | \$ -          |

Note (1): Non capital expenses for Years 2, 3, and 4 assume a 3% increase due to cost of inflation.

**City of Bloomington - Annexation**

Projected Non-Capital & Capital Expenses

Mayor Department - **All Annexation Areas Combined**

September 10, 2021

**IF ALL AREAS ARE ANNEXED**

| Expense Items                     | Year 1 |                   |        |                   | Year 2 |                   |        |                   | Year 3 |                   |        |                   | Year 4 |                   |        |                   |
|-----------------------------------|--------|-------------------|--------|-------------------|--------|-------------------|--------|-------------------|--------|-------------------|--------|-------------------|--------|-------------------|--------|-------------------|
|                                   | Number | Minimum Costs     | Number | Maximum Costs     | Number | Minimum Costs     | Number | Maximum Costs     | Number | Minimum Costs     | Number | Maximum Costs     | Number | Minimum Costs     | Number | Maximum Costs     |
| <b>Non Capital Expenses</b>       |        |                   |        |                   |        |                   |        |                   |        |                   |        |                   |        |                   |        |                   |
| New Employee                      | 1      | \$ 150,000        | 1      | \$ 150,000        | 1      | \$ 154,500        | 1      | \$ 154,500        | 1      | \$ 159,135        | 1      | \$ 159,135        | 1      | \$ 163,909        | 1      | \$ 163,909        |
| <b>Total Non Capital Expenses</b> |        | <b>\$ 150,000</b> |        | <b>\$ 150,000</b> |        | <b>\$ 154,500</b> |        | <b>\$ 154,500</b> |        | <b>\$ 159,135</b> |        | <b>\$ 159,135</b> |        | <b>\$ 163,909</b> |        | <b>\$ 163,909</b> |
| <b>Capital Expenses</b>           |        |                   |        |                   |        |                   |        |                   |        |                   |        |                   |        |                   |        |                   |
|                                   |        |                   |        |                   |        |                   |        |                   |        |                   |        |                   |        |                   |        |                   |
| <b>Total Capital Expenses</b>     |        | <b>\$ -</b>       |        | <b>\$ -</b>       |        | <b>\$ -</b>       |        | <b>\$ -</b>       |        | <b>\$ -</b>       |        | <b>\$ -</b>       |        | <b>\$ -</b>       |        | <b>\$ -</b>       |
| <b>Total Non Cap/Capital Exp</b>  |        | <b>\$ 150,000</b> |        | <b>\$ 150,000</b> |        | <b>\$ 154,500</b> |        | <b>\$ 154,500</b> |        | <b>\$ 159,135</b> |        | <b>\$ 159,135</b> |        | <b>\$ 163,909</b> |        | <b>\$ 163,909</b> |

**City of Bloomington - Annexation**

Projected Non-Capital & Capital Expenses

Parks Department - **All Annexation Areas Combined**

September 10, 2021

**IF ALL AREAS ARE ANNEXED**

| Expense Items                     | Year 1 |                     |        |                     | Year 2 |                     |        |                     | Year 3 |                     |        |                     | Year 4 |                   |        |                   |
|-----------------------------------|--------|---------------------|--------|---------------------|--------|---------------------|--------|---------------------|--------|---------------------|--------|---------------------|--------|-------------------|--------|-------------------|
|                                   | Number | Minimum Costs       | Number | Maximum Costs       | Number | Minimum Costs       | Number | Maximum Costs       | Number | Minimum Costs       | Number | Maximum Costs       | Number | Minimum Costs     | Number | Maximum Costs     |
| <b>Non Capital Expenses</b>       |        |                     |        |                     |        |                     |        |                     |        |                     |        |                     |        |                   |        |                   |
| Seasonal Employee                 | 2      | \$ 72,606           | 8      | \$ 290,424          | 2      | \$ 74,784           | 8      | \$ 299,137          | 2      | \$ 77,028           | 8      | \$ 308,111          | 2      | \$ 79,339         | 8      | \$ 317,354        |
| Full Time Staff                   | 1      | \$ 47,315           | 1      | \$ 47,315           | 2      | \$ 48,734           | 2      | \$ 48,734           | 2      | \$ 50,196           | 2      | \$ 50,196           | 2      | \$ 51,702         | 2      | \$ 51,702         |
| Labor - Grounds & Facilities      |        | \$ 25,280           |        | \$ 75,924           |        | \$ 26,038           |        | \$ 78,202           |        | \$ 26,820           |        | \$ 80,548           |        | \$ 27,624         |        | \$ 82,964         |
| Supplies - Grounds & Facilities   |        | \$ 10,146           |        | \$ 30,438           |        | \$ 10,450           |        | \$ 31,351           |        | \$ 10,764           |        | \$ 32,292           |        | \$ 11,087         |        | \$ 33,260         |
| Miscellaneous                     |        | \$ 2,280            |        | \$ 6,840            |        | \$ 2,348            |        | \$ 7,045            |        | \$ 2,419            |        | \$ 7,257            |        | \$ 2,491          |        | \$ 7,474          |
| <b>Total Non Capital Expenses</b> |        | <b>\$ 157,627</b>   |        | <b>\$ 450,941</b>   |        | <b>\$ 162,356</b>   |        | <b>\$ 464,469</b>   |        | <b>\$ 167,226</b>   |        | <b>\$ 478,403</b>   |        | <b>\$ 172,243</b> |        | <b>\$ 492,755</b> |
| <b>Capital Expenses</b>           |        |                     |        |                     |        |                     |        |                     |        |                     |        |                     |        |                   |        |                   |
| Parks/Trails/Enhancements         | 0.33   | \$ 1,079,892        | 0.33   | \$ 2,633,070        | 0.33   | \$ 1,079,892        | 0.33   | \$ 2,633,070        | 0.33   | \$ 1,079,892        | 0.33   | \$ 2,633,070        | 0.00   | \$ -              | 0.00   | \$ -              |
| <b>Total Capital Expenses</b>     |        | <b>\$ 1,079,892</b> |        | <b>\$ 2,633,070</b> |        | <b>\$ 1,079,892</b> |        | <b>\$ 2,633,070</b> |        | <b>\$ 1,079,892</b> |        | <b>\$ 2,633,070</b> |        | <b>\$ -</b>       |        | <b>\$ -</b>       |
| <b>Total Non Cap/Capital Exp</b>  |        | <b>\$ 1,237,519</b> |        | <b>\$ 3,084,011</b> |        | <b>\$ 1,242,248</b> |        | <b>\$ 3,097,539</b> |        | <b>\$ 1,247,118</b> |        | <b>\$ 3,111,473</b> |        | <b>\$ 172,243</b> |        | <b>\$ 492,755</b> |

Note (1): Non capital expenses for Years 2, 3, and 4 assume a 3% increase due to cost of inflation.

**City of Bloomington - Annexation**

Projected Non-Capital & Capital Expenses  
 Planning Department - All Annexation Areas Combined  
 September 10, 2021

IF ALL AREAS ARE ANNEXED

| Expense Items                                  | Year 1 |                   |        |                   | Year 2 |                   |        |                   | Year 3 |                   |        |                   | Year 4 |                   |        |                   |
|--|--------|-------------------|--------|-------------------|--------|-------------------|--------|-------------------|--------|-------------------|--------|-------------------|--------|-------------------|--------|-------------------|
|  | Number | Minimum Costs     | Number | Maximum Costs     | Number | Minimum Costs     | Number | Maximum Costs     | Number | Minimum Costs     | Number | Maximum Costs     | Number | Minimum Costs     | Number | Maximum Costs     |
| <b>Non Capital Expenses</b>                    |        |                   |        |                   |        |                   |        |                   |        |                   |        |                   |        |                   |        |                   |
| Development Services (DS) - Zoning Planner (1) | 1      | \$ 45,000         | 1      | \$ 45,000         | 1      | \$ 46,350         | 1      | \$ 46,350         | 1      | \$ 47,741         | 1      | \$ 47,741         | 1      | \$ 49,173         | 1      | \$ 49,173         |
| (DS) - Senior Zoning Planner (1)               | 1      | \$ 57,000         | 1      | \$ 57,000         | 1      | \$ 58,710         | 1      | \$ 58,710         | 1      | \$ 60,471         | 1      | \$ 60,471         | 1      | \$ 62,285         | 1      | \$ 62,285         |
| (DS) - Zoning Compliance Planner (1)           | 1      | \$ 50,000         | 1      | \$ 50,000         | 1      | \$ 51,500         | 1      | \$ 51,500         | 1      | \$ 53,045         | 1      | \$ 53,045         | 1      | \$ 54,636         | 1      | \$ 54,636         |
| Miscellaneous                                  | 1      | \$ 8,275          | 1      | \$ 8,275          | 1      | \$ 8,523          | 1      | \$ 8,523          | 1      | \$ 8,779          | 1      | \$ 8,779          | 1      | \$ 9,042          | 1      | \$ 9,042          |
| <b>Total Non Capital Expenses</b>              |        | <b>\$ 160,275</b> |        | <b>\$ 160,275</b> |        | <b>\$ 165,083</b> |        | <b>\$ 165,083</b> |        | <b>\$ 170,036</b> |        | <b>\$ 170,036</b> |        | <b>\$ 175,137</b> |        | <b>\$ 175,137</b> |
| <b>Capital Expenses</b>                        |        |                   |        |                   |        |                   |        |                   |        |                   |        |                   |        |                   |        |                   |
| Zoning New Land Mass                           | 0.33   | \$ 33,333         | 0.33   | \$ 33,333         | 0.33   | \$ 33,333         | 0.33   | \$ 33,333         | 0.33   | \$ 33,333         | 0.33   | \$ 33,333         | 0.00   | \$ -              | 0.00   | \$ -              |
| Database                                       | 0.33   | \$ 50,000         | 0.33   | \$ 50,000         | 0.33   | \$ 50,000         | 0.33   | \$ 50,000         | 0.33   | \$ 50,000         | 0.33   | \$ 50,000         | 0.00   | \$ -              | 0.00   | \$ -              |
| <b>Total Capital Expenses</b>                  |        | <b>\$ 83,333</b>  |        | <b>\$ 83,333</b>  |        | <b>\$ 83,333</b>  |        | <b>\$ 83,333</b>  |        | <b>\$ 83,333</b>  |        | <b>\$ 83,333</b>  |        | <b>\$ -</b>       |        | <b>\$ -</b>       |
| <b>Total Non Cap/Capital Exp</b>               |        | <b>\$ 243,608</b> |        | <b>\$ 243,608</b> |        | <b>\$ 248,417</b> |        | <b>\$ 248,417</b> |        | <b>\$ 253,369</b> |        | <b>\$ 253,369</b> |        | <b>\$ 175,137</b> |        | <b>\$ 175,137</b> |

Note (1): Non capital expenses for Years 2, 3, and 4 assume a 3% increase due to cost of inflation.

**City of Bloomington - Annexation**

Projected Non-Capital & Capital Expenses  
 Police Department (SWORN) - **All Annexation Areas Combined**  
 September 10, 2021

**IF ALL AREAS ARE ANNEXED**

| Expense Items                     | Year 1 |                     |        |                     | Year 2 |                     |        |                     | Year 3 |                     |        |                     | Year 4 |                     |        |                     |
|-----------------------------------|--------|---------------------|--------|---------------------|--------|---------------------|--------|---------------------|--------|---------------------|--------|---------------------|--------|---------------------|--------|---------------------|
|                                   | Number | Minimum Costs       | Number | Maximum Costs       | Number | Minimum Costs       | Number | Maximum Costs       | Number | Minimum Costs       | Number | Maximum Costs       | Number | Minimum Costs       | Number | Maximum Costs       |
| <b>Non Capital Expenses</b>       |        |                     |        |                     |        |                     |        |                     |        |                     |        |                     |        |                     |        |                     |
| Sworn Officer                     | 15     | \$ 1,303,052        | 21.5   | \$ 1,867,708        | 15     | \$ 1,342,144        | 21.5   | \$ 1,923,739        | 15     | \$ 1,382,408        | 21.5   | \$ 1,981,451        | 15     | \$ 1,423,880        | 21.5   | \$ 2,040,895        |
| Sworn Detective                   | 3      | \$ 265,480          | 5.5    | \$ 486,713          | 3      | \$ 273,444          | 5.5    | \$ 501,315          | 3      | \$ 281,648          | 5.5    | \$ 516,354          | 3      | \$ 290,097          | 5.5    | \$ 531,845          |
| Sworn Sergeant                    | 3      | \$ 294,961          | 5.0    | \$ 491,601          | 3      | \$ 303,809          | 5      | \$ 506,349          | 3      | \$ 312,924          | 5      | \$ 521,539          | 3      | \$ 322,311          | 5      | \$ 537,186          |
| Sworn Lieutenant                  | 1      | \$ 100,262          | 1.5    | \$ 150,392          | 1      | \$ 103,270          | 1.5    | \$ 154,904          | 1      | \$ 106,368          | 1.5    | \$ 159,551          | 1      | \$ 109,559          | 1.5    | \$ 164,338          |
| Sworn Administrator - Captain     | 1      | \$ 102,198          | 1.5    | \$ 153,297          | 1      | \$ 105,264          | 1.5    | \$ 157,896          | 1      | \$ 108,422          | 1.5    | \$ 162,633          | 1      | \$ 111,674          | 1.5    | \$ 167,511          |
| <b>Total Non Capital Expenses</b> |        | <b>\$ 2,065,952</b> |        | <b>\$ 3,149,711</b> |        | <b>\$ 2,127,931</b> |        | <b>\$ 3,244,203</b> |        | <b>\$ 2,191,769</b> |        | <b>\$ 3,341,529</b> |        | <b>\$ 2,257,522</b> |        | <b>\$ 3,441,775</b> |
| <b>Capital Expenses</b>           |        |                     |        |                     |        |                     |        |                     |        |                     |        |                     |        |                     |        |                     |
| MDT                               | 5.4    | \$ 15,167           | 8.4    | \$ 23,637           | 5.42   | \$ 15,167           | 8.44   | \$ 23,637           | 5.42   | \$ 15,167           | 8.44   | \$ 23,637           | 0.00   | \$ -                | 0.00   | \$ -                |
| Mobile Radio                      | 5.4    | \$ 16,250           | 8.4    | \$ 25,325           | 5.42   | \$ 16,250           | 8.44   | \$ 25,325           | 5.42   | \$ 16,250           | 8.44   | \$ 25,325           | 0.00   | \$ -                | 0.00   | \$ -                |
| Car Equipment                     | 5.4    | \$ 27,083           | 8.4    | \$ 42,208           | 5.42   | \$ 27,083           | 8.44   | \$ 42,208           | 5.42   | \$ 27,083           | 8.44   | \$ 42,208           | 0.00   | \$ -                | 0.00   | \$ -                |
| Car Build-out                     | 5.4    | \$ 5,417            | 8.4    | \$ 8,442            | 5.42   | \$ 5,417            | 8.44   | \$ 8,442            | 5.42   | \$ 5,417            | 8.44   | \$ 8,442            | 0.00   | \$ -                | 0.00   | \$ -                |
| Cradlepoints/Atennas/Cables       | 5.4    | \$ 10,833           | 8.4    | \$ 16,883           | 5.42   | \$ 10,833           | 8.44   | \$ 16,883           | 5.42   | \$ 10,833           | 8.44   | \$ 16,883           | 0.00   | \$ -                | 0.00   | \$ -                |
| Computer                          | 3.2    | \$ 5,083            | 5.2    | \$ 8,243            | 3.18   | \$ 5,083            | 5.15   | \$ 8,243            | 3.18   | \$ 5,083            | 5.15   | \$ 8,243            | 0.00   | \$ -                | 0.00   | \$ -                |
| Patrol Cars                       | 5.1    | \$ 142,333          | 7.9    | \$ 222,367          | 5.08   | \$ 142,333          | 7.94   | \$ 222,367          | 5.08   | \$ 142,333          | 7.94   | \$ 222,367          | 0.00   | \$ -                | 0.00   | \$ -                |
| Stop Sticks                       | 2.8    | \$ 1,375            | 3.9    | \$ 1,971            | 2.75   | \$ 1,375            | 3.94   | \$ 1,971            | 2.75   | \$ 1,375            | 3.94   | \$ 1,971            | 0.00   | \$ -                | 0.00   | \$ -                |
| Vehicle Wrap                      | 2.8    | \$ 2,063            | 3.9    | \$ 2,956            | 2.75   | \$ 2,063            | 3.94   | \$ 2,956            | 2.75   | \$ 2,063            | 3.94   | \$ 2,956            | 0.00   | \$ -                | 0.00   | \$ -                |
| AEDs (Defibrilators)              | 2.8    | \$ 5,775            | 3.9    | \$ 8,278            | 2.75   | \$ 5,775            | 3.94   | \$ 8,278            | 2.75   | \$ 5,775            | 3.94   | \$ 8,278            | 0.00   | \$ -                | 0.00   | \$ -                |
| Misc Car Equipment                | 2.8    | \$ 550              | 3.9    | \$ 788              | 2.75   | \$ 550              | 3.94   | \$ 788              | 2.75   | \$ 550              | 3.94   | \$ 788              | 0.00   | \$ -                | 0.00   | \$ -                |
| Body Cams/Licensing               | 5.0    | \$ 10,000           | 7.2    | \$ 14,333           | 5.00   | \$ 10,000           | 7.17   | \$ 14,333           | 5.00   | \$ 10,000           | 7.17   | \$ 14,333           | 0.00   | \$ -                | 0.00   | \$ -                |
| Officer Gear                      | 5.0    | \$ 43,500           | 7.2    | \$ 62,350           | 5.00   | \$ 43,500           | 7.17   | \$ 62,350           | 5.00   | \$ 43,500           | 7.17   | \$ 62,350           | 0.00   | \$ -                | 0.00   | \$ -                |
| Building/Office Space             | 5.0    | \$ 38,343           | 7.2    | \$ 54,958           | 5.00   | \$ 38,343           | 7.17   | \$ 54,958           | 5.00   | \$ 38,343           | 7.17   | \$ 54,958           | 0.00   | \$ -                | 0.00   | \$ -                |
| Cell Phone                        | 2.7    | \$ 533              | 4.5    | \$ 900              | 2.67   | \$ 533              | 4.50   | \$ 900              | 2.67   | \$ 533              | 4.50   | \$ 900              | 0.00   | \$ -                | 0.00   | \$ -                |
| Laptop                            | 0.3    | \$ 433              | 0.5    | \$ 650              | 0.33   | \$ 433              | 0.50   | \$ 650              | 0.33   | \$ 433              | 0.50   | \$ 650              | 0.00   | \$ -                | 0.00   | \$ -                |
| Interceptor SUV                   | 0.3    | \$ 11,333           | 0.5    | \$ 17,000           | 0.33   | \$ 11,333           | 0.50   | \$ 17,000           | 0.33   | \$ 11,333           | 0.50   | \$ 17,000           | 0.00   | \$ -                | 0.00   | \$ -                |
| Officer Furniture                 | 0.9    | \$ 170              | 1.2    | \$ 244              | 0.85   | \$ 170              | 1.22   | \$ 244              | 0.85   | \$ 170              | 1.22   | \$ 244              | 0.00   | \$ -                | 0.00   | \$ -                |
| Detective Furniture               | 1.0    | \$ 1,450            | 1.8    | \$ 2,658            | 1.00   | \$ 1,450            | 1.83   | \$ 2,658            | 1.00   | \$ 1,450            | 1.83   | \$ 2,658            | 0.00   | \$ -                | 0.00   | \$ -                |
| Sergeant Furniture                | 0.7    | \$ 528              | 1.1    | \$ 880              | 0.66   | \$ 528              | 1.10   | \$ 880              | 0.66   | \$ 528              | 1.10   | \$ 880              | 0.00   | \$ -                | 0.00   | \$ -                |
| Lieutenant Furniture              | 0.3    | \$ 333              | 0.5    | \$ 500              | 0.33   | \$ 333              | 0.50   | \$ 500              | 0.33   | \$ 333              | 0.50   | \$ 500              | 0.00   | \$ -                | 0.00   | \$ -                |
| Admin Furniture                   | 0.3    | \$ 667              | 0.5    | \$ 1,000            | 0.33   | \$ 667              | 0.50   | \$ 1,000            | 0.33   | \$ 667              | 0.50   | \$ 1,000            | 0.00   | \$ -                | 0.00   | \$ -                |
| <b>Total Capital Expenses</b>     |        | <b>\$ 339,220</b>   |        | <b>\$ 516,571</b>   |        | <b>\$ 339,220</b>   |        | <b>\$ 516,571</b>   |        | <b>\$ 339,220</b>   |        | <b>\$ 516,571</b>   |        | <b>\$ -</b>         |        | <b>\$ -</b>         |
| <b>Total Non Cap/Capital Exp</b>  |        | <b>\$ 2,405,172</b> |        | <b>\$ 3,666,282</b> |        | <b>\$ 2,467,150</b> |        | <b>\$ 3,760,774</b> |        | <b>\$ 2,530,988</b> |        | <b>\$ 3,858,100</b> |        | <b>\$ 2,257,522</b> |        | <b>\$ 3,441,775</b> |

Note (1): Non capital expenses for Years 2, 3, and 4 assume a 3% increase due to cost of inflation.



**City of Bloomington - Annexation**

Projected Non-Capital & Capital Expenses

Police Department (CIVILIAN) - All Annexation Areas Combined

September 10, 2021

IF ALL AREAS ARE ANNEXED

| Expense Items                     | Year 1 |                   |        |                   | Year 2 |                   |        |                   | Year 3 |                   |        |                   | Year 4 |                   |        |                   |
|-----------------------------------|--------|-------------------|--------|-------------------|--------|-------------------|--------|-------------------|--------|-------------------|--------|-------------------|--------|-------------------|--------|-------------------|
|                                   | Number | Minimum Costs     | Number | Maximum Costs     | Number | Minimum Costs     | Number | Maximum Costs     | Number | Minimum Costs     | Number | Maximum Costs     | Number | Minimum Costs     | Number | Maximum Costs     |
| <b>Non Capital Expenses</b>       |        |                   |        |                   |        |                   |        |                   |        |                   |        |                   |        |                   |        |                   |
| Civilian Records Clerk            | 2.5    | \$ 167,716        | 2.5    | \$ 167,716        | 2.5    | \$ 172,748        | 2.5    | \$ 172,748        | 2.5    | \$ 177,930        | 2.5    | \$ 177,930        | 2.5    | \$ 183,268        | 2.5    | \$ 183,268        |
| Civilian Comm Service Specialist  | 0.6    | \$ 41,720         | 0.6    | \$ 41,720         | 0.6    | \$ 42,972         | 0.6    | \$ 42,972         | 0.6    | \$ 44,261         | 0.6    | \$ 44,261         | 0.6    | \$ 45,588         | 0.6    | \$ 45,588         |
| Civilian Evidence Technician      | 0.3    | \$ 24,522         | 0.3    | \$ 24,522         | 0.3    | \$ 25,257         | 0.3    | \$ 25,257         | 0.3    | \$ 26,015         | 0.3    | \$ 26,015         | 0.3    | \$ 26,796         | 0.3    | \$ 26,796         |
| Civilian Social Worker            | 0.6    | \$ 49,011         | 0.6    | \$ 49,011         | 0.6    | \$ 50,482         | 0.6    | \$ 50,482         | 0.6    | \$ 51,996         | 0.6    | \$ 51,996         | 0.6    | \$ 53,556         | 0.6    | \$ 53,556         |
| Civilian Admin - Office Manager   | 1.0    | \$ 76,744         | 1.0    | \$ 76,744         | 1.0    | \$ 79,046         | 1.0    | \$ 79,046         | 1.0    | \$ 81,417         | 1.0    | \$ 81,417         | 1.0    | \$ 83,860         | 1.0    | \$ 83,860         |
| <b>Total Non Capital Expenses</b> |        | <b>\$ 359,713</b> |        | <b>\$ 359,713</b> |        | <b>\$ 370,505</b> |        | <b>\$ 370,505</b> |        | <b>\$ 381,620</b> |        | <b>\$ 381,620</b> |        | <b>\$ 393,068</b> |        | <b>\$ 393,068</b> |
| <b>Capital Expenses</b>           |        |                   |        |                   |        |                   |        |                   |        |                   |        |                   |        |                   |        |                   |
| Desktop Computer                  | 1.1    | \$ 1,680          | 1.1    | \$ 1,680          | 1.05   | \$ 1,680          | 1.05   | \$ 1,680          | 1.05   | \$ 1,680          | 1.05   | \$ 1,680          | 0.00   | \$ -              | 0.00   | \$ -              |
| Evidence Tech Computer            | 0.1    | \$ 190            | 0.1    | \$ 190            | 0.10   | \$ 190            | 0.10   | \$ 190            | 0.10   | \$ 190            | 0.10   | \$ 190            | 0.00   | \$ -              | 0.00   | \$ -              |
| Laptop Computer                   | 1.2    | \$ 1,517          | 1.2    | \$ 1,517          | 1.17   | \$ 1,517          | 1.17   | \$ 1,517          | 1.17   | \$ 1,517          | 1.17   | \$ 1,517          | 0.00   | \$ -              | 0.00   | \$ -              |
| Headset                           | 0.8    | \$ 167            | 0.8    | \$ 167            | 0.83   | \$ 167            | 0.83   | \$ 167            | 0.83   | \$ 167            | 0.83   | \$ 167            | 0.00   | \$ -              | 0.00   | \$ -              |
| OnBase Licensing (Workflow)       | 0.8    | \$ 125            | 0.8    | \$ 125            | 0.83   | \$ 125            | 0.83   | \$ 125            | 0.83   | \$ 125            | 0.83   | \$ 125            | 0.00   | \$ -              | 0.00   | \$ -              |
| Building/Office Space             | 1.7    | \$ 12,781         | 1.7    | \$ 12,781         | 1.67   | \$ 12,781         | 1.67   | \$ 12,781         | 1.67   | \$ 12,781         | 1.67   | \$ 12,781         | 0.00   | \$ -              | 0.00   | \$ -              |
| Comm Service Furniture            | 0.1    | \$ 300            | 0.1    | \$ 300            | 0.10   | \$ 300            | 0.10   | \$ 300            | 0.10   | \$ 300            | 0.10   | \$ 300            | 0.00   | \$ -              | 0.00   | \$ -              |
| Evidence Tech Furniture           | 0.1    | \$ 80             | 0.1    | \$ 80             | 0.10   | \$ 80             | 0.10   | \$ 80             | 0.10   | \$ 80             | 0.10   | \$ 80             | 0.00   | \$ -              | 0.00   | \$ -              |
| Social Worker Furniture           | 0.2    | \$ 120            | 0.2    | \$ 120            | 0.20   | \$ 120            | 0.20   | \$ 120            | 0.20   | \$ 120            | 0.20   | \$ 120            | 0.00   | \$ -              | 0.00   | \$ -              |
| Admin Furniture                   | 0.3    | \$ 483            | 0.3    | \$ 483            | 0.33   | \$ 483            | 0.33   | \$ 483            | 0.33   | \$ 483            | 0.33   | \$ 483            | 0.00   | \$ -              | 0.00   | \$ -              |
| Comm Serv/Social Worker Uniform   | 0.4    | \$ 640            | 0.4    | \$ 640            | 0.40   | \$ 640            | 0.40   | \$ 640            | 0.40   | \$ 640            | 0.40   | \$ 640            | 0.00   | \$ -              | 0.00   | \$ -              |
| Cell Phone                        | 0.8    | \$ 167            | 0.8    | \$ 167            | 0.83   | \$ 167            | 0.83   | \$ 167            | 0.83   | \$ 167            | 0.83   | \$ 167            | 0.00   | \$ -              | 0.00   | \$ -              |
| Portable Radio                    | 0.5    | \$ 2,500          | 0.5    | \$ 2,500          | 0.50   | \$ 2,500          | 0.50   | \$ 2,500          | 0.50   | \$ 2,500          | 0.50   | \$ 2,500          | 0.00   | \$ -              | 0.00   | \$ -              |
| Interceptor SUV                   | 0.1    | \$ 4,070          | 0.1    | \$ 4,070          | 0.11   | \$ 4,070          | 0.11   | \$ 4,070          | 0.11   | \$ 4,070          | 0.11   | \$ 4,070          | 0.00   | \$ -              | 0.00   | \$ -              |
| Car Equipment                     | 0.1    | \$ 550            | 0.1    | \$ 550            | 0.11   | \$ 550            | 0.11   | \$ 550            | 0.11   | \$ 550            | 0.11   | \$ 550            | 0.00   | \$ -              | 0.00   | \$ -              |
| Car Build-Out                     | 0.1    | \$ 110            | 0.1    | \$ 110            | 0.11   | \$ 110            | 0.11   | \$ 110            | 0.11   | \$ 110            | 0.11   | \$ 110            | 0.00   | \$ -              | 0.00   | \$ -              |
| Cradlepoints/Antennas/Cables      | 0.1    | \$ 220            | 0.1    | \$ 220            | 0.11   | \$ 220            | 0.11   | \$ 220            | 0.11   | \$ 220            | 0.11   | \$ 220            | 0.00   | \$ -              | 0.00   | \$ -              |
| AED (Defibrillator)               | 0.1    | \$ 231            | 0.1    | \$ 231            | 0.11   | \$ 231            | 0.11   | \$ 231            | 0.11   | \$ 231            | 0.11   | \$ 231            | 0.00   | \$ -              | 0.00   | \$ -              |
| Misc Car Equipment                | 0.1    | \$ 22             | 0.1    | \$ 22             | 0.11   | \$ 22             | 0.11   | \$ 22             | 0.11   | \$ 22             | 0.11   | \$ 22             | 0.00   | \$ -              | 0.00   | \$ -              |
| MDT                               | 0.1    | \$ 308            | 0.1    | \$ 308            | 0.11   | \$ 308            | 0.11   | \$ 308            | 0.11   | \$ 308            | 0.11   | \$ 308            | 0.00   | \$ -              | 0.00   | \$ -              |
| Mobile Radio                      | 0.2    | \$ 495            | 0.2    | \$ 495            | 0.17   | \$ 495            | 0.17   | \$ 495            | 0.17   | \$ 495            | 0.17   | \$ 495            | 0.00   | \$ -              | 0.00   | \$ -              |
| Vehicle Wrap                      | 0.1    | \$ 83             | 0.1    | \$ 83             | 0.11   | \$ 83             | 0.11   | \$ 83             | 0.11   | \$ 83             | 0.11   | \$ 83             | 0.00   | \$ -              | 0.00   | \$ -              |
| Evidence Tech Vehicle             | 0.1    | \$ 1,650          | 0.1    | \$ 1,650          | 0.06   | \$ 1,650          | 0.06   | \$ 1,650          | 0.06   | \$ 1,650          | 0.06   | \$ 1,650          | 0.00   | \$ -              | 0.00   | \$ -              |
| Evidence Tech Uniform             | 0.1    | \$ 80             | 0.1    | \$ 80             | 0.10   | \$ 80             | 0.10   | \$ 80             | 0.10   | \$ 80             | 0.10   | \$ 80             | 0.00   | \$ -              | 0.00   | \$ -              |
| Social Worker Vehicle             | 0.1    | \$ 2,680          | 0.1    | \$ 2,680          | 0.13   | \$ 2,680          | 0.13   | \$ 2,680          | 0.13   | \$ 2,680          | 0.13   | \$ 2,680          | 0.00   | \$ -              | 0.00   | \$ -              |
| <b>Total Capital Expenses</b>     |        | <b>\$ 31,248</b>  |        | <b>\$ 31,248</b>  |        | <b>\$ 31,248</b>  |        | <b>\$ 31,248</b>  |        | <b>\$ 31,248</b>  |        | <b>\$ 31,248</b>  |        | <b>\$ -</b>       |        | <b>\$ -</b>       |
| <b>Total Non Cap/Capital Exp</b>  |        | <b>\$ 390,961</b> |        | <b>\$ 390,961</b> |        | <b>\$ 401,753</b> |        | <b>\$ 401,753</b> |        | <b>\$ 412,868</b> |        | <b>\$ 412,868</b> |        | <b>\$ 393,068</b> |        | <b>\$ 393,068</b> |

Note (1): Non capital expenses for Years 2, 3, and 4 assume a 3% increase due to cost of inflation.

**City of Bloomington - Annexation**

Projected Non-Capital & Capital Expenses

Public Works Department - **All Annexation Areas Combined**

September 10, 2021

**IF ALL AREAS ARE ANNEXED**

| Expense Items                        | Year 1  |                     |         |                     | Year 2  |                     |         |                     | Year 3  |                     |         |                     | Year 4 |                     |        |                     |
|--------------------------------------|---------|---------------------|---------|---------------------|---------|---------------------|---------|---------------------|---------|---------------------|---------|---------------------|--------|---------------------|--------|---------------------|
|                                      | Number  | Minimum Costs       | Number  | Maximum Costs       | Number  | Minimum Costs       | Number  | Maximum Costs       | Number  | Minimum Costs       | Number  | Maximum Costs       | Number | Minimum Costs       | Number | Maximum Costs       |
| <b>Non Capital Expenses</b>          |         |                     |         |                     |         |                     |         |                     |         |                     |         |                     |        |                     |        |                     |
| Admin - Deputy Director              | 0.5     | \$ 55,000           | 1       | \$ 110,000          | 0.5     | \$ 56,650           | 1       | \$ 113,300          | 0.5     | \$ 58,350           | 1       | \$ 116,699          | 0.5    | \$ 60,100           | 1      | \$ 120,200          |
| Animal Control Officers              | 3       | \$ 144,366          | 3       | \$ 144,366          | 3       | \$ 148,697          | 3       | \$ 148,697          | 3       | \$ 153,158          | 3       | \$ 153,158          | 3      | \$ 157,753          | 3      | \$ 157,753          |
| Animal Control Secretary             | 1       | \$ 37,678           | 1       | \$ 37,678           | 1       | \$ 38,808           | 1       | \$ 38,808           | 1       | \$ 39,973           | 1       | \$ 39,973           | 1      | \$ 41,172           | 1      | \$ 41,172           |
| Animal Control Training              |         | \$ 4,000            |         | \$ 6,000            |         | \$ 4,120            |         | \$ 6,180            |         | \$ 4,244            |         | \$ 6,365            |        | \$ 4,371            |        | \$ 6,556            |
| Animal Control OT/On-Call Pay        |         | \$ 5,000            |         | \$ 5,000            |         | \$ 5,150            |         | \$ 5,150            |         | \$ 5,305            |         | \$ 5,305            |        | \$ 5,464            |        | \$ 5,464            |
| Animal Control Uniforms/Safety Vests | 2       | \$ 2,600            | 2       | \$ 2,600            | 2       | \$ 2,678            | 2       | \$ 2,678            | 2       | \$ 2,758            | 2       | \$ 2,758            | 2      | \$ 2,841            | 2      | \$ 2,841            |
| Animal Control Interlocal            |         | \$ 120,000          |         | \$ 120,000          |         | \$ 123,600          |         | \$ 123,600          |         | \$ 127,308          |         | \$ 127,308          |        | \$ 131,127          |        | \$ 131,127          |
| Facilities Maintenance Custodian     | 0       | \$ -                | 1       | \$ 55,000           | 0       | \$ -                | 1       | \$ 56,650           | 0       | \$ -                | 1       | \$ 58,350           | 0      | \$ -                | 1      | \$ 60,100           |
| Fleet Maintenance Mechanic           | 1       | \$ 75,000           | 2       | \$ 150,000          | 1       | \$ 77,250           | 2       | \$ 154,500          | 1       | \$ 79,568           | 2       | \$ 159,135          | 1      | \$ 81,955           | 2      | \$ 163,909          |
| Street MEO FTE's                     | 6       | \$ 398,748          | 10      | \$ 664,580          | 10      | \$ 410,710          | 10      | \$ 684,517          | 10      | \$ 423,032          | 10      | \$ 705,053          | 10     | \$ 435,723          | 10     | \$ 726,205          |
| Sanitation MEO FTE's                 | 5       | \$ 332,294          | 8       | \$ 531,670          | 5       | \$ 342,262          | 8       | \$ 547,620          | 5       | \$ 352,530          | 8       | \$ 564,048          | 5      | \$ 363,106          | 8      | \$ 580,970          |
| Street Lane Markings                 |         | \$ 25,000           |         | \$ 25,000           |         | \$ 25,750           |         | \$ 25,750           |         | \$ 26,523           |         | \$ 26,523           |        | \$ 27,318           |        | \$ 27,318           |
| Street Sweeping Disposal             |         | \$ 5,000            |         | \$ 5,000            |         | \$ 5,150            |         | \$ 5,150            |         | \$ 5,305            |         | \$ 5,305            |        | \$ 5,464            |        | \$ 5,464            |
| Street Annual Signal Maintenance     |         | \$ 6,000            |         | \$ 10,000           |         | \$ 6,180            |         | \$ 10,300           |         | \$ 6,365            |         | \$ 10,609           |        | \$ 6,556            |        | \$ 10,927           |
| Street Lighting Energy & Maint (1)   | 339     | \$ 59,800           | 399     | \$ 70,353           | 339     | \$ 61,594           | 399     | \$ 72,464           | 339     | \$ 63,442           | 399     | \$ 74,638           | 339    | \$ 65,346           | 399    | \$ 76,877           |
| Street Snow Events                   | 8       | \$ 100,000          | 12      | \$ 150,000          | 8       | \$ 103,000          | 12      | \$ 154,500          | 8       | \$ 106,090          | 12      | \$ 159,135          | 8      | \$ 109,273          | 12     | \$ 163,909          |
| <b>Total Non Capital Expenses</b>    |         | <b>\$ 1,370,486</b> |         | <b>\$ 2,087,247</b> |         | <b>\$ 1,411,601</b> |         | <b>\$ 2,149,865</b> |         | <b>\$ 1,453,949</b> |         | <b>\$ 2,214,360</b> |        | <b>\$ 1,497,567</b> |        | <b>\$ 2,280,791</b> |
| <b>Capital Expenses</b>              |         |                     |         |                     |         |                     |         |                     |         |                     |         |                     |        |                     |        |                     |
| Street Lighting Equip Costs (1)      | 113.05  | \$ 275,258          | 133.00  | \$ 323,833          | 113.05  | \$ 275,258          | 133.00  | \$ 323,833          | 113.05  | \$ 275,258          | 133.00  | \$ 323,833          | 0.00   | \$ -                | 0.00   | \$ -                |
| Animal Control Vehicles              | 0.33    | \$ 15,000           | 0.33    | \$ 15,000           | 0.33    | \$ 15,000           | 0.33    | \$ 15,000           | 0.33    | \$ 15,000           | 0.33    | \$ 15,000           | 0.00   | \$ -                | 0.00   | \$ -                |
| Animal Capture & Handling Equip      | 0.33    | \$ 400              | 0.33    | \$ 400              | 0.33    | \$ 400              | 0.33    | \$ 400              | 0.33    | \$ 400              | 0.33    | \$ 400              | 0.00   | \$ -                | 0.00   | \$ -                |
| Animal Control Livestock Trailer     | 0.33    | \$ 400              | 0.33    | \$ 400              | 0.33    | \$ 400              | 0.33    | \$ 400              | 0.33    | \$ 400              | 0.33    | \$ 400              | 0.00   | \$ -                | 0.00   | \$ -                |
| Facilities Maintenance Vehicle       | 0.33    | \$ 11,667           | 0.33    | \$ 11,667           | 0.33    | \$ 11,667           | 0.33    | \$ 11,667           | 0.33    | \$ 11,667           | 0.33    | \$ 11,667           | 0.00   | \$ -                | 0.00   | \$ -                |
| Fleet Maintenance Garage             | 0.33    | \$ 100,000          | 0.33    | \$ 333,333          | 0.33    | \$ 100,000          | 0.33    | \$ 333,333          | 0.33    | \$ 100,000          | 0.33    | \$ 333,333          | 0.00   | \$ -                | 0.00   | \$ -                |
| Street Tandem Dump Truck             | 2.00    | \$ 400,000          | 3.33    | \$ 666,667          | 2.00    | \$ 400,000          | 3.33    | \$ 666,667          | 2.00    | \$ 400,000          | 3.33    | \$ 666,667          | 0.00   | \$ -                | 0.00   | \$ -                |
| Street Leafer                        | 0.33    | \$ 23,333           | 1.00    | \$ 70,000           | 0.33    | \$ 23,333           | 1.00    | \$ 70,000           | 0.33    | \$ 23,333           | 1.00    | \$ 70,000           | 0.00   | \$ -                | 0.00   | \$ -                |
| Street Sweeper                       | 0.00    | \$ -                | 0.33    | \$ 66,667           | 0.00    | \$ -                | 0.33    | \$ 66,667           | 0.00    | \$ -                | 0.33    | \$ 66,667           | 0.00   | \$ -                | 0.00   | \$ -                |
| Street Mill Work (Number = Miles)    | 10.48   | \$ 523,865          | 11.64   | \$ 582,072          | 10.48   | \$ 539,581          | 11.64   | \$ 599,534          | 10.48   | \$ 555,768          | 11.64   | \$ 617,520          | 10.48  | \$ 572,441          | 11.64  | \$ 636,046          |
| Street Resurface (Number = Miles)    | 10.48   | \$ 1,276,135        | 11.64   | \$ 1,417,752        | 10.48   | \$ 1,314,419        | 11.64   | \$ 1,460,285        | 10.48   | \$ 1,353,852        | 11.64   | \$ 1,504,093        | 10.48  | \$ 1,394,467        | 11.64  | \$ 1,549,216        |
| Sanitation Trucks                    | 0.67    | \$ 260,000          | 1.33    | \$ 520,000          | 0.67    | \$ 260,000          | 1.33    | \$ 520,000          | 0.67    | \$ 260,000          | 1.33    | \$ 520,000          | 0.00   | \$ -                | 0.00   | \$ -                |
| Sanitation Trash/Recycling Carts     | 4228.50 | \$ 211,425          | 4228.50 | \$ 211,425          | 4228.50 | \$ 211,425          | 4228.50 | \$ 211,425          | 4228.50 | \$ 211,425          | 4228.50 | \$ 211,425          | 0.00   | \$ -                | 0.00   | \$ -                |
| <b>Total Capital Expenses</b>        |         | <b>\$ 3,097,483</b> |         | <b>\$ 4,219,216</b> |         | <b>\$ 3,151,483</b> |         | <b>\$ 4,279,211</b> |         | <b>\$ 3,207,103</b> |         | <b>\$ 4,341,005</b> |        | <b>\$ 1,966,909</b> |        | <b>\$ 2,185,262</b> |
| <b>Total Non Cap/Capital Exp</b>     |         | <b>\$ 4,467,969</b> |         | <b>\$ 6,306,463</b> |         | <b>\$ 4,563,084</b> |         | <b>\$ 6,429,075</b> |         | <b>\$ 4,661,052</b> |         | <b>\$ 6,555,366</b> |        | <b>\$ 3,464,476</b> |        | <b>\$ 4,466,053</b> |

Note (1): Non capital expenses for Years 2, 3, and 4 assume a 3% increase due to cost of inflation.

**City of Bloomington - Annexation**

Projected Non-Capital & Capital Expenses

Transit Department - **All Annexation Areas Combined**

September 10, 2021

**IF ALL AREAS ARE ANNEXED**

| Expense Items                            | Year 1 |                     |        |                     | Year 2 |                     |        |                     | Year 3 |                     |        |                     | Year 4 |                   |        |                   |
|--|--------|---------------------|--------|---------------------|--------|---------------------|--------|---------------------|--------|---------------------|--------|---------------------|--------|-------------------|--------|-------------------|
|  | Number | Minimum Costs       | Number | Maximum Costs       | Number | Minimum Costs       | Number | Maximum Costs       | Number | Minimum Costs       | Number | Maximum Costs       | Number | Minimum Costs     | Number | Maximum Costs     |
| <b>Non Capital Expenses</b>              |        |                     |        |                     |        |                     |        |                     |        |                     |        |                     |        |                   |        |                   |
| BT Access                                |        | \$ 192,000          |        | \$ 192,000          |        | \$ 197,760          |        | \$ 197,760          |        | \$ 203,693          |        | \$ 203,693          |        | \$ 209,804        |        | \$ 209,804        |
| Ivy Tech/Part 48 Industrial Park Service |        | \$ 250,698          |        | \$ 250,698          |        | \$ 258,219          |        | \$ 258,219          |        | \$ 265,966          |        | \$ 265,966          |        | \$ 273,944        |        | \$ 273,944        |
| S.Rogers/Fullerton Pk Operating Cost     |        | \$ 250,698          |        | \$ 250,698          |        | \$ 258,219          |        | \$ 258,219          |        | \$ 265,966          |        | \$ 265,966          |        | \$ 273,944        |        | \$ 273,944        |
| <b>Total Non Capital Expenses</b>        |        | <b>\$ 693,396</b>   |        | <b>\$ 693,396</b>   |        | <b>\$ 714,198</b>   |        | <b>\$ 714,198</b>   |        | <b>\$ 735,624</b>   |        | <b>\$ 735,624</b>   |        | <b>\$ 757,693</b> |        | <b>\$ 757,693</b> |
| <b>Capital Expenses</b>                  |        |                     |        |                     |        |                     |        |                     |        |                     |        |                     |        |                   |        |                   |
| BT Access Vans                           | 0.67   | \$ 53,333           | 0.67   | \$ 53,333           | 0.67   | \$ 53,333           | 0.67   | \$ 53,333           | 0.67   | \$ 53,333           | 0.67   | \$ 53,333           | 0.00   | \$ -              | 0.00   | \$ -              |
| Ivy Tech/Part 48 Industrial Park Capital | 0.33   | \$ 341,667          | 0.33   | \$ 341,667          | 0.33   | \$ 341,667          | 0.33   | \$ 341,667          | 0.33   | \$ 341,667          | 0.33   | \$ 341,667          | 0.00   | \$ -              | 0.00   | \$ -              |
| S.Rogers/Fullerton Pk Capital Cost       | 0.33   | \$ 341,667          | 0.33   | \$ 341,667          | 0.33   | \$ 341,667          | 0.33   | \$ 341,667          | 0.33   | \$ 341,667          | 0.33   | \$ 341,667          | 0.00   | \$ -              | 0.00   | \$ -              |
| <b>Total Capital Expenses</b>            |        | <b>\$ 736,667</b>   |        | <b>\$ 736,667</b>   |        | <b>\$ 736,667</b>   |        | <b>\$ 736,667</b>   |        | <b>\$ 736,667</b>   |        | <b>\$ 736,667</b>   |        | <b>\$ -</b>       |        | <b>\$ -</b>       |
| <b>Total Non Cap/Capital Exp</b>         |        | <b>\$ 1,430,063</b> |        | <b>\$ 1,430,063</b> |        | <b>\$ 1,450,865</b> |        | <b>\$ 1,450,865</b> |        | <b>\$ 1,472,290</b> |        | <b>\$ 1,472,290</b> |        | <b>\$ 757,693</b> |        | <b>\$ 757,693</b> |

Note (1): Years 2, 3, and 4 assume a 3% increase due to cost of inflation.

Service to Ivy Tech/Part 48 Industrial Park

\* 60 minute frequency 256 days annually, 6 am to 7 pm, \$75.33/hour (Year 1 - 2022) operating cost

\* \$1,000,000 for one (1) new electric bus + \$25,000 for stops and shelters

Service to Monroe Hospital area

\* 60 minute frequency 256 days annually, 6 am to 7 pm, \$75.33/hour (Year 1 - 2022) operating cost for 2022

\* \$1,000,000 for one (1) new diesel bus + \$25,000 for stops and shelters

BT Access service

\* 30 additional daily trips, \$25.00/per trip cost x 256 days

\* \$160,000 capital cost (\$80,000 each) for two (2) new BT Access vehicles

**City of Bloomington - Annexation**

Projected Non-Capital & Capital Expenses  
 Utilities Department - All Annexation Areas Combined  
 September 10, 2021

IF ALL AREAS ARE ANNEXED

| Expense Items                      | Year 1 |                   |        |                   | Year 2 |                   |        |                   | Year 3 |                   |        |                   | Year 4 |                   |        |                   |
|------------------------------------|--------|-------------------|--------|-------------------|--------|-------------------|--------|-------------------|--------|-------------------|--------|-------------------|--------|-------------------|--------|-------------------|
|                                    | Number | Minimum Costs     | Number | Maximum Costs     | Number | Minimum Costs     | Number | Maximum Costs     | Number | Minimum Costs     | Number | Maximum Costs     | Number | Minimum Costs     | Number | Maximum Costs     |
| <b>Non Capital Expenses</b>        |        |                   |        |                   |        |                   |        |                   |        |                   |        |                   |        |                   |        |                   |
| Stormwater Employees               | 6      | \$ 450,000        | 6      | \$ 450,000        | 6      | \$ 463,500        | 6      | \$ 463,500        | 6      | \$ 477,405        | 6      | \$ 477,405        | 6      | \$ 491,727        | 6      | \$ 491,727        |
| <b>Total Non Capital Expenses</b>  |        | <b>\$ 450,000</b> |        | <b>\$ 450,000</b> |        | <b>\$ 463,500</b> |        | <b>\$ 463,500</b> |        | <b>\$ 477,405</b> |        | <b>\$ 477,405</b> |        | <b>\$ 491,727</b> |        | <b>\$ 491,727</b> |
| <b>Capital Expenses</b>            |        |                   |        |                   |        |                   |        |                   |        |                   |        |                   |        |                   |        |                   |
| Service Truck, Dump Truck, Backhoe | 0.33   | \$ 62,333         | 0.33   | \$ 69,667         | 0.33   | \$ 62,333         | 0.33   | \$ 69,667         | 0.33   | \$ 62,333         | 0.33   | \$ 69,667         | 0.00   | \$ -              | 0.00   | \$ -              |
| Infrastructure                     | 0.33   | \$ 166,667        | 0.33   | \$ 333,333        | 0.33   | \$ 166,667        | 0.33   | \$ 333,333        | 0.33   | \$ 166,667        | 0.33   | \$ 333,333        | 0.00   | \$ -              | 0.00   | \$ -              |
| <b>Total Capital Expenses</b>      |        | <b>\$ 229,000</b> |        | <b>\$ 403,000</b> |        | <b>\$ 229,000</b> |        | <b>\$ 403,000</b> |        | <b>\$ 229,000</b> |        | <b>\$ 403,000</b> |        | <b>\$ -</b>       |        | <b>\$ -</b>       |
| <b>Total Non Cap/Capital Exp</b>   |        | <b>\$ 679,000</b> |        | <b>\$ 853,000</b> |        | <b>\$ 692,500</b> |        | <b>\$ 866,500</b> |        | <b>\$ 706,405</b> |        | <b>\$ 880,405</b> |        | <b>\$ 491,727</b> |        | <b>\$ 491,727</b> |

Note (1): Non capital expenses for Years 2, 3, and 4 assume a 3% increase due to cost of inflation.

# City of Bloomington

Revenue Projections - Combined Annexation Areas

September 10, 2021

## COMBINED ANNEXATION AREAS - REVENUE PROJECTIONS

| REVENUE SOURCE                                     | PAY YEAR 1           | PAY YEAR 2           | PAY YEAR 3           | PAY YEAR 4           |
|--|----------------------|----------------------|----------------------|----------------------|
| <b>Bloomington City Impacts</b>                    |                      |                      |                      |                      |
| Annexation Adjustment (Max Levy)                   | \$ 8,285,971         | \$ 8,609,124         | \$ 8,944,880         | \$ 9,293,730         |
| CCD Rate Reestablishment                           | \$ 553,497           | \$ 570,102           | \$ 587,205           | \$ 604,821           |
| Less: Property Tax Cap Credits                     | \$ (569,891)         | \$ (592,117)         | \$ (615,209)         | \$ (639,202)         |
| <b>Equals: Subtotal - Net Property Tax</b>         | <b>\$ 8,269,577</b>  | <b>\$ 8,587,109</b>  | <b>\$ 8,916,876</b>  | <b>\$ 9,259,349</b>  |
| <b>Plus Local Income Tax:</b>                      |                      |                      |                      |                      |
| LIT Certified Shares                               | \$ -                 | \$ 939,683           | \$ 1,178,005         | \$ 1,260,015         |
| LIT Public Safety                                  | \$ -                 | \$ 430,203           | \$ 478,564           | \$ 492,920           |
| <b>Equals: Subtotal - Local Income Tax</b>         | <b>\$ -</b>          | <b>\$ 1,369,886</b>  | <b>\$ 1,656,568</b>  | <b>\$ 1,752,935</b>  |
| <b>Plus - Highway/Related Revenue:</b>             |                      |                      |                      |                      |
| Motor Vehicle Highway Distribution                 | \$ 327,158           | \$ 327,158           | \$ 327,158           | \$ 327,158           |
| Local Road & Street Distribution                   | \$ 191,793           | \$ 191,793           | \$ 191,793           | \$ 191,793           |
| Wheel Tax  | \$ 314,042           | \$ 314,042           | \$ 314,042           | \$ 314,042           |
| Motor Vehicle/Aircraft Excise Tax                  | \$ 255,220           | \$ 265,174           | \$ 275,516           | \$ 286,261           |
| Commercial Vehicle Excise Tax (CVET)               | \$ 17,691            | \$ 18,370            | \$ 19,076            | \$ 19,808            |
| <b>Equals: Subtotal - Highway/Related Revenue</b>  | <b>\$ 1,105,904</b>  | <b>\$ 1,116,537</b>  | <b>\$ 1,127,584</b>  | <b>\$ 1,139,062</b>  |
| <b>Plus - Other Revenue:</b>                       |                      |                      |                      |                      |
| Financial Institutions Tax (FIT)                   | \$ 65,394            | \$ 67,905            | \$ 70,513            | \$ 73,221            |
| ABC Excise Tax                                     | \$ 15,253            | \$ 15,848            | \$ 16,466            | \$ 17,108            |
| ABC Gallonage Tax                                  | \$ 34,117            | \$ 35,448            | \$ 36,830            | \$ 38,267            |
| Cigarette Tax                                      | \$ 38,709            | \$ 40,218            | \$ 41,787            | \$ 43,417            |
| Riverboat Wagering Distribution                    | 83,095               | 83,095               | 83,095               | 83,095               |
| <b>Equals: Subtotal - Other Revenue</b>            | <b>\$ 236,568</b>    | <b>\$ 242,514</b>    | <b>\$ 248,691</b>    | <b>\$ 255,107</b>    |
| <b>Total - City Impact Projections - All Areas</b> | <b>\$ 9,612,050</b>  | <b>\$ 11,316,046</b> | <b>\$ 11,949,719</b> | <b>\$ 12,406,454</b> |
| <b>Storm Water Impact - Storm Collection Fees</b>  | <b>\$ 230,545</b>    | <b>\$ 230,545</b>    | <b>\$ 230,545</b>    | <b>\$ 230,545</b>    |
| <b>Bloomington Transit Impacts</b>                 |                      |                      |                      |                      |
| Annexation Adjustment (Max Levy)                   | \$ 415,219           | \$ 431,413           | \$ 448,238           | \$ 465,719           |
| Less: Property Tax Cap Credits                     | \$ (28,914)          | \$ (30,042)          | \$ (31,213)          | \$ (32,431)          |
| <b>Equals: Subtotal - Net Property Tax</b>         | <b>\$ 386,306</b>    | <b>\$ 401,371</b>    | <b>\$ 417,025</b>    | <b>\$ 433,289</b>    |
| <b>Plus: Other Revenue</b>                         |                      |                      |                      |                      |
| Financial Institutions Tax (FIT)                   | \$ 3,334             | \$ 3,464             | \$ 3,599             | \$ 3,739             |
| Motor Vehicle/Aircraft Excise Tax                  | \$ 13,011            | \$ 13,518            | \$ 14,046            | \$ 14,593            |
| Commercial Vehicle Excise Tax (CVET)               | \$ 902               | \$ 937               | \$ 974               | \$ 1,012             |
| LIT Certified Shares                               | \$ -                 | \$ 40,133            | \$ 50,312            | \$ 53,815            |
| <b>Equals: Subtotal - Other Revenue</b>            | <b>\$ 17,247</b>     | <b>\$ 58,053</b>     | <b>\$ 68,930</b>     | <b>\$ 73,159</b>     |
| <b>Total - Bloomington Transit Impacts</b>         | <b>\$ 403,552</b>    | <b>\$ 459,424</b>    | <b>\$ 485,955</b>    | <b>\$ 506,448</b>    |
| <b>Grand Total - All Area Impacts</b>              | <b>\$ 10,246,147</b> | <b>\$ 12,006,015</b> | <b>\$ 12,666,219</b> | <b>\$ 13,143,446</b> |

## City of Bloomington

Summary of the Revenue Impact on the Overlapping Units in the Annexation Areas  
September 10, 2021

| Unit  | Total Revenue (1) | Circuit Breaker (Increase)/ Decrease | 2021 Total Certified Property Tax Levy (2) | Circuit Breaker Increase as % of Property Tax Levy | Projected Other Allocation Adjustments from Annexation | Levy Increase projection - 2021-2025 (based on 3.9% growth * 4 years) | Less: Circuit Breaker and Annexation Allocation Adjustments | Equals: Net Effect |
|---|-------------------|--------------------------------------|--|--|--|---|---|--------------------|
| Monroe County Impact Projections                            | \$ 79,057,281     | \$ (153,770)                         | \$ 31,422,775                              | 0.49%  | \$ (1,742,373)   | \$ 5,196,246  | \$ (1,896,143)  | \$ 3,300,103       |
| Town of Ellettsville Impact Projections                     | \$ 4,634,943      | \$ -                                 | \$ 1,953,121                               | 0.00%  | \$ (55,607)  | \$ 322,979  | \$ (55,607)   | \$ 267,372         |
| Town of Stinesville Impact Projections                      | \$ 39,233         | \$ -                                 | \$ 10,651                                  | 0.00%  | \$ (358)   | \$ 1,761  | \$ (358)  | \$ 1,403           |
| Monroe County Schools Impact Projections                    | \$121,721,376     | \$ (449,804)                         | \$ 43,042,895                              | 1.05%  | \$ (114,466)   | \$ 7,117,814  | \$ (564,270)  | \$ 6,553,544       |
| Richland- Bean Blossom Community Schools Impact Projections | \$ 27,926,680     | \$ 182,252                           | \$ 10,640,799                              | -1.71%   | \$ (20,412)  | \$ 1,759,622  | \$ 161,840  | \$ 1,921,462       |
| Monroe County Public Library Impact Projections             | \$ 11,028,299     | \$ (36,280)                          | \$ 7,252,622                               | 0.50%  | \$ (140,278)   | \$ 1,199,334  | \$ (176,558)  | \$ 1,022,776       |
| Benton Township Impact Projections                          | \$ 608,749        | \$ 481                               | \$ 370,045                                 | -0.13%   | \$ (6,683)   | \$ 61,193   | \$ (6,202)  | \$ 54,991          |
| Bloomington Township Impact Projections                     | \$ 3,472,102      | \$ 4,006                             | \$ 320,528                                 | -1.25%   | \$ (33,928)  | \$ 53,004   | \$ (29,923)   | \$ 23,082          |
| Perry Township Impact Projections                           | \$ 996,558        | \$ (12,891)                          | \$ 746,990                                 | 1.73%  | \$ (23,958)  | \$ 123,526  | \$ (36,849)   | \$ 86,677          |
| Richland Township Impact Projections                        | \$ 1,210,544      | \$ 7,414                             | \$ 1,019,924                               | -0.73%   | \$ (19,171)  | \$ 168,660  | \$ (11,756)   | \$ 156,904         |
| Salt Creek Township Impact Projections                      | \$ 306,375        | \$ 220                               | \$ 218,258                                 | -0.10%   | \$ (4,200)   | \$ 36,092   | \$ (3,980)  | \$ 32,112          |
| Van Buren Township Impact Projections                       | \$ 3,129,979      | \$ 3,005                             | \$ 438,279                                 | -0.69%   | \$ (55,605)  | \$ 72,476   | \$ (52,600)   | \$ 19,876          |
| Monroe Fire Protection District Impact Projections          | \$ 13,564,934     | \$ (314,662)                         | \$ 9,226,153                               | 3.41%  | \$ (60,279)  | \$ 1,525,688  | \$ (374,941)  | \$ 1,150,747       |
| Monroe County Solid Waste District Impact Projections       | \$ 3,013,002      | \$ (10,923)                          | \$ 2,183,670                               | 0.50%  | \$ (5,683)   | \$ 361,104  | \$ (16,606)   | \$ 344,498         |

Note (1): Total revenue based on 2020 DLGF Certified levies & circuit breaker & 2020 Gateway Receipts Reports. Budgets based on 2020 Gateway Line-item Estimates (available funds only)

Note (2): 2021 Certified Levies were used instead of 2020, as this would be an unfair representation of the impact to Monroe Fire Protection District (2020 levy = \$2.06 million 2021 levy = \$9.23 million)



**City of Bloomington**

Overlapping Units in the Annexation Areas

**Monroe County Impact Projections**

September 10, 2021

|  | <u>Total All Funds</u> | <u>Impact from Annexation</u>   | <u>Allocation</u>                  | <u>Source of Revenue</u>  | <u>Explanation of the calculation</u>   |
|--|------------------------|---|------------------------------------|---|---|
| Budget   | \$ 68,600,814          |   |                                    | Gateway - Line-Item Budget Estimate (Form 1)  |   |
| Revenues:  |                        |   |                                    |   |   |
| Property Taxes                                     | \$ 30,331,366          | \$ -  |                                    | Total Property Tax Levy 2020 Parcel by parcel: Circuit Breaker report from fiscal plan & 2020 DLGF CB Report  |   |
| Circuit Breaker                                    | \$ (415,960)           | \$ (153,770)  | Reduction in taxes                 | Revenue/Property Tax Levy per tax district  | Allocated per taxing district   |
| Vehicle Excise, FIT, and CVET Taxes                | \$ 2,492,504           | \$ (81,782)   | Reduction in taxes                 | Certifications; see separate worksheet for calculations   | See separate spreadsheet  |
| Local Income Taxes (CS, PS, Special)               | \$ 19,431,814          | \$ (940,638)  | Reduction in taxes                 | See separate gasoline tax calculations  | See #1 below  |
| Gasoline Taxes (MVH, LRS) & Wheel Tax              | \$ 6,774,848           | \$ (839,016)  | Corresponding service reduction    | Rate for County - approx impact based on % uninc going to City  | Fee will not be billed in the annexation area (Rate differential)   |
| Storm Water Fees                                   | \$ 2,502,746           | \$ (855,892)  | Corresponding service reduction    | Richland Township fire rate will be eliminated  | 2020 levy attributable to 2020 Richland fire rate proportional to annexation av (approx 49% of Westside TIF AV)   |
| TIF Revenue  | \$ 3,104,163           | \$ (54,465)   | City considering funding reduction |   |   |
| Other Non-impacted Revenue                         | \$ 14,835,800          | \$ -  |                                    |   |   |
| Total Revenues, excludes Fiduciary Funds           | \$ 79,057,281          |   |                                    | Includes: General Fund, Reassessment, 2018 GO Bond, 2019 GO Bond, MVH, MVH Restricted, LRS, Cume Bridge, Health, Election, Aviation, CCD, County Major Bridge, LIT Public Safety, E911, Juvenile Facility, Storm Water Mngt, Westside Tif, 46 TIF, Fullerton TIF, Rainy Day | Includes operating and debt service funds. Other funds are agency, special-purpose, payroll, etc. These funds, all else equal, should not be directly impacted by annexation. They will only be impacted to the extent that activity within the funds is subsidized by the operating funds listed |
| December 31, 2020 Cash (2021 not yet posted)       | \$ 66,420,665          |   |                                    |   |   |
| Annexation Impact, net of service level reductions | \$ (1,896,143)         |   |                                    |   |   |
| Cash as a % of Annual Revenue                      | 84%                    |   |                                    |   |   |
| Revenue in surplus/(deficit) of Budget:            | \$ 8,560,324           | <<<The County should have revenue (funds shown) to cover the impact, and still surplus (based on 2020 data, all else equal) |                                    |   |   |

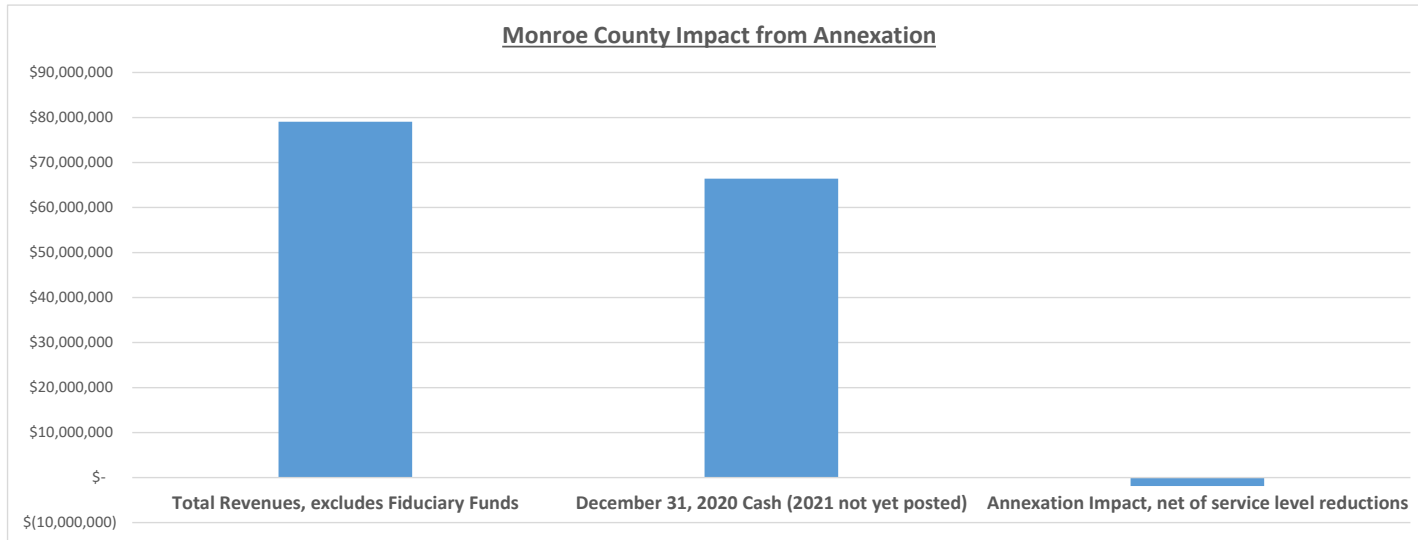
NOTE: Currently, Monroe County's total LIT rate is 1.3450%, which is the 33rd lowest LOIT tax rate in the State. A LIT rate of approximately .1% would replace the impact, net of service level reductions, from annexation.

**City of Bloomington**

Overlapping Units in the Annexation Areas

**Monroe County Impact Projections**

September 10, 2021



**City of Bloomington**

Overlapping Units in the Annexation Areas

**Monroe County Impact Projections**

September 10, 2021

**County Street Funding Impact:**

MVH and LRS combined budgets times 12.1% (road mile reduction)  
\$ 1,012,543

MVH and LRS combined impact from annexation  
\$ 839,016

Revenue surplus /(deficit) based on service reduction: \$ 173,527

This implies that the County will have more revenue than it needs to maintain its remaining roads (based on current cost/mile)

**1. MVH Distribution:** 53% to INDOT; 32% to Counties; and 15% to Cities and Towns

County Distribution: 5% Equal; 65% road mileage, 30% vehicle registrations

|   |       |                                   |
|---|-------|-----------------------------------|
| County-wide road miles                    | 714   | Per AOS 2021 Distribution Factors |
| Less: Annexation road miles               | 86.38 |                                   |
| Equals: County Road miles post annexation | 628   |                                   |
| % reduction in road miles                 | 12.1% |                                   |

|   |    |           |
|---|----|-----------|
| MVH Distribution (Part is not controlled by this formula) |    |           |
| 2020  | \$ | 4,145,113 |
| Road miles based  |    | 65%       |
| Portion of MVH based on road miles                        | \$ | 2,694,324 |
| Times: % reduction in road miles                          |    | 12.1%     |
| Equals: Projected MVH Impact:                             | \$ | 325,910   |

**2. Wheel Tax Distribution**

Distribution is based on a two step process: Same as LRS

Step 1: determines the county total allocation for each county on the basis of passenger car registrations

Step 2: Distribution formula for counties over 50,000 population

Distribution: 60% Population; 40% road mileage

|   |       |  |
|---|-------|--|
| Monroe County:                            |       |  |
| Road miles                                | 714   |  |
| Less: Annexation road miles               | 86.38 |  |
| Equals: County Road miles post annexation | 628   |  |
| % reduction in road miles                 | 12.1% |  |

**City of Bloomington**

Overlapping Units in the Annexation Areas

**Monroe County Impact Projections**

September 10, 2021

|   |  |        |
|---|--|--------|
| Population Unincorporated                     |  | 50,993 |
| Less: Annexation population                   |  | 14,262 |
| County Population after Annexation            |  | 36,731 |
| % reduction in unincorporated area population |  | 28.0%  |

|   |    |           |
|---|----|-----------|
| Wheel Tax Distribution                  |    |           |
| 2020 amount                             | \$ | 1,471,397 |
| Road miles based                        |    | 40%       |
| Portion based on road miles             | \$ | 588,559   |
| Times: % reduction in road miles        |    | 12.1%     |
| Equals: Projected annexation allocation | \$ | 71,193    |

|   |    |         |
|---|----|---------|
| Population based                        |    | 60%     |
| Portion based on population             | \$ | 882,838 |
| Times: % reduction in population        |    | 28.0%   |
| Equals: Projected annexation allocation | \$ | 246,917 |

**3. LRS Distribution:** 55% to INDOT; 45% to Counties, Cities and Towns

Distribution is based on a two step process:

Step 1: Determines the county total allocation for each county on the basis of passenger car registrations

Step 2: Distribution formula for counties over 50,000 population

Distribution: 60% Population; 40% road mileage

**City of Bloomington**

Overlapping Units in the Annexation Areas

**Monroe County Impact Projections**

September 10, 2021

|   |              |                                   |
|---|--------------|-----------------------------------|
| Monroe County:                                |              |                                   |
| State-wide County Road Miles (2020 Data)      | 65,215       | Per AOS 2021 Distribution Factors |
| Annexation road miles                         | 86.38        |                                   |
| % reduction in road miles                     | 0.1%         |                                   |
|   |              |                                   |
| Population Unincorporated                     | 50,993       |                                   |
| Less: Annexation population                   | 14,262       |                                   |
| County Population after Annexation            | 36,731       |                                   |
| % reduction in unincorporated area population | 28.0%        |                                   |
|   |              |                                   |
| LRS Distribution                              |              |                                   |
| 2020 amount                                   | \$ 1,158,338 |                                   |
| Road miles based                              | 40%          |                                   |
| Portion based on road miles                   | \$ 463,335   |                                   |
| Times: % reduction in road miles              | 0.1%         |                                   |
| Equals: Projected annexation allocation       | \$ 614       |                                   |
|   |              |                                   |
| Population based                              | 60%          |                                   |
| Portion based on population                   | \$ 695,003   |                                   |
| Times: % reduction in population              | 28.0%        |                                   |
| Equals: Projected annexation allocation       | \$ 194,382   |                                   |

**City of Bloomington**  
 Overlapping Units in the Annexation Areas  
**Town of Ellettsville Impact Projections**  
 September 10, 2021

|  | <u>Total All Funds</u> | <u>Impact from Annexation</u> | <u>Source of Revenue</u>   |
|--|------------------------|-------------------------------|--|
| Budget   | \$ 4,202,126           |                               |  |
| Revenues:  |                        |                               |  |
| Property Taxes                                     | \$ 1,777,469           |                               | Property Tax Levies - Circuit Breaker Impact   |
| Circuit Breaker                                    | \$ (122,260)           | \$ -                          | Ellettsville is outside of impacted taxing districts   |
| Riverboat, ABC, Cigarette Taxes                    | \$ 73,510              | \$ (294)                      | Impact of the additional 14,377 to the statewide calc is .004  |
| Vehicle Excise, FIT, and CVET Taxes                | \$ 114,420             | \$ -                          | Revenue/Property Tax Levy per tax district   |
| Local Income Taxes (CS, PS)                        | \$ 1,064,935           | \$ (54,103)                   | Based on prior year property tax levy and cert. shares   |
| Building & Sign Permits                            | \$ 97,097              | \$ -                          | 2020 Gateway Receipts Report   |
| Earning on Investments                             | \$ 14,626              | \$ -                          | 2020 Gateway Receipts Report   |
| Cable TV   | \$ 36,335              |                               | 2020 Gateway Receipts Report   |
| EMS  | \$ -                   |                               | 2020 Gateway Receipts Report   |
| Other Receipts                                     | \$ 400,644             | \$ -                          | 2020 Gateway Receipts Report   |
| Gasoline Taxes (MVH, LRS, Wheel)                   | \$ 453,862             | \$ (1,211)                    | 2020 Gateway Receipts Report   |
| PILOT  | \$ 76,900              | \$ -                          | 2020 Gateway Receipts Report   |
|  |                        |                               | This is 100% funded by Richland Township. Reduced by the amount of reduction in Fire net AV. Offset due to Ellettsville no longer providing Fire Protection. |
| Fire Contract                                      | \$ 647,406             | \$ (195,567)                  |  |
| Total Revenues                                     | \$ 4,634,943           |                               |  |
| December 31, 2020 Cash Balance, no utility         | \$ 2,909,242           |                               |  |
| Annexation Impact, net of service level reductions | \$ (55,607)            |                               |  |
| Cash as a % of Annual Revenue                      | 63%                    |                               |  |
| Revenue in surplus/(deficit) of Budget:            | \$ 377,209             |                               | The Town should have enough revenue to surplus post-annexation (based on 2020 data)  |

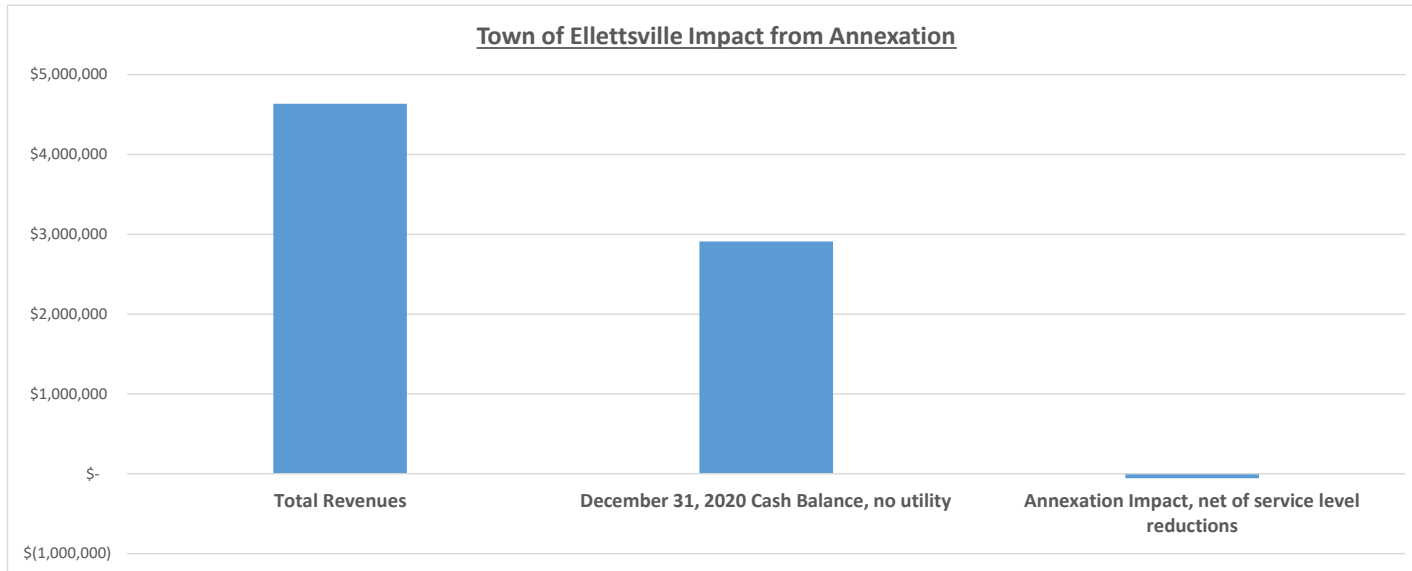


**City of Bloomington**

Overlapping Units in the Annexation Areas

**Town of Ellettsville Impact Projections**

September 10, 2021



**1. MVH Distribution:** 53% to INDOT; 32% to Counties; and 15% to Cities and Towns

City/Town distribution is 100% population

Total City/Town road miles is over 18,700. The annexation results in an increase of the denominator of .005

|                       |    |         |
|-----------------------|----|---------|
| MVH Distribution      | \$ | 242,107 |
| Times: Factor         |    | 0.5%    |
| Equals: MVH reduction | \$ | 1,211   |

**2. Wheel Tax Distribution**

Distribution is based on a two step process: Same as LRS

Step 1: Determines the county total allocation for each county on the basis of passenger car registrations

Step 2: Distribution formula for counties over 50,000 population

Distribution: 60% Population; 40% road mileage

Road mile based distribution remains the same. Road miles goes from County to City.

Population based distribution remains the same. Population goes from County to City.

**City of Bloomington**

Overlapping Units in the Annexation Areas

**Town of Ellettsville Impact Projections**

September 10, 2021

**3. LRS Distribution:** 55% to INDOT; 45% to Counties, Cities and Towns

Distribution is based on a two step process:

Step 1: Determines the county total allocation for each county on the basis of passenger car registrations

Step 2: Distribution formula for counties over 50,000 population

Distribution: 60% Population; 40% road mileage

Road mile based distribution remains the same. Road miles goes from County to City.

Population based distribution remains the same. Population goes from County to City.

**City of Bloomington**

Overlapping Units in the Annexation Areas

**Town of Stinesville Impact Projections**

September 10, 2021

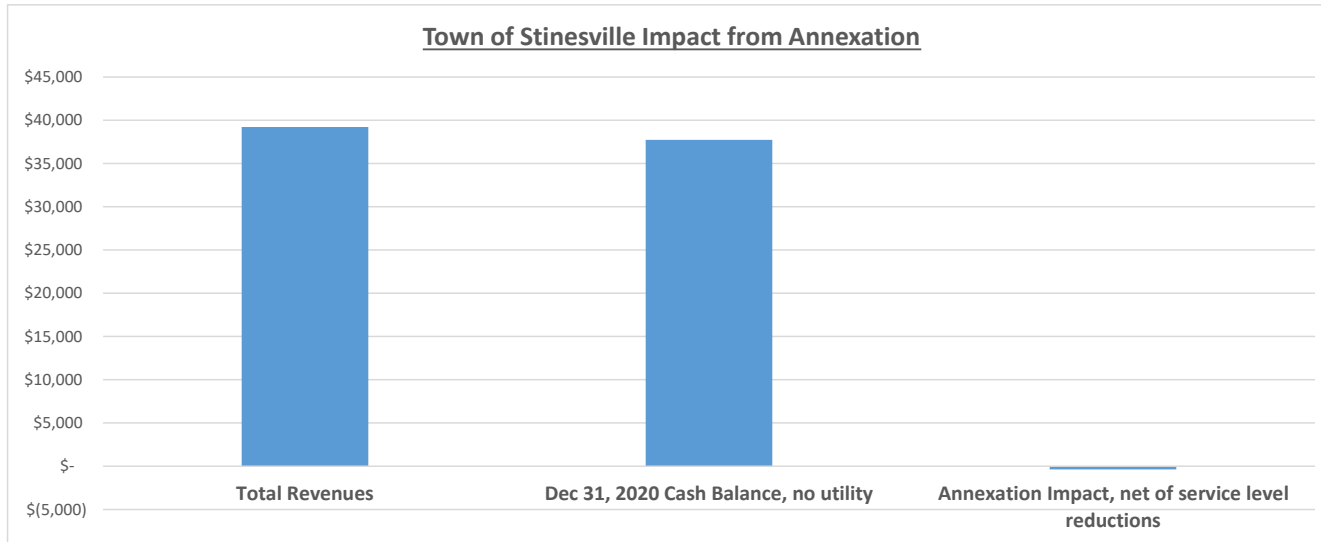
|  | <u>Total All Funds</u> | <u>Impact from Annexation</u> | <u>Source of Revenue</u>  | <u>Explanation of the calculation</u>                         |
|--|------------------------|-------------------------------|---|---|
| Budget   | \$ 67,851              |                               |   |   |
| Revenues:  |                        |                               |   |   |
| Property Taxes                                     | \$ 12,899              |                               | Property Tax Levies - Circuit Breaker Impact  |   |
| Circuit Breaker                                    | \$ (58)                | \$ -                          | No impact - no overlap  |   |
| Riverboat, ABC, Cigarette Taxes                    | \$ 1,028               | \$ (4)                        | State-wide city/town distribution formula   | Impact of the additional 14,377 to the statewide calc is .004 |
| Vehicle Excise, FIT, and CVET Taxes                | \$ 45                  | \$ -                          | No impact - no overlap  | Allocated per taxing district                                 |
| Local Income Taxes (CS, PS)                        | \$ 6,168               | \$ (316)                      | Based on prior year property tax levy and cert. shares  | See Spreadsheet   |
| Earning on Investments                             | \$ 12                  | \$ -                          | 2020 Gateway Receipts Report  |   |
| Refunds and Reimbursements                         | \$ 1                   | \$ -                          | 2020 Gateway Receipts Report  |   |
| Cable TV   | \$ 1,124               | \$ -                          | 2020 Gateway Receipts Report  |   |
| Other Receipts                                     | \$ 1,845               | \$ -                          | 2020 Gateway Receipts Report  |   |
| Gasoline Taxes (MVH, LRS, Wheel)                   | \$ 12,357              | \$ (38)                       | State-wide city/town distribution formula   | See #1 below  |
| Total Revenues                                     | \$ 39,233              |                               |   |   |
| Dec 31, 2020 Cash Balance, no utility              | \$ 37,729              |                               |   |   |
| Annexation Impact, net of service level reductions | \$ (358)               |                               | No service-level reductions anticipated   |   |
| Cash as a % of Budget                              | 56%                    |                               |   |   |
| Revenue in surplus/(deficit) of Budget:            | \$ (28,976)            |                               | <<<Plan for unused appropriation, budget reduction, or cash spend-down<br>(Deficit attributable to annexation = 1%) |   |

**City of Bloomington**

Overlapping Units in the Annexation Areas

**Town of Stinesville Impact Projections**

September 10, 2021



**City of Bloomington**

Overlapping Units in the Annexation Areas

**Town of Stinesville Impact Projections**

September 10, 2021

**1. MVH Distribution:** 53% to INDOT; 32% to Counties; and 15% to Cities and Towns

City/Town distribution is 100% population

Total City/Town road miles is over 18,700. The annexation results in an increase of the denominator of .005

|                       |    |       |
|-----------------------|----|-------|
| MVH Distribution      | \$ | 7,516 |
| Times: Factor         |    | 0.5%  |
| Equals: MVH reduction | \$ | 38    |

**2. Wheel Tax Distribution**

Distribution is based on a two step process: Same as LRS

Step 1: determines the county total allocation for each county on the basis of passenger car registrations

Step 2: Distribution formula for counties over 50,000 population

Distribution: 60% Population; 40% road mileage

Road mile based distribution remains the same. Road miles goes from County to City.

Population based distribution remained the same. Population goes from County to City.

**3. LRS Distribution:** 55% to INDOT; 45% to Counties, Cities and Towns

Distribution is based on a two step process:

Step 1: determines the county total allocation for each county on the basis of passenger car registrations

Step 2: Distribution formula for counties over 50,000 population

Distribution: 60% Population; 40% road mileage

Road mile based distribution remains the same. Road miles goes from County to City.

Population based distribution remained the same. Population goes from County to City.

**City of Bloomington**

Overlapping Units in the Annexation Areas

**Monroe County Schools Impact Projections**

September 10, 2021

|   | <u>Total All Funds</u> | <u>Impact from Annexation</u>   | <u>Source of Revenue</u>                   |
|---|------------------------|---|--|
| Budget                                  | \$ 130,478,467         |   |  |
| Revenues:                               |                        |   |  |
| Property Taxes                          | \$ 41,705,915          | \$ -  |  |
| Circuit Breaker                         | \$ (423,326)           | \$ (449,804)  | See fiscal plan impact                     |
| Vehicle Excise, FIT, and CVET Taxes     | \$ 3,324,783           | \$ (114,466)  | Revenue/Property Tax Levy Per Tax District |
| Transfer Tuition from Other School      | \$ 11,330              | \$ -  | IDOE 2020 Calendar Year Data               |
| State Tuition Support                   | \$ 73,013,230          | \$ -  | IDOE 2020 Calendar Year Data               |
| Student and Adult Fees                  | \$ 1,337,251           | \$ -  | IDOE 2020 Calendar Year Data               |
| Rentals                                 | \$ 405,416             | \$ -  | IDOE 2020 Calendar Year Data               |
| Other Revenue and Local Souces          | \$ 409,617             | \$ -  | IDOE 2020 Calendar Year Data               |
| Earning on Investments                  | \$ 3,941,369           | \$ -  | IDOE 2020 Calendar Year Data               |
| Congressional Interest                  | \$ 649                 | \$ -  | IDOE 2020 Calendar Year Data               |
| Common School Funds Wihheld             | \$ 298,920             | \$ -  | IDOE 2020 Calendar Year Data               |
| Summer School                           | \$ 250,961             | \$ -  | IDOE 2020 Calendar Year Data               |
| Medicaid Reimbursement                  | \$ 72,556              | \$ -  | IDOE 2020 Calendar Year Data               |
| Reimbursements                          | \$ 697,489             | \$ -  | IDOE 2020 Calendar Year Data               |
| Other Revenue from Federal Sources      | \$ -                   | \$ -  | IDOE 2020 Calendar Year Data               |
| <b>Total Revenues</b>                   | <b>\$ 121,721,376</b>  |   |  |
| Dec 31, 2020 Cash Balance               | \$ 27,504,360          |   | IDOE 2020 Calendar Year Data               |
| impact from annexation                  | \$ (564,270)           | No service-level reductions anticipated   |  |
| Cash as a % of Budget                   | 21%                    |   |  |
| Revenue in surplus/(deficit) of Budget: | \$ (9,321,361)         | <<<Plan for unused appropriation, budget reduction, or cash spend-down<br>(Deficit attributable to annexation = 9%) |  |

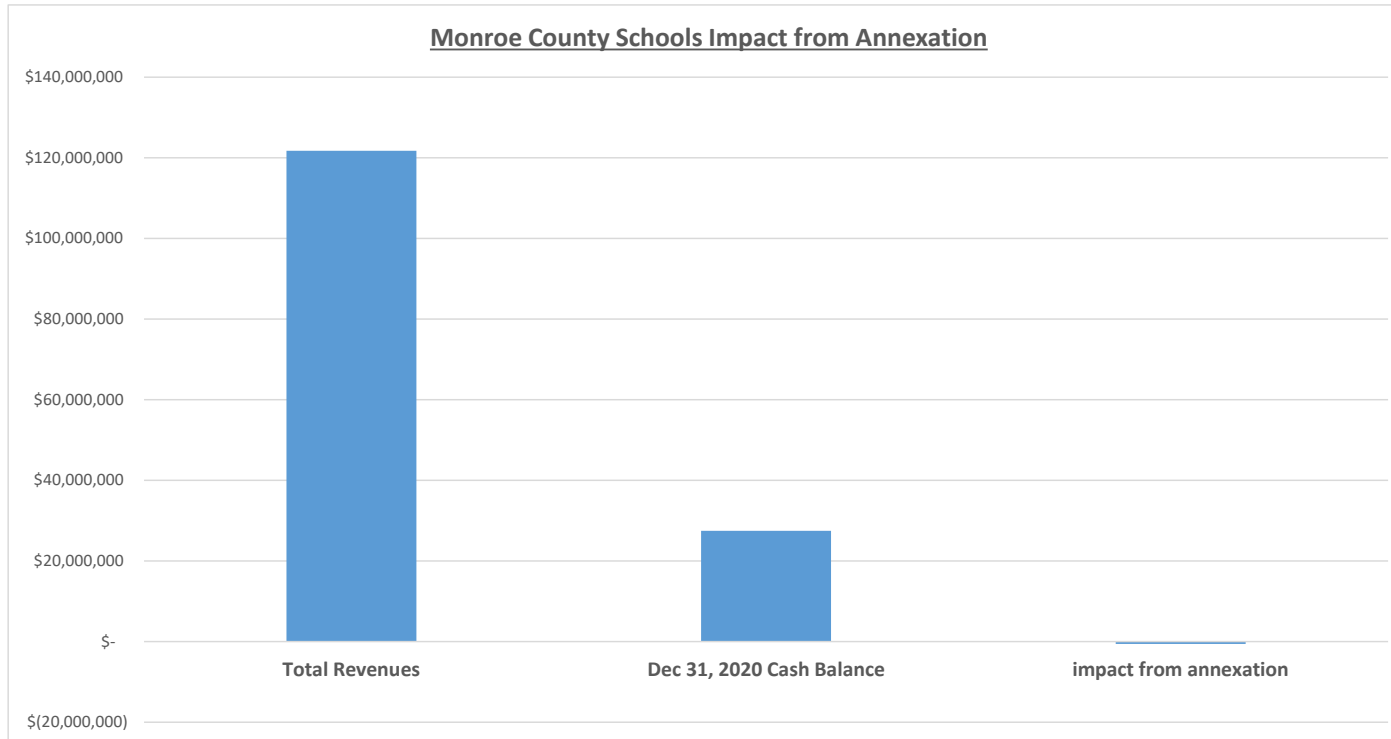


**City of Bloomington**

Overlapping Units in the Annexation Areas

**Monroe County Schools Impact Projections**

September 10, 2021



**City of Bloomington**

Overlapping Units in the Annexation Areas

**Richland- Bean Blossom Community Schools Impact Projections**

September 10, 2021

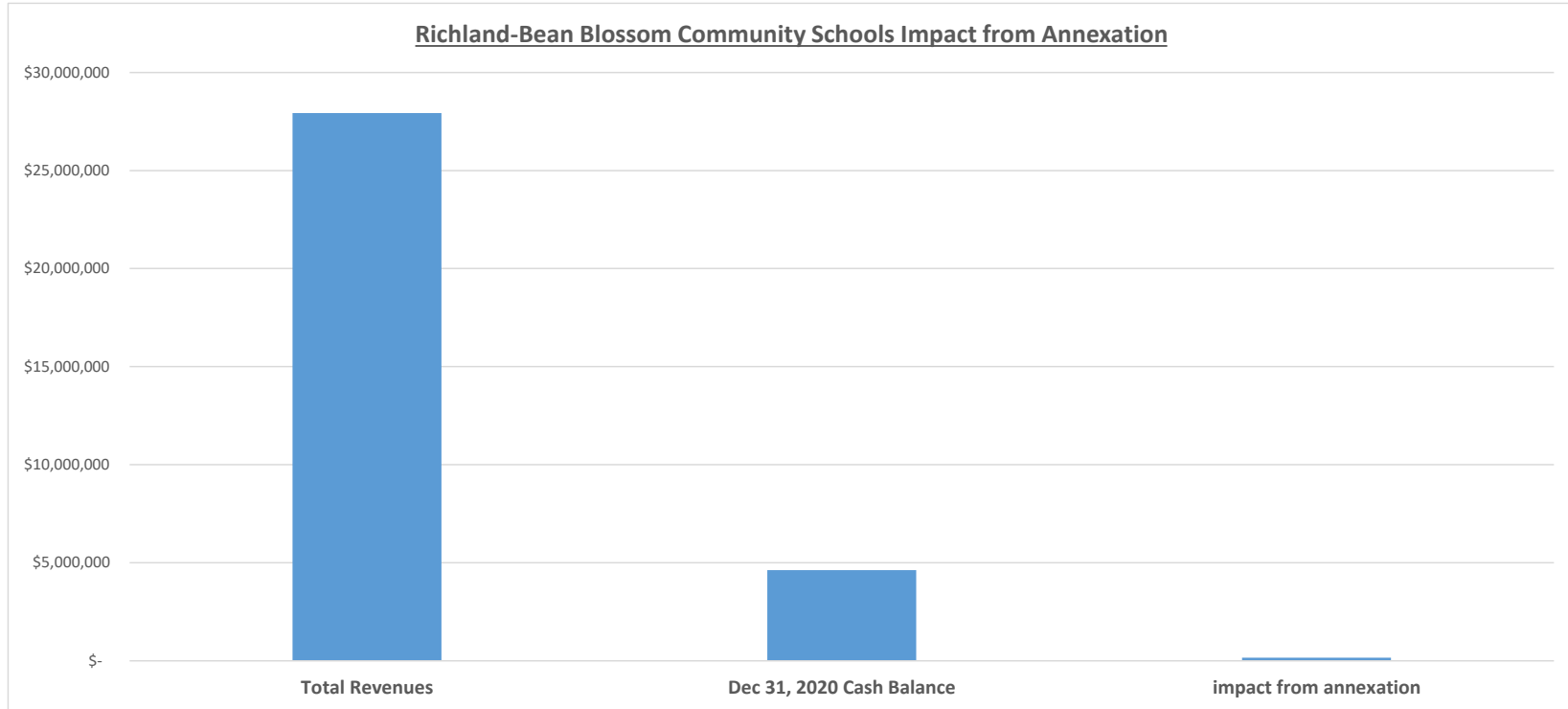
|  | <u>Total All Funds</u> | <u>Impact from Annexation</u>  | <u>Source of Revenue</u>                     |
|--|------------------------|--|--|
| Budget   | \$ 27,551,183          |  |  |
| Revenues:                                      |                        |  |  |
| Property Taxes                                 | \$ 8,918,993           |  | Property Tax Levies - Circuit Breaker Impact |
| Circuit Breaker                                | \$ (182,252)           | \$ 182,252   | See fiscal plan impact                       |
| Vehicle Excise, FIT, and CVET Taxes            | \$ 866,925             | \$ (20,412)  | Revenue/Property Tax Levy per tax district   |
| State Tuition Support                          | \$ 17,882,937          |  | IDOE 2020 Calendar Year Data                 |
| Student and Adult Fees                         | \$ 44,479              | \$ -   | IDOE 2020 Calendar Year Data                 |
| Other Fees                                     | \$ 52,890              | \$ -   | IDOE 2020 Calendar Year Data                 |
| Rentals  | \$ 10,919              | \$ -   | IDOE 2020 Calendar Year Data                 |
| Other Revenue and Local Sources                | \$ 246,542             | \$ -   | IDOE 2020 Calendar Year Data                 |
| Contributions and Donation from Private Source | \$ 125                 | \$ -   | IDOE 2020 Calendar Year Data                 |
| Earning on Investments                         | \$ 24,779              | \$ -   | IDOE 2020 Calendar Year Data                 |
| Congressional Interest                         | \$ 75                  | \$ -   | IDOE 2020 Calendar Year Data                 |
| Summer School                                  | \$ 10,412              | \$ -   | IDOE 2020 Calendar Year Data                 |
| Disposal of Property                           | \$ 1,574               | \$ -   | IDOE 2020 Calendar Year Data                 |
| Reimbursements                                 | \$ 10,339              | \$ -   | IDOE 2020 Calendar Year Data                 |
| Other Revenue from Federal & State Sources     | \$ 37,944              | \$ -   | IDOE 2020 Calendar Year Data                 |
| <b>Total Revenues</b>                          | <b>\$ 27,926,680</b>   |  |  |
| Dec 31, 2020 Cash Balance                      | \$ 4,621,218           |  | IDOE 2020 Calendar Year Data                 |
| impact from annexation                         | \$ 161,840             | No service-level reductions anticipated  |  |
| Cash as a % of Budget                          | 17%                    |  |  |
| <br>Revenue in surplus/(deficit) of Budget:    | <br>\$ 537,337         | <br>The School should have enough revenue to surplus and still cover the impact (based on 2020 data) |  |

**City of Bloomington**

Overlapping Units in the Annexation Areas

**Richland- Bean Blossom Community Schools Impact Projections**

September 10, 2021



**City of Bloomington**

Overlapping Units in the Annexation Areas

**Monroe County Public Library Impact Projections**

September 10, 2021

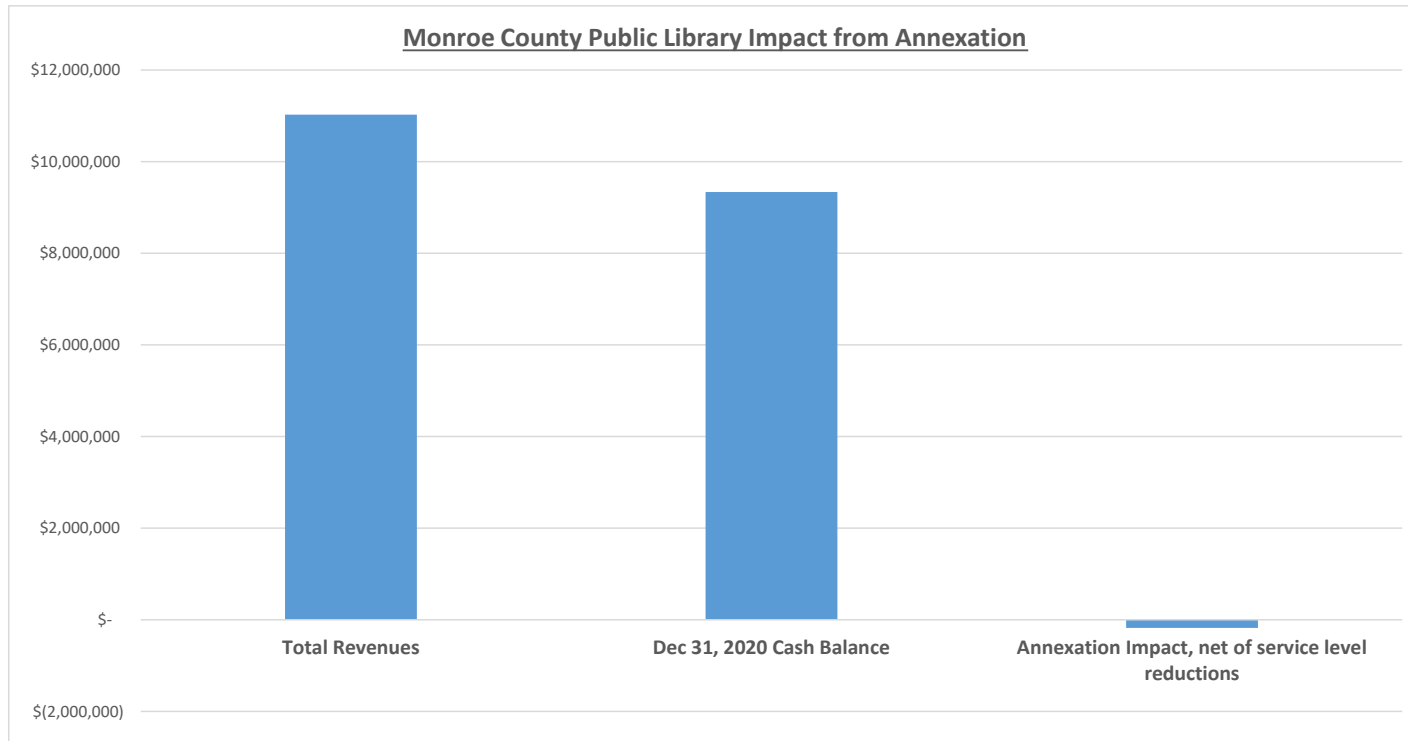
|  | <u>Total All Funds</u> | <u>Impact from Annexation</u>  | <u>Source of Revenue</u>                                       |
|--|------------------------|--|--|
| Budget   | \$ 11,293,765          |  |  |
| Revenues:  |                        |  |  |
| Property Taxes                                     | \$ 7,159,828           |  | 2020 Certified Property Tax Levies and Parcel Impacts Database |
| Circuit Breaker                                    | \$ (94,456)            | \$ (36,280)  | 2020 DLGF Circuit Breaker Report and Parcel Impacts Database   |
| Vehicle Excise, FIT, and CVET Taxes                | \$ 591,335             | \$ (18,876)  | Revenue/Property Tax Levy per tax district                     |
| LIT Certified Shares                               | \$ 2,541,913           | \$ (121,402)   | Based on prior year property tax levy and cert. shares         |
| Earning on Investments                             | \$ 44,860              | \$ -   | 2020 Gateway Receipts Report                                   |
| Other Receipts                                     | \$ 784,819             | \$ -   | 2020 Gateway Receipts Report                                   |
| Total Revenues                                     | \$ 11,028,299          |  |  |
| Dec 31, 2020 Cash Balance                          | \$ 9,335,742           |  | 2020 Gateway Cash and Investments                              |
| Annexation Impact, net of service level reductions | \$ (176,558)           | No service-level reductions anticipated  |  |
| Cash as a % of Budget                              | 85%                    |  |  |
| Revenue in surplus/(deficit) of Budget:            | \$ (442,025)           | Plan for unused appropriations, budget reduction, or cash spend-down<br>Deficit attributable to annexation = 82% |  |

**City of Bloomington**

Overlapping Units in the Annexation Areas

**Monroe County Public Library Impact Projections**

September 10, 2021

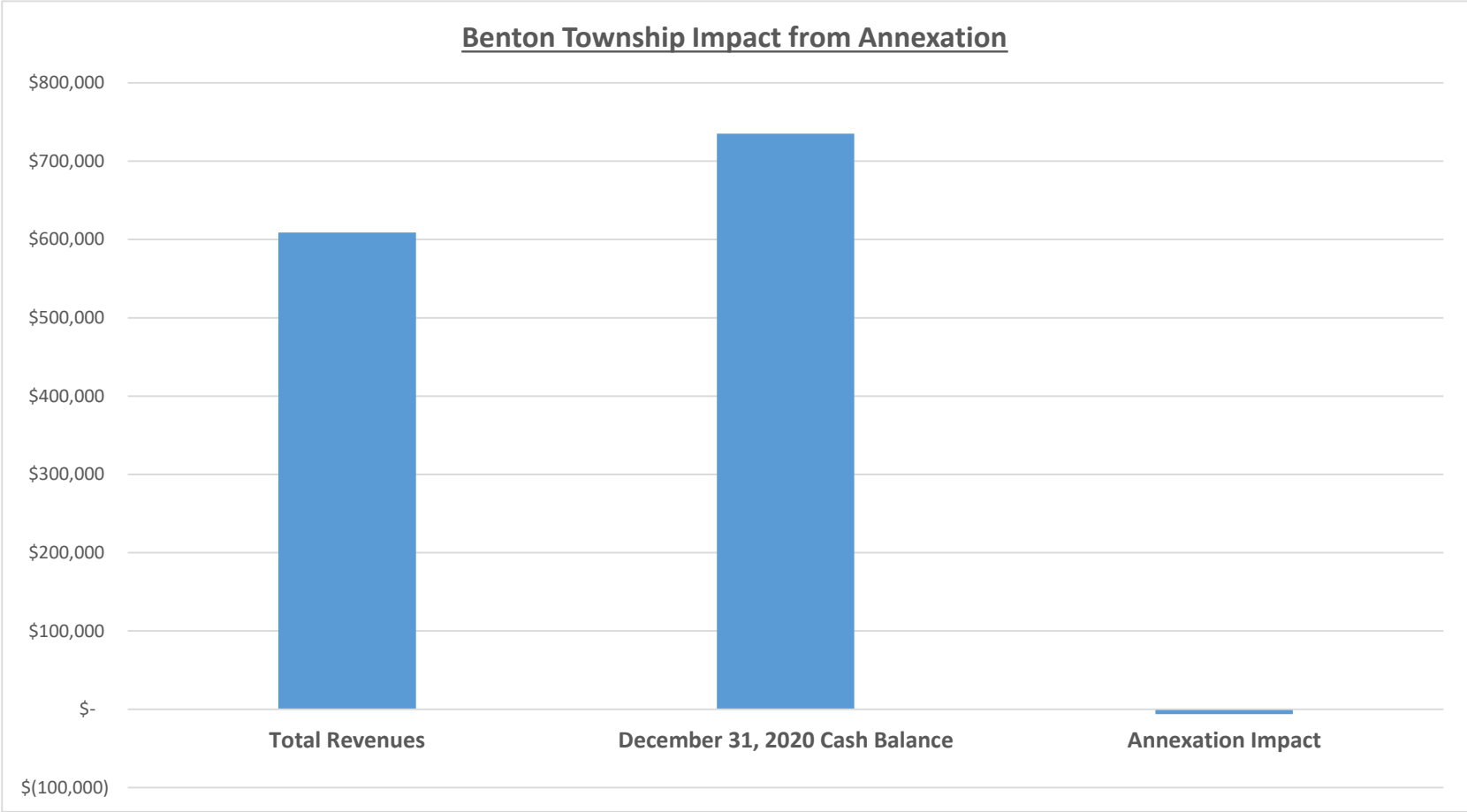


**City of Bloomington**  
 Overlapping Units in the Annexation Areas  
**Benton Township Impact Projections**  
 September 10, 2021

|   | <u>Total All Funds</u> | <u>Impact from Annexation</u>  | <u>Source of Revenue</u>                               |
|---|------------------------|--|--|
| Budget                                  | \$ 622,200             |  |  |
| Revenues:                               |                        |  |  |
| Property Taxes                          | \$ 353,609             | \$ -   | Property Tax Levies - Circuit Breaker Impact           |
| Circuit Breaker                         | \$ (983)               | \$ 481   | Parcel Impacts Database & 2020 DLGF CB Report          |
| Vehicle Excise, FIT, and CVET Taxes     | \$ 29,735              | \$ (28)  | Revenue/Property Tax Levy per tax district             |
| LIT Certified Shares                    | \$ 218,800             | \$ (6,655)   | Based on prior year property tax levy and cert. shares |
| Earning on Investments                  | \$ 4,400               | \$ -   | 2020 Gateway Receipts Report                           |
| Refunds and Reimbursements              | \$ 1,260               | \$ -   | 2020 Gateway Receipts Report                           |
| Total Revenues                          | \$ 608,749             |  |  |
| December 31, 2020 Cash Balance          | \$ 735,032             |  | 2020 Gateway Cash and Investments                      |
| Annexation Impact                       | \$ (6,202)             |  |  |
| Cash as a % of Budget                   | 121%                   |  |  |
| Revenue in surplus/(deficit) of Budget: | \$ (19,653)            | Plan for unused appropriations, budget reduction, or cash spend-down<br>Deficit attributable to annexation = 30% |  |



**City of Bloomington**  
Overlapping Units in the Annexation Areas  
**Benton Township Impact Projections**  
September 10, 2021



**City of Bloomington**

Overlapping Units in the Annexation Areas

**Bloomington Township Impact Projections**

September 10, 2021

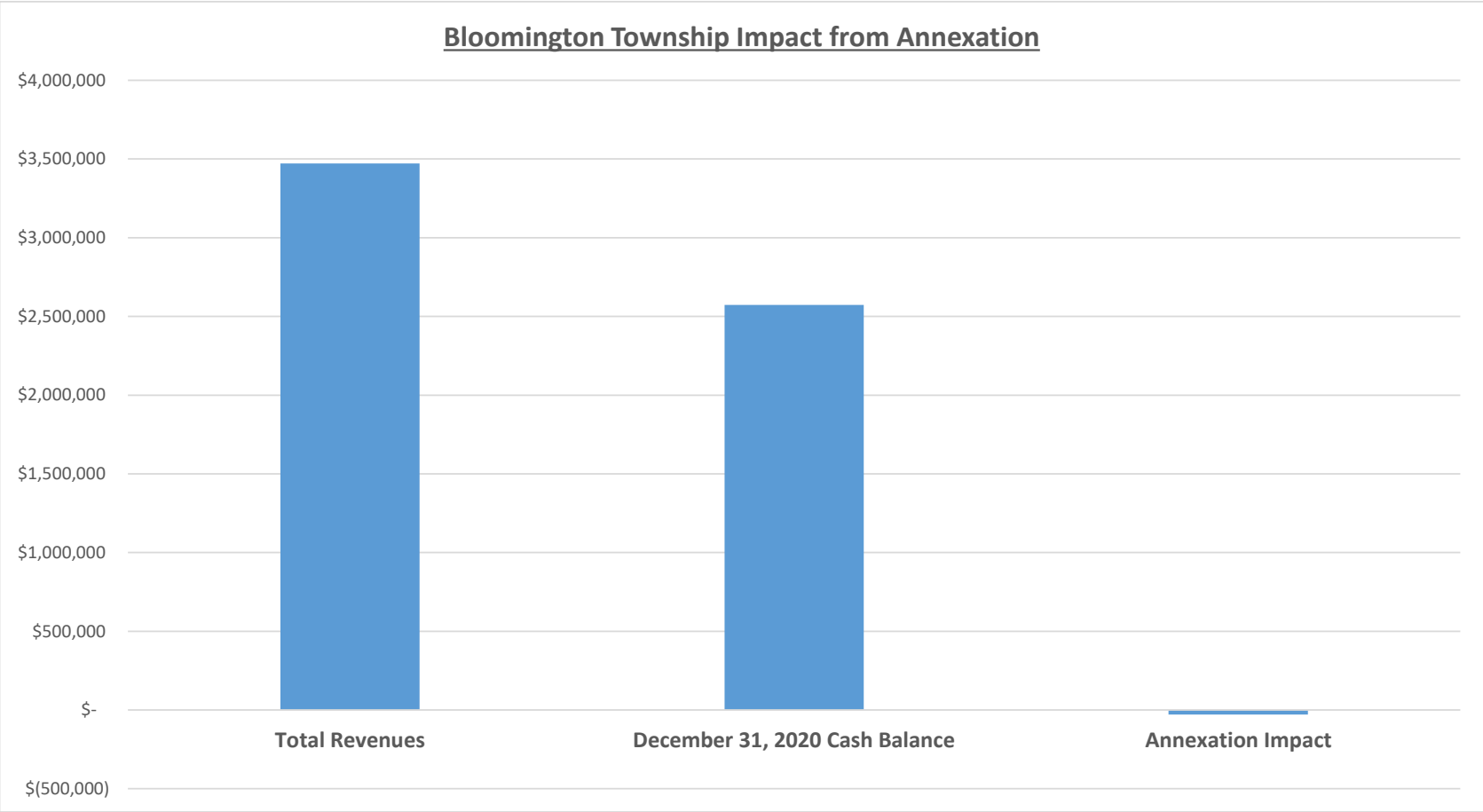
|   | <u>Total All Funds</u> | <u>Impact from Annexation</u>   | <u>Source of Revenue</u>                               |
|---|------------------------|---|--|
| Budget                                  | \$ 4,020,485           |   |  |
| Revenues:                               |                        |   |  |
| Property Taxes                          | \$ 1,902,328           | \$ -  | Property Tax Levies - Circuit Breaker Impact           |
| Circuit Breaker                         | \$ (6,981)             | \$ 4,006  | Parcel Impacts Database & 2020 DLGF CB Report          |
| Vehicle Excise, FIT, and CVET Taxes     | \$ 118,581             | \$ (1,011)  | Revenue/Property Tax Levy per tax district             |
| LIT Certified Shares                    | \$ 967,622             | \$ (32,917)   | Based on prior year property tax levy and cert. shares |
| Earning on Investments                  | \$ 10,867              | \$ -  | 2020 Gateway Receipts Report                           |
| Fire Protection Contracts               | \$ 265,000             |   | 2020 Gateway Receipts Report                           |
| Refunds and Reimbursements              | \$ 214,685             | \$ -  | 2020 Gateway Receipts Report                           |
| Total Revenues                          | \$ 3,472,102           |   |  |
| December 31, 2020 Cash Balance          | \$ 2,572,412           |   |  |
| Annexation Impact                       | \$ (29,923)            | No service-level reductions anticipated   |  |
| Cash as a % of Budget                   | 74%                    |   |  |
| Revenue in surplus/(deficit) of Budget: | \$ (578,305)           | Plan for unused appropriations, budget reduction, or cash spend-down<br>Deficit attributable to annexation = 4% |  |

**City of Bloomington**

Overlapping Units in the Annexation Areas

**Bloomington Township Impact Projections**

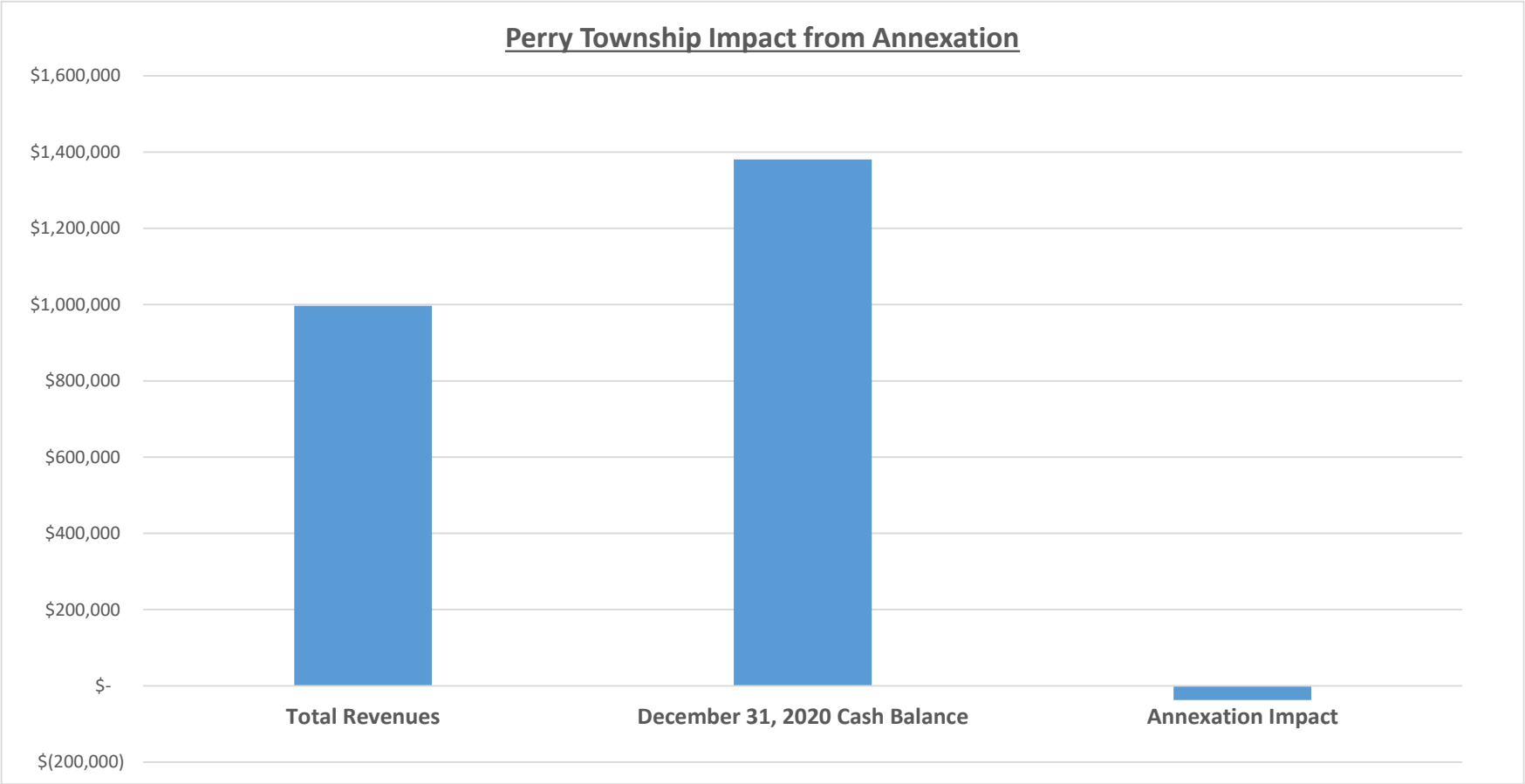
September 10, 2021



**City of Bloomington**  
 Overlapping Units in the Annexation Areas  
**Perry Township Impact Projections**  
 September 10, 2021

|   | <u>Total All Funds</u> | <u>Impact from Annexation</u> | <u>Source of Revenue</u>   |
|---|------------------------|-------------------------------|--|
| Budget                                  | \$ 1,376,256           |                               |  |
| Revenues:                               |                        |                               |  |
| Property Taxes                          | \$ 692,132             | \$ -                          | Property Tax Levies - Circuit Breaker Impact   |
| Circuit Breaker                         | \$ (13,388)            | \$ (12,891)                   | Parcel Impacts Database & 2020 DLGF CB Report  |
| Vehicle Excise, FIT, and CVET Taxes     | \$ 51,708              | \$ (11,640)                   | Revenue/Property Tax Levy per tax district   |
| LIT Certified Shares                    | \$ 258,144             | \$ (12,317)                   | Based on prior year property tax levy and cert. shares   |
| Earning on Investments                  | \$ 4,188               | \$ -                          | 2020 Gateway Receipts Report   |
| Other Receipts                          | \$ 3,774               | \$ -                          | 2020 Gateway Receipts Report   |
| Total Revenues                          | \$ 996,558             |                               |  |
| December 31, 2020 Cash Balance          | \$ 1,380,680           |                               | 2020 Gateway Cash & Investments  |
| Annexation Impact                       | \$ (36,849)            |                               | No service-level reductions anticipated  |
| Cash as a % of Budget                   | 139%                   |                               |  |
| Revenue in surplus/(deficit) of Budget: | \$ (416,547)           |                               | Plan for unused appropriations, budget reduction, or cash spend-down<br>Deficit attributable to annexation = 11% |

**City of Bloomington**  
Overlapping Units in the Annexation Areas  
**Perry Township Impact Projections**  
September 10, 2021



|   |                                   |    |             |
|---|-----------------------------------|----|-------------|
| <b>City of Bloomington</b>                  | Fire net assessed valuation (NAV) | \$ | 531,881,816 |
| Overlapping Units in the Annexation Areas   | Annexation area fire NAV          | \$ | 160,669,628 |
| <b>Richland Township Impact Projections</b> | Post Annexation Area fire NAV     | \$ | 371,212,188 |
| September 10, 2021                          | % loss in fire NAV                |    | 30.21%      |

|  | <u>Total All Funds</u> | <u>Impact from Annexation</u> | <u>Source of Revenue</u>  |
|--|------------------------|-------------------------------|---|
| Budget                                       | \$ 1,465,663           |                               |   |
| Revenues:                                    |                        |                               |   |
| Property Taxes                               | \$ 875,466             | \$ (149,256)                  | Reduction in Fire Levy - offset by service reduction  |
| Circuit Breaker                              | \$ (7,414)             | \$ 7,414                      | Parcel Impacts Database & 2020 DLGF CB Report   |
| Vehicle Excise, FIT, and CVET Taxes          | \$ 63,623              | \$ (3,255)                    | Revenue/Property Tax Levy per tax district  |
| LIT Certified Shares                         | \$ 273,702             | \$ (15,916)                   | Based on prior year property tax levy and cert. shares  |
| Earning on Investments                       | \$ 679                 | \$ -                          | 2020 Gateway Receipts Report  |
| Other Receipts                               | \$ 4,488               | \$ -                          | 2020 Gateway Receipts Report  |
| Total Revenues                               | \$ 1,210,544           |                               |   |
| December 31, 2020 Cash Balance               | \$ 1,140,784           |                               | 2020 Gateway Cash & Investments   |
| Annexation Impact, net of service reductions | \$ (11,756)            |                               | Property tax impact is \$0 due to offsetting service reduction  |
| Cash as a % of Budget                        | 94%                    |                               |   |
| Revenue in surplus/(deficit) of Budget:      | \$ (255,119)           |                               | Plan for unused appropriations, budget reduction, or cash spend-down<br>Deficit attributable to annexation = 7% |

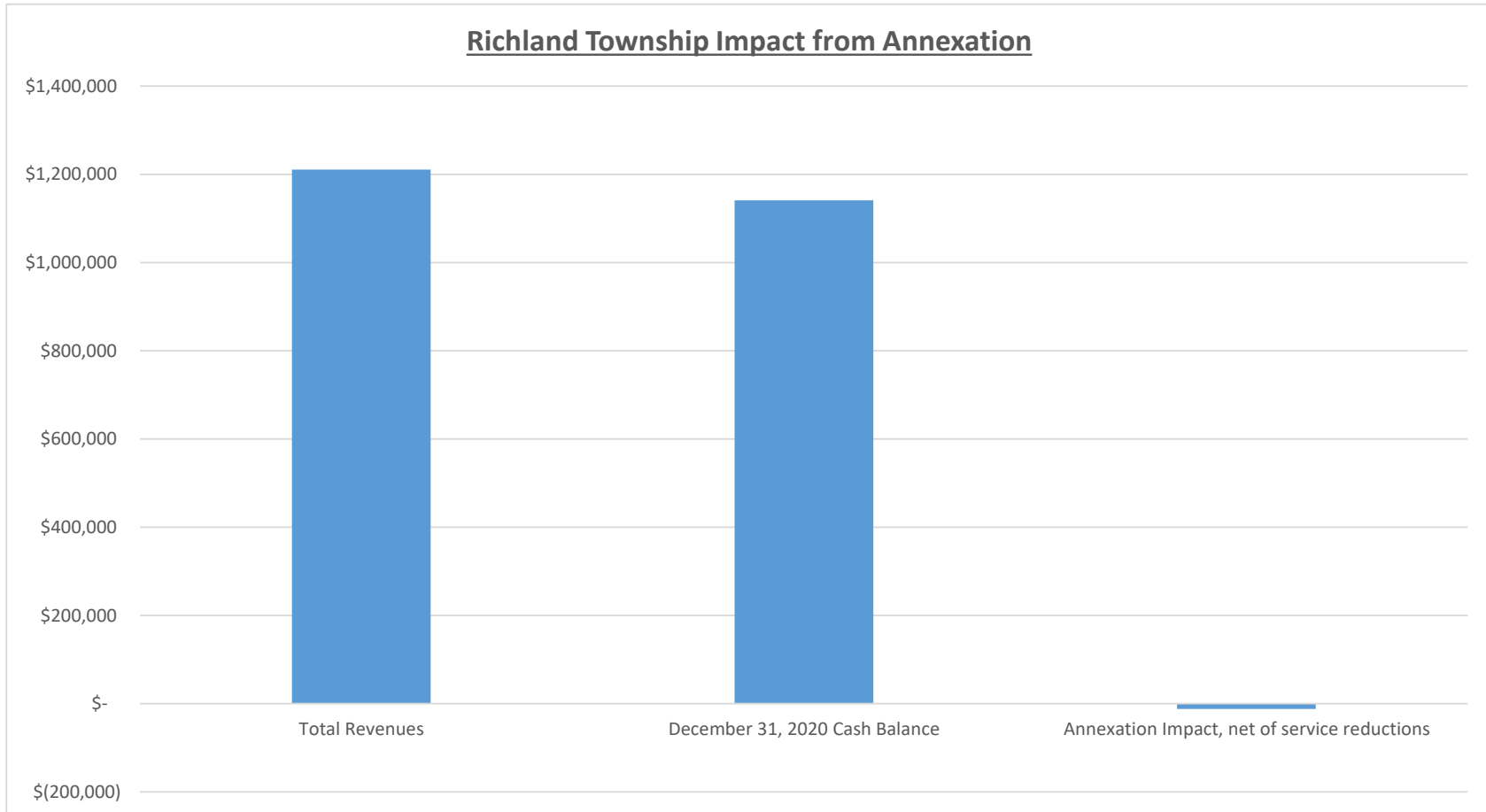
**City of Bloomington**

Overlapping Units in the Annexation Areas

**Richland Township Impact Projections**

September 10, 2021

|                                   |    |             |
|-----------------------------------|----|-------------|
| Fire net assessed valuation (NAV) | \$ | 531,881,816 |
| Annexation area fire NAV          | \$ | 160,669,628 |
| Post Annexation Area fire NAV     | \$ | 371,212,188 |
| % loss in fire NAV                |    | 30.21%      |





|   |                                   |    |             |
|---|-----------------------------------|----|-------------|
| <b>City of Bloomington</b>                    | Fire net assessed valuation (NAV) | \$ | 151,778,597 |
| Overlapping Units in the Annexation Areas     | Annexation area fire NAV          | \$ | 6,661,440   |
| <b>Salt Creek Township Impact Projections</b> | Post Annexation Area fire NAV     | \$ | 145,117,157 |
| September 10, 2021                            | % loss in fire NAV                |    | 4.39%       |

|  | <u>Total All Funds</u> | <u>Impact from Annexation</u> | <u>Source of Revenue</u>   |
|--|------------------------|-------------------------------|--|
| Budget                                       | \$ 260,308             |                               |  |
| Revenues:                                    |                        |                               |  |
| Property Taxes                               | \$ 209,672             | \$ (9,202)                    | Reduction in Fire Levy offset by reduction of services   |
| Circuit Breaker                              | \$ (220)               | \$ 220                        | Parcel Impacts Database & 2020 DLGF CB Report  |
| Vehicle Excise, FIT, and CVET Taxes          | \$ 20,391              | \$ (254)                      | Revenue/Property Tax Levy per tax district   |
| LIT Certified Shares                         | \$ 76,532              | \$ (3,946)                    | Based on prior year property tax levy and cert. shares   |
| Total Revenues                               | \$ 306,375             |                               |  |
| December 31, 2020 Cash Balance               | \$ 811,134             |                               | 2020 Gateway Cash & Investments  |
| Annexation Impact, net of service reductions | \$ (3,980)             |                               | Property tax impact is \$0 due to offsetting service reduction                                     |
| Cash as a % of Budget                        | 265%                   |                               |  |
| Revenue in surplus/(deficit) of Budget:      | \$ 46,067              |                               | The Township should have enough revenue to surplus and still cover the impact (based on 2020 data) |

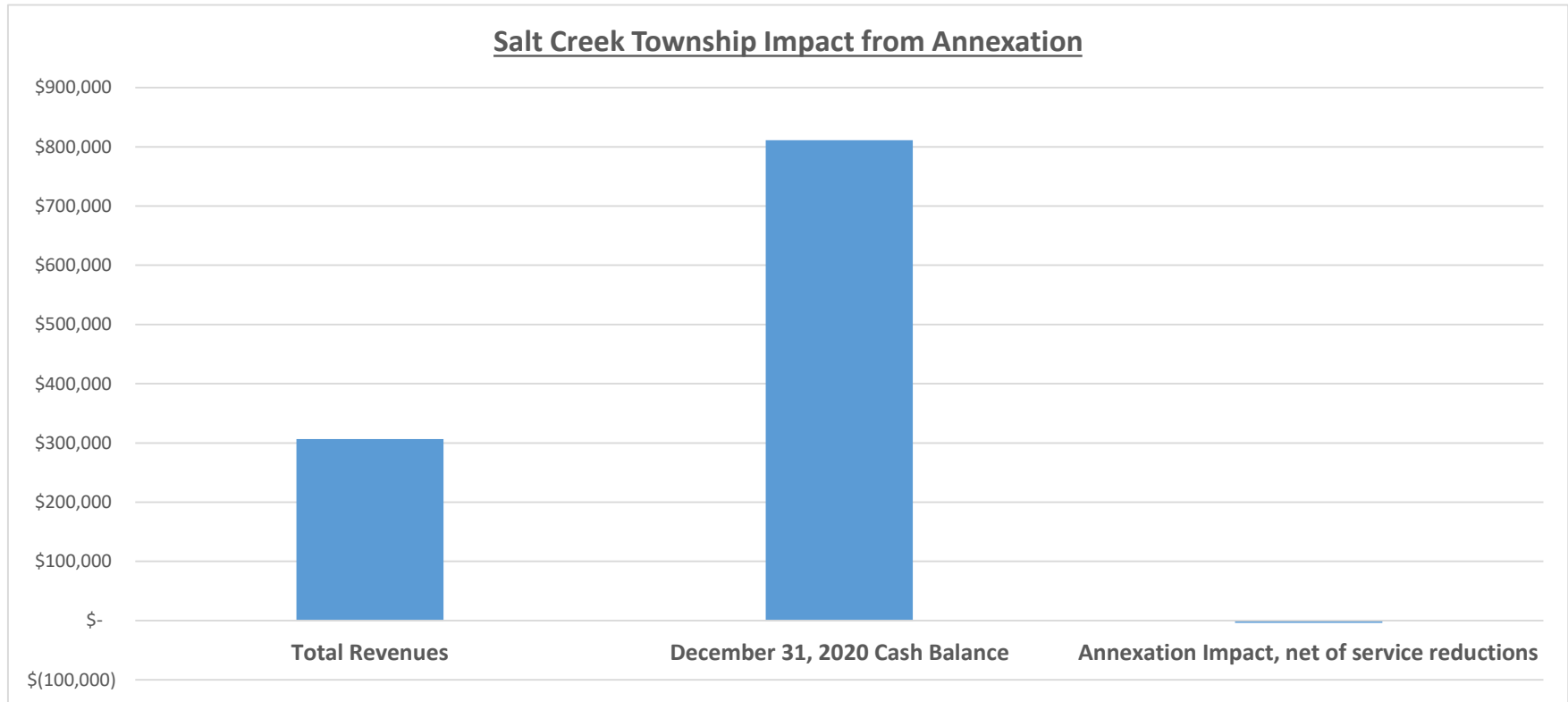
**City of Bloomington**

Overlapping Units in the Annexation Areas

**Salt Creek Township Impact Projections**

September 10, 2021

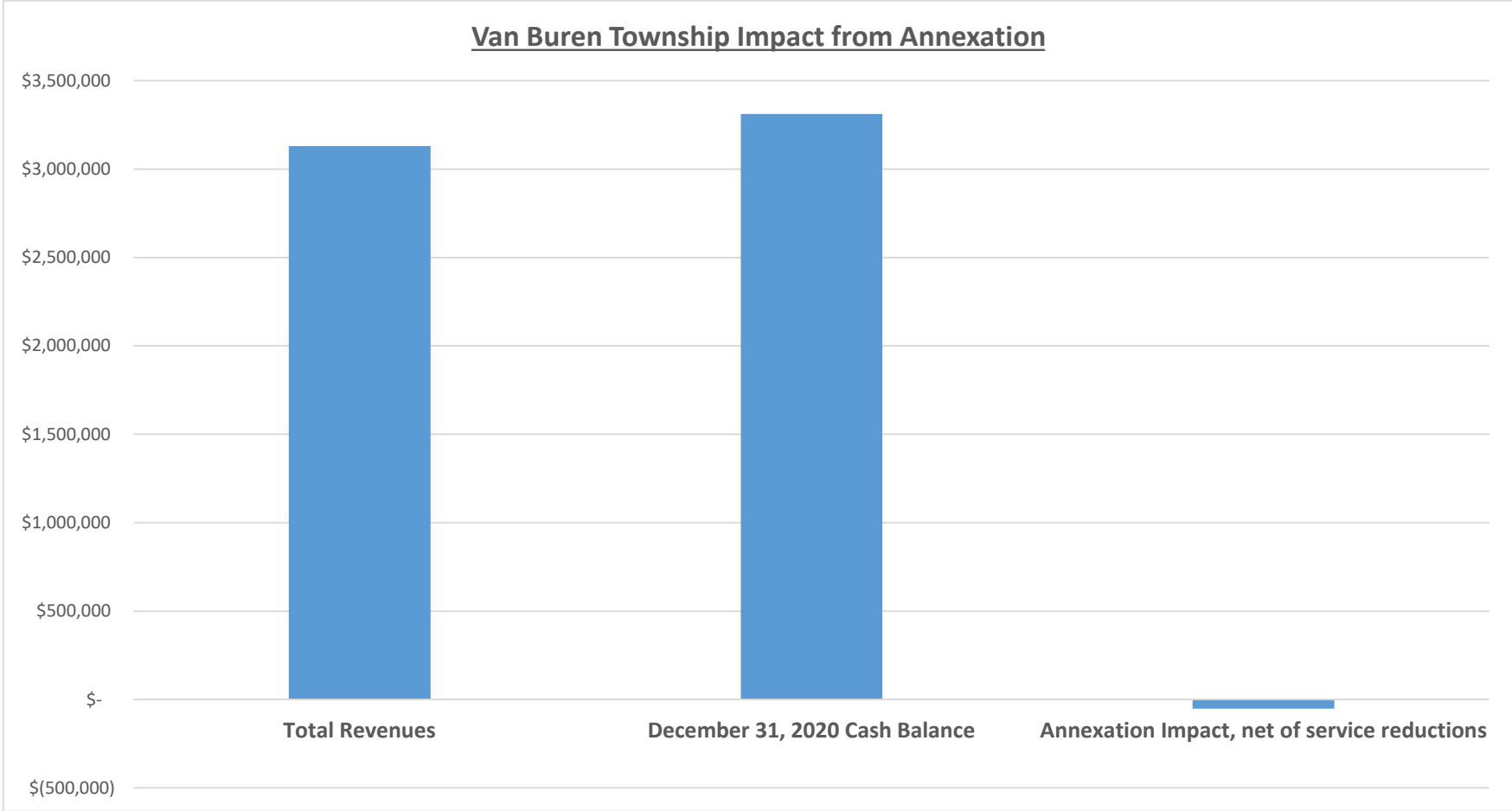
|                                   |    |             |
|-----------------------------------|----|-------------|
| Fire net assessed valuation (NAV) | \$ | 151,778,597 |
| Annexation area fire NAV          | \$ | 6,661,440   |
| Post Annexation Area fire NAV     | \$ | 145,117,157 |
| % loss in fire NAV                |    | 4.39%       |



**City of Bloomington**  
 Overlapping Units in the Annexation Areas  
**Van Buren Township Impact Projections**  
 September 10, 2021

|  | <u>Total All Funds</u> | <u>Impact from Annexation</u>  | <u>Source of Revenue</u>                               |
|--|------------------------|--|--|
| Budget                                       | \$ 2,732,817           |  |  |
| Revenues:                                    |                        |  |  |
| Property Taxes                               | \$ 1,969,166           | \$ -   | Property Tax Levies - Circuit Breaker Impact           |
| Circuit Breaker                              | \$ (9,364)             | \$ 3,005   | Parcel Impacts Database & 2020 DLGF CB Report          |
| Vehicle Excise, FIT, and CVET Taxes          | \$ 174,791             | \$ (20,618)  | Revenue/Property Tax Levy per tax district             |
| LIT Certified Shares                         | \$ 881,877             | \$ (34,987)  | Based on prior year property tax levy and cert. shares |
| Other Receipts                               | \$ 113,509             | \$ -   | 2020 Gateway Receipts Report                           |
|  | \$ -                   |  |  |
| Total Revenues                               | \$ 3,129,979           |  |  |
| December 31, 2020 Cash Balance               | \$ 3,311,039           |  | 2020 Gateway Cash & Investments                        |
| Annexation Impact, net of service reductions | \$ (52,600)            | No service-level reductions anticipated  |  |
| Cash as a % of Budget                        | 106%                   |  |  |
| Revenue in surplus/(deficit) of Budget:      | \$ 344,562             | The Township should have enough revenue to surplus and still cover the impact (based on 2020 data) |  |

**City of Bloomington**  
 Overlapping Units in the Annexation Areas  
**Van Buren Township Impact Projections**  
 September 10, 2021



**City of Bloomington**

Overlapping Units in the Annexation Areas

**Monroe County Solid Waste District Impact Projections**

September 10, 2021

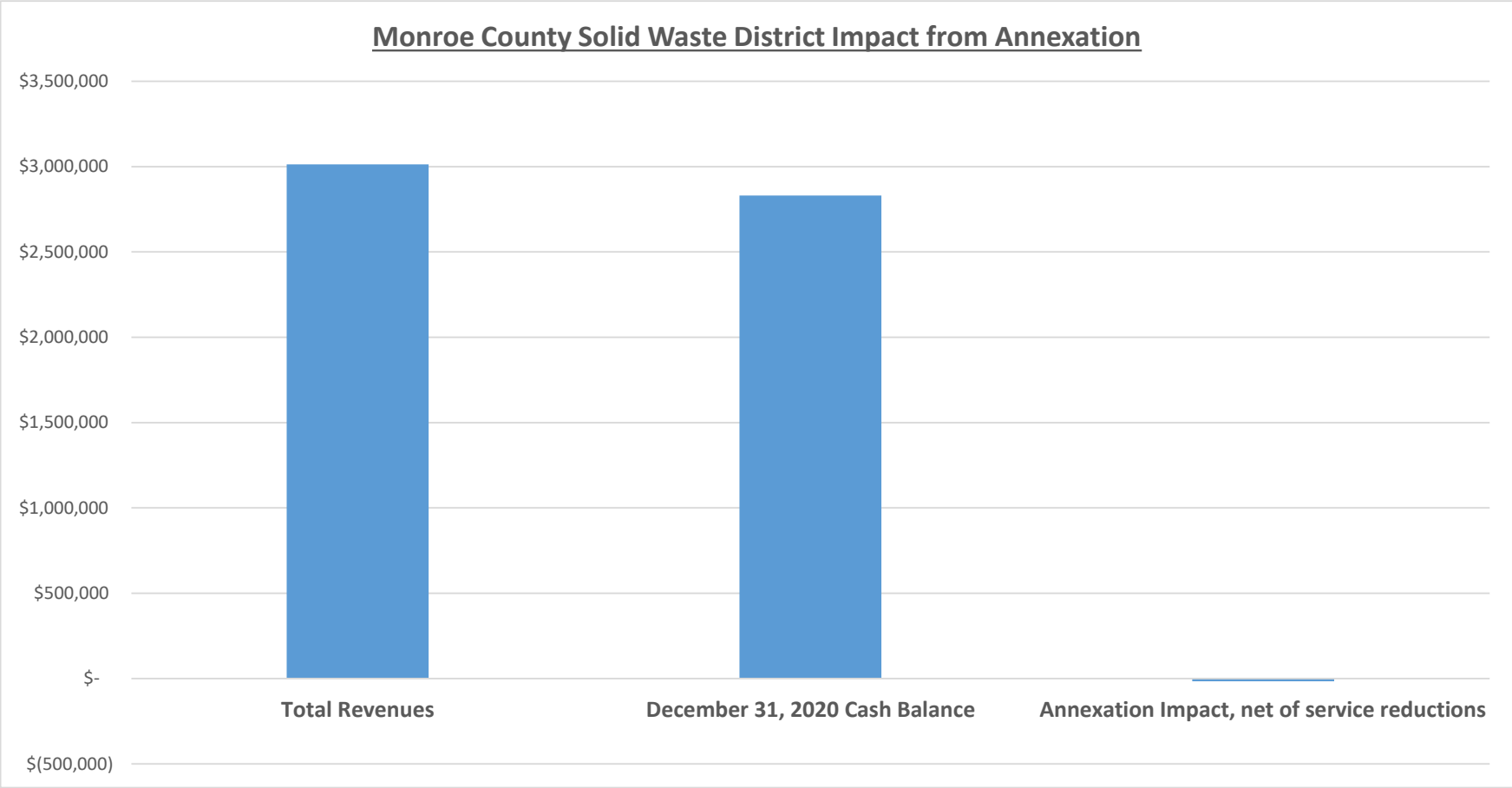
|  | <u>Total All Funds</u> | <u>Impact from Annexation</u>  | <u>Source of Revenue</u>                      |
|--|------------------------|--|---|
| Budget                                       | \$ 3,112,266           |  |   |
| Revenues:                                    |                        |  |   |
| Property Taxes                               | \$ 2,113,221           | \$ -   | Property Tax Levies - Circuit Breaker Impact  |
| Circuit Breaker                              | \$ (27,879)            | \$ (10,923)  | Parcel Impacts Database & 2020 DLGF CB Report |
| Vehicle Excise, FIT, and CVET Taxes          | \$ 160,130             | \$ (5,683)   | Revenue/Property Tax Levy per tax district    |
| Other Receipts                               | \$ 767,530             | \$ -   | 2020 Gateway Receipts Report                  |
| LIT Certified Shares                         | \$ -                   | \$ -   | Does not receive LIT; allocated to County     |
| Total Revenues                               | \$ 3,013,002           |  |   |
| December 31, 2020 Cash Balance               | \$ 2,830,623           |  | 2020 Gateway Cash & Investments               |
| Annexation Impact, net of service reductions | \$ (16,606)            | No service-level reductions anticipated  |   |
| Cash as a % of Budget                        | 94%                    |  |   |
| Revenue in surplus/(deficit) of Budget:      | \$ (115,870)           | Plan for unused appropriations, budget reduction, or cash spend-down<br>Deficit attributable to annexation = 30% |   |

**City of Bloomington**

Overlapping Units in the Annexation Areas

**Monroe County Solid Waste District Impact Projections**

September 10, 2021



**City of Bloomington**  
 Overlapping Units in the Annexation Areas  
**Monroe Fire Protection District Impact Projections**  
 September 10, 2021

|  | <u>Total All Funds</u> | <u>Impact from Annexation</u> | <u>Source of Revenue</u>   |
|--|------------------------|-------------------------------|--|
| Budget                                       | \$ 11,921,519          |                               |  |
| Revenues:                                    |                        |                               |  |
| Property Taxes                               | \$ 9,226,153           | \$ -                          | Property Tax Levies - Circuit Breaker Impact   |
| Circuit Breaker                              | \$ (35,823)            | \$ (314,662)                  | Parcel Impacts Database & 2020 DLGF CB Report<br>2020 Gateway Receipts Report. There will be a de minimis<br>reduction from 6 parcels being annexed - fully offset by<br>service reduction |
| Fire Protection Contracts                    | \$ 735,166             | \$ -                          |  |
| Vehicle Excise, FIT, and CVET Taxes          | \$ 758,166             | \$ (60,279)                   | Revenue/Property Tax Levy per tax district   |
| Other Receipts                               | \$ 14,530              |                               | 2020 Gateway Receipts Report<br>Approx \$1.4 million adjustment in 2022 due to 2021 levy<br>increase   |
| LIT Certified Shares                         | \$ 2,866,743           | \$ -                          |  |
| Total Revenues                               | \$ 13,564,934          |                               |  |
| December 31, 2020 Cash Balance               | \$ 1,820,062           |                               | 2020 Gateway Cash & Investments  |
| Annexation Impact, net of service reductions | \$ (374,941)           |                               | Only anticipated service reduction is fire protection to 6 annexed properties  |
| Cash as a % of Budget                        | 13%                    |                               |  |
| Revenue in surplus/(deficit) of Budget:      | \$ 1,268,474           |                               | The District should have enough revenue to cover the impact and surplus  |

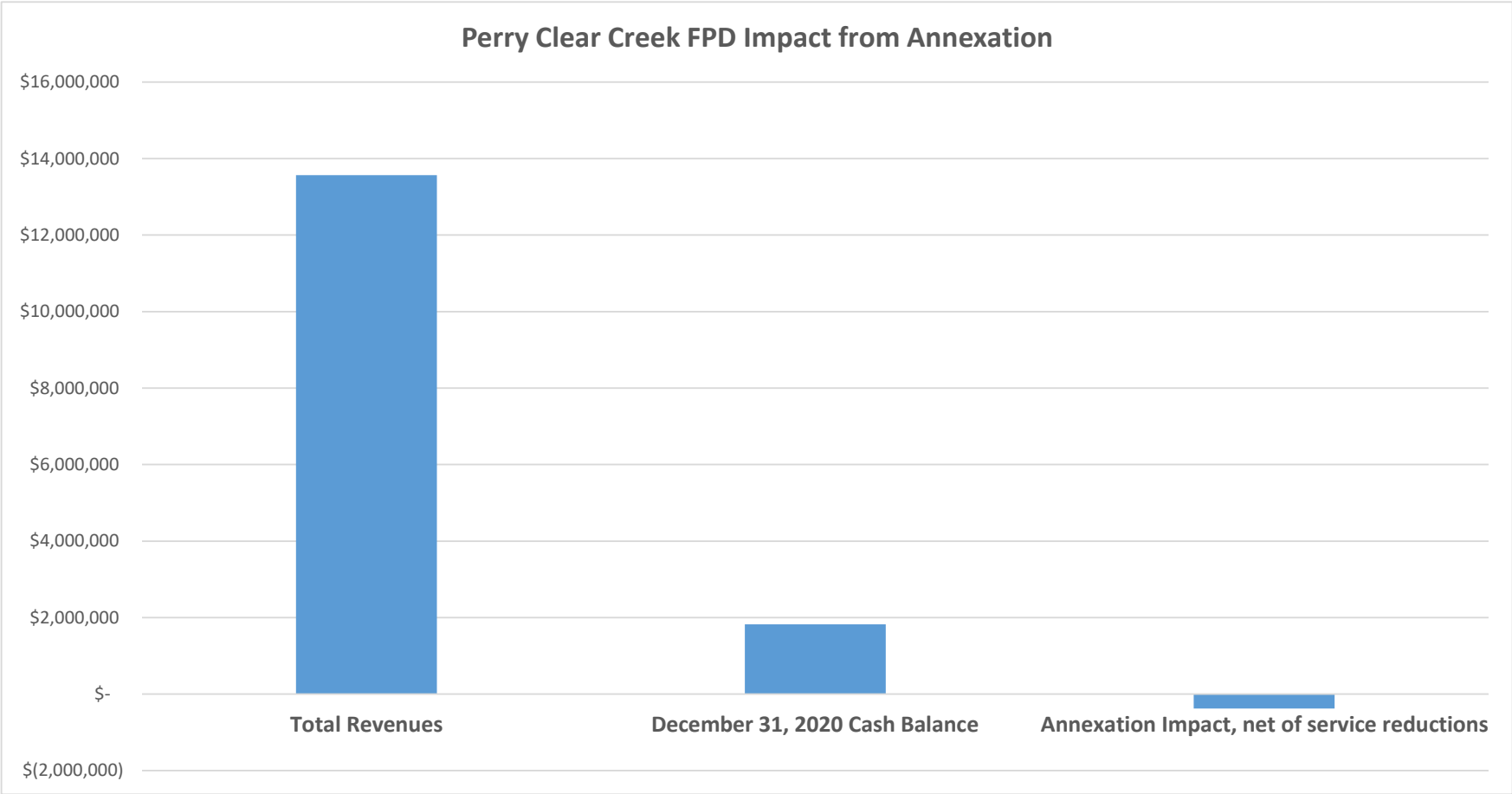


**City of Bloomington**

Overlapping Units in the Annexation Areas

**Monroe Fire Protection District Impact Projections**

September 10, 2021



**City of Bloomington**

Vehicle Excise, FIT, and CVET Tax Projections  
September 10, 2021

|                               | <u>Bloomington</u><br><u>Projection from</u><br><u>other units</u> |
|-------------------------------|--|
| Financial Institutions tax    | \$ 65,394  |
| Vehicle Aircraft Excise tax   | \$ 255,220   |
| Commercial Vehicle Excise Tax | \$ 17,691  |

|                      | <u>Annexation Area</u> |         | <u>Financial</u>        | <u>Vehicle Aircraft</u> | <u>Commercial</u>         |
|----------------------|------------------------|---------|-------------------------|-------------------------|---------------------------|
|                      | <u>Net Assessed</u>    |         | <u>Institutions tax</u> | <u>Excise tax</u>       | <u>Vehicle Excise Tax</u> |
|                      | <u>Valuation</u>       |         |                         |                         |                           |
| Benton Township      | \$ 746,581             | 0.07%   | \$ 44.04                | \$ 171.88               | \$ 11.91                  |
| Bloomington Township | \$ 54,303,628          | 4.90%   | \$ 3,203.28             | \$ 12,501.80            | \$ 866.58                 |
| Perry Township       | \$ 614,658,336         | 55.44%  | \$ 36,257.69            | \$ 141,506.89           | \$ 9,808.74               |
| Richland Township    | \$ 116,225,282         | 10.48%  | \$ 6,855.94             | \$ 26,757.43            | \$ 1,854.73               |
| Salt Creek Township  | \$ 5,934,991           | 0.54%   | \$ 350.10               | \$ 1,366.36             | \$ 94.71                  |
| Van Buren Township   | \$ 316,723,037         | 28.57%  | \$ 18,682.97            | \$ 72,916.10            | \$ 5,054.28               |
|                      | \$ 1,108,591,855       | 100.00% | \$ 65,394.02            | \$ 255,220.46           | \$ 17,690.94              |

| <u>Taxing District</u> | <u>Rate</u> | <u>Township</u> | <u>School Rate</u> | <u>County Rate</u> | <u>Library Rate</u> | <u>Solid Waste</u> | <u>Fire District Rate</u> |    |        |
|------------------------|-------------|-----------------|--------------------|--------------------|---------------------|--------------------|---------------------------|----|--------|
| Benton Township        | \$ 1.6518   | \$ 0.1303       | \$ 0.6142          | \$ 0.3986          | \$ 0.0920           | \$ 0.0277          | \$ 0.3890                 | \$ | 1.6518 |
| Bloomington Township   | \$ 1.5403   | \$ 0.0188       | \$ 0.6142          | \$ 0.3986          | \$ 0.0920           | \$ 0.0277          | \$ 0.3890                 | \$ | 1.5403 |
| Perry Township         | \$ 1.5420   | \$ 0.0205       | \$ 0.6142          | \$ 0.3986          | \$ 0.0920           | \$ 0.0277          | \$ 0.3890                 | \$ | 1.5420 |
| Richland Township      | \$ 1.8860   | \$ 0.1469       | \$ 1.0854          | \$ 0.3986          | \$ 0.0920           | \$ 0.0277          | \$ 0.1354                 | \$ | 1.8860 |
| Salt Creek Township    | \$ 1.4429   | \$ 0.1764       | \$ 0.6142          | \$ 0.3986          | \$ 0.0920           | \$ 0.0277          | \$ 0.1340                 | \$ | 1.4429 |
| Van Buren Township     | \$ 1.8385   | \$ 0.3170       | \$ 0.6142          | \$ 0.3986          | \$ 0.0920           | \$ 0.0277          | \$ 0.3890                 | \$ | 1.8385 |

| <u>Taxing District</u> | <u>Rate</u> | <u>Township</u> | <u>School Rate</u> | <u>County Rate</u> | <u>Library Rate</u> | <u>Solid Waste</u> | <u>Fire District Rate</u> |        |  |
|------------------------|-------------|-----------------|--------------------|--------------------|---------------------|--------------------|---------------------------|--------|--|
| Benton Township        | \$ 1.6518   | 7.9%            | 37.2%              | 24.1%              | 5.6%                | 1.7%               | 23.6%                     | 100.0% |  |
| Bloomington Township   | \$ 1.5403   | 1.2%            | 39.9%              | 25.9%              | 6.0%                | 1.8%               | 25.3%                     | 100.0% |  |
| Perry Township         | \$ 1.5420   | 1.3%            | 39.8%              | 25.8%              | 6.0%                | 1.8%               | 25.2%                     | 100.0% |  |
| Richland Township      | \$ 1.8860   | 7.8%            | 57.6%              | 21.1%              | 4.9%                | 1.5%               | 7.2%                      | 100.0% |  |
| Salt Creek Township    | \$ 1.4429   | 12.2%           | 42.6%              | 27.6%              | 6.4%                | 1.9%               | 9.3%                      | 100.0% |  |
| Van Buren Township     | \$ 1.8385   | 17.2%           | 33.4%              | 21.7%              | 5.0%                | 1.5%               | 21.2%                     | 100.0% |  |
|                        |             |                 |                    | 24.4%              |                     |                    |                           |        |  |

**City of Bloomington**

Vehicle Excise, FIT, and CVET Tax Projections

September 10, 2021

**Financial Institutions tax**

| <u>Taxing District</u>                                  | <u>Taxing District</u><br><u>Rate</u> | <u>Township</u> | <u>School</u> | <u>County</u> | <u>Library</u> | <u>Solid Waste</u> | <u>Fire District</u> | <u>Totals</u> |
|---|---------------------------------------|-----------------|---------------|---------------|----------------|--------------------|----------------------|---------------|
| Benton Township   | \$ 1.6518                             | \$ 3            | \$ 16         | \$ 11         | \$ 2           | \$ 1               | \$ 10                | 44            |
| Bloomington Township                                    | \$ 1.5403                             | \$ 39           | \$ 1,277      | \$ 829        | \$ 191         | \$ 58              | \$ 809               | 3,203         |
| Perry Township  | \$ 1.5420                             | \$ 482          | \$ 14,442     | \$ 9,372      | \$ 2,163       | \$ 651             | \$ 9,147             | 36,258        |
| Richland Township                                       | \$ 1.8860                             | \$ 534          | \$ 3,946      | \$ 1,449      | \$ 334         | \$ 101             | \$ 492               | 6,856         |
| Salt Creek Township                                     | \$ 1.4429                             | \$ 43           | \$ 149        | \$ 97         | \$ 22          | \$ 7               | \$ 33                | 350           |
| Van Buren Township                                      | \$ 1.8385                             | \$ 3,221        | \$ 6,242      | \$ 4,051      | \$ 935         | \$ 281             | \$ 3,953             | 18,683        |
|   |                                       | \$ 4,323        | \$ 26,072     | \$ 15,808     | \$ 3,649       | \$ 1,099           | \$ 14,444            | 65,394        |
|   |                                       |                 |               |               |                |                    | \$                   | 65,394        |
| Benton Township   |                                       | \$ 14           |               |               |                |                    |                      |               |
| Bloomington Township                                    |                                       | \$ 848          |               |               |                |                    |                      |               |
| Perry Township  |                                       | \$ 9,629        |               |               |                |                    |                      |               |
| Richland Township                                       |                                       | \$ 1,026        |               |               |                |                    |                      |               |
| Salt Creek Township                                     |                                       | \$ 75           |               |               |                |                    |                      |               |
| Van Buren Township                                      |                                       | \$ 7,174        |               |               |                |                    |                      |               |
| Monroe County Schools Impact Projections                |                                       | \$ 22,126       |               |               |                |                    |                      |               |
| Richland- Bean Blossom Community Schools Impact Project |                                       | \$ 3,946        |               |               |                |                    |                      |               |
| Monroe County Impact Projections                        |                                       | \$ 15,808       |               |               |                |                    |                      |               |
| Monroe County Public Library Impact Projections         |                                       | \$ 3,649        |               |               |                |                    |                      |               |
| Monroe County Solid Waste                               |                                       | \$ 1,099        |               |               |                |                    |                      |               |
| Monroe Fire Protection District                         |                                       | \$ -            |               |               |                |                    |                      |               |
| Totals  |                                       | \$ 65,394       |               |               |                |                    |                      |               |

**City of Bloomington**

Vehicle Excise, FIT, and CVET Tax Projections

September 10, 2021

**Vehicle Aircraft Excise tax**

| <u>Taxing District</u>                   | <u>Taxing District</u><br><u>Rate</u> | <u>Township</u> | <u>School</u> | <u>County</u> | <u>Library</u> | <u>Solid Waste</u> | <u>Fire District</u> | <u>Totals</u> |
|--|---------------------------------------|-----------------|---------------|---------------|----------------|--------------------|----------------------|---------------|
| Benton Township                          | \$ 1.6518                             | \$ 14           | \$ 64         | \$ 41         | \$ 10          | \$ 3               | \$ 40                | 172           |
| Bloomington Township                     | \$ 1.5403                             | \$ 153          | \$ 4,985      | \$ 3,235      | \$ 747         | \$ 225             | \$ 3,157             | 12,502        |
| Perry Township                           | \$ 1.5420                             | \$ 1,881        | \$ 56,364     | \$ 36,579     | \$ 8,443       | \$ 2,542           | \$ 35,698            | 141,507       |
| Richland Township                        | \$ 1.8860                             | \$ 2,084        | \$ 15,399     | \$ 5,655      | \$ 1,305       | \$ 393             | \$ 1,921             | 26,757        |
| Salt Creek Township                      | \$ 1.4429                             | \$ 167          | \$ 582        | \$ 377        | \$ 87          | \$ 26              | \$ 127               | 1,366         |
| Van Buren Township                       | \$ 1.8385                             | \$ 12,572       | \$ 24,360     | \$ 15,809     | \$ 3,649       | \$ 1,099           | \$ 15,428            | 72,916        |
|  |                                       | \$ 16,871       | \$ 101,753    | \$ 61,697     | \$ 14,240      | \$ 4,288           | \$ 56,372            | 255,220       |
|  |                                       |                 |               |               |                |                    | \$                   | 255,220       |
| Benton Township                          |                                       | \$ 14           |               |               |                |                    |                      |               |
| Bloomington Township                     |                                       | \$ 153          |               |               |                |                    |                      |               |
| Perry Township                           |                                       | \$ 1,881        |               |               |                |                    |                      |               |
| Richland Township                        |                                       | \$ 2,084        |               |               |                |                    |                      |               |
| Salt Creek Township                      |                                       | \$ 167          |               |               |                |                    |                      |               |
| Van Buren Township                       |                                       | \$ 12,572       |               |               |                |                    |                      |               |
| Monroe County Schools                    |                                       | \$ 86,354       |               |               |                |                    |                      |               |
| Richland- Bean Blossom Community Schools |                                       | \$ 15,399       |               |               |                |                    |                      |               |
| Monroe County                            |                                       | \$ 61,697       |               |               |                |                    |                      |               |
| Monroe County Public Library             |                                       | \$ 14,240       |               |               |                |                    |                      |               |
| Monroe County Solid Waste                |                                       | \$ 4,288        |               |               |                |                    |                      |               |
| Monroe Fire Protection District          |                                       | \$ 56,372       |               |               |                |                    |                      |               |
| Totals                                   |                                       | \$ 255,220      |               |               |                |                    |                      |               |

**City of Bloomington**

Vehicle Excise, FIT, and CVET Tax Projections

September 10, 2021

**Commercial Vehicle Excise Tax**

| <u>Taxing District</u>                   | <u>Taxing District</u><br><u>Rate</u> | <u>Township</u> | <u>School</u> | <u>County</u> | <u>Library</u> | <u>Solid Waste</u> | <u>Fire District</u> | <u>Totals</u> |
|--|---------------------------------------|-----------------|---------------|---------------|----------------|--------------------|----------------------|---------------|
| Benton Township                          | \$ 1.6518                             | \$ 1            | \$ 4          | \$ 3          | \$ 1           | \$ 0               | \$ 3                 | 12            |
| Bloomington Township                     | \$ 1.5403                             | \$ 11           | \$ 346        | \$ 224        | \$ 52          | \$ 16              | \$ 219               | 867           |
| Perry Township                           | \$ 1.5420                             | \$ 130          | \$ 3,907      | \$ 2,536      | \$ 585         | \$ 176             | \$ 2,474             | 9,809         |
| Richland Township                        | \$ 1.8860                             | \$ 144          | \$ 1,067      | \$ 392        | \$ 90          | \$ 27              | \$ 133               | 1,855         |
| Salt Creek Township                      | \$ 1.4429                             | \$ 12           | \$ 40         | \$ 26         | \$ 6           | \$ 2               | \$ 9                 | 95            |
| Van Buren Township                       | \$ 1.8385                             | \$ 871          | \$ 1,689      | \$ 1,096      | \$ 253         | \$ 76              | \$ 1,069             | 5,054         |
|  |                                       | \$ 1,169        | \$ 7,053      | \$ 4,277      | \$ 987         | \$ 297             | \$ 3,907             | 17,691        |
|  |                                       |                 |               |               |                |                    | \$                   | 17,691        |
| Benton Township                          |                                       | \$ 1            |               | \$ 81,782     |                |                    |                      |               |
| Bloomington Township                     |                                       | \$ 11           |               |               |                |                    |                      |               |
| Perry Township                           |                                       | \$ 130          |               |               |                |                    |                      |               |
| Richland Township                        |                                       | \$ 144          |               |               |                |                    |                      |               |
| Salt Creek Township                      |                                       | \$ 12           |               |               |                |                    |                      |               |
| Van Buren Township                       |                                       | \$ 871          |               |               |                |                    |                      |               |
| Monroe County Schools                    |                                       | \$ 5,986        |               |               |                |                    |                      |               |
| Richland- Bean Blossom Community Schools |                                       | \$ 1,067        |               |               |                |                    |                      |               |
| Monroe County                            |                                       | \$ 4,277        |               |               |                |                    |                      |               |
| Monroe County Public Library             |                                       | \$ 987          |               |               |                |                    |                      |               |
| Monroe County Solid Waste                |                                       | \$ 297          |               |               |                |                    |                      |               |
| Monroe Fire Protection District          |                                       | \$ 3,907        |               |               |                |                    |                      |               |
| Totals                                   |                                       | \$ 17,691       |               |               |                |                    |                      |               |

**City of Bloomington**

Annexation Revenue Projections - LIT Certified Shares  
 All Annexation Areas Combined  
 September 10, 2021

|  | 2021                                  |               |  | 2022 Projection                       |               |  | Year 1 (1)                            |               |  |
|--|---------------------------------------|---------------|--|---------------------------------------|---------------|--|---------------------------------------|---------------|--|
|  | Allocation Amount<br>(IC 6-3.5-6-1.1) | Allocation %  | Certified Shares (IC 6-3.5-6-18(e)(1)) | Allocation Amount<br>(IC 6-3.5-6-1.1) |               | Certified Shares (IC 6-3.5-6-18(e)(1)) | Allocation Amount<br>(IC 6-3.5-6-1.1) |               | Certified Shares (IC 6-3.5-6-18(e)(1)) |
| Monroe County                          | 53,149,550                            | 40.48%        | 14,524,171                             | 57,032,477                            | 38.87%        | 13,366,875                             | 60,458,502                            | 38.52%        | 14,371,359                             |
| Bean Blossom Township                  | 199,656                               | 0.15%         | 54,560                                 | 214,079                               | 0.15%         | 50,257                                 | 226,984                               | 0.14%         | 53,955                                 |
| Benton Township                        | 551,429                               | 0.42%         | 150,689                                | 592,219                               | 0.40%         | 139,708                                | 628,922                               | 0.40%         | 149,499                                |
| Bloomington Township                   | 2,866,840                             | 2.18%         | 783,421                                | 3,003,294                             | 2.05%         | 296,178                                | 2,719,234                             | 1.73%         | 646,379                                |
| Clear Creek Township                   | 337,179                               | 0.26%         | 92,141                                 | 362,020                               | 0.25%         | 85,145                                 | 384,148                               | 0.24%         | 91,314                                 |
| Indian Creek Township                  | 46,240                                | 0.04%         | 12,636                                 | 45,085                                | 0.03%         | 10,420                                 | 46,387                                | 0.03%         | 11,027                                 |
| Perry Township                         | 1,021,426                             | 0.78%         | 279,125                                | 1,096,377                             | 0.75%         | 258,144                                | 1,163,617                             | 0.74%         | 276,599                                |
| Polk Township                          | 84,565                                | 0.06%         | 23,109                                 | 90,804                                | 0.06%         | 21,361                                 | 96,362                                | 0.06%         | 22,906                                 |
| Richland Township                      | 1,317,031                             | 1.00%         | 359,905                                | 1,414,220                             | 0.96%         | 352,196                                | 1,522,049                             | 0.97%         | 361,800                                |
| Salt Creek Township                    | 327,189                               | 0.25%         | 89,411                                 | 351,255                               | 0.24%         | 82,544                                 | 372,639                               | 0.24%         | 88,579                                 |
| Van Buren Township                     | 2,945,718                             | 2.24%         | 804,976                                | 3,162,726                             | 2.16%         | 333,552                                | 2,908,812                             | 1.85%         | 691,443                                |
| Washington Township                    | 182,548                               | 0.14%         | 49,885                                 | 194,590                               | 0.13%         | 143,867                                | 313,028                               | 0.20%         | 74,409                                 |
| <b>Bloomington Civil City</b>          | <b>49,937,985</b>                     | <b>38.04%</b> | <b>13,646,547</b>                      | <b>53,606,330</b>                     | <b>36.54%</b> | <b>12,564,300</b>                      | <b>56,832,512</b>                     | <b>36.21%</b> | <b>13,509,439</b>                      |
| Ellettsville Civil Town                | 2,936,851                             | 2.24%         | 802,553                                | 3,155,183                             | 2.15%         | 739,319                                | 3,345,571                             | 2.13%         | 795,263                                |
| Stinesville Civil Town                 | 17,869                                | 0.01%         | 4,883                                  | 19,158                                | 0.01%         | 4,168                                  | 19,953                                | 0.01%         | 4,743                                  |
| Richland-Bean Blossom Comm School Corp | -                                     | 0.00%         | -                                      | -                                     | 0.00%         | -                                      | -                                     | 0.00%         | -                                      |
| Monroe County Community School Corp    | -                                     | 0.00%         | -                                      | -                                     | 0.00%         | -                                      | -                                     | 0.00%         | -                                      |
| Monroe County Public Library           | 10,063,561                            | 7.67%         | 2,750,068                              | 10,805,262                            | 7.36%         | 2,541,913                              | 11,466,436                            | 7.30%         | 2,725,643                              |
| <b>Bloomington Transportation</b>      | <b>2,113,760</b>                      | <b>1.61%</b>  | <b>577,627</b>                         | <b>2,269,581</b>                      | <b>1.55%</b>  | <b>533,666</b>                         | <b>2,408,196</b>                      | <b>1.53%</b>  | <b>572,443</b>                         |
| Monroe Fire Protection District        | 3,187,768                             | 2.43%         | 871,121                                | 9,307,477                             | 6.34%         | 2,708,994                              | 12,060,027                            | 7.68%         | 2,866,743                              |
| Monroe County Solid Waste Mgmt Dist    | -                                     | 0.00%         | -                                      | -                                     | 0.00%         | -                                      | -                                     | 0.00%         | -                                      |
| <b>Total</b>                           | <b>131,287,166</b>                    | <b>100%</b>   | <b>35,876,828</b>                      | <b>146,722,137</b>                    | <b>100%</b>   | <b>34,232,607</b>                      | <b>156,973,380</b>                    | <b>100%</b>   | <b>37,313,542</b>                      |

Note: Projected LIT Certified Shares distributions assume a county-wide increase of 3% per year. Levies are projected to grow by a factor of 1.039, 3.9%, per year (average State Factor 2018 - 2022).

Note: 2022 LIT allocations are low (for most units across the State) due to the 2-month reduction of collections. FY 2020 collections ran 2-months longer, which will shorten FY 2021 collections by 2-months.

**City of Bloomington**

Annexation Revenue Projections - LIT Certified Shares  
 All Annexation Areas Combined  
 September 10, 2021

|  | Year 2                                |               |  | Year 3                                |               |  | Year 4                                |               |  |
|--|---------------------------------------|---------------|--|---------------------------------------|---------------|--|---------------------------------------|---------------|--|
|  | Allocation Amount<br>(IC 6-3.5-6-1.1) |               | Certified Shares (IC 6-3.5-6-18(e)(1)) | Allocation Amount<br>(IC 6-3.5-6-1.1) |               | Certified Shares (IC 6-3.5-6-18(e)(1)) | Allocation Amount<br>(IC 6-3.5-6-1.1) |               | Certified Shares (IC 6-3.5-6-18(e)(1)) |
| Monroe County                          | 63,299,560                            | 36.76%        | 14,128,484                             | 64,964,885                            | 36.38%        | 14,401,615                             | 67,220,635                            | 36.30%        | 14,800,188                             |
| Bean Blossom Township                  | 237,575                               | 0.14%         | 53,027                                 | 243,807                               | 0.14%         | 54,048                                 | 252,269                               | 0.14%         | 55,543                                 |
| Benton Township                        | 657,793                               | 0.38%         | 146,820                                | 674,937                               | 0.38%         | 149,622                                | 698,336                               | 0.38%         | 153,755                                |
| Bloomington Township                   | 3,163,933                             | 1.84%         | 706,191                                | 3,321,931                             | 1.86%         | 736,416                                | 3,454,169                             | 1.87%         | 760,516                                |
| Clear Creek Township                   | 401,979                               | 0.23%         | 89,722                                 | 412,502                               | 0.23%         | 91,445                                 | 426,813                               | 0.23%         | 93,973                                 |
| Indian Creek Township                  | 48,397                                | 0.03%         | 10,802                                 | 49,630                                | 0.03%         | 11,002                                 | 51,344                                | 0.03%         | 11,305                                 |
| Perry Township                         | 1,217,386                             | 0.71%         | 271,721                                | 1,249,198                             | 0.70%         | 276,926                                | 1,292,525                             | 0.70%         | 284,580                                |
| Polk Township                          | 100,831                               | 0.06%         | 22,506                                 | 103,470                               | 0.06%         | 22,938                                 | 107,060                               | 0.06%         | 23,572                                 |
| Richland Township                      | 1,577,277                             | 0.92%         | 352,049                                | 1,614,929                             | 0.90%         | 358,002                                | 1,670,135                             | 0.90%         | 367,719                                |
| Salt Creek Township                    | 389,987                               | 0.23%         | 87,045                                 | 400,209                               | 0.22%         | 88,719                                 | 414,096                               | 0.22%         | 91,173                                 |
| Van Buren Township                     | 3,367,138                             | 1.96%         | 751,546                                | 3,531,594                             | 1.98%         | 782,895                                | 3,671,364                             | 1.98%         | 808,336                                |
| Washington Township                    | 250,166                               | 0.15%         | 55,837                                 | 238,450                               | 0.13%         | 52,860                                 | 242,594                               | 0.13%         | 53,413                                 |
| <b>Bloomington Civil City</b>          | <b>66,551,889</b>                     | <b>38.65%</b> | <b>14,854,405</b>                      | <b>69,965,511</b>                     | <b>39.18%</b> | <b>15,510,169</b>                      | <b>72,770,608</b>                     | <b>39.30%</b> | <b>16,022,144</b>                      |
| Ellettsville Civil Town                | 3,503,159                             | 2.03%         | 781,906                                | 3,595,410                             | 2.01%         | 797,042                                | 3,720,272                             | 2.01%         | 819,105                                |
| Stinesville Civil Town                 | 21,144                                | 0.01%         | 4,719                                  | 21,760                                | 0.01%         | 4,824                                  | 22,529                                | 0.01%         | 4,960                                  |
| Richland-Bean Blossom Comm School Corp | -                                     | 0.00%         | -                                      | -                                     | 0.00%         | -                                      | -                                     | 0.00%         | -                                      |
| Monroe County Community School Corp    | -                                     | 0.00%         | -                                      | -                                     | 0.00%         | -                                      | -                                     | 0.00%         | -                                      |
| Monroe County Public Library           | 11,998,223                            | 6.97%         | 2,678,007                              | 12,312,218                            | 6.89%         | 2,729,410                              | 12,739,355                            | 6.88%         | 2,804,866                              |
| <b>Bloomington Transportation</b>      | <b>2,821,455</b>                      | <b>1.64%</b>  | <b>629,750</b>                         | <b>2,966,473</b>                      | <b>1.66%</b>  | <b>657,617</b>                         | <b>3,085,472</b>                      | <b>1.67%</b>  | <b>679,339</b>                         |
| Monroe Fire Protection District        | 12,582,466                            | 7.31%         | 2,808,411                              | 12,903,047                            | 7.23%         | 2,860,387                              | 13,348,714                            | 7.21%         | 2,939,030                              |
| Monroe County Solid Waste Mgmt Dist    | -                                     | 0.00%         | -                                      | -                                     | 0.00%         | -                                      | -                                     | 0.00%         | -                                      |
| <b>Total</b>                           | <b>172,190,358</b>                    | <b>100%</b>   | <b>38,432,948</b>                      | <b>178,569,960</b>                    | <b>100%</b>   | <b>39,585,936</b>                      | <b>185,188,292</b>                    | <b>100%</b>   | <b>40,773,514</b>                      |

Note: Projected LIT Certified Shares distributions assume a county-wide increase of 3% per year. Levies are projected to grow by a factor of 1.039, 3.9%, per year (average State Factor 2018 - 2022).

Note: 2022 LIT allocations are low (for most units across the State) due to the 2-month reduction of collections. FY 2020 collections ran 2-months longer, which will shorten FY 2021 collections by 2-months.



**City of Bloomington**

Annexation Revenue Projections - LIT Public Safety

All Annexation Areas Combined

September 10, 2021

|                               | 2021              |               |                            | 2022 Projection   |               |                            | Year 1            |               |                            |
|-------------------------------|-------------------|---------------|----------------------------|-------------------|---------------|----------------------------|-------------------|---------------|----------------------------|
|                               | Allocation Amount |               | Public Safety Distribution | Allocation Amount |               | Public Safety Distribution | Allocation Amount |               | Public Safety Distribution |
| Monroe County                 | 33,275,241        | 45.88%        | 3,204,526                  | 34,592,897        | 45.91%        | 3,059,426                  | 37,035,615        | 45.91%        | 3,495,134                  |
| <b>Bloomington Civil City</b> | <b>37,172,582</b> | <b>51.25%</b> | <b>3,579,854</b>           | <b>38,601,372</b> | <b>51.23%</b> | <b>3,413,939</b>           | <b>41,322,821</b> | <b>51.22%</b> | <b>3,899,727</b>           |
| Ellettsville Civil Town       | 2,067,223         | 2.85%         | 199,081                    | 2,150,160         | 2.85%         | 190,162                    | 2,302,097         | 2.85%         | 217,254                    |
| Stinesville Civil Town        | 12,533            | 0.02%         | 1,207                      | 11,725            | 0.02%         | 1,037                      | 12,423            | 0.02%         | 1,172                      |
| <b>Total</b>                  | <b>72,527,579</b> | <b>100%</b>   | <b>6,984,668</b>           | <b>75,356,155</b> | <b>100%</b>   | <b>6,664,564</b>           | <b>80,672,956</b> | <b>100%</b>   | <b>7,613,288</b>           |

|                               | Year 2            |               |                            | Year 3            |               |                            | Year 4             |               |                            |
|-------------------------------|-------------------|---------------|----------------------------|-------------------|---------------|----------------------------|--------------------|---------------|----------------------------|
|                               | Allocation Amount |               | Public Safety Distribution | Allocation Amount |               | Public Safety Distribution | Allocation Amount  |               | Public Safety Distribution |
| Monroe County                 | 38,796,394        | 40.74%        | 3,195,089                  | 39,873,099        | 40.33%        | 3,257,573                  | 41,428,150         | 40.33%        | 3,355,301                  |
| <b>Bloomington Civil City</b> | <b>53,996,787</b> | <b>56.71%</b> | <b>4,446,922</b>           | <b>56,497,767</b> | <b>57.15%</b> | <b>4,615,784</b>           | <b>58,701,180</b>  | <b>57.15%</b> | <b>4,754,258</b>           |
| Ellettsville Civil Town       | 2,411,555         | 2.53%         | 198,604                    | 2,478,483         | 2.51%         | 202,488                    | 2,575,144          | 2.51%         | 208,563                    |
| Stinesville Civil Town        | 13,002            | 0.01%         | 1,071                      | 13,362            | 0.01%         | 1,092                      | 13,883             | 0.01%         | 1,124                      |
| <b>Total</b>                  | <b>95,217,738</b> | <b>100%</b>   | <b>7,841,687</b>           | <b>98,862,711</b> | <b>100%</b>   | <b>8,076,938</b>           | <b>102,718,357</b> | <b>100%</b>   | <b>8,319,246</b>           |

**City of Bloomington**

Circuit Breaker Comparison for School Corporations for Pay 2020  
September 10, 2021

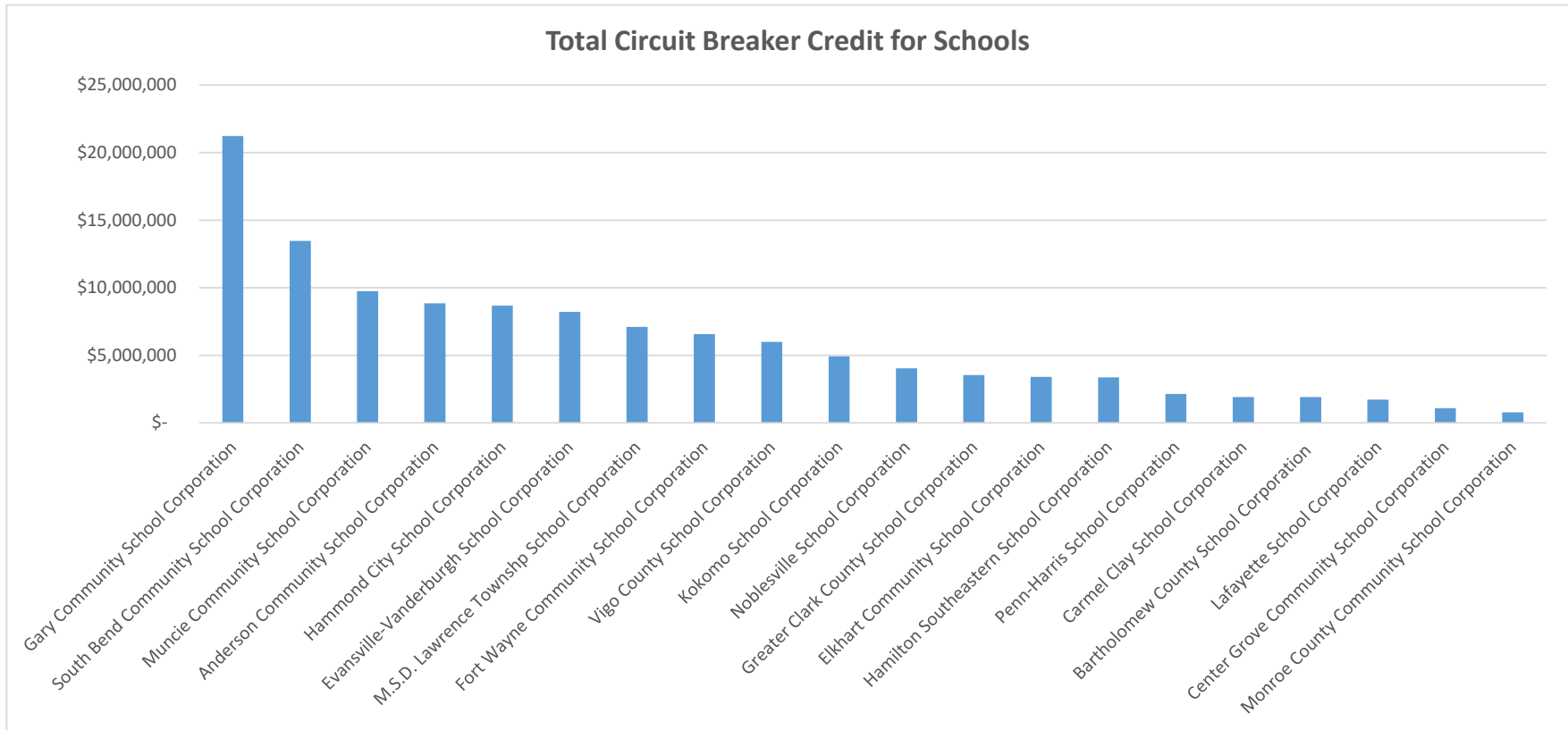
|   | <u>Pay 2020 Circuit</u><br><u>Breaker</u> |   |
|---|---|---|
| Gary Community School Corporation                 | \$ 21,231,661                             |   |
| South Bend Community School Corporation           | \$ 13,455,161                             |   |
| Muncie Community School Corporation               | \$ 9,740,020                              |   |
| Anderson Community School Corporation             | \$ 8,845,000                              |   |
| Hammond City School Corporation                   | \$ 8,677,284                              |   |
| Evansville-Vanderburgh School Corporation         | \$ 8,215,866                              |   |
| M.S.D. Lawrence Township School Corporation       | \$ 7,093,912                              |   |
| Fort Wayne Community School Corporation           | \$ 6,561,396                              |   |
| Vigo County School Corporation                    | \$ 5,986,997                              |   |
| Kokomo School Corporation                         | \$ 4,924,172                              |   |
| Noblesville School Corporation                    | \$ 4,043,211                              |   |
| Greater Clark County School Corporation           | \$ 3,533,745                              |   |
| Elkhart Community School Corporation              | \$ 3,408,502                              |   |
| Hamilton Southeastern School Corporation          | \$ 3,368,228                              |   |
| Penn-Harris School Corporation                    | \$ 2,133,291                              |   |
| Carmel Clay School Corporation                    | \$ 1,918,402                              |   |
| Bartholomew County School Corporation             | \$ 1,914,676                              |   |
| Lafayette School Corporation                      | \$ 1,722,056                              |   |
| Center Grove Community School Corporation         | \$ 1,081,865                              |   |
| <b>Monroe County Community School Corporation</b> | <b>\$ 783,665</b>                         | <b>&lt;&lt;&lt;Post-Annexation Projection</b> |

Note: 2021 Circuit Breaker reports not available for all school corporations.

**City of Bloomington**

Circuit Breaker Comparison for School Corporations for Pay 2020

September 10, 2021



**City of Bloomington**

Area #1A South-West Bloomington Annexation Area

Circuit Breaker Impact to All Units

September 10, 2021

|  | County               |                   |                    | Township             |                   |                    | School               |                   |                    |
|--|----------------------|-------------------|--------------------|----------------------|-------------------|--------------------|----------------------|-------------------|--------------------|
|  | 004                  | 011               | 015                | 004                  | 011               | 015                | 004                  | 011               | 015                |
|  | Bloomington Township | Richland Township | Van Buren Township | Bloomington Township | Richland Township | Van Buren Township | Bloomington Township | Richland Township | Van Buren Township |
| Unit Rate                                  | 0.3986               | 0.3986            | 0.3986             | 0.0188               | 0.0291            | 0.0575             | 0.6142               | 1.0854            | 0.6142             |
| Divided by: New Taxing District Rate       | 2.2811               | 2.4986            | 2.3198             | 2.2811               | 2.4986            | 2.3198             | 2.2811               | 2.4986            | 2.3198             |
| Equals: % of Taxing District Rate          | 17%                  | 16%               | 17%                | 1%                   | 1%                | 2%                 | 27%                  | 43%               | 26%                |
| Times: Total Circuit Breaker Increase      | 16,006               | 51,927            | 318,618            | 16,006               | 51,927            | 318,618            | 16,006               | 51,927            | 318,618            |
| Equals: Increased Share of Circuit Breaker | 2,797                | 8,284             | 54,747             | 132                  | 605               | 7,898              | 4,310                | 22,557            | 84,359             |

|  | Library              |                   |                    | City                 |                   |                    | Transit              |                   |                    |
|--|----------------------|-------------------|--------------------|----------------------|-------------------|--------------------|----------------------|-------------------|--------------------|
|  | 004                  | 011               | 015                | 004                  | 011               | 015                | 004                  | 011               | 015                |
|  | Bloomington Township | Richland Township | Van Buren Township | Bloomington Township | Richland Township | Van Buren Township | Bloomington Township | Richland Township | Van Buren Township |
| Unit Rate                                  | 0.0920               | 0.0920            | 0.0920             | 0.7049               | 0.8299            | 0.7049             | 0.0384               | 0.0384            | 0.0384             |
| Divided by: New Taxing District Rate       | 2.2811               | 2.4986            | 2.3198             | 2.2811               | 2.4986            | 2.3198             | 2.2811               | 2.4986            | 2.3198             |
| Equals: % of Taxing District Rate          | 4%                   | 4%                | 4%                 | 31%                  | 33%               | 30%                | 2%                   | 2%                | 2%                 |
| Times: Total Circuit Breaker Increase      | 16,006               | 51,927            | 318,618            | 16,006               | 51,927            | 318,618            | 16,006               | 51,927            | 318,618            |
| Equals: Increased Share of Circuit Breaker | 646                  | 1,912             | 12,636             | 4,946                | 17,247            | 96,811             | 269                  | 798               | 5,274              |

|  | Solid Waste Management |                   |                    | Monroe Fire Protection District |                   |                    |
|--|------------------------|-------------------|--------------------|---------------------------------|-------------------|--------------------|
|  | 004                    | 011               | 015                | 004                             | 011               | 015                |
|  | Bloomington Township   | Richland Township | Van Buren Township | Bloomington Township            | Richland Township | Van Buren Township |
| Unit Rate                                  | 0.0277                 | 0.0277            | 0.0277             | 0.3890                          | 0.0000            | 0.3890             |
| Divided by: New Taxing District Rate       | 2.2811                 | 2.4986            | 2.3198             | 2.2811                          | 2.4986            | 2.3198             |
| Equals: % of Taxing District Rate          | 1%                     | 1%                | 1%                 | 17%                             | 0%                | 17%                |
| Times: Total Circuit Breaker Increase      | 16,006                 | 51,927            | 318,618            | 16,006                          | 51,927            | 318,618            |
| Equals: Increased Share of Circuit Breaker | 194                    | 576               | 3,805              | 2,730                           | -                 | 53,428             |

**City of Bloomington**

Area #1B South-West Bloomington Annexation Area

Circuit Breaker Impact to All Units

September 10, 2021

|  | County         |                    | Township       |                    | School         |                    |
|--|----------------|--------------------|----------------|--------------------|----------------|--------------------|
|  | 008            | 015                | 008            | 015                | 008            | 015                |
|  | Perry Township | Van Buren Township | Perry Township | Van Buren Township | Perry Township | Van Buren Township |
| Unit Rate                                  | 0.3986         | 0.3986             | 0.0222         | 0.0575             | 0.6142         | 0.6142             |
| Divided by: New Taxing District Rate       | 2.2845         | 2.3198             | 2.2845         | 2.3198             | 2.2845         | 2.3198             |
| Equals: % of Taxing District Rate          | 17%            | 17%                | 1%             | 2%                 | 27%            | 26%                |
| Times: Total Circuit Breaker Increase      | 348,284        | 77,408             | 348,284        | 77,408             | 348,284        | 77,408             |
| Equals: Increased Share of Circuit Breaker | 60,769         | 13,301             | 3,385          | 1,919              | 93,638         | 20,495             |

|  | Library        |                    | City           |                    | Transit        |                    |
|--|----------------|--------------------|----------------|--------------------|----------------|--------------------|
|  | 008            | 015                | 008            | 015                | 008            | 015                |
|  | Perry Township | Van Buren Township | Perry Township | Van Buren Township | Perry Township | Van Buren Township |
| Unit Rate                                  | 0.0920         | 0.0920             | 0.7049         | 0.7049             | 0.0384         | 0.0384             |
| Divided by: New Taxing District Rate       | 2.2845         | 2.3198             | 2.2845         | 2.3198             | 2.2845         | 2.3198             |
| Equals: % of Taxing District Rate          | 4%             | 4%                 | 31%            | 30%                | 2%             | 2%                 |
| Times: Total Circuit Breaker Increase      | 348,284        | 77,408             | 348,284        | 77,408             | 348,284        | 77,408             |
| Equals: Increased Share of Circuit Breaker | 14,026         | 3,070              | 107,459        | 23,520             | 5,854          | 1,281              |

|  | Solid Waste Management |                    | Monroe Fire Protection District |                    |
|--|------------------------|--------------------|---------------------------------|--------------------|
|  | 008                    | 015                | 008                             | 015                |
|  | Perry Township         | Van Buren Township | Perry Township                  | Van Buren Township |
| Unit Rate                                  | 0.0277                 | 0.0277             | 0.3890                          | 0.3890             |
| Divided by: New Taxing District Rate       | 2.2845                 | 2.3198             | 2.2845                          | 2.3198             |
| Equals: % of Taxing District Rate          | 1%                     | 1%                 | 17%                             | 17%                |
| Times: Total Circuit Breaker Increase      | 348,284                | 77,408             | 348,284                         | 77,408             |
| Equals: Increased Share of Circuit Breaker | 4,223                  | 924                | 59,305                          | 12,980             |

**City of Bloomington**

Area #1C South-West Bloomington Annexation Area

Circuit Breaker Impact to All Units

September 10, 2021

|  | <b>County</b>      | <b>Township</b>    | <b>School</b>      | <b>Library</b>     |
|--|--------------------|--------------------|--------------------|--------------------|
|  | 015                | 015                | 015                | 015                |
|  | Van Buren Township | Van Buren Township | Van Buren Township | Van Buren Township |
| Unit Rate                                  | 0.3986             | 0.0575             | 0.6142             | 0.0920             |
| Divided by: New Taxing District Rate       | 2.3198             | 2.3198             | 2.3198             | 2.3198             |
| Equals: % of Taxing District Rate          | 17%                | 2%                 | 26%                | 4%                 |
| Times: Total Circuit Breaker Increase      | 4,026              | 4,026              | 4,026              | 4,026              |
| Equals: Increased Share of Circuit Breaker | 692                | 100                | 1,066              | 160                |

|  | <b>City</b>        | <b>Transit</b>     | <b>Solid Waste Management</b> | <b>Monroe Fire Protection District</b> |
|--|--------------------|--------------------|-------------------------------|--|
|  | 015                | 015                | 015                           | 015                                    |
|  | Van Buren Township | Van Buren Township | Van Buren Township            | Van Buren Township                     |
| Unit Rate                                  | 0.704856923        | 0.0384             | 0.0277                        | 0.3890                                 |
| Divided by: New Taxing District Rate       | 2.3198             | 2.3198             | 2.3198                        | 2.3198                                 |
| Equals: % of Taxing District Rate          | 30%                | 2%                 | 1%                            | 17%                                    |
| Times: Total Circuit Breaker Increase      | 4,026              | 4,026              | 4,026                         | 4,026                                  |
| Equals: Increased Share of Circuit Breaker | 1,223              | 67                 | 48                            | 675                                    |

**City of Bloomington**

Area #2 South-East Bloomington Annexation Area

Circuit Breaker Impact to All Units

September 10, 2021

|  | County               |                |                 |                     | Township             |                |                 |                     |
|--|----------------------|----------------|-----------------|---------------------|----------------------|----------------|-----------------|---------------------|
|  | 004                  | 008            | 003             | 014                 | 004                  | 008            | 003             | 014                 |
|  | Bloomington Township | Perry Township | Benton Township | Salt Creek Township | Bloomington Township | Perry Township | Benton Township | Salt Creek Township |
| Unit Rate                                  | 0.3986               | 0.3986         | 0.3986          | 0.3986              | 0.0188               | 0.0222         | 0.0399          | 0.0125              |
| Divided by: New Taxing District Rate       | 2.2811               | 2.2870         | 2.3047          | 2.0108              | 2.2811               | 2.2870         | 2.3047          | 2.0108              |
| Equals: % of Taxing District Rate          | 17%                  | 17%            | 17%             | 20%                 | 1%                   | 1%             | 2%              | 1%                  |
| Times: Total Circuit Breaker Increase      | 1,012                | 881,461        | -               | 2,014               | 1,012                | 881,461        | -               | 2,014               |
| Equals: Increased Share of Circuit Breaker | 177                  | 153,632        | -               | 399                 | 8                    | 8,557          | -               | 13                  |

|  | School               |                |                 |                     | Library              |                |                 |                     |
|--|----------------------|----------------|-----------------|---------------------|----------------------|----------------|-----------------|---------------------|
|  | 004                  | 008            | 003             | 014                 | 004                  | 008            | 003             | 014                 |
|  | Bloomington Township | Perry Township | Benton Township | Salt Creek Township | Bloomington Township | Perry Township | Benton Township | Salt Creek Township |
| Unit Rate                                  | 0.6142               | 0.6142         | 0.6142          | 0.6142              | 0.0920               | 0.0920         | 0.0920          | 0.0920              |
| Divided by: New Taxing District Rate       | 2.2811               | 2.2870         | 2.3047          | 2.0108              | 2.2811               | 2.2870         | 2.3047          | 2.0108              |
| Equals: % of Taxing District Rate          | 27%                  | 27%            | 27%             | 31%                 | 4%                   | 4%             | 4%              | 5%                  |
| Times: Total Circuit Breaker Increase      | 1,012                | 881,461        | -               | 2,014               | 1,012                | 881,461        | -               | 2,014               |
| Equals: Increased Share of Circuit Breaker | 273                  | 236,731        | -               | 615                 | 41                   | 35,459         | -               | 92                  |

|  | City                 |                |                 |                     | Transit              |                |                 |                     |
|--|----------------------|----------------|-----------------|---------------------|----------------------|----------------|-----------------|---------------------|
|  | 004                  | 008            | 003             | 014                 | 004                  | 008            | 003             | 014                 |
|  | Bloomington Township | Perry Township | Benton Township | Salt Creek Township | Bloomington Township | Perry Township | Benton Township | Salt Creek Township |
| Unit Rate                                  | 0.7049               | 0.7049         | 0.7049          | 0.8299              | 0.0384               | 0.0384         | 0.0384          | 0.0384              |
| Divided by: New Taxing District Rate       | 2.2811               | 2.2870         | 2.3047          | 2.0108              | 2.2811               | 2.2870         | 2.3047          | 2.0108              |
| Equals: % of Taxing District Rate          | 31%                  | 31%            | 31%             | 41%                 | 2%                   | 2%             | 2%              | 2%                  |
| Times: Total Circuit Breaker Increase      | 1,012                | 881,461        | -               | 2,014               | 1,012                | 881,461        | -               | 2,014               |
| Equals: Increased Share of Circuit Breaker | 313                  | 271,673        | -               | 831                 | 17                   | 14,801         | -               | 38                  |

|  | Solid Waste Management |                |                 |                     | Monroe Fire Protection District |                |                 |                     |
|--|------------------------|----------------|-----------------|---------------------|---------------------------------|----------------|-----------------|---------------------|
|  | 004                    | 008            | 003             | 014                 | 004                             | 008            | 003             | 014                 |
|  | Bloomington Township   | Perry Township | Benton Township | Salt Creek Township | Bloomington Township            | Perry Township | Benton Township | Salt Creek Township |
| Unit Rate                                  | 0.0277                 | 0.0277         | 0.0277          | 0.0277              | 0.3890                          | 0.3890         | 0.3890          | 0.0000              |
| Divided by: New Taxing District Rate       | 2.2811                 | 2.2870         | 2.3047          | 2.0108              | 2.2811                          | 2.2870         | 2.3047          | 2.0108              |
| Equals: % of Taxing District Rate          | 1%                     | 1%             | 1%              | 1%                  | 17%                             | 17%            | 17%             | 0%                  |
| Times: Total Circuit Breaker Increase      | 1,012                  | 881,461        | -               | 2,014               | 1,012                           | 881,461        | -               | 2,014               |
| Equals: Increased Share of Circuit Breaker | 12                     | 10,676         | -               | 28                  | 173                             | 149,932        | -               | -                   |

**City of Bloomington**

Area #3 North Island Bloomington Annexation Area

Circuit Breaker Impact to All Units

September 10, 2021

|  | <b>County</b> | <b>Township</b> | <b>School</b> | <b>Library</b> |
|--|---------------|-----------------|---------------|----------------|
|  | 004           | 004             | 004           | 004            |
|  | Bloomington   | Bloomington     | Bloomington   | Bloomington    |
|  | Township      | Township        | Township      | Township       |
| Unit Rate                                  | 0.3986        | 0.0188          | 0.6142        | 0.0920         |
| Divided by: New Taxing District Rate       | 2.2811        | 2.2811          | 2.2811        | 2.2811         |
| Equals: % of Taxing District Rate          | 17%           | 1%              | 27%           | 4%             |
| Times: Total Circuit Breaker Increase      | 17,400        | 17,400          | 17,400        | 17,400         |
| Equals: Increased Share of Circuit Breaker | <u>3,040</u>  | <u>143</u>      | <u>4,685</u>  | <u>702</u>     |

|  | <b>City</b>  | <b>Transit</b> | <b>Solid Waste Management</b> | <b>Monroe Fire Protection District</b> |
|--|--------------|----------------|-------------------------------|--|
|  | 004          | 004            | 004                           | 004                                    |
|  | Bloomington  | Bloomington    | Bloomington                   | Bloomington                            |
|  | Township     | Township       | Township                      | Township                               |
| Unit Rate                                  | 0.704856923  | 0.0384         | 0.0277                        | 0.3890                                 |
| Divided by: New Taxing District Rate       | 2.2811       | 2.2811         | 2.2811                        | 2.2811                                 |
| Equals: % of Taxing District Rate          | 31%          | 2%             | 1%                            | 17%                                    |
| Times: Total Circuit Breaker Increase      | 17,400       | 17,400         | 17,400                        | 17,400                                 |
| Equals: Increased Share of Circuit Breaker | <u>5,377</u> | <u>293</u>     | <u>211</u>                    | <u>2,967</u>                           |



**City of Bloomington**

Area #4 Central Island Bloomington Annexation Area

Circuit Breaker Impact to All Units

September 10, 2021

|  | <b>County</b> | <b>Township</b> | <b>School</b> | <b>Library</b> |
|--|---------------|-----------------|---------------|----------------|
|  | 008           | 008             | 008           | 008            |
|  | Perry         | Perry           | Perry         | Perry          |
|  | Township      | Township        | Township      | Township       |
| Unit Rate                                  | 0.3986        | 0.0222          | 0.6142        | 0.0920         |
| Divided by: New Taxing District Rate       | 2.2870        | 2.2870          | 2.2870        | 2.2870         |
| Equals: % of Taxing District Rate          | 17%           | 1%              | 27%           | 4%             |
| Times: Total Circuit Breaker Increase      | 12,624        | 12,624          | 12,624        | 12,624         |
| Equals: Increased Share of Circuit Breaker | 2,200         | 123             | 3,390         | 508            |

|  | <b>City</b> | <b>Transit</b> | <b>Solid Waste Management</b> | <b>Monroe Fire Protection District</b> |
|--|-------------|----------------|-------------------------------|--|
|  | 008         | 008            | 008                           | 008                                    |
|  | Perry       | Perry          | Perry                         | Perry                                  |
|  | Township    | Township       | Township                      | Township                               |
| Unit Rate                                  | 0.7049      | 0.0384         | 0.0277                        | 0.3890                                 |
| Divided by: New Taxing District Rate       | 2.2870      | 2.2870         | 2.2870                        | 2.2870                                 |
| Equals: % of Taxing District Rate          | 31%         | 2%             | 1%                            | 17%                                    |
| Times: Total Circuit Breaker Increase      | 12,624      | 12,624         | 12,624                        | 12,624                                 |
| Equals: Increased Share of Circuit Breaker | 3,891       | 212            | 153                           | 2,147                                  |

**City of Bloomington**

Area #5 South Island Bloomington Annexation Area

Circuit Breaker Impact to All Units

September 10, 2021

|  | <b>County</b> | <b>Township</b> | <b>School</b> | <b>Library</b> |
|--|---------------|-----------------|---------------|----------------|
|  | 008           | 008             | 008           | 008            |
|  | Perry         | Perry           | Perry         | Perry          |
|  | Township      | Township        | Township      | Township       |
| Unit Rate                                  | 0.3986        | 0.0222          | 0.6142        | 0.0920         |
| Divided by: New Taxing District Rate       | 2.2870        | 2.2870          | 2.2870        | 2.2870         |
| Equals: % of Taxing District Rate          | 17%           | 1%              | 27%           | 4%             |
| Times: Total Circuit Breaker Increase      | 117,662       | 117,662         | 117,662       | 117,662        |
| Equals: Increased Share of Circuit Breaker | 20,508        | 1,142           | 31,600        | 4,733          |

|  | <b>City</b> | <b>Transit</b> | <b>Solid Waste Management</b> | <b>Monroe Fire Protection District</b> |
|--|-------------|----------------|-------------------------------|--|
|  | 008         | 008            | 008                           | 008                                    |
|  | Perry       | Perry          | Perry                         | Perry                                  |
|  | Township    | Township       | Township                      | Township                               |
| Unit Rate                                  | 0.7049      | 0.0384         | 0.0277                        | 0.3890                                 |
| Divided by: New Taxing District Rate       | 2.2870      | 2.2870         | 2.2870                        | 2.2870                                 |
| Equals: % of Taxing District Rate          | 31%         | 2%             | 1%                            | 17%                                    |
| Times: Total Circuit Breaker Increase      | 117,662     | 117,662        | 117,662                       | 117,662                                |
| Equals: Increased Share of Circuit Breaker | 36,264      | 1,976          | 1,425                         | 20,014                                 |

## City of Bloomington

Bloomington Township Annexation Area Impact  
September 10, 2021

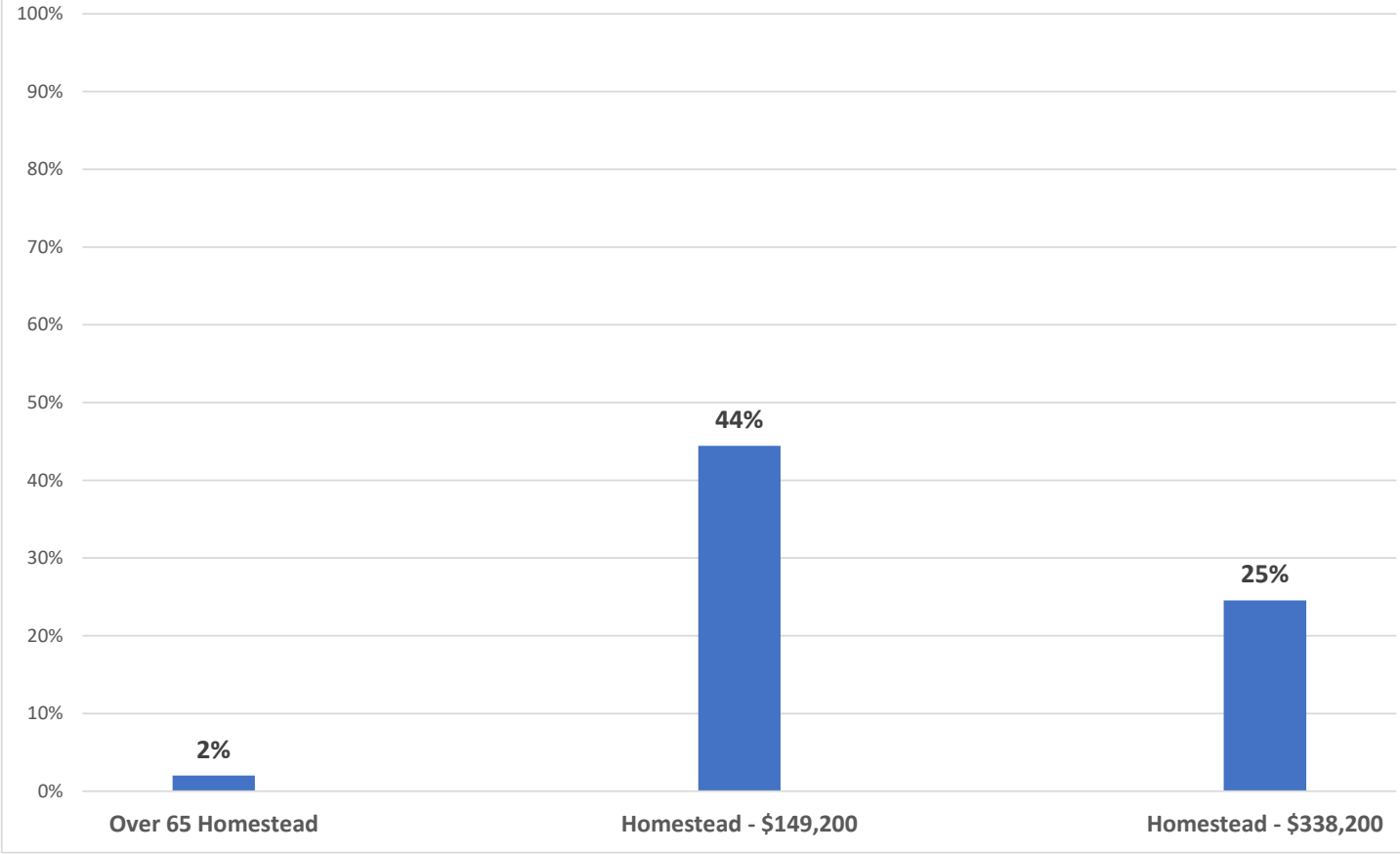
Below are homestead impacts

|   | <u>Over 65<br/>Homestead</u> | <u>Homestead -<br/>\$149,200</u> | <u>Homestead -<br/>\$338,200</u> |
|---|------------------------------|----------------------------------|----------------------------------|
| Gross Value of Home                                 | \$ 124,100                   | \$ 149,200                       | \$ 338,200                       |
| Pre-Annexation Property Tax Bill                    | \$ 361.10                    | \$ 2,298.12                      | \$ 2,786.84                      |
| Post-Annexation Property Tax Bill                   | \$ 368.32                    | \$ 3,811.79                      | \$ 3,990.16                      |
| Net Annexation Impact (Includes benefits)           | \$ 7.22                      | \$ 1,021.15                      | \$ 684.24                        |
| % Increase in Property Tax Bill from Annexation     | 2%                           | 44%                              | 25%                              |
| Tax Bill increase as a % of Median Household Income | 0.01%                        | 2.05%                            | 1.37%                            |

Note: the homestead portion of taxbills for residents 65 and over are limited to a 2% increase year-over-year  
Any increase in the tax bill over 2% is due to non homestead property

Note 2: according to the U.S. Census Bureau and datausa.io, Monroe County median household income is \$49,839  
and the median home value is \$167,900

**Property Tax Impact From Annexation - Bloomington Township**



## City of Bloomington

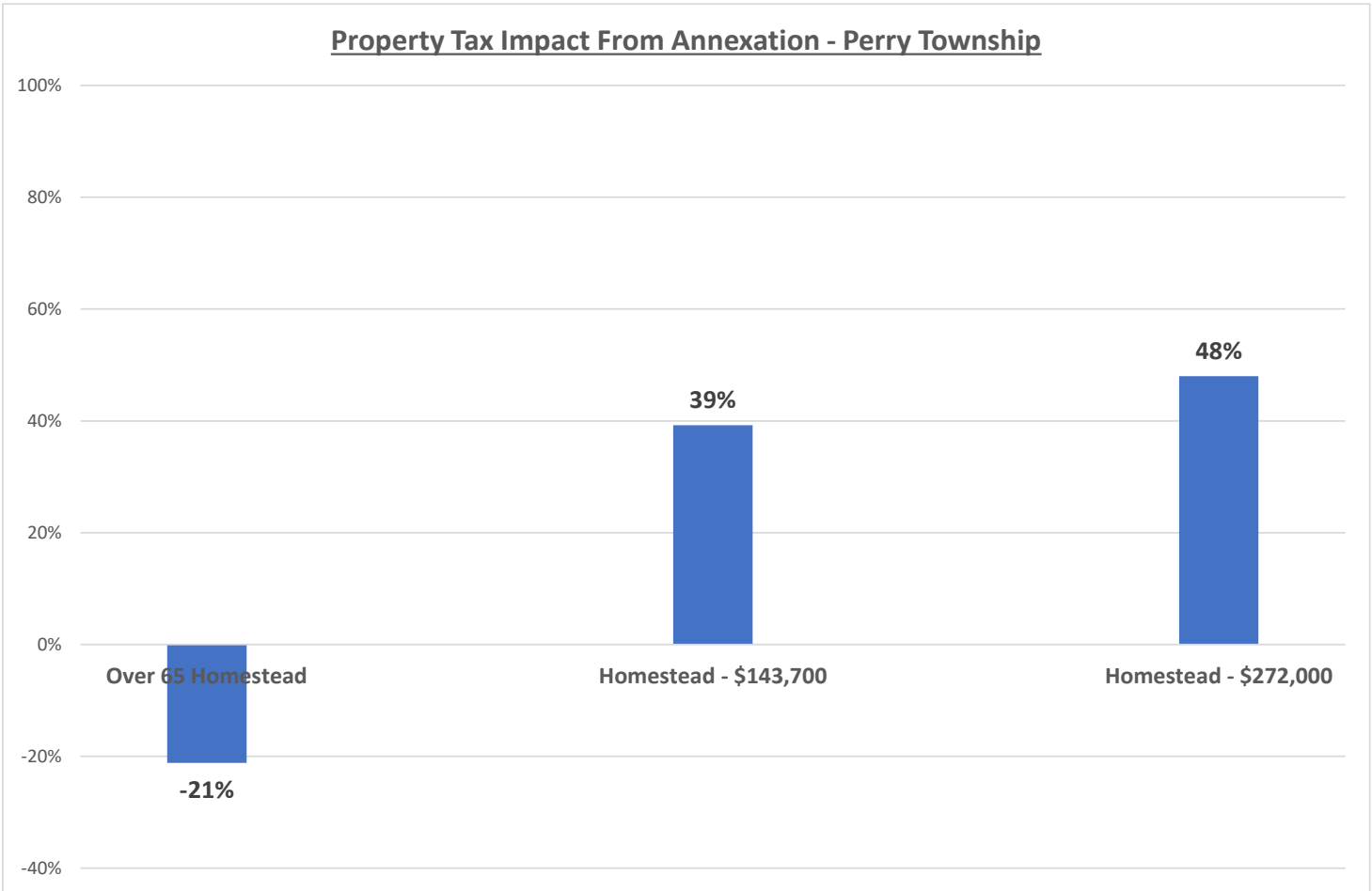
### Perry Township Annexation Area Impact

Below are homestead impacts

|   | <u>Over 65<br/>Homestead</u> | <u>Homestead -<br/>\$143,700</u> | <u>Homestead -<br/>\$272,000</u> |
|---|------------------------------|----------------------------------|----------------------------------|
| Gross Value of Home                                 | \$ 129,900                   | \$ 143,700                       | \$ 272,000                       |
| Pre-Annexation Property Tax Bill                    | \$ 395.32                    | \$ 961.00                        | \$ 2,711.16                      |
| Post-Annexation Property Tax Bill                   | \$ 403.23                    | \$ 1,592.84                      | \$ 4,493.67                      |
| Net Annexation Impact (Includes benefits)           | \$ (83.65)                   | \$ 377.05                        | \$ 1,301.05                      |
| % Increase in Property Tax Bill from Annexation     | -21%                         | 39%                              | 48%                              |
| Tax Bill increase as a % of Median Household Income | -0.17%                       | 0.76%                            | 2.61%                            |

Note: the homestead portion of taxbills for residents 65 and over are limited to a 2% increase year-over-year  
Any increase in the tax bill over 2% is due to non homestead property

Note 2: according to the U.S. Census Bureau and datausa.io, Monroe County median household income is \$49,839  
and the median home value is \$167,900



## City of Bloomington

### Richland Township Annexation Area Impact

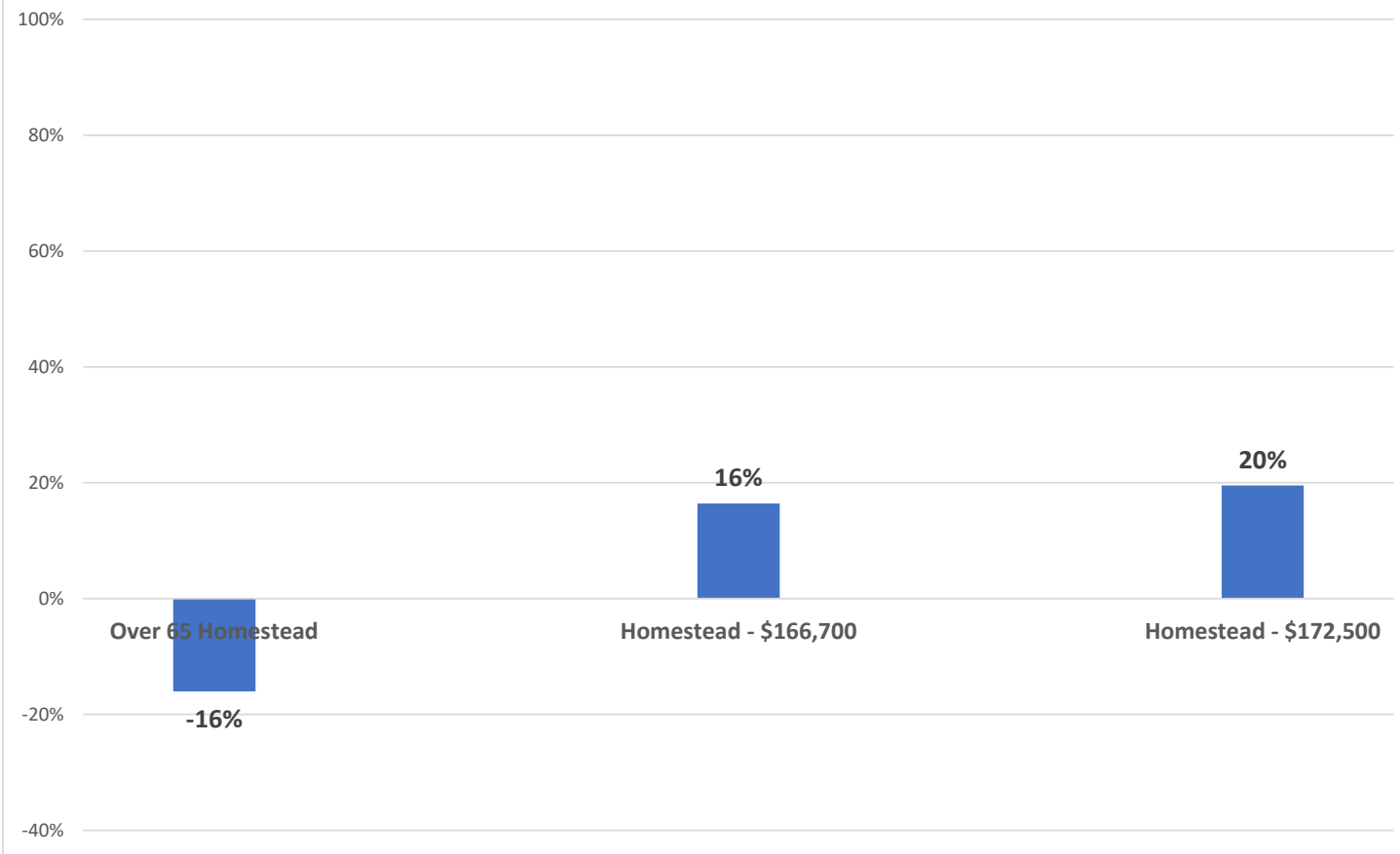
Below are homestead impacts

|   | <u>Over 65<br/>Homestead</u> | <u>Homestead -<br/>\$166,700</u> | <u>Homestead -<br/>\$172,500</u> |
|---|------------------------------|----------------------------------|----------------------------------|
| Gross Value of Home                                 | \$ 127,900                   | \$ 166,700                       | \$ 172,500                       |
| Pre-Annexation Property Tax Bill                    | \$ 507.74                    | \$ 1,353.38                      | \$ 1,366.56                      |
| Post-Annexation Property Tax Bill                   | \$ 517.89                    | \$ 1,867.05                      | \$ 1,932.00                      |
| Net Annexation Impact (Includes benefits)           | \$ (81.41)                   | \$ 222.06                        | \$ 266.88                        |
| % Increase in Property Tax Bill from Annexation     | -16%                         | 16%                              | 20%                              |
| Tax Bill increase as a % of Median Household Income | -0.16%                       | 0.45%                            | 0.54%                            |

Note: the homestead portion of taxbills for residents 65 and over are limited to a 2% increase year-over-year  
Any increase in the tax bill over 2% is due to non homestead property

Note 2: according to the U.S. Census Bureau and datausa.io, Monroe County median household income is \$49,839  
and the median home value is \$167,900

**Property Tax Impact From Annexation - Richland Township**





## City of Bloomington

### Salt Creek Township Annexation Area Impact

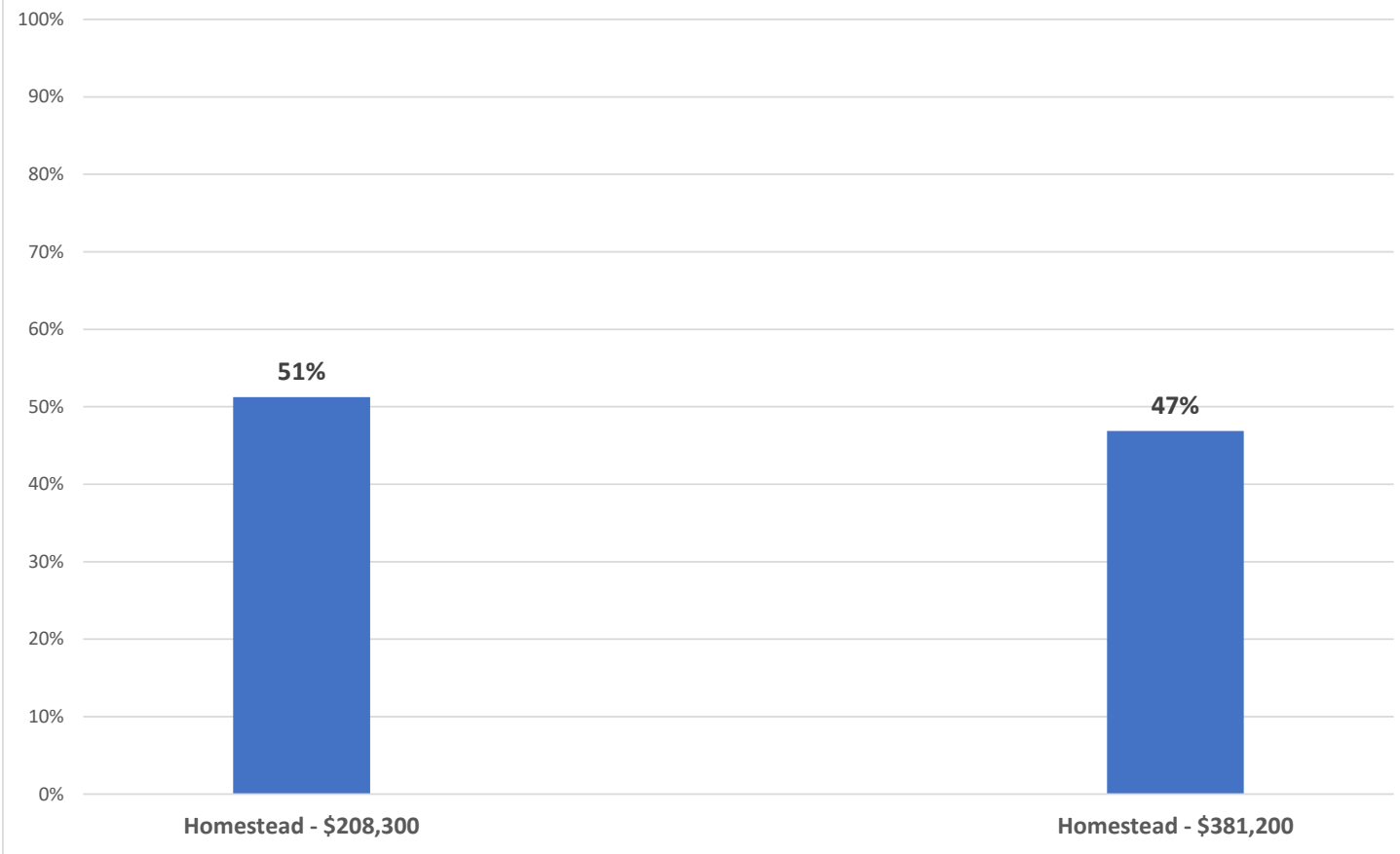
Below are homestead impacts

| There are no >= 65 homesteads in the Salt Creek annexation | <u>Over 65<br/>Homestead</u> | <u>Homestead -<br/>\$208,300</u> | <u>Homestead -<br/>\$381,200</u> |
|--|------------------------------|----------------------------------|----------------------------------|
| Gross Value of Home  | \$ -                         | \$ 208,300                       | \$ 381,200                       |
| Pre-Annexation Property Tax Bill                           | \$ -                         | \$ 1,334.48                      | \$ 2,689.44                      |
| Post-Annexation Property Tax Bill                          | \$ -                         | \$ 2,354.80                      | \$ 4,518.29                      |
| Net Annexation Impact (Includes benefits)                  | \$ -                         | \$ 683.90                        | \$ 1,260.63                      |
| % Increase in Property Tax Bill from Annexation            | 0%                           | 51%                              | 47%                              |
| Tax Bill increase as a % of Median Household Income        | 0.00%                        | 1.37%                            | 2.53%                            |

Note: the homestead portion of taxbills for residents 65 and over are limited to a 2% increase year-over-year  
Any increase in the tax bill over 2% is due to non homestead property

Note 2: according to the U.S. Census Bureau and datausa.io, Monroe County median household income is \$49,839 and the median home value is \$167,900

**Property Tax Impact From Annexation - Salt Creek Township**



## City of Bloomington

### Van Buren Township Annexation Area Impact

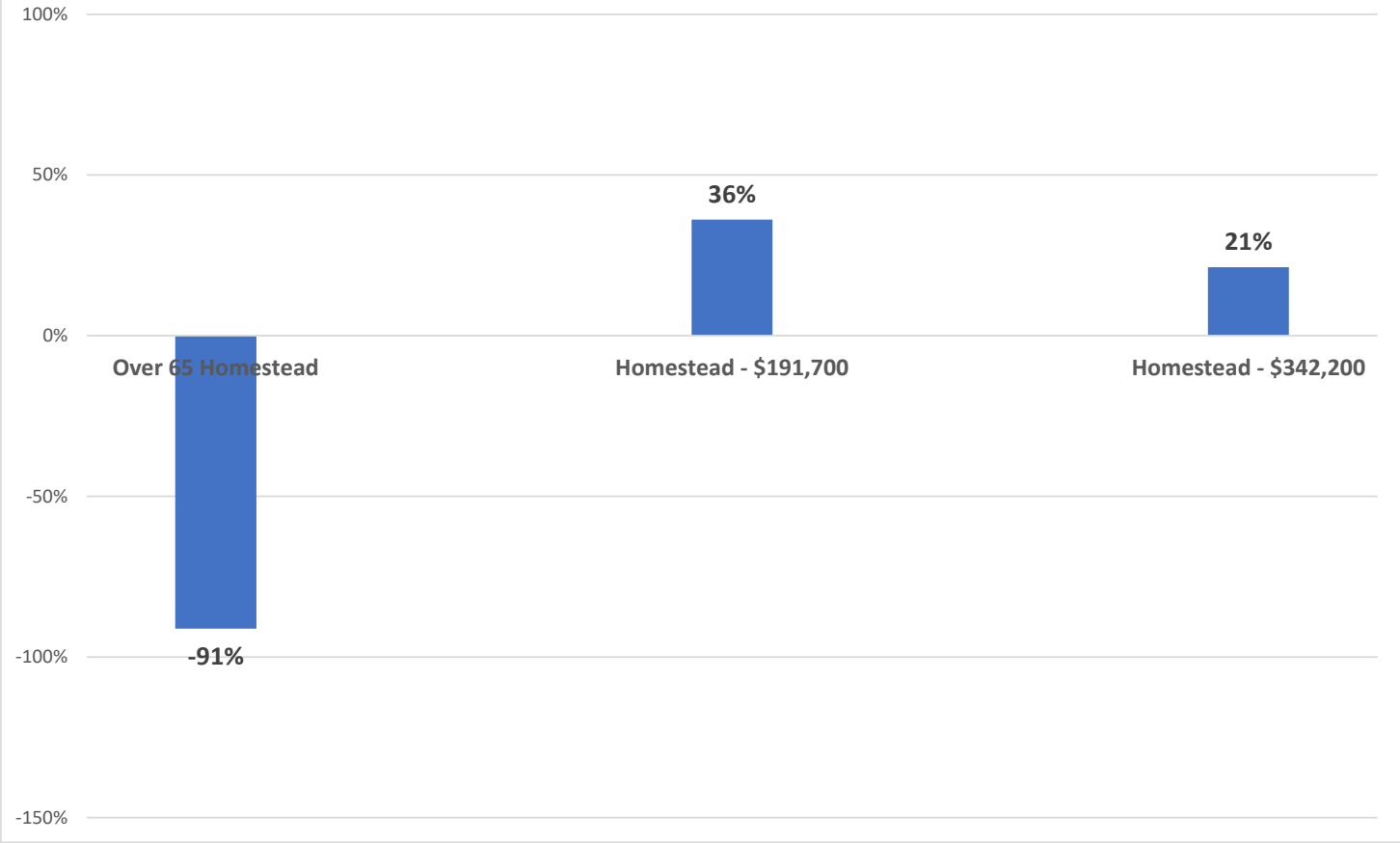
Below are homestead impacts

| There are no >= 65 homesteads in the Salt Creek annexation | <u>Over 65<br/>Homestead</u> | <u>Homestead -<br/>\$191,700</u> | <u>Homestead -<br/>\$342,200</u> |
|--|------------------------------|----------------------------------|----------------------------------|
| Gross Value of Home  | \$ 114,000                   | \$ 191,700                       | \$ 342,200                       |
| Pre-Annexation Property Tax Bill                           | \$ 154.00                    | \$ 1,406.50                      | \$ 2,896.30                      |
| Post-Annexation Property Tax Bill                          | \$ 157.08                    | \$ 2,246.66                      | \$ 4,037.77                      |
| Net Annexation Impact (Includes benefits)                  | \$ (140.44)                  | \$ 507.88                        | \$ 617.28                        |
| % Increase in Property Tax Bill from Annexation            | -91%                         | 36%                              | 21%                              |
| Tax Bill increase as a % of Median Household Income        | -0.28%                       | 1.02%                            | 1.24%                            |

Note: the homestead portion of taxbills for residents 65 and over are limited to a 2% increase year-over-year  
Any increase in the tax bill over 2% is due to non homestead property

Note 2: according to the U.S. Census Bureau and datausa.io, Monroe County median household income is \$49,839 and the median home value is \$167,900

**Property Tax Impact From Annexation - Van Buren Township**



**City of Bloomington - Annexation**

Residential Properties ONLY - Annual Property Tax Increase  
 Mean & Median  
 September 10, 2021

The following analyses are based on the portion of property tax increase projections attributable solely to the annexation.  
 Actual results may vary and may be material.

**Annual Property Tax Increase Projections**

| Area                                   | All Residential Properties (1) -<br>Attributable to Annexation |        | All Residential Properties (1) -<br>Total Impact Due to Annexation &<br>Aggregate AV Growth of 9% |          | % of Mean<br>Attributable to<br>Annexation | Only Over 65 Circuit Breaker<br>Properties (2) |        |
|--|--|--------|---|----------|--|--|--------|
|  | Mean   | Median | Mean  | Median   |  | Mean   | Median |
| Area #1A - South-West Annexation Area  | \$ 536   | \$ 550 | \$ 775  | \$ 767   | 69%  | \$ 11  | \$ 9   |
| Area #1B - South-West Annexation Area  | \$ 546   | \$ 586 | \$ 779  | \$ 814   | 70%  | \$ 9   | \$ 7   |
| Area #1C - South-West Annexation Area  | \$ 315   | \$ 329 | \$ 435  | \$ 452   | 72%  | \$ 3   | \$ 2   |
| Area #2 - South-East Annexation Area   | \$ 740   | \$ 707 | \$ 1,152  | \$ 1,058 | 64%  | \$ 9   | \$ 8   |
| Area #3 - North Island Annexation Area | \$ 363   | \$ 367 | \$ 501  | \$ 503   | 72%  | \$ 3   | \$ 3   |
| Area #4 Central Island Annexation Area | \$ 513   | \$ 420 | \$ 709  | \$ 575   | 72%  | \$ 7   | \$ 3   |
| Area #5 - South Island Annexation Area | \$ 580   | \$ 594 | \$ 824  | \$ 826   | 70%  | \$ 9   | \$ 9   |
| All Annexation Areas Combined          | \$ 513   | \$ 550 | \$ 739  | \$ 767   | 69%  | \$ 7   | \$ 7   |

Note (1): Based on all parcels with a homestead deduction  
 Note (2): Based on all parcels with an over 65 deduction and/or over 65 credit

**Annual Property Tax Increase Projections - Net of Offsets (3)**

| Area                                   | All Residential Properties (1) -<br>Attributable to Annexation |        | All Residential Properties (1) -<br>Total Impact Due to Annexation &<br>Aggregate AV Growth of 9% |        | % of Mean<br>Attributable to<br>Annexation | Over 65 Circuit Breaker Properties (4) |         |
|--|--|--------|---|--------|--|--|---------|
|  | Mean   | Median | Mean  | Median |  | Mean                                   | Median  |
| Area #1A - South-West Annexation Area  | \$ 460   | \$ 471 | \$ 698  | \$ 688 | 66%  | \$ (74)                                | \$ (77) |
| Area #1B - South-West Annexation Area  | \$ 466   | \$ 501 | \$ 699  | \$ 730 | 67%  | \$ (73)                                | \$ (79) |
| Area #1C - South-West Annexation Area  | \$ 230   | \$ 245 | \$ 350  | \$ 372 | 66%  | \$ (89)                                | \$ (89) |
| Area #2 - South-East Annexation Area   | \$ 676   | \$ 644 | \$ 1,088  | \$ 990 | 62%  | \$ (56)                                | \$ (77) |
| Area #3 - North Island Annexation Area | \$ 286   | \$ 276 | \$ 424  | \$ 411 | 67%  | \$ (83)                                | \$ (82) |
| Area #4 Central Island Annexation Area | \$ 423   | \$ 332 | \$ 619  | \$ 487 | 68%  | \$ (84)                                | \$ (89) |
| Area #5 - South Island Annexation Area | \$ 495   | \$ 505 | \$ 740  | \$ 742 | 67%  | \$ (83)                                | \$ (83) |
| All Annexation Areas Combined          | \$ 434   | \$ 471 | \$ 660  | \$ 688 | 66%  | \$ (77)                                | \$ (82) |

Note (1): Based on all parcels with a homestead deduction  
 Note (2): Based on all parcels with an over 65 deduction and/or over 65 credit  
 Note (3): Includes the savings on Sewer bills & hydrant rental due to removal of surcharge (surcharge varies by meter size)  
 Note (4): Over 65 tax bills are capped at 2% increase over prior year

**City of Bloomington - Annexation**

All Properties - Annual Property Tax Increase  
 Mean & Median  
 September 10, 2021

The following analyses are based on the portion of property tax increase projections attributable solely to the annexation.  
 Actual results may vary and may be material.

**Annual Property Tax Increase Projections**

| Area                                   | All Residential Properties (1) -<br>Attributable to Annexation |          | All Residential Properties (1) -<br>Total Impact Due to Annexation &<br>Aggregate AV Growth of 9% |          | % of Mean<br>Attributable to<br>Annexation | Only Parcels with an Impact (2) |        |
|--|--|----------|---|----------|--|---------------------------------|--------|
|  | Mean   | Median   | Mean  | Median   |  | Mean                            | Median |
|  | Area #1A - South-West Annexation Area                          | \$ 1,266 | \$ 542  | \$ 1,802 |  | \$ 757                          | 70%    |
| Area #1B - South-West Annexation Area  | \$ 666   | \$ 593   | \$ 949  | \$ 824   | 70%  | \$ 694                          | \$ 599 |
| Area #1C - South-West Annexation Area  | \$ 330   | \$ 347   | \$ 462  | \$ 477   | 71%  | \$ 336                          | \$ 349 |
| Area #2 - South-East Annexation Area   | \$ 908   | \$ 673   | \$ 1,367  | \$ 993   | 66%  | \$ 958                          | \$ 694 |
| Area #3 - North Island Annexation Area | \$ 529   | \$ 381   | \$ 750  | \$ 522   | 71%  | \$ 542                          | \$ 396 |
| Area #4 Central Island Annexation Area | \$ 621   | \$ 450   | \$ 867  | \$ 617   | 72%  | \$ 621                          | \$ 450 |
| Area #5 - South Island Annexation Area | \$ 2,892   | \$ 560   | \$ 4,173  | \$ 786   | 69%  | \$ 3,065                        | \$ 580 |
| All Annexation Areas Combined          | \$ 1,030   | \$ 542   | \$ 1,481  | \$ 757   | 70%  | \$ 1,089                        | \$ 568 |

Note (1): Based on all parcels within the given annexation areas

Note (2): Removes exempt parcels from analysis. Only shows impact due to annexation, not aggregate impact.

**Annual Property Tax Increase Projections - Net of Offsets (2)**

| Area                                   | All Residential Properties (1) -<br>Attributable to Annexation |          | All Residential Properties (1) -<br>Total Impact Due to Annexation &<br>Aggregate AV Growth of 9% |          | % of Mean<br>Attributable to<br>Annexation | Only Parcels with an Impact (2) |        |
|--|--|----------|---|----------|--|---------------------------------|--------|
|  | Mean   | Median   | Mean  | Median   |  | Mean                            | Median |
|  | Area #1A - South-West Annexation Area                          | \$ 1,201 | \$ 459  | \$ 1,931 |  | \$ 719                          | 62%    |
| Area #1B - South-West Annexation Area  | \$ 594   | \$ 507   | \$ 913  | \$ 756   | 65%  | \$ 619                          | \$ 515 |
| Area #1C - South-West Annexation Area  | \$ 248   | \$ 258   | \$ 388  | \$ 389   | 64%  | \$ 254                          | \$ 258 |
| Area #2 - South-East Annexation Area   | \$ 855   | \$ 617   | \$ 1,376  | \$ 970   | 62%  | \$ 903                          | \$ 632 |
| Area #3 - North Island Annexation Area | \$ 463   | \$ 326   | \$ 701  | \$ 489   | 66%  | \$ 475                          | \$ 338 |
| Area #4 Central Island Annexation Area | \$ 545   | \$ 376   | \$ 791  | \$ 549   | 69%  | \$ 545                          | \$ 376 |
| Area #5 - South Island Annexation Area | \$ 2,836   | \$ 472   | \$ 4,364  | \$ 720   | 65%  | \$ 3,006                        | \$ 495 |
| All Annexation Areas Combined          | \$ 963   | \$ 459   | \$ 1,495  | \$ 719   | 64%  | \$ 1,020                        | \$ 490 |

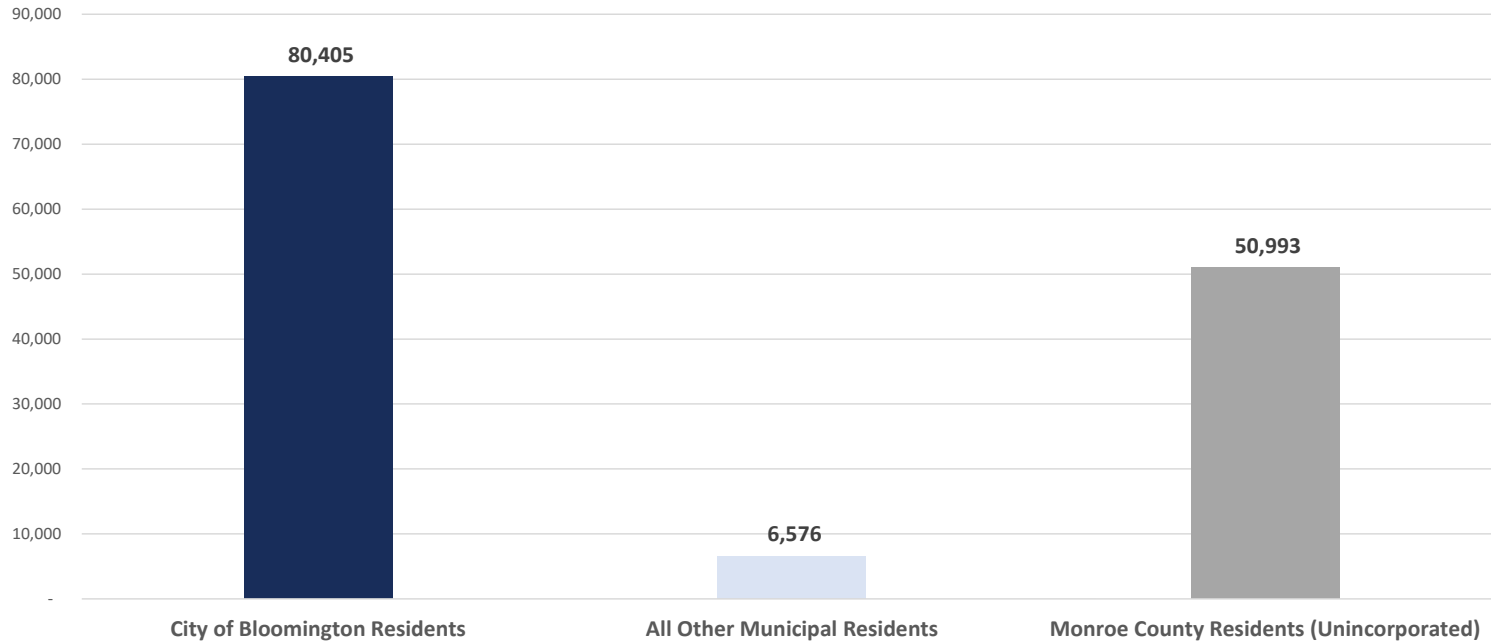
Note (1): Based on all parcels within the given annexation areas

Note (2): Includes the savings on Sewer bills & hydrant rental (surcharge varies by meter size). Only shows impact due to annexation, not aggregate impact.

**City of Bloomington - Annexation**

Bloomington & Monroe County Population Comparison  
September 10, 2021

**2010 Census Population Comparison  
Bloomington v Monroe County**

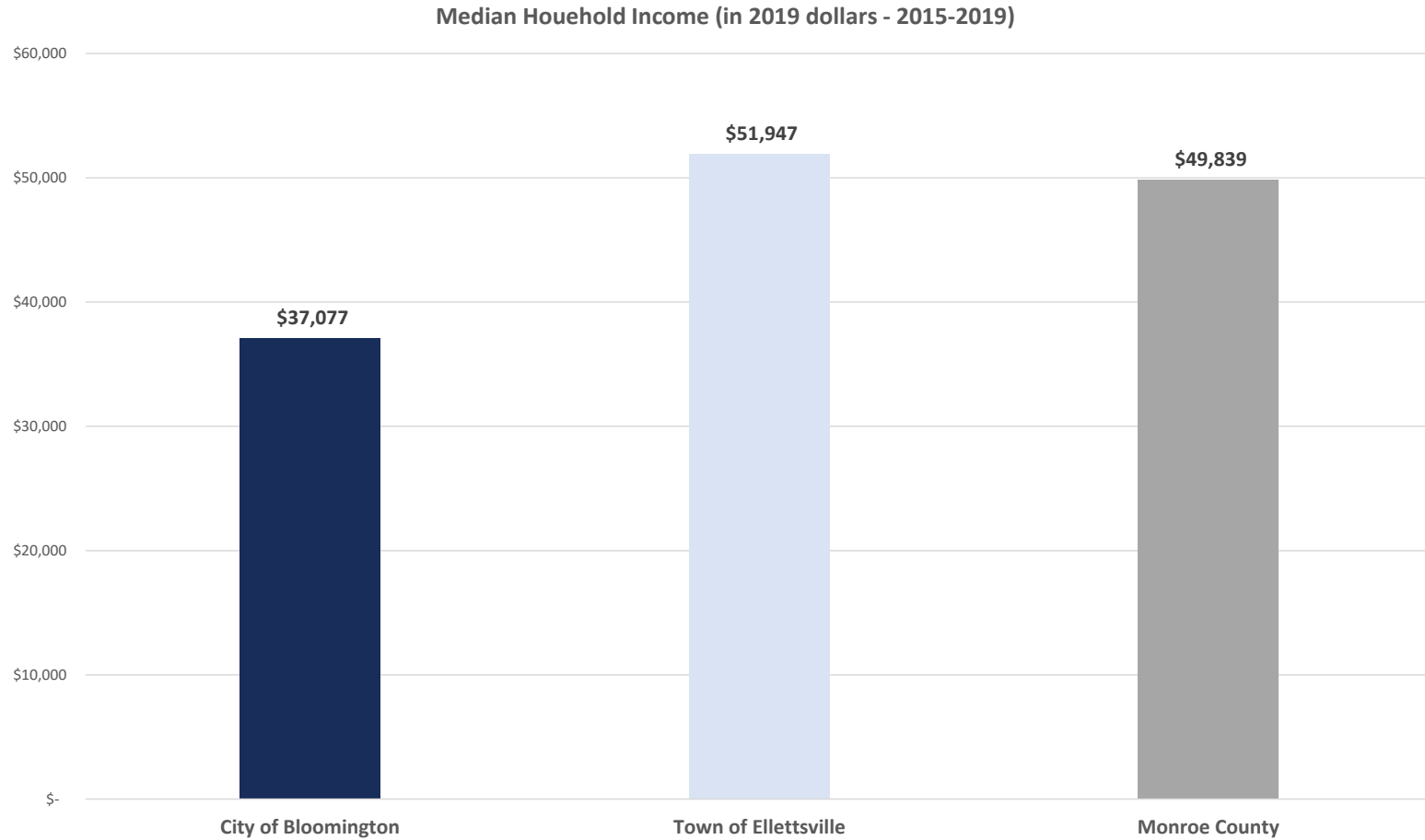


| 2010 Census                              |        |
|--|--------|
| City of Bloomington Residents            | 80,405 |
| All Other Municipal Residents            | 6,576  |
| Monroe County Residents (Unincorporated) | 50,993 |

Source: U.S. Census Bureau (2010 Census)

### City of Bloomington - Annexation

Median Household Income Comparison  
September 10, 2021



|                      | Median Household Income |        |
|----------------------|-------------------------|--------|
| City of Bloomington  | \$                      | 37,077 |
| Town of Ellettsville | \$                      | 51,947 |
| Monroe County        | \$                      | 49,839 |

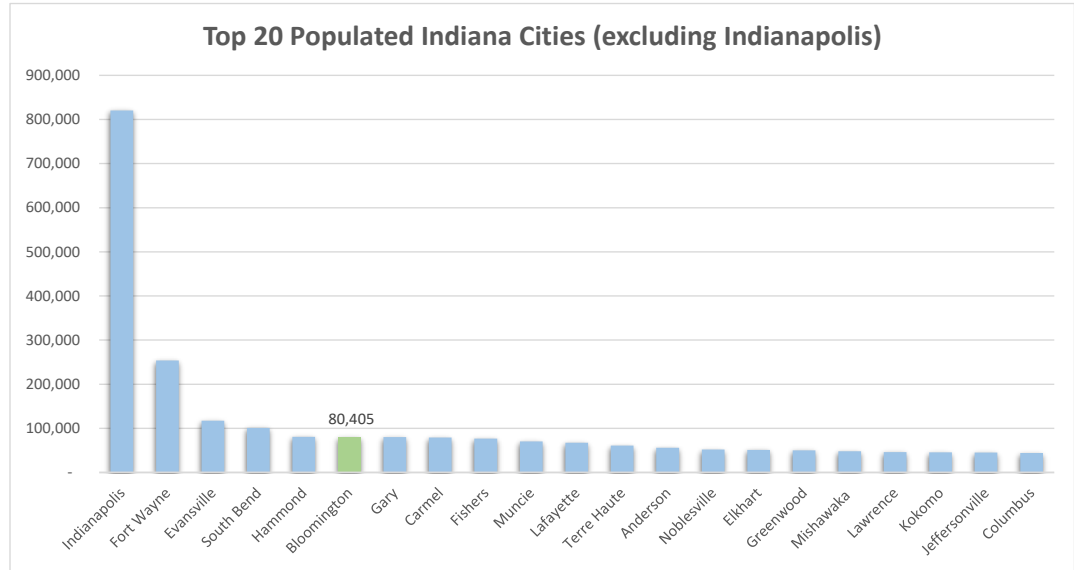
Source: U.S. Census Bureau, Median Household Income (in 2019 dollars), 2015-2019



**City of Bloomington**

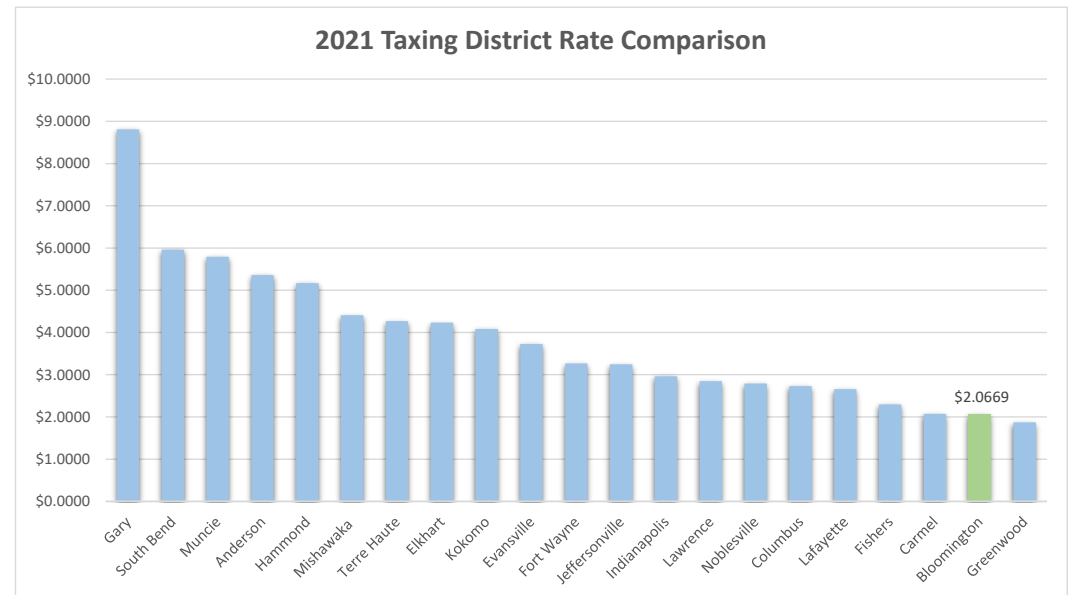
Tax Rate Comparisons - Highest Populated Indiana Cities  
September 10, 2021

| Highest Populated Indiana Cities |                    |               |                     |
|----------------------------------|--------------------|---------------|---------------------|
| Rank                             | City               | County        | 2010 Population (1) |
| 1                                | Indianapolis       | Marion        | 820,445             |
| 2                                | Fort Wayne         | Allen         | 253,691             |
| 3                                | Evansville         | Vanderburgh   | 117,429             |
| 4                                | South Bend         | St. Joseph    | 101,168             |
| 5                                | Hammond            | Lake          | 80,830              |
| <b>6</b>                         | <b>Bloomington</b> | <b>Monroe</b> | <b>80,405</b>       |
| 7                                | Gary               | Lake          | 80,294              |
| 8                                | Carmel             | Hamilton      | 79,191              |
| 9                                | Fishers            | Hamilton      | 76,794              |
| 10                               | Muncie             | Delaware      | 70,085              |
| 11                               | Lafayette          | Tippecanoe    | 67,140              |
| 12                               | Terre Haute        | Vigo          | 60,785              |
| 13                               | Anderson           | Madison       | 56,129              |
| 14                               | Noblesville        | Hamilton      | 51,969              |
| 15                               | Elkhart            | Elkhart       | 50,949              |
| 16                               | Greenwood          | Johnson       | 49,791              |
| 17                               | Mishawaka          | St. Joseph    | 48,252              |
| 18                               | Lawrence           | Marion        | 46,001              |
| 19                               | Kokomo             | Howard        | 45,468              |
| 20                               | Jeffersonville     | Clark         | 44,953              |
| 21                               | Columbus           | Bartholomew   | 44,061              |



Note (1): Source: US Census Bureau, Census 2010

| 2021 Taxing District Rate Comparison |                    |               |                               |
|--------------------------------------|--------------------|---------------|-------------------------------|
| Rank                                 | City               | County        | 2021 Taxing District Rate (2) |
| 1                                    | Gary               | Lake          | \$ 8.8110                     |
| 2                                    | South Bend         | St. Joseph    | \$ 5.9613                     |
| 3                                    | Muncie             | Delaware      | \$ 5.7895                     |
| 4                                    | Anderson           | Madison       | \$ 5.3563                     |
| 5                                    | Hammond            | Lake          | \$ 5.1647                     |
| 6                                    | Mishawaka          | St. Joseph    | \$ 4.4077                     |
| 7                                    | Terre Haute        | Vigo          | \$ 4.2703                     |
| 8                                    | Elkhart            | Elkhart       | \$ 4.2301                     |
| 9                                    | Kokomo             | Howard        | \$ 4.0822                     |
| 10                                   | Evansville         | Vanderburgh   | \$ 3.7245                     |
| 11                                   | Fort Wayne         | Allen         | \$ 3.2648                     |
| 12                                   | Jeffersonville     | Clark         | \$ 3.2466                     |
| 13                                   | Indianapolis       | Marion        | \$ 2.9616                     |
| 14                                   | Lawrence           | Marion        | \$ 2.8497                     |
| 15                                   | Noblesville        | Hamilton      | \$ 2.7898                     |
| 16                                   | Columbus           | Bartholomew   | \$ 2.7275                     |
| 17                                   | Lafayette          | Tippecanoe    | \$ 2.6577                     |
| 18                                   | Fishers            | Hamilton      | \$ 2.2930                     |
| 19                                   | Carmel             | Hamilton      | \$ 2.0727                     |
| <b>20</b>                            | <b>Bloomington</b> | <b>Monroe</b> | <b>\$ 2.0669</b>              |
| 21                                   | Greenwood          | Johnson       | \$ 1.8698                     |

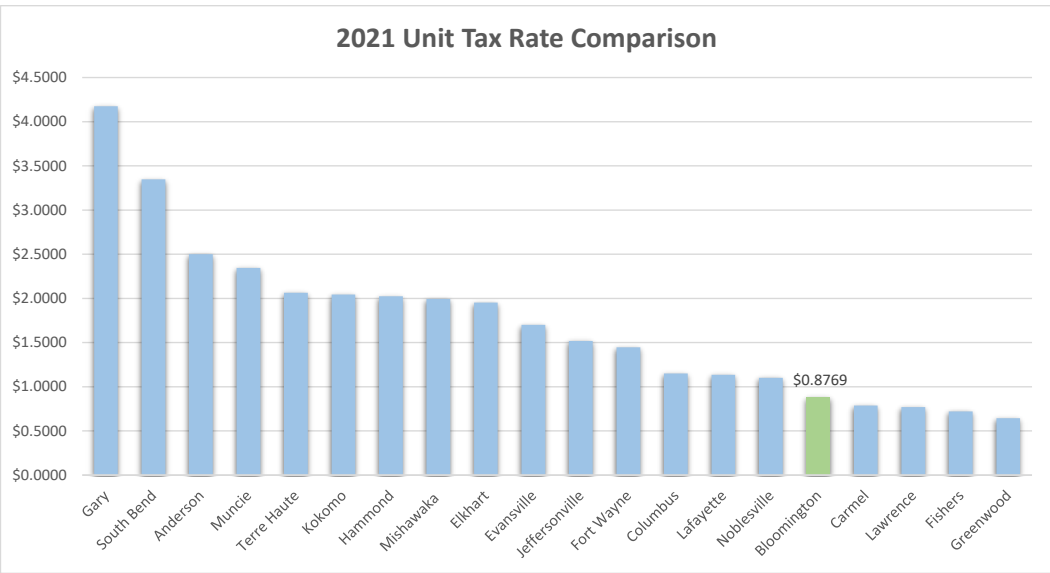


Note (2): Taxing district with the highest assessed value within each city was used. Source: 2021 Department of Local Government Budget Orders.

**City of Bloomington**

Tax Rate Comparisons - Highest Populated Indiana Cities  
September 10, 2021

| 2021 Unit Tax Rate Comparison (excludes Indianapolis) |                    |               |                    |
|---|--------------------|---------------|--------------------|
| Rank  | City               | County        | 2021 Unit Rate (3) |
| 1   | Gary               | Lake          | \$ 4.1742          |
| 2   | South Bend         | St. Joseph    | \$ 3.3483          |
| 3   | Anderson           | Madison       | \$ 2.5019          |
| 4   | Muncie             | Delaware      | \$ 2.3453          |
| 5   | Terre Haute        | Vigo          | \$ 2.0635          |
| 6   | Kokomo             | Howard        | \$ 2.0433          |
| 7   | Hammond            | Lake          | \$ 2.0231          |
| 8   | Mishawaka          | St. Joseph    | \$ 1.9952          |
| 9   | Elkhart            | Elkhart       | \$ 1.9518          |
| 10  | Evansville         | Vanderburgh   | \$ 1.7005          |
| 11  | Jeffersonville     | Clark         | \$ 1.5183          |
| 12  | Fort Wayne         | Allen         | \$ 1.4469          |
| 13  | Columbus           | Bartholomew   | \$ 1.1509          |
| 14  | Lafayette          | Tippecanoe    | \$ 1.1355          |
| 15  | Noblesville        | Hamilton      | \$ 1.1000          |
| <b>16</b>   | <b>Bloomington</b> | <b>Monroe</b> | <b>\$ 0.8769</b>   |
| 17  | Carmel             | Hamilton      | \$ 0.7877          |
| 18  | Lawrence           | Marion        | \$ 0.7705          |
| 19  | Fishers            | Hamilton      | \$ 0.7215          |
| 20  | Greenwood          | Johnson       | \$ 0.6438          |



Note (3): Source: 2021 Department of Local Government Budget Orders.

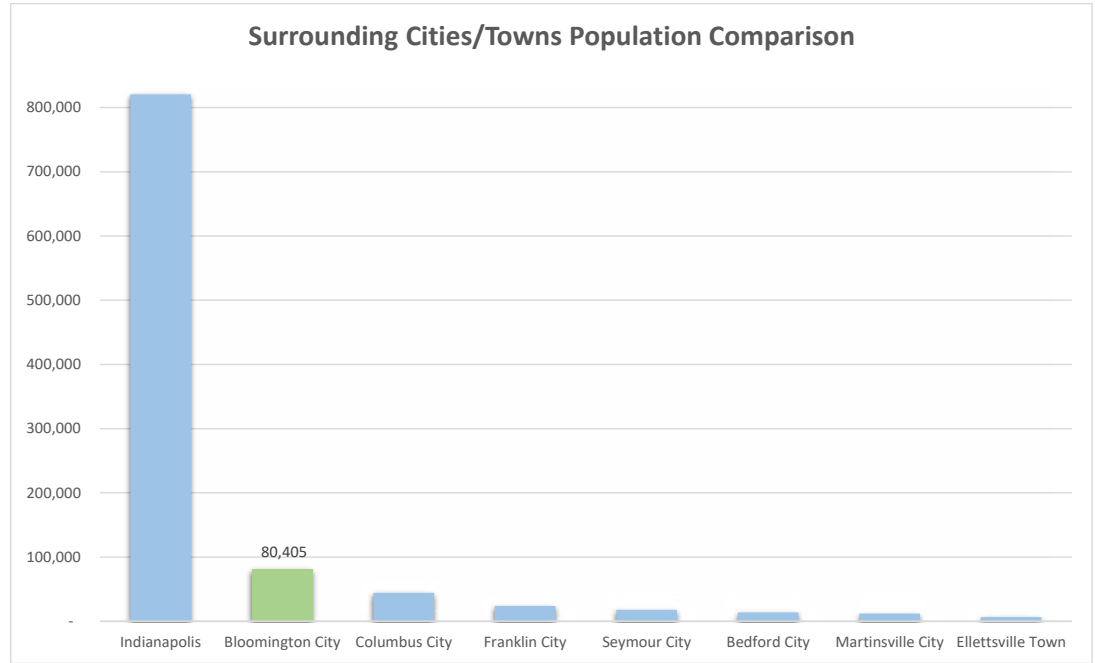
Note (4): Indianapolis is excluded in this comparison since it is consolidated with the County and does not have its own City unit rate.

**City of Bloomington**

Tax Rate Comparisons - Surrounding Cities/Towns  
September 10, 2021

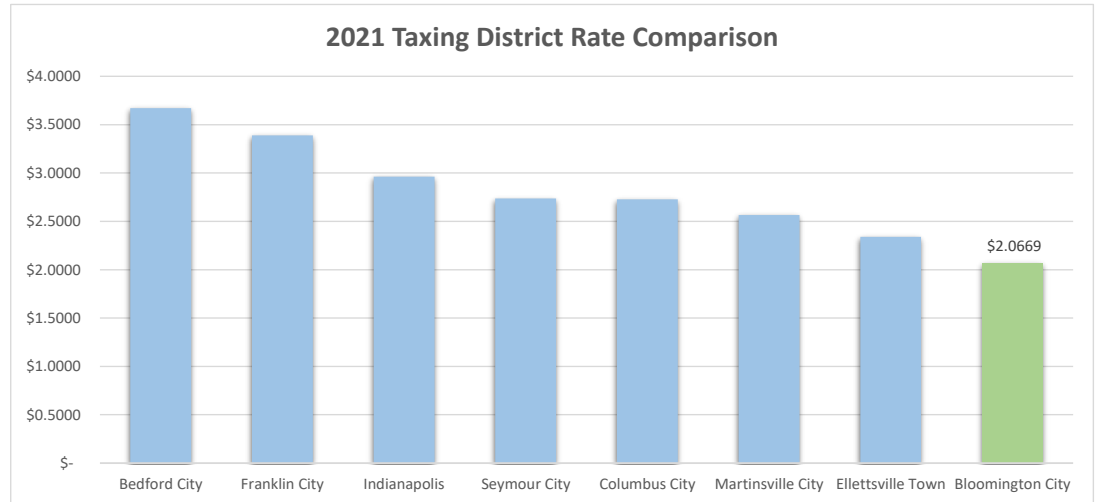
| Surrounding Cities/Towns Population Comparison |                         |               |                     |
|--|-------------------------|---------------|---------------------|
| Rank   | City/Town               | County        | 2010 Population (1) |
| 1  | Indianapolis            | Marion        | 820,445             |
| 2  | <b>Bloomington City</b> | <b>Monroe</b> | <b>80,405</b>       |
| 3  | Columbus City           | Bartholomew   | 44,061              |
| 4  | Franklin City           | Johnson       | 23,712              |
| 5  | Seymour City            | Jackson       | 17,503              |
| 6  | Bedford City            | Lawrence      | 13,413              |
| 7  | Martinsville City       | Morgan        | 11,828              |
| 8  | Ellettsville Town       | Monroe        | 6,378               |

Note (1): Source: US Census Bureau, Census 2010



| 2021 Taxing District Rate Comparison |                         |               |                               |
|--------------------------------------|-------------------------|---------------|-------------------------------|
| Rank                                 | City/Town               | County        | 2021 Taxing District Rate (2) |
| 1                                    | Bedford City            | Lawrence      | \$ 3.6695                     |
| 2                                    | Franklin City           | Johnson       | \$ 3.3879                     |
| 3                                    | Indianapolis            | Marion        | \$ 2.9616                     |
| 4                                    | Seymour City            | Jackson       | \$ 2.7360                     |
| 5                                    | Columbus City           | Bartholomew   | \$ 2.7275                     |
| 6                                    | Martinsville City       | Morgan        | \$ 2.5662                     |
| 7                                    | Ellettsville Town       | Monroe        | \$ 2.3386                     |
| 8                                    | <b>Bloomington City</b> | <b>Monroe</b> | <b>\$ 2.0669</b>              |

Note (2): Taxing district with the highest assessed value within each city was used. Source: 2021 Gateway County Abstract Public Reports



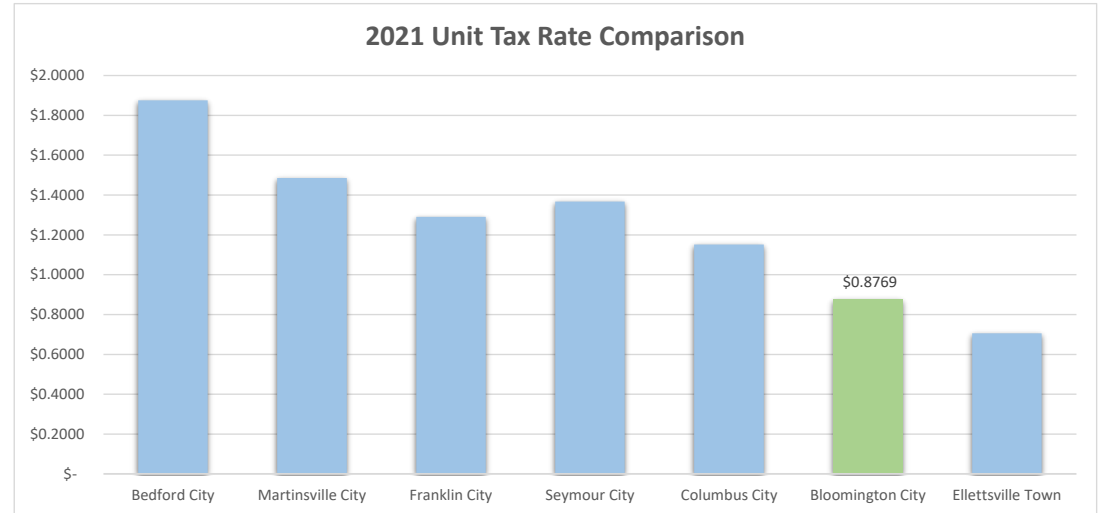
**City of Bloomington**

Tax Rate Comparisons - Surrounding Cities/Towns

September 10, 2021

| 2021 Unit Tax Rate Comparison |                         |               |                    |
|-------------------------------|-------------------------|---------------|--------------------|
| Rank                          | City/Town               | County        | 2021 Unit Rate (3) |
| 1                             | Bedford City            | Lawrence      | \$ 1.8757          |
| 2                             | Martinsville City       | Morgan        | \$ 1.4856          |
| 3                             | Franklin City           | Johnson       | \$ 1.2905          |
| 4                             | Seymour City            | Jackson       | \$ 1.3673          |
| 5                             | Columbus City           | Bartholomew   | \$ 1.1509          |
| 6                             | <b>Bloomington City</b> | <b>Monroe</b> | <b>\$ 0.8769</b>   |
| 7                             | Ellettsville Town       | Monroe        | \$ 0.7058          |

Note (3): Source: 2021 Department of Local Government Budget Orders.



**City of Bloomington**

Tax Rate Comparisons - Bloomington Taxing Districts vs Unincorporated Areas  
September 10, 2021

| 2021 Taxing District Rate Comparison: Bloomington vs UIC Areas |                             |               |                           |
|--|-----------------------------|---------------|---------------------------|
| Rank   | Taxing District             | County        | 2021 Taxing District Rate |
| 1  | Calumet Township            | Lake          | \$ 4.0737                 |
| 2  | Hobart Township             | Lake          | \$ 3.8353                 |
| 3  | Olive Township              | St. Joseph    | \$ 3.1181                 |
| 4  | Portage Township            | St. Joseph    | \$ 3.1035                 |
| 5  | Centre Township             | St. Joseph    | \$ 3.0886                 |
| 6  | Center Township             | Delaware      | \$ 2.9791                 |
| 7  | Warren Township             | St. Joseph    | \$ 2.8635                 |
| 8  | Clay Township               | St. Joseph    | \$ 2.8296                 |
| 9  | German Township             | St. Joseph    | \$ 2.8125                 |
| 10   | Greene Township             | St. Joseph    | \$ 2.7465                 |
| 11   | Concord Township            | Elkhart       | \$ 2.5809                 |
| 12   | Adams Township              | Madison       | \$ 2.4954                 |
| 13   | Liberty Township            | Howard        | \$ 2.4315                 |
| 14   | Buck Creek Township         | Hancock       | \$ 2.4068                 |
| 15   | Union Township              | Howard        | \$ 2.3754                 |
| 16   | Elkhart Township            | Elkhart       | \$ 2.3573                 |
| 17   | Fall Creek Township         | Madison       | \$ 2.3573                 |
| 18   | Taylor Township             | Howard        | \$ 2.1478                 |
| <b>19</b>  | <b>Bloomington City (1)</b> | <b>Monroe</b> | <b>\$ 2.0669</b>          |
| 20   | Adams Township              | Allen         | \$ 2.0108                 |
| 21   | Baugo Township              | Elkhart       | \$ 1.9924                 |
| 22   | Osolo Township              | Elkhart       | \$ 1.9875                 |
| 23   | Cleveland Township          | Elkhart       | \$ 1.8043                 |
| 24   | Lake Township               | Allen         | \$ 1.7796                 |
| 25   | Eel River Township          | Allen         | \$ 1.7662                 |

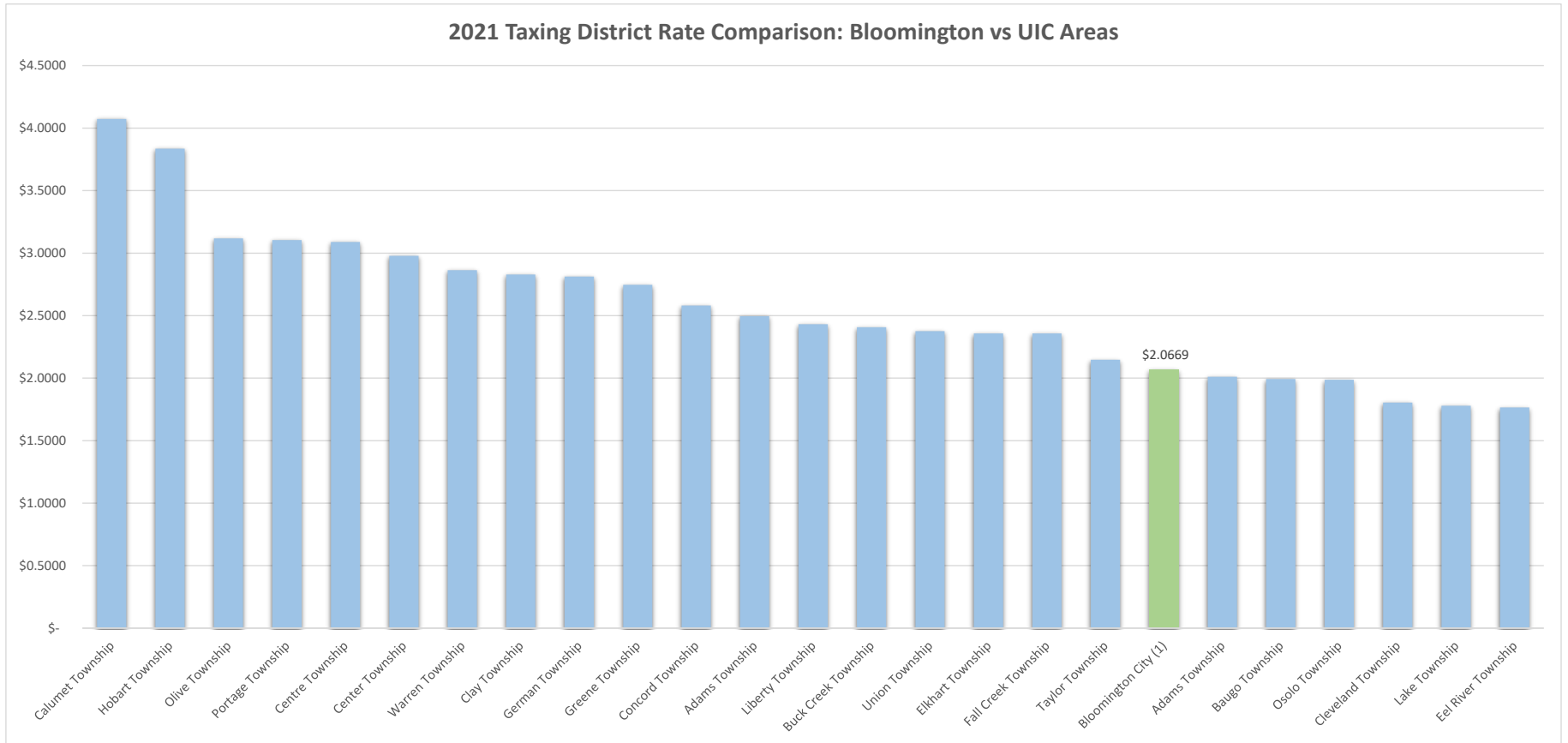
Note (1): The taxing district with the highest assessed value within the city was used, which is Bloomington City-Perry Twp. Source: 2021 Department of Local Government Budget Orders.

Note (2): "UIC" stands for unincorporated areas.

**City of Bloomington**

Tax Rate Comparisons - Bloomington Taxing Districts vs Unincorporated Areas

September 10, 2021



## City of Bloomington

Revenue Projections - Methodology  
September 10, 2021

The following are the assumptions and methods used to calculate revenue projections:

### Population and Road Mileage Table - By Annexation Area

| Area         | NAV Est                 | % of Total NAV | Population Est | % of Total Population | Road Miles   | % of Total Road Miles |
|--------------|-------------------------|----------------|----------------|-----------------------|--------------|-----------------------|
| 1A           | \$ 393,330,406          | 34%            | 3,987          | 28%                   | 33.01        | 38%                   |
| 1B           | \$ 300,608,732          | 26%            | 4,566          | 33%                   | 24.75        | 29%                   |
| 1C           | \$ 6,025,709            | 1%             | 79             | 1%                    | 0.68         | 1%                    |
| 2            | \$ 361,628,847          | 32%            | 3,653          | 26%                   | 23.96        | 28%                   |
| 3            | \$ 12,585,692           | 1%             | 366            | 3%                    | 1.11         | 1%                    |
| 4            | \$ 11,137,686           | 1%             | 420            | 3%                    | 1.07         | 1%                    |
| 5            | \$ 70,277,368           | 6%             | 956            | 7%                    | 1.8          | 2%                    |
| <b>Total</b> | <b>\$ 1,155,594,440</b> | <b>100%</b>    | <b>14,027</b>  | <b>100%</b>           | <b>86.38</b> | <b>100%</b>           |

Assumed Statewide Growth Factor (Max Levy) = 1.039 (Equals the average 2018 - 2022)

Assumed net assessed value growth = 3% per year

Bloomington City property tax rate projection (all Townships except Richland and Salt Creek) = \$0.7049

City will provide fire protection to Richland and Salt Creek Township parcels (Area 1A and Area 2) @ \$0.1250 = property tax rate of \$0.8299

Annexation Adjustment (Max Levy) based on net assessed value x rate/100

City intends to reestablish CCD back to its max rate of \$0.04790 - limited based on 3-year rolling calculation

Property Tax Cap Credits based on individual Annexation Area Databases

### 2010 Census Data Used for Populations

Bloomington City = 80,405 + 14,262 from annexations = 94,667

Monroe Unincorporated = 50,993 - 14,262 = 36,731

### Local Income Tax ("LIT") Methodology

Monroe County LIT is allocated using the prior year total property tax levy, excluding debt, & prior year income tax distribution

Since the calculation is done in arrears, levy adjustment impacts are delayed until Pay Year 2, technically the third year of Annexation.

LIT is allocated to Annexation Areas based on "% of Total NAV"

County-wide aggregate LIT assumed to grow by 3% per year

Statewide Max Levy Growth Factor assumed for all units every year

Certified Shares go to most units (except schools, which receive their share through State Funding)

### Motor Vehicle Highway ("MVH") Methodology

State Factors (out of the control of individual units) were left out of the MVH estimates

65% of MVH Distributions are based on road miles. The remaining 35% is population based

% change in County Road Mileage x 2020 County MVH Distribution of \$4.15 million + % change in population x County MVH = \$342,738

Allocated to Areas based on "% of Total Population and % of Total Road Miles"

Ellettsville and Stinesville were adjusted by a factor of approximately 0.005, based on 2020 distribution, or \$1,211 and \$38, respectively

Ellettsville and Stinesville adjustments allocated to City using "% of Total Population"

### LRS Methodology

40% of LRS Distributions are based on road miles relative to State-wide Unincorporated road miles. The remaining 60% is population based

40% x % change in State-wide unincorporated road miles x 2020 Monroe County LRS of \$1.16 million = \$645.40

Allocated to Areas based on "% of Total Road Miles"

60% x % change in population x 2020 Monroe County LRS = \$194,382 from County to City. Allocated to Areas based on "% of Total Population"

### Wheel Tax Methodology

Wheel Tax uses the same distribution method as LRS = 60% population and 40% road miles

60% x % change in population x 2020 Wheel Tax of \$1.4 million = \$246,917. Allocated to Areas based on "% of Total Population"

40% x % change in road miles x 2020 Wheel Tax of \$1.4 million = \$74,869. Allocated to Areas based on "% of Total Road Miles"

## City of Bloomington

Revenue Projections - Methodology  
September 10, 2021

### Motor Vehicle/Aircraft and Commercial Vehicle Excise Tax Methodology

Vehicle excise taxes are based on the number of registrants, based on BMV data for 2020.

Monroe Passenger Registrations = 75,700

Monroe Other Registrations (Commercial) = 38,747

Revenue increases to the City were calculated as proportional to the change in population, relative to distributions the City received in 2020

Total registrants \* 80,405 City Pop/137,974 Monroe Incorporated Pop x (1 + (14,262/80,405)) = 18% increase to City registrants

18% x 2020 Excise = \$272,725 additional to City. 18% x CVET = \$18,904 additional to City. Allocated to Areas based on "% of Total Population"

### FIT, ABC Taxes, and Cigarette Tax Methodology

These revenues were allocated to Areas based on "% of Total Population," as each is, distributed on a per-capita basis

2020 distribution amounts were used x % change in population

### Storm Water Fees

This is a rough estimate based on the number of outside utility customers that will transition to inside utility customers post-annexation

City's current fee is \$5.95/month for single family residential units.

Other units are based on run-off proportional to single family unit (equivalent units)

The majority of the parcels being considered for annexation are already within the City's Utility Services Area

### Bloomington Transit

Revenues were allocated using the same methodologies used to allocate to the City

Based on Transit pro-forma property tax rate relative to total pro-forma property tax rate, approximately 5% of total rate

### Inputs

|   |             |
|---|-------------|
| Monroe Unincorporated Population          | 50,993      |
| Monroe Incorporated Population            | 137,974     |
| Bloomington City Population               | 80,405      |
| Bloomington Population Increase           | 14,027      |
| State-wide AVGQ (Yearly)                  | 3.9%        |
| LIT Growth Assumption (Yearly)            | 3.0%        |
| Monroe Passenger Vehicle Registrants      | 75,700      |
| Monroe Other Vehicle Registrants          | 38,747      |
| % Increase to City Registrants            | 17.4%       |
| State-wide Uninc Road Miles               | 65,214.65   |
| Post-Annex State Uninc Road Miles         | 65,128.27   |
| Monroe Road Miles                         | 714.11      |
| Monroe Pos-Annex Road Miles               | 627.73      |
| Monroe 2020 MVH Distribution              | \$4,145,113 |
| Ellettsville 2020 MVH Distribution        | \$ 242,107  |
| Stinesville 2020 MVH Distribution         | \$ 7,516    |
| MVH Adj Factor (Ellettsville/Stinesville) | 0.005       |
| Monroe 2020 LRS Distribution              | \$1,158,338 |
| Monroe 2020 Wheel Tax                     | \$1,471,397 |
| City 2020 FY FIT Distribution             | \$ 393,959  |
| City 2020 Riverboat Sharing Distribution  | \$ 476,313  |
| City 2020 ABC Excise Tax                  | \$ 87,434   |
| City 2020 ABC Gallonage Tax               | \$ 195,566  |
| City 2020 Cigarette Tax                   | \$ 221,885  |
| Projected Storm Water Fees                | \$ 230,545  |

|   | Annex Year | Pay Year 1 | Pay Year 2 | Pay Year 3  | Pay Year 4  |
|---|------------|------------|------------|-------------|-------------|
| City LIT Certified Shares Projection    | \$ -       | \$ -       | \$939,683  | \$1,178,005 | \$1,260,015 |
| City LIT Public Safety Projection       | \$ -       | \$ -       | \$430,203  | \$ 478,564  | \$ 492,920  |
| Transit LIT Certified Shares Projection | \$ -       | \$ -       | \$ 40,133  | \$ 50,312   | \$ 53,815   |

Estimates and projections do not represent commitments or obligations. Actual results may vary and may be material.



## City of Bloomington

Revenue Projections - By Annexation Area

September 10, 2021

| AREA 1A - SOUTH-WEST ANNEXATION AREA - REVENUE PROJECTIONS |                  |                     |                     |                     |                     |            |
|--|------------------|---------------------|---------------------|---------------------|---------------------|------------|
| REVENUE SOURCE   | ASSESSMENT YEAR  | PAY YEAR 1          | PAY YEAR 2          | PAY YEAR 3          | PAY YEAR 4          | PAY YEAR 5 |
|  | YEAR 1           | YEAR 2              | YEAR 3              | YEAR 4              | YEAR 5              |            |
| <b>Bloomington City Impacts</b>                            |                  |                     |                     |                     |                     |            |
| Annexation Adjustment (Max Levy)                           | \$ -             | \$ 2,820,301        | \$ 2,930,293        | \$ 3,044,574        | \$ 3,163,313        |            |
| CCD Rate Reestablishment                                   | \$ -             | \$ 188,394          | \$ 194,046          | \$ 199,867          | \$ 205,863          |            |
| Less: Property Tax Cap Credits                             | \$ -             | \$ (193,974)        | \$ (201,539)        | \$ (209,399)        | \$ (217,566)        |            |
| <b>Equals: Subtotal - Net Property Tax</b>                 | <b>\$ -</b>      | <b>\$ 2,814,721</b> | <b>\$ 2,922,800</b> | <b>\$ 3,035,043</b> | <b>\$ 3,151,610</b> |            |
| <b>Plus Local Income Tax:</b>                              |                  |                     |                     |                     |                     |            |
| LIT Certified Shares                                       | \$ -             | \$ -                | \$ 319,840          | \$ 400,958          | \$ 428,872          |            |
| LIT Public Safety  | \$ -             | \$ -                | \$ 146,429          | \$ 162,889          | \$ 167,776          |            |
| <b>Equals: Subtotal - Local Income Tax</b>                 | <b>\$ -</b>      | <b>\$ -</b>         | <b>\$ 466,269</b>   | <b>\$ 563,847</b>   | <b>\$ 596,648</b>   |            |
| <b>Plus - Highway/Related Revenue:</b>                     |                  |                     |                     |                     |                     |            |
| Motor Vehicle Highway Distribution                         | \$ -             | \$ 92,991           | \$ 92,991           | \$ 92,991           | \$ 92,991           |            |
| Local Road & Street Distribution                           | \$ -             | \$ 54,575           | \$ 54,575           | \$ 54,575           | \$ 54,575           |            |
| Wheel Tax  | \$ -             | \$ 96,233           | \$ 96,233           | \$ 96,233           | \$ 96,233           |            |
| Motor Vehicle/Aircraft Excise Tax                          | \$ -             | \$ 72,543           | \$ 75,372           | \$ 78,312           | \$ 81,366           |            |
| Commercial Vehicle Excise Tax (CVET)                       | \$ -             | \$ 5,028            | \$ 5,222            | \$ 5,422            | \$ 5,630            |            |
| <b>Equals: Subtotal - Highway/Related Revenue</b>          | <b>\$ -</b>      | <b>\$ 321,370</b>   | <b>\$ 324,392</b>   | <b>\$ 327,532</b>   | <b>\$ 330,795</b>   |            |
| <b>Plus - Other Revenue:</b>                               |                  |                     |                     |                     |                     |            |
| Financial Institutions Tax (FIT)                           | \$ -             | \$ 18,587           | \$ 19,301           | \$ 20,042           | \$ 20,812           |            |
| ABC Excise Tax   | \$ -             | \$ 4,336            | \$ 4,505            | \$ 4,680            | \$ 4,863            |            |
| ABC Gallonage Tax  | \$ -             | \$ 9,697            | \$ 10,076           | \$ 10,469           | \$ 10,877           |            |
| Cigarette Tax  | \$ -             | \$ 11,002           | \$ 11,432           | \$ 11,877           | \$ 12,341           |            |
| Riverboat Wagering Distribution                            | \$ -             | \$ 23,619           | \$ 23,619           | \$ 23,619           | \$ 23,619           |            |
| <b>Equals: Subtotal - Other Revenue</b>                    | <b>\$ -</b>      | <b>\$ 67,242</b>    | <b>\$ 68,932</b>    | <b>\$ 70,687</b>    | <b>\$ 72,511</b>    |            |
| <b>Total - City Impact Projections - Area 1A</b>           | <b>\$ -</b>      | <b>\$ 3,203,333</b> | <b>\$ 3,782,393</b> | <b>\$ 3,997,110</b> | <b>\$ 4,151,564</b> |            |
| <b>Storm Water Impact - Storm Collection Fees</b>          | <b>\$ 65,530</b> | <b>\$ 65,530</b>    | <b>\$ 65,530</b>    | <b>\$ 65,530</b>    | <b>\$ 65,530</b>    |            |
| <b>Bloomington Transit Impacts</b>                         |                  |                     |                     |                     |                     |            |
| Annexation Adjustment (Max Levy)                           | \$ -             | \$ 141,329          | \$ 146,840          | \$ 152,567          | \$ 158,517          |            |
| Less: Property Tax Cap Credits                             | \$ -             | \$ (9,841)          | \$ (10,225)         | \$ (10,624)         | \$ (11,038)         |            |
| <b>Equals: Subtotal - Net Property Tax</b>                 | <b>\$ -</b>      | <b>\$ 131,487</b>   | <b>\$ 136,615</b>   | <b>\$ 141,943</b>   | <b>\$ 147,479</b>   |            |
| <b>Plus: Other Revenue</b>                                 |                  |                     |                     |                     |                     |            |
| Financial Institutions Tax (FIT)                           | \$ -             | \$ 948              | \$ 985              | \$ 1,023            | \$ 1,063            |            |
| Motor Vehicle/Aircraft Excise Tax                          | \$ -             | \$ 3,698            | \$ 3,842            | \$ 3,992            | \$ 4,148            |            |
| Commercial Vehicle Excise Tax (CVET)                       | \$ -             | \$ 256              | \$ 266              | \$ 277              | \$ 288              |            |
| LIT Certified Shares                                       | \$ -             | \$ -                | \$ 13,660           | \$ 17,125           | \$ 18,317           |            |
| <b>Equals: Subtotal - Other Revenue</b>                    | <b>\$ -</b>      | <b>\$ 4,902</b>     | <b>\$ 18,754</b>    | <b>\$ 22,417</b>    | <b>\$ 23,815</b>    |            |
| <b>Total - Bloomington Transit Impacts</b>                 | <b>\$ -</b>      | <b>\$ 136,389</b>   | <b>\$ 155,369</b>   | <b>\$ 164,360</b>   | <b>\$ 171,294</b>   |            |
| <b>Grand Total - Area 1A Impacts</b>                       | <b>\$ 65,530</b> | <b>\$ 3,405,252</b> | <b>\$ 4,003,291</b> | <b>\$ 4,226,999</b> | <b>\$ 4,388,388</b> |            |

## City of Bloomington

Revenue Projections - By Annexation Area

September 10, 2021

| AREA 1B - SOUTH-WEST ANNEXATION AREA - REVENUE PROJECTIONS |                  |                     |                     |                     |                     |            |
|--|------------------|---------------------|---------------------|---------------------|---------------------|------------|
| REVENUE SOURCE   | ASSESSMENT YEAR  | PAY YEAR 1          | PAY YEAR 2          | PAY YEAR 3          | PAY YEAR 4          | PAY YEAR 5 |
|  | YEAR 1           | YEAR 2              | YEAR 3              | YEAR 4              | YEAR 5              |            |
| <b>Bloomington City Impacts</b>                            |                  |                     |                     |                     |                     |            |
| Annexation Adjustment (Max Levy)                           | \$ -             | \$ 2,155,458        | \$ 2,239,521        | \$ 2,326,862        | \$ 2,417,610        |            |
| CCD Rate Reestablishment                                   | \$ -             | \$ 143,983          | \$ 148,303          | \$ 152,752          | \$ 157,334          |            |
| Less: Property Tax Cap Credits                             | \$ -             | \$ (148,248)        | \$ (154,029)        | \$ (160,037)        | \$ (166,278)        |            |
| <b>Equals: Subtotal - Net Property Tax</b>                 | <b>\$ -</b>      | <b>\$ 2,151,193</b> | <b>\$ 2,233,794</b> | <b>\$ 2,319,577</b> | <b>\$ 2,408,666</b> |            |
| <b>Plus Local Income Tax:</b>                              |                  |                     |                     |                     |                     |            |
| LIT Certified Shares                                       | \$ -             | \$ -                | \$ 244,443          | \$ 306,438          | \$ 327,772          |            |
| LIT Public Safety  | \$ -             | \$ -                | \$ 111,910          | \$ 124,490          | \$ 128,225          |            |
| <b>Equals: Subtotal - Local Income Tax</b>                 | <b>\$ -</b>      | <b>\$ -</b>         | <b>\$ 356,353</b>   | <b>\$ 430,929</b>   | <b>\$ 455,997</b>   |            |
| <b>Plus - Highway/Related Revenue:</b>                     |                  |                     |                     |                     |                     |            |
| Motor Vehicle Highway Distribution                         | \$ -             | \$ 106,495          | \$ 106,495          | \$ 106,495          | \$ 106,495          |            |
| Local Road & Street Distribution                           | \$ -             | \$ 62,408           | \$ 62,408           | \$ 62,408           | \$ 62,408           |            |
| Wheel Tax  | \$ -             | \$ 99,449           | \$ 99,449           | \$ 99,449           | \$ 99,449           |            |
| Motor Vehicle/Aircraft Excise Tax                          | \$ -             | \$ 83,078           | \$ 86,318           | \$ 89,685           | \$ 93,182           |            |
| Commercial Vehicle Excise Tax (CVET)                       | \$ -             | \$ 5,759            | \$ 5,980            | \$ 6,209            | \$ 6,448            |            |
| <b>Equals: Subtotal - Highway/Related Revenue</b>          | <b>\$ -</b>      | <b>\$ 357,189</b>   | <b>\$ 360,650</b>   | <b>\$ 364,246</b>   | <b>\$ 367,982</b>   |            |
| <b>Plus - Other Revenue:</b>                               |                  |                     |                     |                     |                     |            |
| Financial Institutions Tax (FIT)                           | \$ -             | \$ 21,287           | \$ 22,104           | \$ 22,953           | \$ 23,835           |            |
| ABC Excise Tax   | \$ -             | \$ 4,965            | \$ 5,159            | \$ 5,360            | \$ 5,569            |            |
| ABC Gallonage Tax  | \$ -             | \$ 11,106           | \$ 11,539           | \$ 11,989           | \$ 12,456           |            |
| Cigarette Tax  | \$ -             | \$ 12,600           | \$ 13,092           | \$ 13,602           | \$ 14,133           |            |
| Riverboat Wagering Distribution                            | \$ -             | \$ 27,049           | \$ 27,049           | \$ 27,049           | \$ 27,049           |            |
| <b>Equals: Subtotal - Other Revenue</b>                    | <b>\$ -</b>      | <b>\$ 77,006</b>    | <b>\$ 78,942</b>    | <b>\$ 80,953</b>    | <b>\$ 83,041</b>    |            |
| <b>Total - City Impact Projections - Area 1B</b>           | <b>\$ -</b>      | <b>\$ 2,585,389</b> | <b>\$ 3,029,739</b> | <b>\$ 3,195,705</b> | <b>\$ 3,315,687</b> |            |
| <b>Storm Water Impact - Storm Collection Fees</b>          | <b>\$ 75,046</b> | <b>\$ 75,046</b>    | <b>\$ 75,046</b>    | <b>\$ 75,046</b>    | <b>\$ 75,046</b>    |            |
| <b>Bloomington Transit Impacts</b>                         |                  |                     |                     |                     |                     |            |
| Annexation Adjustment (Max Levy)                           | \$ -             | \$ 108,012          | \$ 112,225          | \$ 116,602          | \$ 121,149          |            |
| Less: Property Tax Cap Credits                             | \$ -             | \$ (7,521)          | \$ (7,815)          | \$ (8,120)          | \$ (8,436)          |            |
| <b>Equals: Subtotal - Net Property Tax</b>                 | <b>\$ -</b>      | <b>\$ 100,491</b>   | <b>\$ 104,410</b>   | <b>\$ 108,482</b>   | <b>\$ 112,713</b>   |            |
| <b>Plus: Other Revenue</b>                                 |                  |                     |                     |                     |                     |            |
| Financial Institutions Tax (FIT)                           | \$ -             | \$ 1,085            | \$ 1,128            | \$ 1,171            | \$ 1,217            |            |
| Motor Vehicle/Aircraft Excise Tax                          | \$ -             | \$ 4,235            | \$ 4,400            | \$ 4,572            | \$ 4,750            |            |
| Commercial Vehicle Excise Tax (CVET)                       | \$ -             | \$ 294              | \$ 305              | \$ 317              | \$ 329              |            |
| LIT Certified Shares                                       | \$ -             | \$ -                | \$ 10,440           | \$ 13,088           | \$ 13,999           |            |
| <b>Equals: Subtotal - Other Revenue</b>                    | <b>\$ -</b>      | <b>\$ 5,614</b>     | <b>\$ 16,273</b>    | <b>\$ 19,148</b>    | <b>\$ 20,296</b>    |            |
| <b>Total - Bloomington Transit Impacts</b>                 | <b>\$ -</b>      | <b>\$ 106,105</b>   | <b>\$ 120,683</b>   | <b>\$ 127,630</b>   | <b>\$ 133,009</b>   |            |
| <b>Grand Total - Area 1B Impacts</b>                       | <b>\$ 75,046</b> | <b>\$ 2,766,540</b> | <b>\$ 3,225,468</b> | <b>\$ 3,398,381</b> | <b>\$ 3,523,741</b> |            |

## City of Bloomington

Revenue Projections - By Annexation Area

September 10, 2021

| AREA 1C - SOUTH-WEST ANNEXATION AREA - REVENUE PROJECTIONS |                 |                  |                  |                  |                  |        |            |        |            |  |
|--|-----------------|------------------|------------------|------------------|------------------|--------|------------|--------|------------|--|
| REVENUE SOURCE   | ASSESSMENT YEAR |                  | PAY YEAR 1       |                  | PAY YEAR 2       |        | PAY YEAR 3 |        | PAY YEAR 4 |  |
|  | YEAR 1          | YEAR 2           | YEAR 3           | YEAR 4           | YEAR 5           | YEAR 6 | YEAR 7     | YEAR 8 | YEAR 9     |  |
| <b>Bloomington City Impacts</b>                            |                 |                  |                  |                  |                  |        |            |        |            |  |
| Annexation Adjustment (Max Levy)                           | \$ -            | \$ 43,206        | \$ 44,891        | \$ 46,642        | \$ 48,461        |        |            |        |            |  |
| CCD Rate Reestablishment                                   | \$ -            | \$ 2,886         | \$ 2,973         | \$ 3,062         | \$ 3,154         |        |            |        |            |  |
| Less: Property Tax Cap Credits                             | \$ -            | \$ (2,972)       | \$ (3,088)       | \$ (3,208)       | \$ (3,333)       |        |            |        |            |  |
| <b>Equals: Subtotal - Net Property Tax</b>                 | <b>\$ -</b>     | <b>\$ 43,121</b> | <b>\$ 44,776</b> | <b>\$ 46,496</b> | <b>\$ 48,282</b> |        |            |        |            |  |
| <b>Plus Local Income Tax:</b>                              |                 |                  |                  |                  |                  |        |            |        |            |  |
| LIT Certified Shares                                       | \$ -            | \$ -             | \$ 4,900         | \$ 6,143         | \$ 6,570         |        |            |        |            |  |
| LIT Public Safety  | \$ -            | \$ -             | \$ 2,243         | \$ 2,495         | \$ 2,570         |        |            |        |            |  |
| <b>Equals: Subtotal - Local Income Tax</b>                 | <b>\$ -</b>     | <b>\$ -</b>      | <b>\$ 7,143</b>  | <b>\$ 8,638</b>  | <b>\$ 9,140</b>  |        |            |        |            |  |
| <b>Plus - Highway/Related Revenue:</b>                     |                 |                  |                  |                  |                  |        |            |        |            |  |
| Motor Vehicle Highway Distribution                         | \$ -            | \$ 1,843         | \$ 1,843         | \$ 1,843         | \$ 1,843         |        |            |        |            |  |
| Local Road & Street Distribution                           | \$ -            | \$ 1,082         | \$ 1,082         | \$ 1,082         | \$ 1,082         |        |            |        |            |  |
| Wheel Tax  | \$ -            | \$ 1,928         | \$ 1,928         | \$ 1,928         | \$ 1,928         |        |            |        |            |  |
| Motor Vehicle/Aircraft Excise Tax                          | \$ -            | \$ 1,437         | \$ 1,493         | \$ 1,552         | \$ 1,612         |        |            |        |            |  |
| Commercial Vehicle Excise Tax (CVET)                       | \$ -            | \$ 100           | \$ 103           | \$ 107           | \$ 112           |        |            |        |            |  |
| <b>Equals: Subtotal - Highway/Related Revenue</b>          | <b>\$ -</b>     | <b>\$ 6,389</b>  | <b>\$ 6,449</b>  | <b>\$ 6,511</b>  | <b>\$ 6,576</b>  |        |            |        |            |  |
| <b>Plus - Other Revenue:</b>                               |                 |                  |                  |                  |                  |        |            |        |            |  |
| Financial Institutions Tax (FIT)                           | \$ -            | \$ 368           | \$ 382           | \$ 397           | \$ 412           |        |            |        |            |  |
| ABC Excise Tax   | \$ -            | \$ 86            | \$ 89            | \$ 93            | \$ 96            |        |            |        |            |  |
| ABC Gallonage Tax  | \$ -            | \$ 192           | \$ 200           | \$ 207           | \$ 216           |        |            |        |            |  |
| Cigarette Tax  | \$ -            | \$ 218           | \$ 227           | \$ 235           | \$ 245           |        |            |        |            |  |
| Riverboat Wagering Distribution                            | \$ -            | \$ 468           | \$ 468           | \$ 468           | \$ 468           |        |            |        |            |  |
| <b>Equals: Subtotal - Other Revenue</b>                    | <b>\$ -</b>     | <b>\$ 1,332</b>  | <b>\$ 1,366</b>  | <b>\$ 1,401</b>  | <b>\$ 1,437</b>  |        |            |        |            |  |
| <b>Total - City Impact Projections - Area 1C</b>           | <b>\$ -</b>     | <b>\$ 50,842</b> | <b>\$ 59,735</b> | <b>\$ 63,046</b> | <b>\$ 65,435</b> |        |            |        |            |  |
| <b>Storm Water Impact - Storm Collection Fees</b>          | <b>\$ 1,298</b> | <b>\$ 1,298</b>  | <b>\$ 1,298</b>  | <b>\$ 1,298</b>  | <b>\$ 1,298</b>  |        |            |        |            |  |
| <b>Bloomington Transit Impacts</b>                         |                 |                  |                  |                  |                  |        |            |        |            |  |
| Annexation Adjustment (Max Levy)                           | \$ -            | \$ 2,165         | \$ 2,250         | \$ 2,337         | \$ 2,428         |        |            |        |            |  |
| Less: Property Tax Cap Credits                             | \$ -            | \$ (151)         | \$ (157)         | \$ (163)         | \$ (169)         |        |            |        |            |  |
| <b>Equals: Subtotal - Net Property Tax</b>                 | <b>\$ -</b>     | <b>\$ 2,014</b>  | <b>\$ 2,093</b>  | <b>\$ 2,175</b>  | <b>\$ 2,259</b>  |        |            |        |            |  |
| <b>Plus: Other Revenue</b>                                 |                 |                  |                  |                  |                  |        |            |        |            |  |
| Financial Institutions Tax (FIT)                           | \$ -            | \$ 19            | \$ 20            | \$ 20            | \$ 21            |        |            |        |            |  |
| Motor Vehicle/Aircraft Excise Tax                          | \$ -            | \$ 73            | \$ 76            | \$ 79            | \$ 82            |        |            |        |            |  |
| Commercial Vehicle Excise Tax (CVET)                       | \$ -            | \$ 5             | \$ 5             | \$ 5             | \$ 6             |        |            |        |            |  |
| LIT Certified Shares                                       | \$ -            | \$ -             | \$ 209           | \$ 262           | \$ 281           |        |            |        |            |  |
| <b>Equals: Subtotal - Other Revenue</b>                    | <b>\$ -</b>     | <b>\$ 97</b>     | <b>\$ 310</b>    | <b>\$ 367</b>    | <b>\$ 390</b>    |        |            |        |            |  |
| <b>Total - Bloomington Transit Impacts</b>                 | <b>\$ -</b>     | <b>\$ 2,111</b>  | <b>\$ 2,403</b>  | <b>\$ 2,542</b>  | <b>\$ 2,649</b>  |        |            |        |            |  |
| <b>Grand Total - Area 1C Impacts</b>                       | <b>\$ 1,298</b> | <b>\$ 54,252</b> | <b>\$ 63,436</b> | <b>\$ 66,886</b> | <b>\$ 69,382</b> |        |            |        |            |  |

## City of Bloomington

Revenue Projections - By Annexation Area

September 10, 2021

| AREA 2 - SOUTH-EAST ANNEXATION AREA - REVENUE PROJECTIONS |                  |                     |                     |                     |                     |            |
|---|------------------|---------------------|---------------------|---------------------|---------------------|------------|
| REVENUE SOURCE  | ASSESSMENT YEAR  | PAY YEAR 1          | PAY YEAR 2          | PAY YEAR 3          | PAY YEAR 4          | PAY YEAR 5 |
|   | YEAR 1           | YEAR 2              | YEAR 3              | YEAR 4              | YEAR 5              |            |
| <b>Bloomington City Impacts</b>                           |                  |                     |                     |                     |                     |            |
| Annexation Adjustment (Max Levy)                          | \$ -             | \$ 2,592,991        | \$ 2,694,118        | \$ 2,799,188        | \$ 2,908,357        |            |
| CCD Rate Reestablishment                                  | \$ -             | \$ 173,210          | \$ 178,406          | \$ 183,759          | \$ 189,271          |            |
| Less: Property Tax Cap Credits                            | \$ -             | \$ (178,340)        | \$ (185,296)        | \$ (192,522)        | \$ (200,030)        |            |
| <b>Equals: Subtotal - Net Property Tax</b>                | <b>\$ -</b>      | <b>\$ 2,587,861</b> | <b>\$ 2,687,229</b> | <b>\$ 2,790,425</b> | <b>\$ 2,897,598</b> |            |
| <b>Plus Local Income Tax:</b>                             |                  |                     |                     |                     |                     |            |
| LIT Certified Shares                                      | \$ -             | \$ -                | \$ 294,062          | \$ 368,642          | \$ 394,306          |            |
| LIT Public Safety   | \$ -             | \$ -                | \$ 134,627          | \$ 149,761          | \$ 154,253          |            |
| <b>Equals: Subtotal - Local Income Tax</b>                | <b>\$ -</b>      | <b>\$ -</b>         | <b>\$ 428,689</b>   | <b>\$ 518,402</b>   | <b>\$ 548,559</b>   |            |
| <b>Plus - Highway/Related Revenue:</b>                    |                  |                     |                     |                     |                     |            |
| Motor Vehicle Highway Distribution                        | \$ -             | \$ 85,201           | \$ 85,201           | \$ 85,201           | \$ 85,201           |            |
| Local Road & Street Distribution                          | \$ -             | \$ 49,958           | \$ 49,958           | \$ 49,958           | \$ 49,958           |            |
| Wheel Tax   | \$ -             | \$ 82,992           | \$ 82,992           | \$ 82,992           | \$ 82,992           |            |
| Motor Vehicle/Aircraft Excise Tax                         | \$ -             | \$ 66,466           | \$ 69,058           | \$ 71,752           | \$ 74,550           |            |
| Commercial Vehicle Excise Tax (CVET)                      | \$ -             | \$ 4,607            | \$ 4,784            | \$ 4,968            | \$ 5,159            |            |
| <b>Equals: Subtotal - Highway/Related Revenue</b>         | <b>\$ -</b>      | <b>\$ 289,224</b>   | <b>\$ 291,993</b>   | <b>\$ 294,870</b>   | <b>\$ 297,859</b>   |            |
| <b>Plus - Other Revenue:</b>                              |                  |                     |                     |                     |                     |            |
| Financial Institutions Tax (FIT)                          | \$ -             | \$ 17,030           | \$ 17,684           | \$ 18,363           | \$ 19,069           |            |
| ABC Excise Tax  | \$ -             | \$ 3,972            | \$ 4,127            | \$ 4,288            | \$ 4,455            |            |
| ABC Gallonage Tax   | \$ -             | \$ 8,885            | \$ 9,232            | \$ 9,592            | \$ 9,966            |            |
| Cigarette Tax   | \$ -             | \$ 10,081           | \$ 10,474           | \$ 10,882           | \$ 11,307           |            |
| Riverboat Wagering Distribution                           | \$ -             | \$ 21,640           | \$ 21,640           | \$ 21,640           | \$ 21,640           |            |
| <b>Equals: Subtotal - Other Revenue</b>                   | <b>\$ -</b>      | <b>\$ 61,609</b>    | <b>\$ 63,157</b>    | <b>\$ 64,766</b>    | <b>\$ 66,437</b>    |            |
| <b>Total - City Impact Projections - Area 2</b>           | <b>\$ -</b>      | <b>\$ 2,938,693</b> | <b>\$ 3,471,067</b> | <b>\$ 3,668,463</b> | <b>\$ 3,810,453</b> |            |
| <b>Storm Water Impact - Storm Collection Fees</b>         | <b>\$ 60,040</b> | <b>\$ 60,040</b>    | <b>\$ 60,040</b>    | <b>\$ 60,040</b>    | <b>\$ 60,040</b>    |            |
| <b>Bloomington Transit Impacts</b>                        |                  |                     |                     |                     |                     |            |
| Annexation Adjustment (Max Levy)                          | \$ -             | \$ 129,938          | \$ 135,005          | \$ 140,271          | \$ 145,741          |            |
| Less: Property Tax Cap Credits                            | \$ -             | \$ (9,048)          | \$ (9,401)          | \$ (9,768)          | \$ (10,149)         |            |
| <b>Equals: Subtotal - Net Property Tax</b>                | <b>\$ -</b>      | <b>\$ 120,889</b>   | <b>\$ 125,604</b>   | <b>\$ 130,503</b>   | <b>\$ 135,592</b>   |            |
| <b>Plus: Other Revenue</b>                                |                  |                     |                     |                     |                     |            |
| Financial Institutions Tax (FIT)                          | \$ -             | \$ 868              | \$ 902              | \$ 937              | \$ 974              |            |
| Motor Vehicle/Aircraft Excise Tax                         | \$ -             | \$ 3,388            | \$ 3,521            | \$ 3,658            | \$ 3,801            |            |
| Commercial Vehicle Excise Tax (CVET)                      | \$ -             | \$ 235              | \$ 244              | \$ 254              | \$ 263              |            |
| LIT Certified Shares                                      | \$ -             | \$ -                | \$ 12,559           | \$ 15,744           | \$ 16,841           |            |
| <b>Equals: Subtotal - Other Revenue</b>                   | <b>\$ -</b>      | <b>\$ 4,491</b>     | <b>\$ 17,226</b>    | <b>\$ 20,593</b>    | <b>\$ 21,878</b>    |            |
| <b>Total - Bloomington Transit Impacts</b>                | <b>\$ -</b>      | <b>\$ 125,381</b>   | <b>\$ 142,830</b>   | <b>\$ 151,096</b>   | <b>\$ 157,471</b>   |            |
| <b>Grand Total - Area 2 Impacts</b>                       | <b>\$ 60,040</b> | <b>\$ 3,124,114</b> | <b>\$ 3,673,937</b> | <b>\$ 3,879,599</b> | <b>\$ 4,027,963</b> |            |

## City of Bloomington

Revenue Projections - By Annexation Area

September 10, 2021

| AREA 3 - NORTH ISLAND ANNEXATION AREA - REVENUE PROJECTIONS |                 |                   |                   |                   |                   |            |
|---|-----------------|-------------------|-------------------|-------------------|-------------------|------------|
| REVENUE SOURCE  | ASSESSMENT YEAR | PAY YEAR 1        | PAY YEAR 2        | PAY YEAR 3        | PAY YEAR 4        | PAY YEAR 5 |
|   | YEAR 1          | YEAR 2            | YEAR 3            | YEAR 4            | YEAR 5            |            |
| <b>Bloomington City Impacts</b>                             |                 |                   |                   |                   |                   |            |
| Annexation Adjustment (Max Levy)                            | \$ -            | \$ 90,243         | \$ 93,763         | \$ 97,420         | \$ 101,219        |            |
| CCD Rate Reestablishment                                    | \$ -            | \$ 6,028          | \$ 6,209          | \$ 6,395          | \$ 6,587          |            |
| Less: Property Tax Cap Credits                              | \$ -            | \$ (6,207)        | \$ (6,449)        | \$ (6,700)        | \$ (6,962)        |            |
| <b>Equals: Subtotal - Net Property Tax</b>                  | <b>\$ -</b>     | <b>\$ 90,065</b>  | <b>\$ 93,523</b>  | <b>\$ 97,115</b>  | <b>\$ 100,844</b> |            |
| <b>Plus Local Income Tax:</b>                               |                 |                   |                   |                   |                   |            |
| LIT Certified Shares  | \$ -            | \$ -              | \$ 10,234         | \$ 12,830         | \$ 13,723         |            |
| LIT Public Safety   | \$ -            | \$ -              | \$ 4,685          | \$ 5,212          | \$ 5,368          |            |
| <b>Equals: Subtotal - Local Income Tax</b>                  | <b>\$ -</b>     | <b>\$ -</b>       | <b>\$ 14,920</b>  | <b>\$ 18,042</b>  | <b>\$ 19,091</b>  |            |
| <b>Plus - Highway/Related Revenue:</b>                      |                 |                   |                   |                   |                   |            |
| Motor Vehicle Highway Distribution                          | \$ -            | \$ 8,536          | \$ 8,536          | \$ 8,536          | \$ 8,536          |            |
| Local Road & Street Distribution                            | \$ -            | \$ 4,996          | \$ 4,996          | \$ 4,996          | \$ 4,996          |            |
| Wheel Tax   | \$ -            | \$ 7,251          | \$ 7,251          | \$ 7,251          | \$ 7,251          |            |
| Motor Vehicle/Aircraft Excise Tax                           | \$ -            | \$ 6,659          | \$ 6,919          | \$ 7,189          | \$ 7,469          |            |
| Commercial Vehicle Excise Tax (CVET)                        | \$ -            | \$ 462            | \$ 479            | \$ 498            | \$ 517            |            |
| <b>Equals: Subtotal - Highway/Related Revenue</b>           | <b>\$ -</b>     | <b>\$ 27,905</b>  | <b>\$ 28,182</b>  | <b>\$ 28,471</b>  | <b>\$ 28,770</b>  |            |
| <b>Plus - Other Revenue:</b>                                |                 |                   |                   |                   |                   |            |
| Financial Institutions Tax (FIT)                            | \$ -            | \$ 1,706          | \$ 1,772          | \$ 1,840          | \$ 1,911          |            |
| ABC Excise Tax  | \$ -            | \$ 398            | \$ 414            | \$ 430            | \$ 446            |            |
| ABC Gallonage Tax   | \$ -            | \$ 890            | \$ 925            | \$ 961            | \$ 998            |            |
| Cigarette Tax   | \$ -            | \$ 1,010          | \$ 1,049          | \$ 1,090          | \$ 1,133          |            |
| Riverboat Wagering Distribution                             | \$ -            | \$ 2,168          | \$ 2,168          | \$ 2,168          | \$ 2,168          |            |
| <b>Equals: Subtotal - Other Revenue</b>                     | <b>\$ -</b>     | <b>\$ 6,173</b>   | <b>\$ 6,328</b>   | <b>\$ 6,489</b>   | <b>\$ 6,656</b>   |            |
| <b>Total - City Impact Projections - Area 3</b>             | <b>\$ -</b>     | <b>\$ 124,142</b> | <b>\$ 142,953</b> | <b>\$ 150,116</b> | <b>\$ 155,362</b> |            |
| <b>Storm Water Impact - Storm Collection Fees</b>           | <b>\$ 6,016</b> | <b>\$ 6,016</b>   | <b>\$ 6,016</b>   | <b>\$ 6,016</b>   | <b>\$ 6,016</b>   |            |
| <b>Bloomington Transit Impacts</b>                          |                 |                   |                   |                   |                   |            |
| Annexation Adjustment (Max Levy)                            | \$ -            | \$ 4,522          | \$ 4,699          | \$ 4,882          | \$ 5,072          |            |
| Less: Property Tax Cap Credits                              | \$ -            | \$ (315)          | \$ (327)          | \$ (340)          | \$ (353)          |            |
| <b>Equals: Subtotal - Net Property Tax</b>                  | <b>\$ -</b>     | <b>\$ 4,207</b>   | <b>\$ 4,371</b>   | <b>\$ 4,542</b>   | <b>\$ 4,719</b>   |            |
| <b>Plus: Other Revenue</b>                                  |                 |                   |                   |                   |                   |            |
| Financial Institutions Tax (FIT)                            | \$ -            | \$ 87             | \$ 90             | \$ 94             | \$ 98             |            |
| Motor Vehicle/Aircraft Excise Tax                           | \$ -            | \$ 339            | \$ 353            | \$ 366            | \$ 381            |            |
| Commercial Vehicle Excise Tax (CVET)                        | \$ -            | \$ 24             | \$ 24             | \$ 25             | \$ 26             |            |
| LIT Certified Shares  | \$ -            | \$ -              | \$ 437            | \$ 548            | \$ 586            |            |
| <b>Equals: Subtotal - Other Revenue</b>                     | <b>\$ -</b>     | <b>\$ 450</b>     | <b>\$ 905</b>     | <b>\$ 1,034</b>   | <b>\$ 1,091</b>   |            |
| <b>Total - Bloomington Transit Impacts</b>                  | <b>\$ -</b>     | <b>\$ 4,657</b>   | <b>\$ 5,276</b>   | <b>\$ 5,576</b>   | <b>\$ 5,810</b>   |            |
| <b>Grand Total - Area 3 Impacts</b>                         | <b>\$ 6,016</b> | <b>\$ 134,815</b> | <b>\$ 154,244</b> | <b>\$ 161,707</b> | <b>\$ 167,188</b> |            |

## City of Bloomington

Revenue Projections - By Annexation Area

September 10, 2021

| AREA 4 - CENTRAL ISLAND ANNEXATION AREA - REVENUE PROJECTIONS |                 |                   |                   |                   |                   |        |            |        |            |  |
|---|-----------------|-------------------|-------------------|-------------------|-------------------|--------|------------|--------|------------|--|
| REVENUE SOURCE  | ASSESSMENT YEAR |                   | PAY YEAR 1        |                   | PAY YEAR 2        |        | PAY YEAR 3 |        | PAY YEAR 4 |  |
|   | YEAR 1          | YEAR 2            | YEAR 3            | YEAR 4            | YEAR 5            | YEAR 6 | YEAR 7     | YEAR 8 | YEAR 9     |  |
| <b>Bloomington City Impacts</b>                               |                 |                   |                   |                   |                   |        |            |        |            |  |
| Annexation Adjustment (Max Levy)                              | \$ -            | \$ 79,861         | \$ 82,975         | \$ 86,211         | \$ 89,574         |        |            |        |            |  |
| CCD Rate Reestablishment                                      | \$ -            | \$ 5,335          | \$ 5,495          | \$ 5,660          | \$ 5,829          |        |            |        |            |  |
| Less: Property Tax Cap Credits                                | \$ -            | \$ (5,493)        | \$ (5,707)        | \$ (5,929)        | \$ (6,161)        |        |            |        |            |  |
| <b>Equals: Subtotal - Net Property Tax</b>                    | <b>\$ -</b>     | <b>\$ 79,703</b>  | <b>\$ 82,763</b>  | <b>\$ 85,941</b>  | <b>\$ 89,242</b>  |        |            |        |            |  |
| <b>Plus Local Income Tax:</b>                                 |                 |                   |                   |                   |                   |        |            |        |            |  |
| LIT Certified Shares  | \$ -            | \$ -              | \$ 9,057          | \$ 11,354         | \$ 12,144         |        |            |        |            |  |
| LIT Public Safety   | \$ -            | \$ -              | \$ 4,146          | \$ 4,612          | \$ 4,751          |        |            |        |            |  |
| <b>Equals: Subtotal - Local Income Tax</b>                    | <b>\$ -</b>     | <b>\$ -</b>       | <b>\$ 13,203</b>  | <b>\$ 15,966</b>  | <b>\$ 16,895</b>  |        |            |        |            |  |
| <b>Plus - Highway/Related Revenue:</b>                        |                 |                   |                   |                   |                   |        |            |        |            |  |
| Motor Vehicle Highway Distribution                            | \$ -            | \$ 9,796          | \$ 9,796          | \$ 9,796          | \$ 9,796          |        |            |        |            |  |
| Local Road & Street Distribution                              | \$ -            | \$ 5,732          | \$ 5,732          | \$ 5,732          | \$ 5,732          |        |            |        |            |  |
| Wheel Tax   | \$ -            | \$ 8,153          | \$ 8,153          | \$ 8,153          | \$ 8,153          |        |            |        |            |  |
| Motor Vehicle/Aircraft Excise Tax                             | \$ -            | \$ 7,642          | \$ 7,940          | \$ 8,250          | \$ 8,571          |        |            |        |            |  |
| Commercial Vehicle Excise Tax (CVET)                          | \$ -            | \$ 530            | \$ 550            | \$ 571            | \$ 593            |        |            |        |            |  |
| <b>Equals: Subtotal - Highway/Related Revenue</b>             | <b>\$ -</b>     | <b>\$ 31,853</b>  | <b>\$ 32,171</b>  | <b>\$ 32,502</b>  | <b>\$ 32,846</b>  |        |            |        |            |  |
| <b>Plus - Other Revenue:</b>                                  |                 |                   |                   |                   |                   |        |            |        |            |  |
| Financial Institutions Tax (FIT)                              | \$ -            | \$ 1,958          | \$ 2,033          | \$ 2,111          | \$ 2,192          |        |            |        |            |  |
| ABC Excise Tax  | \$ -            | \$ 457            | \$ 475            | \$ 493            | \$ 512            |        |            |        |            |  |
| ABC Gallonage Tax   | \$ -            | \$ 1,022          | \$ 1,061          | \$ 1,103          | \$ 1,146          |        |            |        |            |  |
| Cigarette Tax   | \$ -            | \$ 1,159          | \$ 1,204          | \$ 1,251          | \$ 1,300          |        |            |        |            |  |
| Riverboat Wagering Distribution                               | \$ -            | \$ 2,488          | \$ 2,488          | \$ 2,488          | \$ 2,488          |        |            |        |            |  |
| <b>Equals: Subtotal - Other Revenue</b>                       | <b>\$ -</b>     | <b>\$ 7,083</b>   | <b>\$ 7,261</b>   | <b>\$ 7,446</b>   | <b>\$ 7,638</b>   |        |            |        |            |  |
| <b>Total - City Impact Projections - Area 4</b>               | <b>\$ -</b>     | <b>\$ 118,639</b> | <b>\$ 135,399</b> | <b>\$ 141,856</b> | <b>\$ 146,621</b> |        |            |        |            |  |
| <b>Storm Water Impact - Storm Collection Fees</b>             | <b>\$ 6,903</b> | <b>\$ 6,903</b>   | <b>\$ 6,903</b>   | <b>\$ 6,903</b>   | <b>\$ 6,903</b>   |        |            |        |            |  |
| <b>Bloomington Transit Impacts</b>                            |                 |                   |                   |                   |                   |        |            |        |            |  |
| Annexation Adjustment (Max Levy)                              | \$ -            | \$ 4,002          | \$ 4,158          | \$ 4,320          | \$ 4,489          |        |            |        |            |  |
| Less: Property Tax Cap Credits                                | \$ -            | \$ (279)          | \$ (290)          | \$ (301)          | \$ (313)          |        |            |        |            |  |
| <b>Equals: Subtotal - Net Property Tax</b>                    | <b>\$ -</b>     | <b>\$ 3,723</b>   | <b>\$ 3,868</b>   | <b>\$ 4,019</b>   | <b>\$ 4,176</b>   |        |            |        |            |  |
| <b>Plus: Other Revenue</b>                                    |                 |                   |                   |                   |                   |        |            |        |            |  |
| Financial Institutions Tax (FIT)                              | \$ -            | \$ 100            | \$ 104            | \$ 108            | \$ 112            |        |            |        |            |  |
| Motor Vehicle/Aircraft Excise Tax                             | \$ -            | \$ 390            | \$ 405            | \$ 421            | \$ 437            |        |            |        |            |  |
| Commercial Vehicle Excise Tax (CVET)                          | \$ -            | \$ 27             | \$ 28             | \$ 29             | \$ 30             |        |            |        |            |  |
| LIT Certified Shares  | \$ -            | \$ -              | \$ 387            | \$ 485            | \$ 519            |        |            |        |            |  |
| <b>Equals: Subtotal - Other Revenue</b>                       | <b>\$ -</b>     | <b>\$ 516</b>     | <b>\$ 923</b>     | <b>\$ 1,042</b>   | <b>\$ 1,098</b>   |        |            |        |            |  |
| <b>Total - Bloomington Transit Impacts</b>                    | <b>\$ -</b>     | <b>\$ 4,240</b>   | <b>\$ 4,792</b>   | <b>\$ 5,062</b>   | <b>\$ 5,274</b>   |        |            |        |            |  |
| <b>Grand Total - Area 4 Impacts</b>                           | <b>\$ 6,903</b> | <b>\$ 129,781</b> | <b>\$ 147,093</b> | <b>\$ 153,820</b> | <b>\$ 158,798</b> |        |            |        |            |  |

## City of Bloomington

Revenue Projections - By Annexation Area

September 10, 2021

| AREA 5 - SOUTH ISLAND ANNEXATION AREA - REVENUE PROJECTIONS |                  |                   |                   |                   |                   |            |
|---|------------------|-------------------|-------------------|-------------------|-------------------|------------|
| REVENUE SOURCE  | ASSESSMENT YEAR  | PAY YEAR 1        | PAY YEAR 2        | PAY YEAR 3        | PAY YEAR 4        | PAY YEAR 5 |
|   | YEAR 1           | YEAR 2            | YEAR 3            | YEAR 4            | YEAR 5            |            |
| <b>Bloomington City Impacts</b>                             |                  |                   |                   |                   |                   |            |
| Annexation Adjustment (Max Levy)                            | \$ -             | \$ 503,911        | \$ 523,563        | \$ 543,982        | \$ 565,197        |            |
| CCD Rate Reestablishment                                    | \$ -             | \$ 33,661         | \$ 34,671         | \$ 35,711         | \$ 36,782         |            |
| Less: Property Tax Cap Credits                              | \$ -             | \$ (34,658)       | \$ (36,010)       | \$ (37,414)       | \$ (38,873)       |            |
| <b>Equals: Subtotal - Net Property Tax</b>                  | <b>\$ -</b>      | <b>\$ 502,914</b> | <b>\$ 522,224</b> | <b>\$ 542,279</b> | <b>\$ 563,106</b> |            |
| <b>Plus Local Income Tax:</b>                               |                  |                   |                   |                   |                   |            |
| LIT Certified Shares  | \$ -             | \$ -              | \$ 57,147         | \$ 71,640         | \$ 76,628         |            |
| LIT Public Safety   | \$ -             | \$ -              | \$ 26,163         | \$ 29,104         | \$ 29,977         |            |
| <b>Equals: Subtotal - Local Income Tax</b>                  | <b>\$ -</b>      | <b>\$ -</b>       | <b>\$ 83,309</b>  | <b>\$ 100,744</b> | <b>\$ 106,605</b> |            |
| <b>Plus - Highway/Related Revenue:</b>                      |                  |                   |                   |                   |                   |            |
| Motor Vehicle Highway Distribution                          | \$ -             | \$ 22,297         | \$ 22,297         | \$ 22,297         | \$ 22,297         |            |
| Local Road & Street Distribution                            | \$ -             | \$ 13,042         | \$ 13,042         | \$ 13,042         | \$ 13,042         |            |
| Wheel Tax   | \$ -             | \$ 18,035         | \$ 18,035         | \$ 18,035         | \$ 18,035         |            |
| Motor Vehicle/Aircraft Excise Tax                           | \$ -             | \$ 17,394         | \$ 18,073         | \$ 18,778         | \$ 19,510         |            |
| Commercial Vehicle Excise Tax (CVET)                        | \$ -             | \$ 1,206          | \$ 1,252          | \$ 1,300          | \$ 1,350          |            |
| <b>Equals: Subtotal - Highway/Related Revenue</b>           | <b>\$ -</b>      | <b>\$ 71,974</b>  | <b>\$ 72,699</b>  | <b>\$ 73,452</b>  | <b>\$ 74,234</b>  |            |
| <b>Plus - Other Revenue:</b>                                |                  |                   |                   |                   |                   |            |
| Financial Institutions Tax (FIT)                            | \$ -             | \$ 4,457          | \$ 4,628          | \$ 4,806          | \$ 4,990          |            |
| ABC Excise Tax  | \$ -             | \$ 1,040          | \$ 1,080          | \$ 1,122          | \$ 1,166          |            |
| ABC Gallonage Tax   | \$ -             | \$ 2,325          | \$ 2,416          | \$ 2,510          | \$ 2,608          |            |
| Cigarette Tax   | \$ -             | \$ 2,638          | \$ 2,741          | \$ 2,848          | \$ 2,959          |            |
| Riverboat Wagering Distribution                             | \$ -             | \$ 5,663          | \$ 5,663          | \$ 5,663          | \$ 5,663          |            |
| <b>Equals: Subtotal - Other Revenue</b>                     | <b>\$ -</b>      | <b>\$ 16,123</b>  | <b>\$ 16,528</b>  | <b>\$ 16,949</b>  | <b>\$ 17,387</b>  |            |
| <b>Total - City Impact Projections - Area 5</b>             | <b>\$ -</b>      | <b>\$ 591,011</b> | <b>\$ 694,761</b> | <b>\$ 733,424</b> | <b>\$ 761,332</b> |            |
| <b>Storm Water Impact - Storm Collection Fees</b>           | <b>\$ 15,713</b> | <b>\$ 15,713</b>  | <b>\$ 15,713</b>  | <b>\$ 15,713</b>  | <b>\$ 15,713</b>  |            |
| <b>Bloomington Transit Impacts</b>                          |                  |                   |                   |                   |                   |            |
| Annexation Adjustment (Max Levy)                            | \$ -             | \$ 25,252         | \$ 26,236         | \$ 27,260         | \$ 28,323         |            |
| Less: Property Tax Cap Credits                              | \$ -             | \$ (1,758)        | \$ (1,827)        | \$ (1,898)        | \$ (1,972)        |            |
| <b>Equals: Subtotal - Net Property Tax</b>                  | <b>\$ -</b>      | <b>\$ 23,493</b>  | <b>\$ 24,409</b>  | <b>\$ 25,361</b>  | <b>\$ 26,350</b>  |            |
| <b>Plus: Other Revenue</b>                                  |                  |                   |                   |                   |                   |            |
| Financial Institutions Tax (FIT)                            | \$ -             | \$ 227            | \$ 236            | \$ 245            | \$ 255            |            |
| Motor Vehicle/Aircraft Excise Tax                           | \$ -             | \$ 887            | \$ 921            | \$ 957            | \$ 995            |            |
| Commercial Vehicle Excise Tax (CVET)                        | \$ -             | \$ 61             | \$ 64             | \$ 66             | \$ 69             |            |
| LIT Certified Shares  | \$ -             | \$ -              | \$ 2,441          | \$ 3,060          | \$ 3,273          |            |
| <b>Equals: Subtotal - Other Revenue</b>                     | <b>\$ -</b>      | <b>\$ 1,175</b>   | <b>\$ 3,662</b>   | <b>\$ 4,329</b>   | <b>\$ 4,591</b>   |            |
| <b>Total - Bloomington Transit Impacts</b>                  | <b>\$ -</b>      | <b>\$ 24,669</b>  | <b>\$ 28,071</b>  | <b>\$ 29,690</b>  | <b>\$ 30,942</b>  |            |
| <b>Grand Total - Area 5 Impacts</b>                         | <b>\$ 15,713</b> | <b>\$ 631,392</b> | <b>\$ 738,545</b> | <b>\$ 778,827</b> | <b>\$ 807,986</b> |            |

## City of Bloomington

Revenue Projections - Combined Annexation Areas  
September 10, 2021

| COMBINED ANNEXATION AREAS - REVENUE PROJECTIONS    |                           |                      |                      |                      |                      |  |
|--|---------------------------|----------------------|----------------------|----------------------|----------------------|--|
| REVENUE SOURCE                                     | ASSESSMENT YEAR<br>YEAR 1 | PAY YEAR 1<br>YEAR 2 | PAY YEAR 2<br>YEAR 3 | PAY YEAR 3<br>YEAR 4 | PAY YEAR 4<br>YEAR 5 |  |
| <b>Bloomington City Impacts</b>                    |                           |                      |                      |                      |                      |  |
| Annexation Adjustment (Max Levy)                   | \$ -                      | \$ 8,285,971         | \$ 8,609,124         | \$ 8,944,880         | \$ 9,293,730         |  |
| CCD Rate Reestablishment                           | \$ -                      | \$ 553,497           | \$ 570,102           | \$ 587,205           | \$ 604,821           |  |
| Less: Property Tax Cap Credits                     | \$ -                      | \$ (569,891)         | \$ (592,117)         | \$ (615,209)         | \$ (639,202)         |  |
| <b>Equals: Subtotal - Net Property Tax</b>         | <b>\$ -</b>               | <b>\$ 8,269,577</b>  | <b>\$ 8,587,109</b>  | <b>\$ 8,916,876</b>  | <b>\$ 9,259,349</b>  |  |
| <b>Plus Local Income Tax:</b>                      |                           |                      |                      |                      |                      |  |
| LIT Certified Shares                               | \$ -                      | \$ -                 | \$ 939,683           | \$ 1,178,005         | \$ 1,260,015         |  |
| LIT Public Safety                                  | \$ -                      | \$ -                 | \$ 430,203           | \$ 478,564           | \$ 492,920           |  |
| <b>Equals: Subtotal - Local Income Tax</b>         | <b>\$ -</b>               | <b>\$ -</b>          | <b>\$ 1,369,886</b>  | <b>\$ 1,656,568</b>  | <b>\$ 1,752,935</b>  |  |
| <b>Plus - Highway/Related Revenue:</b>             |                           |                      |                      |                      |                      |  |
| Motor Vehicle Highway Distribution                 | \$ -                      | \$ 327,158           | \$ 327,158           | \$ 327,158           | \$ 327,158           |  |
| Local Road & Street Distribution                   | \$ -                      | \$ 191,793           | \$ 191,793           | \$ 191,793           | \$ 191,793           |  |
| Wheel Tax  | \$ -                      | \$ 314,042           | \$ 314,042           | \$ 314,042           | \$ 314,042           |  |
| Motor Vehicle/Aircraft Excise Tax                  | \$ -                      | \$ 255,220           | \$ 265,174           | \$ 275,516           | \$ 286,261           |  |
| Commercial Vehicle Excise Tax (CVET)               | \$ -                      | \$ 17,691            | \$ 18,370            | \$ 19,076            | \$ 19,808            |  |
| <b>Equals: Subtotal - Highway/Related Revenue</b>  | <b>\$ -</b>               | <b>\$ 1,105,904</b>  | <b>\$ 1,116,537</b>  | <b>\$ 1,127,584</b>  | <b>\$ 1,139,062</b>  |  |
| <b>Plus - Other Revenue:</b>                       |                           |                      |                      |                      |                      |  |
| Financial Institutions Tax (FIT)                   | \$ -                      | \$ 65,394            | \$ 67,905            | \$ 70,513            | \$ 73,221            |  |
| ABC Excise Tax                                     | \$ -                      | \$ 15,253            | \$ 15,848            | \$ 16,466            | \$ 17,108            |  |
| ABC Gallonage Tax                                  | \$ -                      | \$ 34,117            | \$ 35,448            | \$ 36,830            | \$ 38,267            |  |
| Cigarette Tax                                      | \$ -                      | \$ 38,709            | \$ 40,218            | \$ 41,787            | \$ 43,417            |  |
| Riverboat Wagering Distribution                    | \$ -                      | \$ 83,095            | \$ 83,095            | \$ 83,095            | \$ 83,095            |  |
| <b>Equals: Subtotal - Other Revenue</b>            | <b>\$ -</b>               | <b>\$ 236,568</b>    | <b>\$ 242,514</b>    | <b>\$ 248,691</b>    | <b>\$ 255,107</b>    |  |
| <b>Total - City Impact Projections - All Areas</b> | <b>\$ -</b>               | <b>\$ 9,612,050</b>  | <b>\$ 11,316,046</b> | <b>\$ 11,949,719</b> | <b>\$ 12,406,454</b> |  |
| <b>Storm Water Impact - Storm Collection Fees</b>  | <b>\$ 230,545</b>         | <b>\$ 230,545</b>    | <b>\$ 230,545</b>    | <b>\$ 230,545</b>    | <b>\$ 230,545</b>    |  |
| <b>Bloomington Transit Impacts</b>                 |                           |                      |                      |                      |                      |  |
| Annexation Adjustment (Max Levy)                   | \$ -                      | \$ 415,219           | \$ 431,413           | \$ 448,238           | \$ 465,719           |  |
| Less: Property Tax Cap Credits                     | \$ -                      | \$ (28,914)          | \$ (30,042)          | \$ (31,213)          | \$ (32,431)          |  |
| <b>Equals: Subtotal - Net Property Tax</b>         | <b>\$ -</b>               | <b>\$ 386,306</b>    | <b>\$ 401,371</b>    | <b>\$ 417,025</b>    | <b>\$ 433,289</b>    |  |
| <b>Plus: Other Revenue</b>                         |                           |                      |                      |                      |                      |  |
| Financial Institutions Tax (FIT)                   | \$ -                      | \$ 3,334             | \$ 3,464             | \$ 3,599             | \$ 3,739             |  |
| Motor Vehicle/Aircraft Excise Tax                  | \$ -                      | \$ 13,011            | \$ 13,518            | \$ 14,046            | \$ 14,593            |  |
| Commercial Vehicle Excise Tax (CVET)               | \$ -                      | \$ 902               | \$ 937               | \$ 974               | \$ 1,012             |  |
| LIT Certified Shares                               | \$ -                      | \$ -                 | \$ 40,133            | \$ 50,312            | \$ 53,815            |  |
| <b>Equals: Subtotal - Other Revenue</b>            | <b>\$ -</b>               | <b>\$ 17,247</b>     | <b>\$ 58,053</b>     | <b>\$ 68,930</b>     | <b>\$ 73,159</b>     |  |
| <b>Total - Bloomington Transit Impacts</b>         | <b>\$ -</b>               | <b>\$ 403,552</b>    | <b>\$ 459,424</b>    | <b>\$ 485,955</b>    | <b>\$ 506,448</b>    |  |
| <b>Grand Total - All Area Impacts</b>              | <b>\$ 230,545</b>         | <b>\$ 10,246,147</b> | <b>\$ 12,006,015</b> | <b>\$ 12,666,219</b> | <b>\$ 13,143,446</b> |  |



## City of Bloomington - Annexation

Revenues Over Costs

All Departments Combined - Area 1A: South-West Bloomington Annexation Area

September 10, 2021

Net unallocated revenue through the first three (3) years will be placed in an impoundment fund(s)  
Impoundment funds will be used to enhance services to the respective area

| Revenues Over Minimal Costs        | Pay Year 1     | Pay Year 2     | Pay Year 3     | Pay Year 4   |
|------------------------------------|----------------|----------------|----------------|--------------|
| Total Revenues                     | \$ 3,405,252   | \$ 4,003,291   | \$ 4,226,999   | \$ 4,388,388 |
| Less: Non Capital Costs            | \$ 2,576,277   | \$ 2,703,610   | \$ 2,758,397   | \$ 2,841,120 |
| Less: Capital Costs                | \$ 2,451,103   | \$ 2,471,451   | \$ 2,492,409   | \$ 741,156   |
| Equals: Revenue Over/(Under Costs) | \$ (1,622,128) | \$ (1,171,770) | \$ (1,023,807) | \$ 806,111   |
| Less: Impoundment Fund(s) Deposits | \$ -           | \$ -           | \$ -           | \$ -         |
| Equals: Net Revenue                | \$ (1,622,128) | \$ (1,171,770) | \$ (1,023,807) | \$ 806,111   |

| Revenues Over Maximum Costs        | Pay Year 1     | Pay Year 2     | Pay Year 3     | Pay Year 4   |
|------------------------------------|----------------|----------------|----------------|--------------|
| Total Revenues                     | \$ 3,405,252   | \$ 4,003,291   | \$ 4,226,999   | \$ 4,388,388 |
| Less: Non Capital Costs            | \$ 3,292,103   | \$ 3,415,446   | \$ 3,491,541   | \$ 3,596,212 |
| Less: Capital Costs                | \$ 3,828,274   | \$ 3,850,046   | \$ 3,873,391   | \$ 825,561   |
| Equals: Revenue Over/(Under Costs) | \$ (3,715,125) | \$ (3,262,202) | \$ (3,137,933) | \$ (33,385)  |
| Less: Impoundment Fund(s) Deposits | \$ -           | \$ -           | \$ -           | \$ -         |
| Equals: Net Revenue                | \$ (3,715,125) | \$ (3,262,202) | \$ (3,137,933) | \$ (33,385)  |

Note (1): The City intends to fund aggregate capital costs (all Annexation Areas) with debt(s) issued from annexation revenue (no new taxes)

Note (2): Net revenue in areas 1A, 1B, 1C, 3, 4, and 5 will be placed in an impoundment fund(s)

| Revenues Over Minimal Costs with 5 Year DS | Pay Year 1   | Pay Year 2   | Pay Year 3   | Pay Year 4   |
|--|--------------|--------------|--------------|--------------|
| Total Revenues                             | \$ 3,405,252 | \$ 4,003,291 | \$ 4,226,999 | \$ 4,388,388 |
| Less: Non Capital Costs                    | \$ 2,576,277 | \$ 2,703,610 | \$ 2,758,397 | \$ 2,841,120 |
| Less: Capital Costs                        | \$ -         | \$ 1,759,328 | \$ 1,759,328 | \$ 1,759,328 |
| Equals: Revenue Over/(Under Costs)         | \$ 828,975   | \$ (459,647) | \$ (290,725) | \$ (212,060) |
| Less: Impoundment Fund(s) Deposits         | \$ -         | \$ -         | \$ 78,603    | \$ -         |
| Equals: Net Revenue                        | \$ 828,975   | \$ (459,647) | \$ (369,328) | \$ (212,060) |

| Revenues Over Minimal Costs with 10 Year DS | Pay Year 1   | Pay Year 2   | Pay Year 3   | Pay Year 4   |
|---|--------------|--------------|--------------|--------------|
| Total Revenues                              | \$ 3,405,252 | \$ 4,003,291 | \$ 4,226,999 | \$ 4,388,388 |
| Less: Non Capital Costs                     | \$ 2,576,277 | \$ 2,703,610 | \$ 2,758,397 | \$ 2,841,120 |
| Less: Capital Costs                         | \$ -         | \$ 935,057   | \$ 935,057   | \$ 935,057   |
| Equals: Revenue Over/(Under Costs)          | \$ 828,975   | \$ 364,624   | \$ 533,546   | \$ 612,211   |
| Less: Impoundment Fund(s) Deposits          | \$ 828,975   | \$ 364,624   | \$ 533,546   | \$ -         |
| Equals: Net Revenue                         | \$ -         | \$ -         | \$ -         | \$ 612,211   |

## City of Bloomington - Annexation

Revenues Over Costs

All Departments Combined - Area 1A: South-West Bloomington Annexation Area

September 10, 2021

Net unallocated revenue through the first three (3) years will be placed in an impoundment fund(s)  
Impoundment funds will be used to enhance services to the respective area

| Revenues Over Maximum Costs with 5 Year DS | Pay Year 1   | Pay Year 2     | Pay Year 3     | Pay Year 4     |
|--|--------------|----------------|----------------|----------------|
| Total Revenues                             | \$ 3,405,252 | \$ 4,003,291   | \$ 4,226,999   | \$ 4,388,388   |
| Less: Non Capital Costs                    | \$ 3,292,103 | \$ 3,415,446   | \$ 3,491,541   | \$ 3,596,212   |
| Less: Capital Costs                        | \$ -         | \$ 2,669,857   | \$ 2,669,857   | \$ 2,669,857   |
| Equals: Revenue Over/(Under Costs)         | \$ 113,149   | \$ (2,082,013) | \$ (1,934,399) | \$ (1,877,682) |
| Less: Impoundment Fund(s) Deposits         | \$ -         | \$ -           | \$ -           | \$ -           |
| Equals: Net Revenue                        | \$ 113,149   | \$ (2,082,013) | \$ (1,934,399) | \$ (1,877,682) |

| Revenues Over Maximum Costs with 10 Year DS | Pay Year 1   | Pay Year 2   | Pay Year 3   | Pay Year 4   |
|---|--------------|--------------|--------------|--------------|
| Total Revenues                              | \$ 3,405,252 | \$ 4,003,291 | \$ 4,226,999 | \$ 4,388,388 |
| Less: Non Capital Costs                     | \$ 3,292,103 | \$ 3,415,446 | \$ 3,491,541 | \$ 3,596,212 |
| Less: Capital Costs                         | \$ -         | \$ 1,418,990 | \$ 1,418,990 | \$ 1,418,990 |
| Equals: Revenue Over/(Under Costs)          | \$ 113,149   | \$ (831,145) | \$ (683,532) | \$ (626,814) |
| Less: Impoundment Fund(s) Deposits          | \$ -         | \$ -         | \$ -         | \$ -         |
| Equals: Net Revenue                         | \$ 113,149   | \$ (831,145) | \$ (683,532) | \$ (626,814) |

| Revenues Over Maximum Costs with 20 Year DS | Pay Year 1   | Pay Year 2   | Pay Year 3   | Pay Year 4   |
|---|--------------|--------------|--------------|--------------|
| Total Revenues                              | \$ 3,405,252 | \$ 4,003,291 | \$ 4,226,999 | \$ 4,388,388 |
| Less: Non Capital Costs                     | \$ 3,292,103 | \$ 3,415,446 | \$ 3,491,541 | \$ 3,596,212 |
| Less: Capital Costs                         | \$ -         | \$ 807,198   | \$ 807,198   | \$ 807,198   |
| Equals: Revenue Over/(Under Costs)          | \$ 113,149   | \$ (219,353) | \$ (71,740)  | \$ (15,022)  |
| Less: Impoundment Fund(s) Deposits          | \$ -         | \$ -         | \$ -         | \$ -         |
| Equals: Net Revenue                         | \$ 113,149   | \$ (219,353) | \$ (71,740)  | \$ (15,022)  |

## City of Bloomington - Annexation

Projected Non-Capital & Capital Expenses

All Departments Combined - Area 1A: South-West Bloomington Annexation Area

September 10, 2021

| Expense Items                     | Year 1        |               | Year 2        |               | Year 3        |               | Year 4        |               |
|-----------------------------------|---------------|---------------|---------------|---------------|---------------|---------------|---------------|---------------|
|                                   | Minimum Costs | Maximum Costs | Minimum Costs | Maximum Costs | Minimum Costs | Maximum Costs | Minimum Costs | Maximum Costs |
| <b>Total Non Capital Expenses</b> | \$ 2,576,277  | \$ 3,292,103  | \$ 2,703,610  | \$ 3,415,446  | \$ 2,758,397  | \$ 3,491,541  | \$ 2,841,120  | \$ 3,596,212  |
| <b>Total Capital Expenses</b>     | \$ 2,451,103  | \$ 3,828,274  | \$ 2,471,451  | \$ 3,850,046  | \$ 2,492,409  | \$ 3,873,391  | \$ 741,156    | \$ 825,561    |
| <b>Total Non Cap/Capital Exp</b>  | \$ 5,027,380  | \$ 7,120,377  | \$ 5,175,061  | \$ 7,265,492  | \$ 5,250,806  | \$ 7,364,932  | \$ 3,582,276  | \$ 4,421,773  |

**City of Bloomington**

Sources & Uses

September 10, 2021

**Minimum Capital Costs - 5 Year Bond**

**Sources**

|                      |                     |
|----------------------|---------------------|
| Bond Proceeds        | \$ 8,239,110        |
| <hr/>                |                     |
| <b>Total Sources</b> | <b>\$ 8,239,110</b> |

**Uses**

|                      |                     |
|----------------------|---------------------|
| Capital Projects     | \$ 8,156,120        |
| Issuance Costs       | \$ 138,654          |
| Misc.                | \$ 36,790           |
| Capitalized Interest | \$ -                |
| <hr/>                |                     |
| <b>Total Uses</b>    | <b>\$ 8,331,564</b> |

|                           |      |
|---------------------------|------|
| Interest Rate             | 2.0% |
| Payback Period (in Years) | 5    |

**PRELIMINARY AMORTIZATION SCHEDULE**

| PERIOD | PAYMENT       | INTEREST     | PRINCIPAL     | BALANCE         |
|--------|---------------|--------------|---------------|-----------------|
| 1      | \$ 879,663.79 | \$ 82,391.10 | \$ 787,511.27 | \$ 7,451,598.98 |
| 2      | \$ 879,663.79 | \$ 74,515.99 | \$ 795,386.38 | \$ 6,656,212.60 |
| 3      | \$ 879,663.79 | \$ 66,562.13 | \$ 803,340.24 | \$ 5,852,872.36 |
| 4      | \$ 879,663.79 | \$ 58,528.72 | \$ 811,373.65 | \$ 5,041,498.71 |
| 5      | \$ 879,663.79 | \$ 50,414.99 | \$ 819,487.38 | \$ 4,222,011.33 |
| 6      | \$ 879,663.79 | \$ 42,220.11 | \$ 827,682.26 | \$ 3,394,329.08 |
| 7      | \$ 879,663.79 | \$ 33,943.29 | \$ 835,959.08 | \$ 2,558,370.00 |
| 8      | \$ 879,663.79 | \$ 25,583.70 | \$ 844,318.67 | \$ 1,714,051.33 |
| 9      | \$ 879,663.79 | \$ 17,140.51 | \$ 852,761.86 | \$ 861,289.47   |
| 10     | \$ 879,663.79 | \$ 8,612.89  | \$ 861,289.47 | \$ -            |

Note: Assumes two (2) payments per year (ex: 1st year would include PERIOD 1 and 2)

Note: Assumes payments will begin in 1st Pay Year (Year 2 of Annexation)

Note: All estimates shown are preliminary (actual results may vary and may be material)

**City of Bloomington**

Sources & Uses

September 10, 2021

**Maximum Capital Costs - 5 Year Bond**

**Sources**

|                      |                      |
|----------------------|----------------------|
| Bond Proceeds        | \$ 12,503,214        |
| <b>Total Sources</b> | <b>\$ 12,503,214</b> |

**Uses**

|                      |                      |
|----------------------|----------------------|
| Capital Projects     | \$ 12,377,272        |
| Issuance Costs       | \$ 210,414           |
| Misc.                | \$ 55,830            |
| Capitalized Interest | \$ -                 |
| <b>Total Uses</b>    | <b>\$ 12,643,516</b> |

Interest Rate 2.0%  
Payback Period (in Years) 5

**PRELIMINARY AMORTIZATION SCHEDULE**

| PERIOD | PAYMENT         | INTEREST      | PRINCIPAL       | BALANCE          |
|--------|-----------------|---------------|-----------------|------------------|
| 1      | \$ 1,334,928.66 | \$ 125,032.14 | \$ 1,195,083.13 | \$ 11,308,130.56 |
| 2      | \$ 1,334,928.66 | \$ 113,081.31 | \$ 1,207,033.96 | \$ 10,101,096.60 |
| 3      | \$ 1,334,928.66 | \$ 101,010.97 | \$ 1,219,104.30 | \$ 8,881,992.30  |
| 4      | \$ 1,334,928.66 | \$ 88,819.92  | \$ 1,231,295.34 | \$ 7,650,696.96  |
| 5      | \$ 1,334,928.66 | \$ 76,506.97  | \$ 1,243,608.29 | \$ 6,407,088.66  |
| 6      | \$ 1,334,928.66 | \$ 64,070.89  | \$ 1,256,044.38 | \$ 5,151,044.29  |
| 7      | \$ 1,334,928.66 | \$ 51,510.44  | \$ 1,268,604.82 | \$ 3,882,439.46  |
| 8      | \$ 1,334,928.66 | \$ 38,824.39  | \$ 1,281,290.87 | \$ 2,601,148.59  |
| 9      | \$ 1,334,928.66 | \$ 26,011.49  | \$ 1,294,103.78 | \$ 1,307,044.82  |
| 10     | \$ 1,334,928.66 | \$ 13,070.45  | \$ 1,307,044.82 | \$ -             |

Note: Assumes two (2) payments per year (ex: 1st year would include PERIOD 1 and 2)

Note: Assumes payments will begin in 1st Pay Year (Year 2 of Annexation)

Note: All estimates shown are preliminary (actual results may vary and may be material)

**Minimum Capital Costs - 10 Year Bond**

**Sources**

|                      |                     |
|----------------------|---------------------|
| Bond Proceeds        | \$ 8,239,110        |
| <b>Total Sources</b> | <b>\$ 8,239,110</b> |

**Uses**

|                      |                     |
|----------------------|---------------------|
| Capital Projects     | \$ 8,156,120        |
| Issuance Costs       | \$ 138,654          |
| Misc.                | \$ 36,790           |
| Capitalized Interest | \$ -                |
| <b>Total Uses</b>    | <b>\$ 8,331,564</b> |

|                           |       |
|---------------------------|-------|
| Interest Rate             | 2.25% |
| Payback Period (in Years) | 10    |

**PRELIMINARY AMORTIZATION SCHEDULE**

| PERIOD | PAYMENT       | INTEREST     | PRINCIPAL     | BALANCE         |
|--------|---------------|--------------|---------------|-----------------|
| 1      | \$ 467,528.28 | \$ 92,689.99 | \$ 369,650.24 | \$ 7,869,460.01 |
| 2      | \$ 467,528.28 | \$ 88,531.43 | \$ 373,808.81 | \$ 7,495,651.20 |
| 3      | \$ 467,528.28 | \$ 84,326.08 | \$ 378,014.15 | \$ 7,117,637.05 |
| 4      | \$ 467,528.28 | \$ 80,073.42 | \$ 382,266.81 | \$ 6,735,370.23 |
| 5      | \$ 467,528.28 | \$ 75,772.92 | \$ 386,567.32 | \$ 6,348,802.92 |
| 6      | \$ 467,528.28 | \$ 71,424.03 | \$ 390,916.20 | \$ 5,957,886.72 |
| 7      | \$ 467,528.28 | \$ 67,026.23 | \$ 395,314.00 | \$ 5,562,572.71 |
| 8      | \$ 467,528.28 | \$ 62,578.94 | \$ 399,761.29 | \$ 5,162,811.43 |
| 9      | \$ 467,528.28 | \$ 58,081.63 | \$ 404,258.60 | \$ 4,758,552.83 |
| 10     | \$ 467,528.28 | \$ 53,533.72 | \$ 408,806.51 | \$ 4,349,746.31 |
| 11     | \$ 467,528.28 | \$ 48,934.65 | \$ 413,405.58 | \$ 3,936,340.73 |
| 12     | \$ 467,528.28 | \$ 44,283.83 | \$ 418,056.40 | \$ 3,518,284.33 |
| 13     | \$ 467,528.28 | \$ 39,580.70 | \$ 422,759.53 | \$ 3,095,524.80 |
| 14     | \$ 467,528.28 | \$ 34,824.65 | \$ 427,515.58 | \$ 2,668,009.22 |
| 15     | \$ 467,528.28 | \$ 30,015.10 | \$ 432,325.13 | \$ 2,235,684.10 |
| 16     | \$ 467,528.28 | \$ 25,151.45 | \$ 437,188.78 | \$ 1,798,495.31 |
| 17     | \$ 467,528.28 | \$ 20,233.07 | \$ 442,107.16 | \$ 1,356,388.15 |
| 18     | \$ 467,528.28 | \$ 15,259.37 | \$ 447,080.86 | \$ 909,307.29   |
| 19     | \$ 467,528.28 | \$ 10,229.71 | \$ 452,110.52 | \$ 457,196.77   |
| 20     | \$ 467,528.28 | \$ 5,143.46  | \$ 457,196.77 | \$ 0.00         |

Note: Assumes two (2) payments per year (ex: 1st year would include PERIOD 1 and 2)

Note: Assumes payments will begin in 1st Pay Year (Year 2 of Annexation)

Note: All estimates shown are preliminary (actual results may vary and may be material)

**Maximum Capital Costs - 10 Year Bond**

**Sources**

|                      |                      |
|----------------------|----------------------|
| Bond Proceeds        | \$ 12,503,214        |
| <b>Total Sources</b> | <b>\$ 12,503,214</b> |

**Uses**

|                      |                      |
|----------------------|----------------------|
| Capital Projects     | \$ 12,377,272        |
| Issuance Costs       | \$ 210,414           |
| Misc.                | \$ 55,830            |
| Capitalized Interest | \$ -                 |
| <b>Total Uses</b>    | <b>\$ 12,643,516</b> |

Interest Rate      2.25%  
Payback Period (in Years)      10

**PRELIMINARY AMORTIZATION SCHEDULE**

| PERIOD | PAYMENT       | INTEREST      | PRINCIPAL     | BALANCE          |
|--------|---------------|---------------|---------------|------------------|
| 1      | \$ 709,494.82 | \$ 140,661.15 | \$ 560,960.57 | \$ 11,942,253.12 |
| 2      | \$ 709,494.82 | \$ 134,350.35 | \$ 567,271.37 | \$ 11,374,981.75 |
| 3      | \$ 709,494.82 | \$ 127,968.54 | \$ 573,653.17 | \$ 10,801,328.57 |
| 4      | \$ 709,494.82 | \$ 121,514.95 | \$ 580,106.77 | \$ 10,221,221.80 |
| 5      | \$ 709,494.82 | \$ 114,988.75 | \$ 586,632.97 | \$ 9,634,588.82  |
| 6      | \$ 709,494.82 | \$ 108,389.12 | \$ 593,232.59 | \$ 9,041,356.23  |
| 7      | \$ 709,494.82 | \$ 101,715.26 | \$ 599,906.46 | \$ 8,441,449.77  |
| 8      | \$ 709,494.82 | \$ 94,966.31  | \$ 606,655.41 | \$ 7,834,794.36  |
| 9      | \$ 709,494.82 | \$ 88,141.44  | \$ 613,480.28 | \$ 7,221,314.08  |
| 10     | \$ 709,494.82 | \$ 81,239.78  | \$ 620,381.94 | \$ 6,600,932.14  |
| 11     | \$ 709,494.82 | \$ 74,260.49  | \$ 627,361.23 | \$ 5,973,570.91  |
| 12     | \$ 709,494.82 | \$ 67,202.67  | \$ 634,419.05 | \$ 5,339,151.86  |
| 13     | \$ 709,494.82 | \$ 60,065.46  | \$ 641,556.26 | \$ 4,697,595.60  |
| 14     | \$ 709,494.82 | \$ 52,847.95  | \$ 648,773.77 | \$ 4,048,821.83  |
| 15     | \$ 709,494.82 | \$ 45,549.25  | \$ 656,072.47 | \$ 3,392,749.36  |
| 16     | \$ 709,494.82 | \$ 38,168.43  | \$ 663,453.29 | \$ 2,729,296.07  |
| 17     | \$ 709,494.82 | \$ 30,704.58  | \$ 670,917.14 | \$ 2,058,378.93  |
| 18     | \$ 709,494.82 | \$ 23,156.76  | \$ 678,464.96 | \$ 1,379,913.97  |
| 19     | \$ 709,494.82 | \$ 15,524.03  | \$ 686,097.69 | \$ 693,816.29    |
| 20     | \$ 709,494.82 | \$ 7,805.43   | \$ 693,816.29 | \$ -             |

Note: Assumes two (2) payments per year (ex: 1st year would include PERIOD 1 and 2)

Note: Assumes payments will begin in 1st Pay Year (Year 2 of Annexation)

Note: All estimates shown are preliminary (actual results may vary and may be material)

**Maximum Capital Costs - 20 Year Bond**

**Sources**

|                      |                      |
|----------------------|----------------------|
| Bond Proceeds        | \$ 12,503,214        |
| <b>Total Sources</b> | <b>\$ 12,503,214</b> |

**Uses**

|                      |               |
|----------------------|---------------|
| Capital Projects     | \$ 12,377,272 |
| Issuance Costs       | \$ 210,414    |
| Misc.                | \$ 55,830     |
| Capitalized Interest | \$ -          |

Total Uses 1264351583.4%

Interest Rate 2.5%

Payback Period (in Years) 20

**PRELIMINARY AMORTIZATION SCHEDULE**

| PERIOD | PAYMENT       | INTEREST      | PRINCIPAL     | BALANCE         |
|--------|---------------|---------------|---------------|-----------------|
| 1      | \$ 403,598.90 | \$ 156,290.17 | \$ 242,830.09 | \$12,260,383.59 |
| 2      | \$ 403,598.90 | \$ 153,254.79 | \$ 245,865.46 | \$12,014,518.13 |
| 3      | \$ 403,598.90 | \$ 150,181.48 | \$ 248,938.78 | \$11,765,579.35 |
| 4      | \$ 403,598.90 | \$ 147,069.74 | \$ 252,050.52 | \$11,513,528.83 |
| 5      | \$ 403,598.90 | \$ 143,919.11 | \$ 255,201.15 | \$11,258,327.68 |
| 6      | \$ 403,598.90 | \$ 140,729.10 | \$ 258,391.16 | \$10,999,936.52 |
| 7      | \$ 403,598.90 | \$ 137,499.21 | \$ 261,621.05 | \$10,738,315.47 |
| 8      | \$ 403,598.90 | \$ 134,228.94 | \$ 264,891.32 | \$10,473,424.15 |
| 9      | \$ 403,598.90 | \$ 130,917.80 | \$ 268,202.46 | \$10,205,221.69 |
| 10     | \$ 403,598.90 | \$ 127,565.27 | \$ 271,554.99 | \$ 9,933,666.70 |
| 11     | \$ 403,598.90 | \$ 124,170.83 | \$ 274,949.43 | \$ 9,658,717.28 |
| 12     | \$ 403,598.90 | \$ 120,733.97 | \$ 278,386.29 | \$ 9,380,330.99 |
| 13     | \$ 403,598.90 | \$ 117,254.14 | \$ 281,866.12 | \$ 9,098,464.86 |
| 14     | \$ 403,598.90 | \$ 113,730.81 | \$ 285,389.45 | \$ 8,813,075.42 |
| 15     | \$ 403,598.90 | \$ 110,163.44 | \$ 288,956.82 | \$ 8,524,118.60 |
| 16     | \$ 403,598.90 | \$ 106,551.48 | \$ 292,568.78 | \$ 8,231,549.82 |
| 17     | \$ 403,598.90 | \$ 102,894.37 | \$ 296,225.89 | \$ 7,935,323.94 |
| 18     | \$ 403,598.90 | \$ 99,191.55  | \$ 299,928.71 | \$ 7,635,395.23 |
| 19     | \$ 403,598.90 | \$ 95,442.44  | \$ 303,677.82 | \$ 7,331,717.41 |
| 20     | \$ 403,598.90 | \$ 91,646.47  | \$ 307,473.79 | \$ 7,024,243.62 |
| 21     | \$ 403,598.90 | \$ 87,803.05  | \$ 311,317.21 | \$ 6,712,926.40 |
| 22     | \$ 403,598.90 | \$ 83,911.58  | \$ 315,208.68 | \$ 6,397,717.72 |
| 23     | \$ 403,598.90 | \$ 79,971.47  | \$ 319,148.79 | \$ 6,078,568.94 |
| 24     | \$ 403,598.90 | \$ 75,982.11  | \$ 323,138.15 | \$ 5,755,430.79 |
| 25     | \$ 403,598.90 | \$ 71,942.88  | \$ 327,177.37 | \$ 5,428,253.41 |
| 26     | \$ 403,598.90 | \$ 67,853.17  | \$ 331,267.09 | \$ 5,096,986.32 |
| 27     | \$ 403,598.90 | \$ 63,712.33  | \$ 335,407.93 | \$ 4,761,578.39 |
| 28     | \$ 403,598.90 | \$ 59,519.73  | \$ 339,600.53 | \$ 4,421,977.86 |
| 29     | \$ 403,598.90 | \$ 55,274.72  | \$ 343,845.54 | \$ 4,078,132.33 |
| 30     | \$ 403,598.90 | \$ 50,976.65  | \$ 348,143.61 | \$ 3,729,988.72 |
| 31     | \$ 403,598.90 | \$ 46,624.86  | \$ 352,495.40 | \$ 3,377,493.32 |
| 32     | \$ 403,598.90 | \$ 42,218.67  | \$ 356,901.59 | \$ 3,020,591.73 |
| 33     | \$ 403,598.90 | \$ 37,757.40  | \$ 361,362.86 | \$ 2,659,228.87 |
| 34     | \$ 403,598.90 | \$ 33,240.36  | \$ 365,879.90 | \$ 2,293,348.97 |
| 35     | \$ 403,598.90 | \$ 28,666.86  | \$ 370,453.40 | \$ 1,922,895.57 |
| 36     | \$ 403,598.90 | \$ 24,036.19  | \$ 375,084.06 | \$ 1,547,811.51 |
| 37     | \$ 403,598.90 | \$ 19,347.64  | \$ 379,772.62 | \$ 1,168,038.89 |
| 38     | \$ 403,598.90 | \$ 14,600.49  | \$ 384,519.77 | \$ 783,519.12   |
| 39     | \$ 403,598.90 | \$ 9,793.99   | \$ 389,326.27 | \$ 394,192.85   |
| 40     | 403598.9022   | 4927.410607   | 394192.8485   | \$ -            |

Note: Assumes two (2) payments per year (ex: 1st year would include PERIOD 1 and 2)

Note: Assumes payments will begin in 1st Pay Year (Year 2 of Annexation)

Note: All estimates shown are preliminary (actual results may vary and may be material)



**City of Bloomington - Annexation**

Projected Non-Capital & Capital Expenses

City Clerk Department - Area 1A: South-West Bloomington Annexation Area

September 10, 2021

**IF ONLY AREA 1A IS ANNEXED**

| Expense Items                     | Year 1 |               |        |               | Year 2 |               |        |               | Year 3 |               |        |               | Year 4 |               |        |               |
|-----------------------------------|--------|---------------|--------|---------------|--------|---------------|--------|---------------|--------|---------------|--------|---------------|--------|---------------|--------|---------------|
|                                   | Number | Minimum Costs | Number | Maximum Costs | Number | Minimum Costs | Number | Maximum Costs | Number | Minimum Costs | Number | Maximum Costs | Number | Minimum Costs | Number | Maximum Costs |
| <b>Non Capital Expenses</b>       |        |               |        |               |        |               |        |               |        |               |        |               |        |               |        |               |
| <b>Total Non Capital Expenses</b> | \$ -   |               | \$ -   |               | \$ -   |               | \$ -   |               | \$ -   |               | \$ -   |               | \$ -   |               | \$ -   |               |
| <b>Capital Expenses</b>           |        |               |        |               |        |               |        |               |        |               |        |               |        |               |        |               |
| <b>Total Capital Expenses</b>     | \$ -   |               | \$ -   |               | \$ -   |               | \$ -   |               | \$ -   |               | \$ -   |               | \$ -   |               | \$ -   |               |
| <b>Total Non Cap/Capital Exp</b>  | \$ -   |               | \$ -   |               | \$ -   |               | \$ -   |               | \$ -   |               | \$ -   |               | \$ -   |               | \$ -   |               |

**City of Bloomington - Annexation**

Projected Non-Capital & Capital Expenses

Community & Family Resources Department - **Area 1A: South-West Bloomington Annexation Area**

September 10, 2021

**IF ONLY AREA 1A IS ANNEXED**

| Expense Items                     | Year 1 |                  |        |                  | Year 2 |                  |        |                  | Year 3 |                  |        |                  | Year 4 |                  |        |                  |
|-----------------------------------|--------|------------------|--------|------------------|--------|------------------|--------|------------------|--------|------------------|--------|------------------|--------|------------------|--------|------------------|
|                                   | Number | Minimum Costs    | Number | Maximum Costs    | Number | Minimum Costs    | Number | Maximum Costs    | Number | Minimum Costs    | Number | Maximum Costs    | Number | Minimum Costs    | Number | Maximum Costs    |
| <b>Non Capital Expenses</b>       |        |                  |        |                  |        |                  |        |                  |        |                  |        |                  |        |                  |        |                  |
| New Employees                     | 0.34   | \$ 20,422        | 0.34   | \$ 20,422        | 0.34   | \$ 21,035        | 0.34   | \$ 21,035        | 0.34   | \$ 21,666        | 0.34   | \$ 21,666        | 0.34   | \$ 22,316        | 0.34   | \$ 22,316        |
| Marketing                         | 0.34   | \$ 2,723         | 0.34   | \$ 2,723         | 0.34   | \$ 2,805         | 0.34   | \$ 2,805         | 0.34   | \$ 2,889         | 0.34   | \$ 2,889         | 0.34   | \$ 2,975         | 0.34   | \$ 2,975         |
| New Program Development           | 0.34   | \$ 8,509         | 0.34   | \$ 8,509         | 0.34   | \$ 8,765         | 0.34   | \$ 8,765         | 0.34   | \$ 9,027         | 0.34   | \$ 9,027         | 0.34   | \$ 9,298         | 0.34   | \$ 9,298         |
| <b>Total Non Capital Expenses</b> |        | <b>\$ 31,654</b> |        | <b>\$ 31,654</b> |        | <b>\$ 32,604</b> |        | <b>\$ 32,604</b> |        | <b>\$ 33,582</b> |        | <b>\$ 33,582</b> |        | <b>\$ 34,590</b> |        | <b>\$ 34,590</b> |
| <b>Capital Expenses</b>           |        |                  |        |                  |        |                  |        |                  |        |                  |        |                  |        |                  |        |                  |
|                                   |        |                  |        |                  |        |                  |        |                  |        |                  |        |                  |        |                  |        |                  |
| <b>Total Capital Expenses</b>     |        | <b>\$ -</b>      |        | <b>\$ -</b>      |        | <b>\$ -</b>      |        | <b>\$ -</b>      |        | <b>\$ -</b>      |        | <b>\$ -</b>      |        | <b>\$ -</b>      |        | <b>\$ -</b>      |
| <b>Total Non Cap/Capital Exp</b>  |        | <b>\$ 31,654</b> |        | <b>\$ 31,654</b> |        | <b>\$ 32,604</b> |        | <b>\$ 32,604</b> |        | <b>\$ 33,582</b> |        | <b>\$ 33,582</b> |        | <b>\$ 34,590</b> |        | <b>\$ 34,590</b> |

Note (1): Years 2, 3, and 4 assume a 3% increase due to cost of inflation.

**City of Bloomington - Annexation**

Projected Non-Capital & Capital Expenses

Controller Department - **Area 1A: South-West Bloomington Annexation Area**

September 10, 2021

**IF ONLY AREA 1A IS ANNEXED**

| Expense Items                     | Year 1 |               |           |               | Year 2 |               |           |               | Year 3 |               |           |               | Year 4    |               |           |               |
|-----------------------------------|--------|---------------|-----------|---------------|--------|---------------|-----------|---------------|--------|---------------|-----------|---------------|-----------|---------------|-----------|---------------|
|                                   | Number | Minimum Costs | Number    | Maximum Costs | Number | Minimum Costs | Number    | Maximum Costs | Number | Minimum Costs | Number    | Maximum Costs | Number    | Minimum Costs | Number    | Maximum Costs |
| <b>Non Capital Expenses</b>       |        |               |           |               |        |               |           |               |        |               |           |               |           |               |           |               |
| New Employees                     |        |               | 0.37      | \$ 30,365     |        |               | 0.37      | \$ 31,276     |        |               | 0.37      | \$ 32,214     |           |               | 0.37      | \$ 33,181     |
| Supplies                          |        |               | 0.37      | \$ 405        |        |               | 0.37      | \$ 417        |        |               | 0.37      | \$ 430        |           |               | 0.37      | \$ 443        |
| <b>Total Non Capital Expenses</b> |        | \$ -          | \$ -      | \$ 30,770     |        | \$ -          | \$ 31,693 |               | \$ -   | \$ 32,644     |           | \$ -          | \$ 33,623 |               | \$ -      | \$ 33,623     |
| <b>Capital Expenses</b>           |        |               |           |               |        |               |           |               |        |               |           |               |           |               |           |               |
|                                   |        |               |           |               |        |               |           |               |        |               |           |               |           |               |           |               |
| <b>Total Capital Expenses</b>     |        | \$ -          | \$ -      | \$ -          |        | \$ -          | \$ -      |               | \$ -   | \$ -          |           | \$ -          | \$ -      |               | \$ -      | \$ -          |
| <b>Total Non Cap/Capital Exp</b>  |        | \$ -          | \$ 30,770 | \$ 30,770     |        | \$ -          | \$ 31,693 | \$ 31,693     |        | \$ -          | \$ 32,644 | \$ 32,644     |           | \$ -          | \$ 33,623 | \$ 33,623     |

Note (1): Years 2, 3, and 4 assume a 3% increase due to cost of inflation.

**City of Bloomington - Annexation**

Projected Non-Capital & Capital Expenses

Council Department - **Area 1A: South-West Bloomington Annexation Area**

September 10, 2021

IF ONLY AREA 1A IS ANNEXED

| Expense Items                     | Year 1 |               |        |               | Year 2 |               |        |               | Year 3 |               |        |               | Year 4 |               |        |               |
|-----------------------------------|--------|---------------|--------|---------------|--------|---------------|--------|---------------|--------|---------------|--------|---------------|--------|---------------|--------|---------------|
|                                   | Number | Minimum Costs | Number | Maximum Costs | Number | Minimum Costs | Number | Maximum Costs | Number | Minimum Costs | Number | Maximum Costs | Number | Minimum Costs | Number | Maximum Costs |
| <b>Non Capital Expenses</b>       |        |               |        |               |        |               |        |               |        |               |        |               |        |               |        |               |
|                                   |        |               |        |               |        |               |        |               |        |               |        |               |        |               |        |               |
| <b>Total Non Capital Expenses</b> |        | \$ -          |        | \$ -          |        | \$ -          |        | \$ -          |        | \$ -          |        | \$ -          |        | \$ -          |        | \$ -          |
| <b>Capital Expenses</b>           |        |               |        |               |        |               |        |               |        |               |        |               |        |               |        |               |
|                                   |        |               |        |               |        |               |        |               |        |               |        |               |        |               |        |               |
| <b>Total Capital Expenses</b>     |        | \$ -          |        | \$ -          |        | \$ -          |        | \$ -          |        | \$ -          |        | \$ -          |        | \$ -          |        | \$ -          |
| <b>Total Non Cap/Capital Exp</b>  |        | \$ -          |        | \$ -          |        | \$ -          |        | \$ -          |        | \$ -          |        | \$ -          |        | \$ -          |        | \$ -          |

**City of Bloomington - Annexation**

Projected Non-Capital & Capital Expenses

ESD Department - **Area 1A: South-West Bloomington Annexation Area**

September 10, 2021

IF ONLY AREA 1A IS ANNEXED

| Expense Items                          | Year 1 |                  |        |                  | Year 2 |                  |        |                  | Year 3 |               |        |               | Year 4 |               |        |               |
|--|--------|------------------|--------|------------------|--------|------------------|--------|------------------|--------|---------------|--------|---------------|--------|---------------|--------|---------------|
|  | Number | Minimum Costs    | Number | Maximum Costs    | Number | Minimum Costs    | Number | Maximum Costs    | Number | Minimum Costs | Number | Maximum Costs | Number | Minimum Costs | Number | Maximum Costs |
| <b>Non Capital Expenses</b>            |        |                  |        |                  |        |                  |        |                  |        |               |        |               |        |               |        |               |
| Labor Support \$160k - \$75k x 2 Years | 0.34   | \$ 25,528        | 0.34   | \$ 25,528        | 0.34   | \$ 25,528        | 0.34   | \$ 25,528        |        | \$ -          |        | \$ -          |        | \$ -          |        | \$ -          |
| <b>Total Non Capital Expenses</b>      |        | <b>\$ 25,528</b> |        | <b>\$ 25,528</b> |        | <b>\$ 25,528</b> |        | <b>\$ 25,528</b> |        | <b>\$ -</b>   |        | <b>\$ -</b>   |        | <b>\$ -</b>   |        | <b>\$ -</b>   |
| <b>Capital Expenses</b>                |        |                  |        |                  |        |                  |        |                  |        |               |        |               |        |               |        |               |
|  |        |                  |        |                  |        |                  |        |                  |        |               |        |               |        |               |        |               |
| <b>Total Capital Expenses</b>          |        | <b>\$ -</b>      |        | <b>\$ -</b>      |        | <b>\$ -</b>      |        | <b>\$ -</b>      |        | <b>\$ -</b>   |        | <b>\$ -</b>   |        | <b>\$ -</b>   |        | <b>\$ -</b>   |
| <b>Total Non Cap/Capital Exp</b>       |        | <b>\$ 25,528</b> |        | <b>\$ 25,528</b> |        | <b>\$ 25,528</b> |        | <b>\$ 25,528</b> |        | <b>\$ -</b>   |        | <b>\$ -</b>   |        | <b>\$ -</b>   |        | <b>\$ -</b>   |

Note (1): Non capital expenses for Years 2, 3, and 4 assume a 3% increase due to cost of inflation.

**City of Bloomington - Annexation**

Projected Non-Capital & Capital Expenses

Engineering Department - Area 1A: South-West Bloomington Annexation Area

September 10, 2021

**IF ONLY AREA 1A IS ANNEXED**

| Expense Items                     | Year 1 |                   | Year 2 |                   | Year 3 |                   | Year 4 |                   |      |                   |      |                   |      |                  |      |                  |
|-----------------------------------|--------|-------------------|--------|-------------------|--------|-------------------|--------|-------------------|------|-------------------|------|-------------------|------|------------------|------|------------------|
|                                   | Number | Minimum Costs     | Number | Maximum Costs     | Number | Minimum Costs     | Number | Maximum Costs     |      |                   |      |                   |      |                  |      |                  |
| <b>Non Capital Expenses</b>       |        |                   |        |                   |        |                   |        |                   |      |                   |      |                   |      |                  |      |                  |
| New Project Manager               | 0.32   | \$ 17,019         | 0.34   | \$ 18,380         | 0.32   | \$ 17,529         | 0.34   | \$ 18,931         | 0.32 | \$ 18,055         | 0.34 | \$ 19,499         | 0.32 | \$ 18,597        | 0.34 | \$ 20,084        |
| New Engineering Field Specialist  | 0.31   | \$ 16,338         | 0.34   | \$ 17,699         | 0.31   | \$ 16,828         | 0.34   | \$ 18,230         | 0.31 | \$ 17,333         | 0.34 | \$ 18,777         | 0.31 | \$ 17,853        | 0.34 | \$ 19,340        |
| Supplies                          | 0.34   | \$ 2,212          | 0.34   | \$ 2,212          | 0.34   | \$ 2,279          | 0.34   | \$ 2,279          | 0.34 | \$ 2,347          | 0.34 | \$ 2,347          | 0.34 | \$ 2,418         | 0.34 | \$ 2,418         |
| Travel, Dues & Instructions       | 0.34   | \$ 511            | 0.34   | \$ 511            | 0.34   | \$ 526            | 0.34   | \$ 526            | 0.34 | \$ 542            | 0.34 | \$ 542            | 0.34 | \$ 558           | 0.34 | \$ 558           |
| <b>Total Non Capital Expenses</b> |        | <b>\$ 36,079</b>  |        | <b>\$ 38,802</b>  |        | <b>\$ 37,162</b>  |        | <b>\$ 39,966</b>  |      | <b>\$ 38,277</b>  |      | <b>\$ 41,165</b>  |      | <b>\$ 39,425</b> |      | <b>\$ 42,400</b> |
| <b>Capital Expenses</b>           |        |                   |        |                   |        |                   |        |                   |      |                   |      |                   |      |                  |      |                  |
| Trucks                            | 0.45   | \$ 11,346         | 0.45   | \$ 11,346         | 0.45   | \$ 11,346         | 0.45   | \$ 11,346         | 0.45 | \$ 11,346         | 0.45 | \$ 11,346         | 0.00 | \$ -             | 0.00 | \$ -             |
| Phones/Tablets                    | 0.45   | \$ 227            | 0.45   | \$ 227            | 0.45   | \$ 227            | 0.45   | \$ 227            | 0.45 | \$ 227            | 0.45 | \$ 227            | 0.00 | \$ -             | 0.00 | \$ -             |
| Work Space Expansion              | 0.23   | \$ 11,346         | 0.45   | \$ 22,691         | 0.23   | \$ 11,346         | 0.45   | \$ 22,691         | 0.23 | \$ 11,346         | 0.45 | \$ 22,691         | 0.00 | \$ -             | 0.00 | \$ -             |
| Engineering Projects              | 0.11   | \$ 192,877        | 0.11   | \$ 192,877        | 0.11   | \$ 192,877        | 0.11   | \$ 192,877        | 0.11 | \$ 192,877        | 0.11 | \$ 192,877        | 0.00 | \$ -             | 0.00 | \$ -             |
| <b>Total Capital Expenses</b>     |        | <b>\$ 215,795</b> |        | <b>\$ 227,141</b> |        | <b>\$ 215,795</b> |        | <b>\$ 227,141</b> |      | <b>\$ 215,795</b> |      | <b>\$ 227,141</b> |      | <b>\$ -</b>      |      | <b>\$ -</b>      |
| <b>Total Non Cap/Capital Exp</b>  |        | <b>\$ 251,874</b> |        | <b>\$ 265,943</b> |        | <b>\$ 252,957</b> |        | <b>\$ 267,107</b> |      | <b>\$ 254,071</b> |      | <b>\$ 268,306</b> |      | <b>\$ 39,425</b> |      | <b>\$ 42,400</b> |

Note (1): Non capital expenses for Years 2, 3, and 4 assume a 3% increase due to cost of inflation.

**City of Bloomington - Annexation**

Projected Non-Capital & Capital Expenses

Fire Department - **Area 1A: South-West Bloomington Annexation Area**

September 10, 2021

**IF ONLY AREA 1A IS ANNEXED**

| Expense Items                     | Year 1 |                   |        |                   | Year 2 |                   |        |                   | Year 3 |                   |        |                   | Year 4 |                   |        |                   |
|-----------------------------------|--------|-------------------|--------|-------------------|--------|-------------------|--------|-------------------|--------|-------------------|--------|-------------------|--------|-------------------|--------|-------------------|
|                                   | Number | Minimum Costs     | Number | Maximum Costs     | Number | Minimum Costs     | Number | Maximum Costs     | Number | Minimum Costs     | Number | Maximum Costs     | Number | Minimum Costs     | Number | Maximum Costs     |
| <b>Non Capital Expenses</b>       |        |                   |        |                   |        |                   |        |                   |        |                   |        |                   |        |                   |        |                   |
| Captains                          | 1.56   | \$ 95,539         | 1.56   | \$ 95,539         | 1.56   | \$ 98,405         | 1.56   | \$ 98,405         | 1.56   | \$ 101,357        | 1.56   | \$ 101,357        | 1.56   | \$ 104,398        | 1.56   | \$ 104,398        |
| Chauffeurs                        | 1.56   | \$ 88,753         | 1.56   | \$ 88,753         | 1.56   | \$ 91,415         | 1.56   | \$ 91,415         | 1.56   | \$ 94,158         | 1.56   | \$ 94,158         | 1.56   | \$ 96,982         | 1.56   | \$ 96,982         |
| Firefighters                      | 4.69   | \$ 256,134        | 4.69   | \$ 256,134        | 4.69   | \$ 263,818        | 4.69   | \$ 263,818        | 4.69   | \$ 271,733        | 4.69   | \$ 271,733        | 4.69   | \$ 279,885        | 4.69   | \$ 279,885        |
| Deputy Fire Marshal               | 0.52   | \$ 42,779         | 0.52   | \$ 42,779         | 0.52   | \$ 44,062         | 0.52   | \$ 44,062         | 0.52   | \$ 45,384         | 0.52   | \$ 45,384         | 0.52   | \$ 46,746         | 0.52   | \$ 46,746         |
| Apparatus Operating Maintenance   | 0.52   | \$ 20,840         | 0.52   | \$ 26,050         | 0.52   | \$ 21,465         | 0.52   | \$ 26,831         | 0.52   | \$ 22,109         | 0.52   | \$ 27,636         | 0.52   | \$ 22,772         | 0.52   | \$ 28,465         |
| Fire Station Annual Maintenance   | 0.52   | \$ 5,210          | 0.52   | \$ 7,815          | 0.52   | \$ 5,366          | 0.52   | \$ 8,049          | 0.52   | \$ 5,527          | 0.52   | \$ 8,291          | 0.52   | \$ 5,693          | 0.52   | \$ 8,540          |
| <b>Total Non Capital Expenses</b> |        | <b>\$ 509,255</b> |        | <b>\$ 517,070</b> |        | <b>\$ 524,533</b> |        | <b>\$ 532,582</b> |        | <b>\$ 540,269</b> |        | <b>\$ 548,559</b> |        | <b>\$ 556,477</b> |        | <b>\$ 565,016</b> |
| <b>Capital Expenses</b>           |        |                   |        |                   |        |                   |        |                   |        |                   |        |                   |        |                   |        |                   |
| Station Upgrade                   | 0.17   | \$ 43,416         | 0.17   | \$ 86,833         | 0.17   | \$ 43,416         | 0.17   | \$ 86,833         | 0.17   | \$ 43,416         | 0.17   | \$ 86,833         | 0.00   | \$ -              | 0.00   | \$ -              |
| Fire Engine Pumper                | 0.17   | \$ 99,857         | 0.17   | \$ 108,541        | 0.17   | \$ 99,857         | 0.17   | \$ 108,541        | 0.17   | \$ 99,857         | 0.17   | \$ 108,541        | 0.00   | \$ -              | 0.00   | \$ -              |
| SCBA Inventory                    | 1.04   | \$ 5,210          | 1.04   | \$ 5,210          | 1.04   | \$ 5,210          | 1.04   | \$ 5,210          | 1.04   | \$ 5,210          | 1.04   | \$ 5,210          | 0.00   | \$ -              | 0.00   | \$ -              |
| Personal Protective Equipment     | 2.78   | \$ 19,451         | 2.78   | \$ 19,451         | 2.78   | \$ 19,451         | 2.78   | \$ 19,451         | 2.78   | \$ 19,451         | 2.78   | \$ 19,451         | 0.00   | \$ -              | 0.00   | \$ -              |
| Office Reconfiguration/Furniture  | 0.17   | \$ 5,210          | 0.17   | \$ 17,367         | 0.17   | \$ 5,210          | 0.17   | \$ 17,367         | 0.17   | \$ 5,210          | 0.17   | \$ 17,367         | 0.00   | \$ -              | 0.00   | \$ -              |
| Communication Equipment           | 0.17   | \$ 6,078          | 0.17   | \$ 10,420         | 0.17   | \$ 6,078          | 0.17   | \$ 10,420         | 0.17   | \$ 6,078          | 0.17   | \$ 10,420         | 0.00   | \$ -              | 0.00   | \$ -              |
| <b>Total Capital Expenses</b>     |        | <b>\$ 179,222</b> |        | <b>\$ 247,820</b> |        | <b>\$ 179,222</b> |        | <b>\$ 247,820</b> |        | <b>\$ 179,222</b> |        | <b>\$ 247,820</b> |        | <b>\$ -</b>       |        | <b>\$ -</b>       |
| <b>Total Non Cap/Capital Exp</b>  |        | <b>\$ 688,477</b> |        | <b>\$ 764,890</b> |        | <b>\$ 703,755</b> |        | <b>\$ 780,402</b> |        | <b>\$ 719,491</b> |        | <b>\$ 796,380</b> |        | <b>\$ 556,477</b> |        | <b>\$ 565,016</b> |

Note (1): Based on supplying fire protection to Richland and Salt Creek Townships.

**City of Bloomington - Annexation**

Projected Non-Capital & Capital Expenses

HAND Department - **Area 1A: South-West Bloomington Annexation Area**

September 10, 2021

**IF ONLY AREA 1A IS ANNEXED**

| Expense Items                         | Year 1 |                   |        |                   | Year 2 |                   |        |                   | Year 3 |                   |        |                   | Year 4 |                   |        |                   |
|---------------------------------------|--------|-------------------|--------|-------------------|--------|-------------------|--------|-------------------|--------|-------------------|--------|-------------------|--------|-------------------|--------|-------------------|
|                                       | Number | Minimum Costs     | Number | Maximum Costs     | Number | Minimum Costs     | Number | Maximum Costs     | Number | Minimum Costs     | Number | Maximum Costs     | Number | Minimum Costs     | Number | Maximum Costs     |
| <b>Non Capital Expenses</b>           |        |                   |        |                   |        |                   |        |                   |        |                   |        |                   |        |                   |        |                   |
| Neighborhood Compliance Officer (NCO) | 1      | \$ 103,376        | 1      | \$ 103,376        | 1      | \$ 106,477        | 1      | \$ 106,477        | 1      | \$ 109,672        | 1      | \$ 109,672        | 1      | \$ 112,962        | 1      | \$ 112,962        |
| Administrative Assistant              | 0.34   | \$ 11,663         | 0.68   | \$ 23,327         | 0.34   | \$ 12,013         | 0.68   | \$ 24,027         | 0.34   | \$ 12,374         | 0.68   | \$ 24,748         | 0.34   | \$ 12,745         | 0.68   | \$ 25,490         |
| Supplies/Other                        | 0.34   | \$ 1,021          | 0.34   | \$ 1,702          | 0.34   | \$ 1,052          | 0.34   | \$ 1,753          | 0.34   | \$ 1,083          | 0.34   | \$ 1,805          | 0.34   | \$ 1,116          | 0.34   | \$ 1,860          |
| NCO Inspection Tools                  | 1      | \$ 100            | 1      | \$ 100            |        |                   |        |                   |        |                   |        |                   |        |                   |        |                   |
| <b>Total Non Capital Expenses</b>     |        | <b>\$ 116,161</b> |        | <b>\$ 128,505</b> |        | <b>\$ 119,542</b> |        | <b>\$ 132,257</b> |        | <b>\$ 123,129</b> |        | <b>\$ 136,225</b> |        | <b>\$ 126,823</b> |        | <b>\$ 140,311</b> |
| <b>Capital Expenses</b>               |        |                   |        |                   |        |                   |        |                   |        |                   |        |                   |        |                   |        |                   |
| NCO Vehicles                          | 0.33   | \$ 11,422         | 0.33   | \$ 11,422         | 0.33   | \$ 11,422         | 0.33   | \$ 11,422         | 0.33   | \$ 11,422         | 0.33   | \$ 11,422         | 0.00   | \$ -              | 0.00   | \$ -              |
| NCO Technology                        | 0.33   | \$ 583            | 0.33   | \$ 583            | 0.33   | \$ 583            | 0.33   | \$ 583            | 0.33   | \$ 583            | 0.33   | \$ 583            | 0.00   | \$ -              | 0.00   | \$ -              |
| <b>Total Capital Expenses</b>         |        | <b>\$ 12,006</b>  |        | <b>\$ 12,006</b>  |        | <b>\$ 12,006</b>  |        | <b>\$ 12,006</b>  |        | <b>\$ 12,006</b>  |        | <b>\$ 12,006</b>  |        | <b>\$ -</b>       |        | <b>\$ -</b>       |
| <b>Total Non Cap/Capital Exp</b>      |        | <b>\$ 128,166</b> |        | <b>\$ 140,510</b> |        | <b>\$ 131,548</b> |        | <b>\$ 144,263</b> |        | <b>\$ 135,134</b> |        | <b>\$ 148,230</b> |        | <b>\$ 126,823</b> |        | <b>\$ 140,311</b> |

Note (1): Non capital expenses for Years 2, 3, and 4 assume a 3% increase due to cost of inflation.



**City of Bloomington - Annexation**

Projected Non-Capital & Capital Expenses

Human Resources Department - **Area 1A: South-West Bloomington Annexation Area**

September 10, 2021

**IF ONLY AREA 1A IS ANNEXED**

| Expense Items                     | Year 1 |                  |        |                  | Year 2 |                  |        |                  | Year 3 |                  |        |                  | Year 4 |                  |        |                  |
|-----------------------------------|--------|------------------|--------|------------------|--------|------------------|--------|------------------|--------|------------------|--------|------------------|--------|------------------|--------|------------------|
|                                   | Number | Minimum Costs    | Number | Maximum Costs    | Number | Minimum Costs    | Number | Maximum Costs    | Number | Minimum Costs    | Number | Maximum Costs    | Number | Minimum Costs    | Number | Maximum Costs    |
| <b>Non Capital Expenses</b>       |        |                  |        |                  |        |                  |        |                  |        |                  |        |                  |        |                  |        |                  |
| Special Project Manager           | 0.36   | \$ 29,654        | 0.36   | \$ 29,654        | 0.36   | \$ 30,544        | 0.36   | \$ 30,544        | 0.36   | \$ 31,460        | 0.36   | \$ 31,460        | 0.36   | \$ 32,404        | 0.36   | \$ 32,404        |
| Administrative Assistant          | 0.36   | \$ 15,189        | 0.36   | \$ 15,189        | 0.36   | \$ 15,644        | 0.36   | \$ 15,644        | 0.36   | \$ 16,114        | 0.36   | \$ 16,114        | 0.36   | \$ 16,597        | 0.36   | \$ 16,597        |
| Training/Professional Dues        | 0.36   | \$ 286           | 0.36   | \$ 286           | 0.36   | \$ 294           | 0.36   | \$ 294           | 0.36   | \$ 303           | 0.36   | \$ 303           | 0.36   | \$ 312           | 0.36   | \$ 312           |
| Supplies                          | 0.36   | \$ 181           | 0.36   | \$ 181           | 0.36   | \$ 186           | 0.36   | \$ 186           | 0.36   | \$ 192           | 0.36   | \$ 192           | 0.36   | \$ 198           | 0.36   | \$ 198           |
| <b>Total Non Capital Expenses</b> |        | <b>\$ 45,309</b> |        | <b>\$ 45,309</b> |        | <b>\$ 46,669</b> |        | <b>\$ 46,669</b> |        | <b>\$ 48,069</b> |        | <b>\$ 48,069</b> |        | <b>\$ 49,511</b> |        | <b>\$ 49,511</b> |
| <b>Capital Expenses</b>           |        |                  |        |                  |        |                  |        |                  |        |                  |        |                  |        |                  |        |                  |
| Computer/Office Equip             | 0.12   | \$ 301           | 0.12   | \$ 603           | 0.12   | \$ 301           | 0.12   | \$ 603           | 0.12   | \$ 301           | 0.12   | \$ 603           | 0.00   | \$ -             | 0.00   | \$ -             |
| <b>Total Capital Expenses</b>     |        | <b>\$ 301</b>    |        | <b>\$ 603</b>    |        | <b>\$ 301</b>    |        | <b>\$ 603</b>    |        | <b>\$ 301</b>    |        | <b>\$ 603</b>    |        | <b>\$ -</b>      |        | <b>\$ -</b>      |
| <b>Total Non Cap/Capital Exp</b>  |        | <b>\$ 45,611</b> |        | <b>\$ 45,912</b> |        | <b>\$ 46,970</b> |        | <b>\$ 47,271</b> |        | <b>\$ 48,370</b> |        | <b>\$ 48,671</b> |        | <b>\$ 49,511</b> |        | <b>\$ 49,511</b> |

Note (1): Non capital expenses for Years 2, 3, and 4 assume a 3% increase due to cost of inflation.

**City of Bloomington - Annexation**

Projected Non-Capital & Capital Expenses  
 ITS Department - **Area 1A: South-West Bloomington Annexation Area**

September 10, 2021

**IF ONLY AREA 1A IS ANNEXED**

| Expense Items                     | Year 1 |                  |        |                  | Year 2 |                   |        |                   | Year 3 |                   |        |                   | Year 4 |                   |        |                   |
|-----------------------------------|--------|------------------|--------|------------------|--------|-------------------|--------|-------------------|--------|-------------------|--------|-------------------|--------|-------------------|--------|-------------------|
|                                   | Number | Minimum Costs    | Number | Maximum Costs    | Number | Minimum Costs     | Number | Maximum Costs     | Number | Minimum Costs     | Number | Maximum Costs     | Number | Minimum Costs     | Number | Maximum Costs     |
| <b>Non Capital Expenses</b>       |        |                  |        |                  |        |                   |        |                   |        |                   |        |                   |        |                   |        |                   |
| Tech Support Specialist           | 0.17   | \$ 11,913        | 0.34   | \$ 23,826        | 0.17   | \$ 24,541         | 0.34   | \$ 24,541         | 0.17   | \$ 25,277         | 0.34   | \$ 25,277         | 0.17   | \$ 26,035         | 0.34   | \$ 26,035         |
| Application Analyst               | 0.34   | \$ 28,932        | 0.34   | \$ 28,932        | 0.34   | \$ 29,799         | 0.34   | \$ 29,799         | 0.34   | \$ 30,693         | 0.34   | \$ 30,693         | 0.34   | \$ 31,614         | 0.34   | \$ 31,614         |
| GIS Specialist                    | 0.17   | \$ 12,764        | 0.34   | \$ 25,528        | 0.17   | \$ 26,294         | 0.34   | \$ 26,294         | 0.17   | \$ 27,082         | 0.34   | \$ 27,082         | 0.17   | \$ 27,895         | 0.34   | \$ 27,895         |
| Junior Systems/Network Admin      | 0      | \$ -             | 0      | \$ -             | 0.34   | \$ 25,528         | 0.34   | \$ 25,528         | 0.35   | \$ 26,294         | 0.35   | \$ 26,294         | 0.36   | \$ 27,082         | 0.36   | \$ 27,082         |
| Software Licenses & Maintenance   | 0.34   | \$ 153           | 0.34   | \$ 153           | 0.34   | \$ 150            | 0.34   | \$ 150            | 0.34   | \$ 150            | 0.34   | \$ 150            | 0.34   | \$ 150            | 0.34   | \$ 150            |
| Phone Service                     | 0.34   | \$ 306           | 0.34   | \$ 306           | 0.34   | \$ 316            | 0.34   | \$ 316            | 0.34   | \$ 325            | 0.34   | \$ 325            | 0.34   | \$ 335            | 0.34   | \$ 335            |
| New Facility Maintenance          | 0.34   | \$ 1,702         | 0.34   | \$ 1,702         | 0.34   | \$ 1,753          | 0.34   | \$ 1,753          | 0.34   | \$ 1,805          | 0.34   | \$ 1,805          | 0.34   | \$ 1,860          | 0.34   | \$ 1,860          |
| <b>Total Non Capital Expenses</b> |        | <b>\$ 55,770</b> |        | <b>\$ 80,447</b> |        | <b>\$ 108,380</b> |        | <b>\$ 108,380</b> |        | <b>\$ 111,627</b> |        | <b>\$ 111,627</b> |        | <b>\$ 114,971</b> |        | <b>\$ 114,971</b> |
| <b>Capital Expenses</b>           |        |                  |        |                  |        |                   |        |                   |        |                   |        |                   |        |                   |        |                   |
| Hardware (Tech) for Staff         | 0.11   | \$ 227           | 0.11   | \$ 227           | 0.11   | \$ 227            | 0.11   | \$ 227            | 0.11   | \$ 227            | 0.11   | \$ 227            | 0.00   | \$ -              | 0.00   | \$ -              |
| Existing Facility Improvements    | 0.11   | \$ 1,135         | 0.11   | \$ 2,269         | 0.11   | \$ 1,135          | 0.11   | \$ 2,269          | 0.11   | \$ 1,135          | 0.11   | \$ 2,269          | 0.00   | \$ -              | 0.00   | \$ -              |
| New Facility                      | 0.11   | \$ 3,404         | 0.11   | \$ 6,807         | 0.11   | \$ 3,404          | 0.11   | \$ 6,807          | 0.11   | \$ 3,404          | 0.11   | \$ 6,807          | 0.00   | \$ -              | 0.00   | \$ -              |
| <b>Total Capital Expenses</b>     |        | <b>\$ 4,765</b>  |        | <b>\$ 9,303</b>  |        | <b>\$ 4,765</b>   |        | <b>\$ 9,303</b>   |        | <b>\$ 4,765</b>   |        | <b>\$ 9,303</b>   |        | <b>\$ -</b>       |        | <b>\$ -</b>       |
| <b>Total Non Cap/Capital Exp</b>  |        | <b>\$ 60,535</b> |        | <b>\$ 89,750</b> |        | <b>\$ 113,145</b> |        | <b>\$ 117,683</b> |        | <b>\$ 116,392</b> |        | <b>\$ 120,930</b> |        | <b>\$ 114,971</b> |        | <b>\$ 114,971</b> |

Note (1): Non capital expenses for Years 2, 3, and 4 assume a 3% increase due to cost of inflation.

**City of Bloomington - Annexation**

Projected Non-Capital & Capital Expenses

Legal Department - **Area 1A: South-West Bloomington Annexation Area**

September 10, 2021

**IF ONLY AREA 1A IS ANNEXED**

| Expense Items                     | Year 1 |               |        |               | Year 2 |               |        |               | Year 3 |               |        |               | Year 4 |               |        |               |
|-----------------------------------|--------|---------------|--------|---------------|--------|---------------|--------|---------------|--------|---------------|--------|---------------|--------|---------------|--------|---------------|
|                                   | Number | Minimum Costs | Number | Maximum Costs | Number | Minimum Costs | Number | Maximum Costs | Number | Minimum Costs | Number | Maximum Costs | Number | Minimum Costs | Number | Maximum Costs |
| <b>Non Capital Expenses</b>       |        |               |        |               |        |               |        |               |        |               |        |               |        |               |        |               |
|                                   |        | \$ -          |        | \$ -          |        | \$ -          |        | \$ -          |        | \$ -          |        | \$ -          |        | \$ -          |        | \$ -          |
| <b>Total Non Capital Expenses</b> |        | \$ -          |        | \$ -          |        | \$ -          |        | \$ -          |        | \$ -          |        | \$ -          |        | \$ -          |        | \$ -          |
| <b>Capital Expenses</b>           |        |               |        |               |        |               |        |               |        |               |        |               |        |               |        |               |
|                                   |        |               |        |               |        |               |        |               |        |               |        |               |        |               |        |               |
| <b>Total Capital Expenses</b>     |        | \$ -          |        | \$ -          |        | \$ -          |        | \$ -          |        | \$ -          |        | \$ -          |        | \$ -          |        | \$ -          |
| <b>Total Non Cap/Capital Exp</b>  |        | \$ -          |        | \$ -          |        | \$ -          |        | \$ -          |        | \$ -          |        | \$ -          |        | \$ -          |        | \$ -          |

Note (1): Non capital expenses for Years 2, 3, and 4 assume a 3% increase due to cost of inflation.

**City of Bloomington - Annexation**

Projected Non-Capital & Capital Expenses

Mayor Department - **Area 1A: South-West Bloomington Annexation Area**

September 10, 2021

IF ONLY AREA 1A IS ANNEXED

| Expense Items                     | Year 1 |                  |        |                  | Year 2 |                  |        |                  | Year 3 |                  |        |                  | Year 4 |                  |        |                  |
|-----------------------------------|--------|------------------|--------|------------------|--------|------------------|--------|------------------|--------|------------------|--------|------------------|--------|------------------|--------|------------------|
|                                   | Number | Minimum Costs    | Number | Maximum Costs    | Number | Minimum Costs    | Number | Maximum Costs    | Number | Minimum Costs    | Number | Maximum Costs    | Number | Minimum Costs    | Number | Maximum Costs    |
| <b>Non Capital Expenses</b>       |        |                  |        |                  |        |                  |        |                  |        |                  |        |                  |        |                  |        |                  |
| New Employee                      | 0.34   | \$ 51,056        | 0.34   | \$ 51,056        | 0.34   | \$ 52,587        | 0.34   | \$ 52,587        | 0.34   | \$ 54,165        | 0.34   | \$ 54,165        | 0.34   | \$ 55,790        | 0.34   | \$ 55,790        |
| <b>Total Non Capital Expenses</b> |        | <b>\$ 51,056</b> |        | <b>\$ 51,056</b> |        | <b>\$ 52,587</b> |        | <b>\$ 52,587</b> |        | <b>\$ 54,165</b> |        | <b>\$ 54,165</b> |        | <b>\$ 55,790</b> |        | <b>\$ 55,790</b> |
| <b>Capital Expenses</b>           |        |                  |        |                  |        |                  |        |                  |        |                  |        |                  |        |                  |        |                  |
|                                   |        |                  |        |                  |        |                  |        |                  |        |                  |        |                  |        |                  |        |                  |
| <b>Total Capital Expenses</b>     |        | <b>\$ -</b>      |        | <b>\$ -</b>      |        | <b>\$ -</b>      |        | <b>\$ -</b>      |        | <b>\$ -</b>      |        | <b>\$ -</b>      |        | <b>\$ -</b>      |        | <b>\$ -</b>      |
| <b>Total Non Cap/Capital Exp</b>  |        | <b>\$ 51,056</b> |        | <b>\$ 51,056</b> |        | <b>\$ 52,587</b> |        | <b>\$ 52,587</b> |        | <b>\$ 54,165</b> |        | <b>\$ 54,165</b> |        | <b>\$ 55,790</b> |        | <b>\$ 55,790</b> |

**City of Bloomington - Annexation**

Projected Non-Capital & Capital Expenses

Parks Department - **Area 1A: South-West Bloomington Annexation Area**

September 10, 2021

**IF ONLY AREA 1A IS ANNEXED**

| Expense Items                     | Year 1 |                   |        |                     | Year 2 |                   |        |                     | Year 3 |                   |        |                     | Year 4 |                  |        |                   |
|-----------------------------------|--------|-------------------|--------|---------------------|--------|-------------------|--------|---------------------|--------|-------------------|--------|---------------------|--------|------------------|--------|-------------------|
|                                   | Number | Minimum Costs     | Number | Maximum Costs       | Number | Minimum Costs     | Number | Maximum Costs       | Number | Minimum Costs     | Number | Maximum Costs       | Number | Minimum Costs    | Number | Maximum Costs     |
| <b>Non Capital Expenses</b>       |        |                   |        |                     |        |                   |        |                     |        |                   |        |                     |        |                  |        |                   |
| Seasonal Employee                 | 0.69   | \$ 25,008         | 2.76   | \$ 100,033          | 0.69   | \$ 25,759         | 2.76   | \$ 103,034          | 0.69   | \$ 26,531         | 2.76   | \$ 106,125          | 0.69   | \$ 27,327        | 2.76   | \$ 109,309        |
| Full Time Staff                   | 0.34   | \$ 16,297         | 0.34   | \$ 16,297           | 0.34   | \$ 16,786         | 0.34   | \$ 16,786           | 0.34   | \$ 17,290         | 0.34   | \$ 17,290           | 0.34   | \$ 17,808        | 0.34   | \$ 17,808         |
| Labor - Grounds & Facilities      | 0.34   | \$ 8,707          | 0.34   | \$ 26,151           | 0.34   | \$ 8,969          | 0.34   | \$ 26,936           | 0.34   | \$ 9,238          | 0.34   | \$ 27,744           | 0.34   | \$ 9,515         | 0.34   | \$ 28,576         |
| Supplies - Grounds & Facilities   | 0.34   | \$ 3,495          | 0.00   | \$ 10,484           | 0.34   | \$ 3,600          | 0.00   | \$ 10,799           | 0.34   | \$ 3,708          | 0.00   | \$ 11,123           | 0.34   | \$ 3,819         | 0.00   | \$ 11,456         |
| Miscellaneous                     | 0.34   | \$ 785            | 0.34   | \$ 2,356            | 0.34   | \$ 785            | 0.34   | \$ 2,356            | 0.34   | \$ 785            | 0.34   | \$ 2,356            | 0.34   | \$ 785           | 0.34   | \$ 2,356          |
| <b>Total Non Capital Expenses</b> |        | <b>\$ 54,293</b>  |        | <b>\$ 155,322</b>   |        | <b>\$ 55,898</b>  |        | <b>\$ 159,911</b>   |        | <b>\$ 57,551</b>  |        | <b>\$ 164,637</b>   |        | <b>\$ 59,254</b> |        | <b>\$ 169,506</b> |
| <b>Capital Expenses</b>           |        |                   |        |                     |        |                   |        |                     |        |                   |        |                     |        |                  |        |                   |
| Parks/Trails/Enhancements         | 0.14   | \$ 411,156        | 0.33   | \$ 1,002,510        | 0.14   | \$ 411,156        | 0.33   | \$ 1,002,510        | 0.14   | \$ 411,156        | 0.33   | \$ 1,002,510        | 0.00   | \$ -             | 0.00   | \$ -              |
| <b>Total Capital Expenses</b>     |        | <b>\$ 411,156</b> |        | <b>\$ 1,002,510</b> |        | <b>\$ 411,156</b> |        | <b>\$ 1,002,510</b> |        | <b>\$ 411,156</b> |        | <b>\$ 1,002,510</b> |        | <b>\$ -</b>      |        | <b>\$ -</b>       |
| <b>Total Non Cap/Capital Exp</b>  |        | <b>\$ 465,449</b> |        | <b>\$ 1,157,832</b> |        | <b>\$ 467,054</b> |        | <b>\$ 1,162,421</b> |        | <b>\$ 468,707</b> |        | <b>\$ 1,167,147</b> |        | <b>\$ 59,254</b> |        | <b>\$ 169,506</b> |

Note (1): Non capital expenses for Years 2, 3, and 4 assume a 3% increase due to cost of inflation.

**City of Bloomington - Annexation**

Projected Non-Capital & Capital Expenses

Planning Department - **Area 1A: South-West Bloomington Annexation Area**

September 10, 2021

**IF ONLY AREA 1A IS ANNEXED**

| Expense Items                                  | Year 1 |                  |        |                  | Year 2 |                  |        |                  | Year 3 |                  |        |                  | Year 4 |                  |        |                  |
|--|--------|------------------|--------|------------------|--------|------------------|--------|------------------|--------|------------------|--------|------------------|--------|------------------|--------|------------------|
|  | Number | Minimum Costs    | Number | Maximum Costs    | Number | Minimum Costs    | Number | Maximum Costs    | Number | Minimum Costs    | Number | Maximum Costs    | Number | Minimum Costs    | Number | Maximum Costs    |
| <b>Non Capital Expenses</b>                    |        |                  |        |                  |        |                  |        |                  |        |                  |        |                  |        |                  |        |                  |
| Development Services (DS) - Zoning Planner (1) | 0.37   | \$ 16,673        | 0.37   | \$ 16,673        | 0.37   | \$ 17,173        | 0.37   | \$ 17,173        | 0.37   | \$ 17,688        | 0.37   | \$ 17,688        | 0.37   | \$ 18,219        | 0.37   | \$ 18,219        |
| (DS) - Senior Zoning Planner (1)               | 0.37   | \$ 21,119        | 0.37   | \$ 21,119        | 0.37   | \$ 21,753        | 0.37   | \$ 21,753        | 0.37   | \$ 22,405        | 0.37   | \$ 22,405        | 0.37   | \$ 23,077        | 0.37   | \$ 23,077        |
| (DS) - Zoning Compliance Planner (1)           | 0.37   | \$ 18,525        | 0.37   | \$ 18,525        | 0.37   | \$ 19,081        | 0.37   | \$ 19,081        | 0.37   | \$ 19,654        | 0.37   | \$ 19,654        | 0.37   | \$ 20,243        | 0.37   | \$ 20,243        |
| Miscellaneous                                  | 0.37   | \$ 3,066         | 0.00   | \$ 3,066         | 0.37   | \$ 3,158         | 0.00   | \$ 3,158         | 0.37   | \$ 3,253         | 0.00   | \$ 3,253         | 0.37   | \$ 3,350         | 0.00   | \$ 3,350         |
| <b>Total Non Capital Expenses</b>              |        | <b>\$ 59,383</b> |        | <b>\$ 59,383</b> |        | <b>\$ 61,165</b> |        | <b>\$ 61,165</b> |        | <b>\$ 63,000</b> |        | <b>\$ 63,000</b> |        | <b>\$ 64,890</b> |        | <b>\$ 64,890</b> |
| <b>Capital Expenses</b>                        |        |                  |        |                  |        |                  |        |                  |        |                  |        |                  |        |                  |        |                  |
| Zoning New Land Mass                           | 0.12   | \$ 12,350        | 0.12   | \$ 12,350        | 0.12   | \$ 12,350        | 0.12   | \$ 12,350        | 0.12   | \$ 12,350        | 0.12   | \$ 12,350        | 0.00   | \$ -             | 0.00   | \$ -             |
| Database                                       | 0.12   | \$ 18,525        | 0.12   | \$ 18,525        | 0.12   | \$ 18,525        | 0.12   | \$ 18,525        | 0.12   | \$ 18,525        | 0.12   | \$ 18,525        | 0.00   | \$ -             | 0.00   | \$ -             |
| <b>Total Capital Expenses</b>                  |        | <b>\$ 30,876</b> |        | <b>\$ 30,876</b> |        | <b>\$ 30,876</b> |        | <b>\$ 30,876</b> |        | <b>\$ 30,876</b> |        | <b>\$ 30,876</b> |        | <b>\$ -</b>      |        | <b>\$ -</b>      |
| <b>Total Non Cap/Capital Exp</b>               |        | <b>\$ 90,259</b> |        | <b>\$ 90,259</b> |        | <b>\$ 92,041</b> |        | <b>\$ 92,041</b> |        | <b>\$ 93,876</b> |        | <b>\$ 93,876</b> |        | <b>\$ 64,890</b> |        | <b>\$ 64,890</b> |

Note (1): Non capital expenses for Years 2, 3, and 4 assume a 3% increase due to cost of inflation.

**City of Bloomington - Annexation**

Projected Non-Capital & Capital Expenses

Police Department (SWORN) - **Area 1A: South-West Bloomington Annexation Area**

September 10, 2021

**IF ONLY AREA 1A IS ANNEXED**

| Expense Items                     | Year 1 |                   |        |                     | Year 2 |                   |        |                     | Year 3 |                   |        |                     | Year 4 |                   |        |                   |
|-----------------------------------|--------|-------------------|--------|---------------------|--------|-------------------|--------|---------------------|--------|-------------------|--------|---------------------|--------|-------------------|--------|-------------------|
|                                   | Number | Minimum Costs     | Number | Maximum Costs       | Number | Minimum Costs     | Number | Maximum Costs       | Number | Minimum Costs     | Number | Maximum Costs       | Number | Minimum Costs     | Number | Maximum Costs     |
| <b>Non Capital Expenses</b>       |        |                   |        |                     |        |                   |        |                     |        |                   |        |                     |        |                   |        |                   |
| Sworn Officer                     | 4.19   | \$ 363,642        | 6.00   | \$ 521,221          | 4.19   | \$ 374,552        | 6.00   | \$ 536,857          | 4.19   | \$ 385,788        | 6.00   | \$ 552,963          | 4.19   | \$ 397,362        | 6.00   | \$ 569,552        |
| Sworn Detective                   | 0.82   | \$ 72,404         | 1.50   | \$ 132,740          | 0.82   | \$ 74,576         | 1.50   | \$ 136,722          | 0.82   | \$ 76,813         | 1.50   | \$ 140,824          | 0.82   | \$ 79,117         | 1.50   | \$ 145,049        |
| Sworn Sergeant                    | 0.75   | \$ 73,740         | 1.25   | \$ 122,900          | 0.75   | \$ 75,952         | 1.25   | \$ 126,587          | 0.75   | \$ 78,231         | 1.25   | \$ 130,385          | 0.75   | \$ 80,578         | 1.25   | \$ 134,296        |
| Sworn Lieutenant                  | 0.33   | \$ 33,421         | 0.50   | \$ 50,131           | 0.33   | \$ 34,423         | 0.50   | \$ 51,635           | 0.33   | \$ 35,456         | 0.50   | \$ 53,184           | 0.33   | \$ 36,520         | 0.50   | \$ 54,779         |
| Sworn Administrator - Captain     | 0.33   | \$ 34,066         | 0.50   | \$ 51,099           | 0.33   | \$ 35,088         | 0.50   | \$ 52,632           | 0.33   | \$ 36,141         | 0.50   | \$ 54,211           | 0.33   | \$ 37,225         | 0.50   | \$ 55,837         |
| <b>Total Non Capital Expenses</b> |        | <b>\$ 577,273</b> |        | <b>\$ 878,091</b>   |        | <b>\$ 594,591</b> |        | <b>\$ 904,434</b>   |        | <b>\$ 612,429</b> |        | <b>\$ 931,567</b>   |        | <b>\$ 630,801</b> |        | <b>\$ 959,514</b> |
| <b>Capital Expenses</b>           |        |                   |        |                     |        |                   |        |                     |        |                   |        |                     |        |                   |        |                   |
| MDT                               | 1.51   | \$ 4,235          | 2.35   | \$ 6,580            | 1.51   | \$ 4,235          | 2.35   | \$ 6,580            | 1.51   | \$ 4,235          | 2.35   | \$ 6,580            | 0.00   | \$ -              | 0.00   | \$ -              |
| Mobile Radio                      | 1.51   | \$ 4,537          | 2.35   | \$ 7,050            | 1.51   | \$ 4,537          | 2.35   | \$ 7,050            | 1.51   | \$ 4,537          | 2.35   | \$ 7,050            | 0.00   | \$ -              | 0.00   | \$ -              |
| Car Equipment                     | 1.51   | \$ 7,562          | 2.35   | \$ 11,750           | 1.51   | \$ 7,562          | 2.35   | \$ 11,750           | 1.51   | \$ 7,562          | 2.35   | \$ 11,750           | 0.00   | \$ -              | 0.00   | \$ -              |
| Car Build-out                     | 1.51   | \$ 1,512          | 2.35   | \$ 2,350            | 1.51   | \$ 1,512          | 2.35   | \$ 2,350            | 1.51   | \$ 1,512          | 2.35   | \$ 2,350            | 0.00   | \$ -              | 0.00   | \$ -              |
| Cradlepoints/Atennas/Cables       | 1.51   | \$ 3,025          | 2.35   | \$ 4,700            | 1.51   | \$ 3,025          | 2.35   | \$ 4,700            | 1.51   | \$ 3,025          | 2.35   | \$ 4,700            | 0.00   | \$ -              | 0.00   | \$ -              |
| Computer                          | 0.90   | \$ 1,435          | 1.45   | \$ 2,317            | 0.90   | \$ 1,435          | 1.45   | \$ 2,317            | 0.90   | \$ 1,435          | 1.45   | \$ 2,317            | 0.00   | \$ -              | 0.00   | \$ -              |
| Patrol Cars                       | 1.40   | \$ 39,236         | 2.18   | \$ 61,133           | 1.40   | \$ 39,236         | 2.18   | \$ 61,133           | 1.40   | \$ 39,236         | 2.18   | \$ 61,133           | 0.00   | \$ -              | 0.00   | \$ -              |
| Stop Sticks                       | 0.77   | \$ 384            | 1.10   | \$ 550              | 0.77   | \$ 384            | 1.10   | \$ 550              | 0.77   | \$ 384            | 1.10   | \$ 550              | 0.00   | \$ -              | 0.00   | \$ -              |
| Vehicle Wrap                      | 0.77   | \$ 576            | 1.10   | \$ 825              | 0.77   | \$ 576            | 1.10   | \$ 825              | 0.77   | \$ 576            | 1.10   | \$ 825              | 0.00   | \$ -              | 0.00   | \$ -              |
| AEDs (Defibrilators)              | 0.77   | \$ 1,612          | 1.10   | \$ 2,310            | 0.77   | \$ 1,612          | 1.10   | \$ 2,310            | 0.77   | \$ 1,612          | 1.10   | \$ 2,310            | 0.00   | \$ -              | 0.00   | \$ -              |
| Misc Car Equipment                | 0.77   | \$ 153            | 1.10   | \$ 220              | 0.77   | \$ 153            | 1.10   | \$ 220              | 0.77   | \$ 153            | 1.10   | \$ 220              | 0.00   | \$ -              | 0.00   | \$ -              |
| Body Cams/Licensing               | 1.40   | \$ 2,791          | 2.00   | \$ 4,000            | 1.40   | \$ 2,791          | 2.00   | \$ 4,000            | 1.40   | \$ 2,791          | 2.00   | \$ 4,000            | 0.00   | \$ -              | 0.00   | \$ -              |
| Officer Gear                      | 1.40   | \$ 12,140         | 2.00   | \$ 17,400           | 1.40   | \$ 12,140         | 2.00   | \$ 17,400           | 1.40   | \$ 12,140         | 2.00   | \$ 17,400           | 0.00   | \$ -              | 0.00   | \$ -              |
| Building/Office Space             | 1.40   | \$ 10,700         | 2.00   | \$ 15,337           | 1.40   | \$ 10,700         | 2.00   | \$ 15,337           | 1.40   | \$ 10,700         | 2.00   | \$ 15,337           | 0.00   | \$ -              | 0.00   | \$ -              |
| Cell Phone                        | 0.74   | \$ 149            | 1.25   | \$ 250              | 0.74   | \$ 149            | 1.25   | \$ 250              | 0.74   | \$ 149            | 1.25   | \$ 250              | 0.00   | \$ -              | 0.00   | \$ -              |
| Laptop                            | 0.11   | \$ 144            | 0.17   | \$ 217              | 0.11   | \$ 144            | 0.17   | \$ 217              | 0.11   | \$ 144            | 0.17   | \$ 217              | 0.00   | \$ -              | 0.00   | \$ -              |
| Interceptor SUV                   | 0.11   | \$ 3,778          | 0.17   | \$ 5,667            | 0.11   | \$ 3,778          | 0.17   | \$ 5,667            | 0.11   | \$ 3,778          | 0.17   | \$ 5,667            | 0.00   | \$ -              | 0.00   | \$ -              |
| Officer Furniture                 | 0.24   | \$ 47             | 0.34   | \$ 68               | 0.24   | \$ 47             | 0.34   | \$ 68               | 0.24   | \$ 47             | 0.34   | \$ 68               | 0.00   | \$ -              | 0.00   | \$ -              |
| Detective Furniture               | 0.27   | \$ 395            | 0.50   | \$ 725              | 0.27   | \$ 395            | 0.50   | \$ 725              | 0.27   | \$ 395            | 0.50   | \$ 725              | 0.00   | \$ -              | 0.00   | \$ -              |
| Sergeant Furniture                | 0.17   | \$ 132            | 0.28   | \$ 220              | 0.17   | \$ 132            | 0.28   | \$ 220              | 0.17   | \$ 132            | 0.28   | \$ 220              | 0.00   | \$ -              | 0.00   | \$ -              |
| Lieutenant Furniture              | 0.11   | \$ 111            | 0.17   | \$ 167              | 0.11   | \$ 111            | 0.17   | \$ 167              | 0.11   | \$ 111            | 0.17   | \$ 167              | 0.00   | \$ -              | 0.00   | \$ -              |
| Admin Furniture                   | 0.11   | \$ 222            | 0.17   | \$ 333              | 0.11   | \$ 222            | 0.17   | \$ 333              | 0.11   | \$ 222            | 0.17   | \$ 333              | 0.00   | \$ -              | 0.00   | \$ -              |
| <b>Total Capital Expenses</b>     |        | <b>\$ 94,877</b>  |        | <b>\$ 144,169</b>   |        | <b>\$ 94,877</b>  |        | <b>\$ 144,169</b>   |        | <b>\$ 94,877</b>  |        | <b>\$ 144,169</b>   |        | <b>\$ -</b>       |        | <b>\$ -</b>       |
| <b>Total Non Cap/Capital Exp</b>  |        | <b>\$ 672,150</b> |        | <b>\$ 1,022,260</b> |        | <b>\$ 689,468</b> |        | <b>\$ 1,048,603</b> |        | <b>\$ 707,305</b> |        | <b>\$ 1,075,736</b> |        | <b>\$ 630,801</b> |        | <b>\$ 959,514</b> |

Note (1): Non capital expenses for Years 2, 3, and 4 assume a 3% increase due to cost of inflation.

**City of Bloomington - Annexation**

Projected Non-Capital & Capital Expenses  
 Police Department (CIVILIAN) - **Area 1A: South-West Bloomington Annexation Area**

September 10, 2021

**IF ONLY AREA 1A IS ANNEXED**

| Expense Items                     | Year 1 |                   |        |                   | Year 2 |                   |        |                   | Year 3 |                   |        |                   | Year 4 |                   |        |                   |
|-----------------------------------|--------|-------------------|--------|-------------------|--------|-------------------|--------|-------------------|--------|-------------------|--------|-------------------|--------|-------------------|--------|-------------------|
|                                   | Number | Minimum Costs     | Number | Maximum Costs     | Number | Minimum Costs     | Number | Maximum Costs     | Number | Minimum Costs     | Number | Maximum Costs     | Number | Minimum Costs     | Number | Maximum Costs     |
| <b>Non Capital Expenses</b>       |        |                   |        |                   |        |                   |        |                   |        |                   |        |                   |        |                   |        |                   |
| Civilian Records Clerk            | 0.75   | \$ 50,315         | 0.75   | \$ 50,315         | 0.75   | \$ 51,824         | 0.75   | \$ 51,824         | 0.75   | \$ 53,379         | 0.75   | \$ 53,379         | 0.75   | \$ 54,980         | 0.75   | \$ 54,980         |
| Civilian Comm Service Specialist  | 0.20   | \$ 13,907         | 0.20   | \$ 13,907         | 0.20   | \$ 14,324         | 0.20   | \$ 14,324         | 0.20   | \$ 14,754         | 0.20   | \$ 14,754         | 0.20   | \$ 15,196         | 0.20   | \$ 15,196         |
| Civilian Evidence Technician      | 0.10   | \$ 8,174          | 0.10   | \$ 8,174          | 0.10   | \$ 8,419          | 0.10   | \$ 8,419          | 0.10   | \$ 8,672          | 0.10   | \$ 8,672          | 0.10   | \$ 8,932          | 0.10   | \$ 8,932          |
| Civilian Social Worker            | 0.20   | \$ 16,337         | 0.20   | \$ 16,337         | 0.20   | \$ 16,827         | 0.20   | \$ 16,827         | 0.20   | \$ 17,332         | 0.20   | \$ 17,332         | 0.20   | \$ 17,852         | 0.20   | \$ 17,852         |
| Civilian Admin - Office Manager   | 0.25   | \$ 19,186         | 0.25   | \$ 19,186         | 0.25   | \$ 19,761         | 0.25   | \$ 19,761         | 0.25   | \$ 20,354         | 0.25   | \$ 20,354         | 0.25   | \$ 20,965         | 0.25   | \$ 20,965         |
| <b>Total Non Capital Expenses</b> |        | <b>\$ 107,919</b> |        | <b>\$ 107,919</b> |        | <b>\$ 111,156</b> |        | <b>\$ 111,156</b> |        | <b>\$ 114,491</b> |        | <b>\$ 114,491</b> |        | <b>\$ 117,926</b> |        | <b>\$ 117,926</b> |
| <b>Capital Expenses</b>           |        |                   |        |                   |        |                   |        |                   |        |                   |        |                   |        |                   |        |                   |
| Desktop Computer                  | 0.31   | \$ 493            | 0.31   | \$ 493            | 0.31   | \$ 493            | 0.31   | \$ 493            | 0.31   | \$ 493            | 0.31   | \$ 493            | 0.00   | \$ -              | 0.00   | \$ -              |
| Evidence Tech Computer            | 0.03   | \$ 63             | 0.03   | \$ 63             | 0.03   | \$ 63             | 0.03   | \$ 63             | 0.03   | \$ 63             | 0.03   | \$ 63             | 0.00   | \$ -              | 0.00   | \$ -              |
| Laptop Computer                   | 0.33   | \$ 433            | 0.33   | \$ 433            | 0.33   | \$ 433            | 0.33   | \$ 433            | 0.33   | \$ 433            | 0.33   | \$ 433            | 0.00   | \$ -              | 0.00   | \$ -              |
| Headset                           | 0.25   | \$ 50             | 0.25   | \$ 50             | 0.25   | \$ 50             | 0.25   | \$ 50             | 0.25   | \$ 50             | 0.25   | \$ 50             | 0.00   | \$ -              | 0.00   | \$ -              |
| OnBase Licensing (Workflow)       | 0.25   | \$ 38             | 0.25   | \$ 38             | 0.25   | \$ 38             | 0.25   | \$ 38             | 0.25   | \$ 38             | 0.25   | \$ 38             | 0.00   | \$ -              | 0.00   | \$ -              |
| Building/Office Space             | 0.50   | \$ 3,834          | 0.50   | \$ 3,834          | 0.50   | \$ 3,834          | 0.50   | \$ 3,834          | 0.50   | \$ 3,834          | 0.50   | \$ 3,834          | 0.00   | \$ -              | 0.00   | \$ -              |
| Comm Service Furniture            | 0.03   | \$ 100            | 0.03   | \$ 100            | 0.03   | \$ 100            | 0.03   | \$ 100            | 0.03   | \$ 100            | 0.03   | \$ 100            | 0.00   | \$ -              | 0.00   | \$ -              |
| Evidence Tech Furniture           | 0.03   | \$ 27             | 0.03   | \$ 27             | 0.03   | \$ 27             | 0.03   | \$ 27             | 0.03   | \$ 27             | 0.03   | \$ 27             | 0.00   | \$ -              | 0.00   | \$ -              |
| Social Worker Furniture           | 0.07   | \$ 40             | 0.07   | \$ 40             | 0.07   | \$ 40             | 0.07   | \$ 40             | 0.07   | \$ 40             | 0.07   | \$ 40             | 0.00   | \$ -              | 0.00   | \$ -              |
| Admin Furniture                   | 0.08   | \$ 121            | 0.08   | \$ 121            | 0.08   | \$ 121            | 0.08   | \$ 121            | 0.08   | \$ 121            | 0.08   | \$ 121            | 0.00   | \$ -              | 0.00   | \$ -              |
| Comm Serv/Social Worker Uniform   | 0.13   | \$ 213            | 0.13   | \$ 213            | 0.13   | \$ 213            | 0.13   | \$ 213            | 0.13   | \$ 213            | 0.13   | \$ 213            | 0.00   | \$ -              | 0.00   | \$ -              |
| Cell Phone                        | 0.25   | \$ 50             | 0.25   | \$ 50             | 0.25   | \$ 50             | 0.25   | \$ 50             | 0.25   | \$ 50             | 0.25   | \$ 50             | 0.00   | \$ -              | 0.00   | \$ -              |
| Portable Radio                    | 0.17   | \$ 833            | 0.17   | \$ 833            | 0.17   | \$ 833            | 0.17   | \$ 833            | 0.17   | \$ 833            | 0.17   | \$ 833            | 0.00   | \$ -              | 0.00   | \$ -              |
| Interceptor SUV                   | 0.04   | \$ 1,357          | 0.04   | \$ 1,357          | 0.04   | \$ 1,357          | 0.04   | \$ 1,357          | 0.04   | \$ 1,357          | 0.04   | \$ 1,357          | 0.00   | \$ -              | 0.00   | \$ -              |
| Car Equipment                     | 0.04   | \$ 183            | 0.04   | \$ 183            | 0.04   | \$ 183            | 0.04   | \$ 183            | 0.04   | \$ 183            | 0.04   | \$ 183            | 0.00   | \$ -              | 0.00   | \$ -              |
| Car Build-Out                     | 0.04   | \$ 37             | 0.04   | \$ 37             | 0.04   | \$ 37             | 0.04   | \$ 37             | 0.04   | \$ 37             | 0.04   | \$ 37             | 0.00   | \$ -              | 0.00   | \$ -              |
| Cradlepoints/Antennas/Cables      | 0.04   | \$ 73             | 0.04   | \$ 73             | 0.04   | \$ 73             | 0.04   | \$ 73             | 0.04   | \$ 73             | 0.04   | \$ 73             | 0.00   | \$ -              | 0.00   | \$ -              |
| AED (Defibrillator)               | 0.04   | \$ 77             | 0.04   | \$ 77             | 0.04   | \$ 77             | 0.04   | \$ 77             | 0.04   | \$ 77             | 0.04   | \$ 77             | 0.00   | \$ -              | 0.00   | \$ -              |
| Misc Car Equipment                | 0.04   | \$ 7              | 0.04   | \$ 7              | 0.04   | \$ 7              | 0.04   | \$ 7              | 0.04   | \$ 7              | 0.04   | \$ 7              | 0.00   | \$ -              | 0.00   | \$ -              |
| MDT                               | 0.04   | \$ 103            | 0.04   | \$ 103            | 0.04   | \$ 103            | 0.04   | \$ 103            | 0.04   | \$ 103            | 0.04   | \$ 103            | 0.00   | \$ -              | 0.00   | \$ -              |
| Mobile Radio                      | 0.06   | \$ 165            | 0.06   | \$ 165            | 0.06   | \$ 165            | 0.06   | \$ 165            | 0.06   | \$ 165            | 0.06   | \$ 165            | 0.00   | \$ -              | 0.00   | \$ -              |
| Vehicle Wrap                      | 0.04   | \$ 28             | 0.04   | \$ 28             | 0.04   | \$ 28             | 0.04   | \$ 28             | 0.04   | \$ 28             | 0.04   | \$ 28             | 0.00   | \$ -              | 0.00   | \$ -              |
| Evidence Tech Vehicle             | 0.02   | \$ 550            | 0.02   | \$ 550            | 0.02   | \$ 550            | 0.02   | \$ 550            | 0.02   | \$ 550            | 0.02   | \$ 550            | 0.00   | \$ -              | 0.00   | \$ -              |
| Evidence Tech Uniform             | 0.03   | \$ 27             | 0.03   | \$ 27             | 0.03   | \$ 27             | 0.03   | \$ 27             | 0.03   | \$ 27             | 0.03   | \$ 27             | 0.00   | \$ -              | 0.00   | \$ -              |
| Social Worker Vehicle             | 0.04   | \$ 893            | 0.00   | \$ 893            | 0.04   | \$ 893            | 0.00   | \$ -              | 0.04   | \$ 893            | 0.00   | \$ -              | 0.00   | \$ -              | 0.00   | \$ -              |
| <b>Total Capital Expenses</b>     |        | <b>\$ 9,795</b>   |        | <b>\$ 9,795</b>   |        | <b>\$ 9,795</b>   |        | <b>\$ 8,902</b>   |        | <b>\$ 9,795</b>   |        | <b>\$ 8,902</b>   |        | <b>\$ -</b>       |        | <b>\$ -</b>       |
| <b>Total Non Cap/Capital Exp</b>  |        | <b>\$ 117,714</b> |        | <b>\$ 117,714</b> |        | <b>\$ 120,952</b> |        | <b>\$ 120,058</b> |        | <b>\$ 124,286</b> |        | <b>\$ 123,393</b> |        | <b>\$ 117,926</b> |        | <b>\$ 117,926</b> |

Note (1): Non capital expenses for Years 2, 3, and 4 assume a 3% increase due to cost of inflation.



**City of Bloomington - Annexation**

Projected Non-Capital & Capital Expenses  
 Public Works Department - **Area 1A: South-West Bloomington Annexation Area**  
 September 10, 2021

**IF ONLY AREA 1A IS ANNEXED**

| Expense Items                        | Year 1  |                    |         |                    | Year 2  |                    |         |                    | Year 3  |                    |         |                    | Year 4 |                    |        |                    |
|--------------------------------------|---------|--------------------|---------|--------------------|---------|--------------------|---------|--------------------|---------|--------------------|---------|--------------------|--------|--------------------|--------|--------------------|
|                                      | Number  | Minimum Costs      | Number  | Maximum Costs      | Number  | Minimum Costs      | Number  | Maximum Costs      | Number  | Minimum Costs      | Number  | Maximum Costs      | Number | Minimum Costs      | Number | Maximum Costs      |
| <b>Non Capital Expenses</b>          |         |                    |         |                    |         |                    |         |                    |         |                    |         |                    |        |                    |        |                    |
| Admin - Deputy Director              | 0.17    | \$ 18,720          | 0.34    | \$ 37,441          | 0.17    | \$ 19,282          | 0.34    | \$ 38,564          | 0.17    | \$ 19,860          | 0.34    | \$ 39,721          | 0.17   | \$ 20,456          | 0.34   | \$ 40,913          |
| Animal Control Officers              | 0.85    | \$ 41,034          | 0.85    | \$ 41,034          | 0.85    | \$ 42,265          | 0.85    | \$ 42,265          | 0.85    | \$ 43,533          | 0.85    | \$ 43,533          | 0.85   | \$ 44,839          | 0.85   | \$ 44,839          |
| Animal Control Secretary             | 0.28    | \$ 10,710          | 0.28    | \$ 10,710          | 0.28    | \$ 11,031          | 0.28    | \$ 11,031          | 0.28    | \$ 11,362          | 0.28    | \$ 11,362          | 0.28   | \$ 11,703          | 0.28   | \$ 11,703          |
| Animal Control Training              | 0.28    | \$ 1,705           | 0.28    | \$ 1,705           | 0.28    | \$ 1,757           | 0.28    | \$ 1,757           | 0.28    | \$ 1,809           | 0.28    | \$ 1,809           | 0.28   | \$ 1,864           | 0.28   | \$ 1,864           |
| Animal Control OT/On-Call Pay        | 0.28    | \$ 1,421           | 0.28    | \$ 1,421           | 0.28    | \$ 1,464           | 0.28    | \$ 1,464           | 0.28    | \$ 1,508           | 0.28    | \$ 1,508           | 0.28   | \$ 1,553           | 0.28   | \$ 1,553           |
| Animal Control Uniforms/Safety Vests | 0.57    | \$ 739             | 0.57    | \$ 739             | 0.57    | \$ 761             | 0.57    | \$ 761             | 0.57    | \$ 784             | 0.57    | \$ 784             | 0.57   | \$ 808             | 0.57   | \$ 808             |
| Animal Control Interlocal            | 0.28    | \$ 33,350          | 0.28    | \$ 33,350          | 0.28    | \$ 34,350          | 0.28    | \$ 34,350          | 0.28    | \$ 35,380          | 0.28    | \$ 35,380          | 0.28   | \$ 36,442          | 0.28   | \$ 36,442          |
| Facilities Maintenance Custodian     | 0.00    | \$ -               | 0.34    | \$ 18,720          | 0.00    | \$ -               | 0.34    | \$ 19,282          | 0.00    | \$ -               | 0.34    | \$ 19,860          | 0.00   | \$ -               | 0.34   | \$ 20,456          |
| Fleet Maintenance Mechanic           | 0.34    | \$ 25,528          | 0.68    | \$ 51,056          | 0.34    | \$ 26,294          | 0.68    | \$ 52,587          | 0.34    | \$ 27,082          | 0.68    | \$ 54,165          | 0.34   | \$ 27,895          | 0.68   | \$ 55,790          |
| Street MEO FTE's                     | 1.80    | \$ 119,624         | 3.00    | \$ 199,374         | 1.80    | \$ 123,213         | 3.00    | \$ 205,355         | 1.80    | \$ 126,910         | 3.00    | \$ 211,516         | 1.80   | \$ 130,717         | 3.00   | \$ 217,861         |
| Sanitation MEO FTE's                 | 1.88    | \$ 124,610         | 3.00    | \$ 199,376         | 1.88    | \$ 128,348         | 3.00    | \$ 205,357         | 1.88    | \$ 132,199         | 3.00    | \$ 211,518         | 1.88   | \$ 136,165         | 3.00   | \$ 217,864         |
| Street Lane Markings                 | 0.30    | \$ 7,500           | 0.30    | \$ 7,500           | 0.30    | \$ 7,725           | 0.30    | \$ 7,725           | 0.30    | \$ 7,957           | 0.30    | \$ 7,957           | 0.30   | \$ 8,195           | 0.30   | \$ 8,195           |
| Street Sweeping Disposal             | 0.30    | \$ 1,500           | 0.30    | \$ 1,500           | 0.30    | \$ 1,545           | 0.30    | \$ 1,545           | 0.30    | \$ 1,591           | 0.30    | \$ 1,591           | 0.30   | \$ 1,639           | 0.30   | \$ 1,639           |
| Street Annual Signal Maintenance     | 0.30    | \$ 3,000           | 0.30    | \$ 3,000           | 0.30    | \$ 3,090           | 0.30    | \$ 3,090           | 0.30    | \$ 3,183           | 0.30    | \$ 3,183           | 0.30   | \$ 3,278           | 0.30   | \$ 3,278           |
| Street Lighting Energy & Maint       | 101.75  | \$ 17,940          | 119.70  | \$ 21,106          | 101.75  | \$ 18,478          | 119.70  | \$ 21,739          | 101.75  | \$ 19,033          | 119.70  | \$ 22,391          | 101.75 | \$ 19,604          | 119.70 | \$ 23,063          |
| Street Snow Events                   | 2.40    | \$ 30,000          | 3.60    | \$ 45,000          | 2.40    | \$ 30,900          | 3.60    | \$ 46,350          | 2.40    | \$ 31,827          | 3.60    | \$ 47,741          | 2.40   | \$ 32,782          | 3.60   | \$ 49,173          |
| <b>Total Non Capital Expenses</b>    |         | <b>\$ 437,382</b>  |         | <b>\$ 673,032</b>  |         | <b>\$ 450,503</b>  |         | <b>\$ 693,223</b>  |         | <b>\$ 464,018</b>  |         | <b>\$ 714,019</b>  |        | <b>\$ 477,939</b>  |        | <b>\$ 735,440</b>  |
| <b>Capital Expenses</b>              |         |                    |         |                    |         |                    |         |                    |         |                    |         |                    |        |                    |        |                    |
| Street Lighting Equip Costs (1)      | 33.92   | \$ 82,578          | 39.90   | \$ 97,150          | 33.92   | \$ 82,578          | 39.90   | \$ 97,150          | 33.92   | \$ 82,578          | 39.90   | \$ 97,150          | 0.00   | \$ -               | 0.00   | \$ -               |
| Animal Control Vehicles              | 0.09    | \$ 4,264           | 0.28    | \$ 12,791          | 0.09    | \$ 4,264           | 0.28    | \$ 12,791          | 0.09    | \$ 4,264           | 0.28    | \$ 12,791          | 0.00   | \$ -               | 0.00   | \$ -               |
| Animal Capture & Handling Equip      | 0.09    | \$ 114             | 0.28    | \$ 341             | 0.09    | \$ 114             | 0.28    | \$ 341             | 0.09    | \$ 114             | 0.28    | \$ 341             | 0.00   | \$ -               | 0.00   | \$ -               |
| Animal Control Livestock Trailer     | 0.09    | \$ 114             | 0.28    | \$ 341             | 0.09    | \$ 114             | 0.28    | \$ 341             | 0.09    | \$ 114             | 0.28    | \$ 341             | 0.00   | \$ -               | 0.00   | \$ -               |
| Facilities Maintenance Vehicle       | 0.11    | \$ 3,971           | 0.34    | \$ 11,913          | 0.11    | \$ 3,971           | 0.34    | \$ 11,913          | 0.11    | \$ 3,971           | 0.34    | \$ 11,913          | 0.00   | \$ -               | 0.00   | \$ -               |
| Fleet Maintenance Garage             | 0.11    | \$ 34,037          | 0.34    | \$ 340,371         | 0.11    | \$ 34,037          | 0.34    | \$ 340,371         | 0.11    | \$ 34,037          | 0.34    | \$ 340,371         | 0.00   | \$ -               | 0.00   | \$ -               |
| Street Tandem Dump Truck             | 0.60    | \$ 120,000         | 1.00    | \$ 200,000         | 0.60    | \$ 120,000         | 1.00    | \$ 200,000         | 0.60    | \$ 120,000         | 1.00    | \$ 200,000         | 0.00   | \$ -               | 0.00   | \$ -               |
| Street Leaffer                       | 0.09    | \$ 6,222           | 0.27    | \$ 18,667          | 0.09    | \$ 6,222           | 0.27    | \$ 18,667          | 0.09    | \$ 6,222           | 0.27    | \$ 18,667          | 0.00   | \$ -               | 0.00   | \$ -               |
| Street Sweeper                       | 0.00    | \$ -               | 0.10    | \$ 20,000          | 0.00    | \$ -               | 0.10    | \$ 20,000          | 0.00    | \$ -               | 0.10    | \$ 20,000          | 0.00   | \$ -               | 0.00   | \$ -               |
| Street Mill Work (Number = Miles)    | 3.95    | \$ 197,399         | 4.40    | \$ 219,879         | 3.95    | \$ 203,321         | 4.40    | \$ 226,476         | 3.95    | \$ 209,421         | 4.40    | \$ 233,270         | 3.95   | \$ 215,703         | 4.40   | \$ 240,268         |
| Street Resurface (Number = Miles)    | 3.95    | \$ 480,864         | 4.40    | \$ 535,626         | 3.95    | \$ 495,290         | 4.40    | \$ 551,695         | 3.95    | \$ 510,148         | 4.40    | \$ 568,246         | 3.95   | \$ 525,453         | 4.40   | \$ 585,293         |
| Sanitation Trucks                    | 0.17    | \$ 65,000          | 0.33    | \$ 130,000         | 0.17    | \$ 65,000          | 0.33    | \$ 130,000         | 0.17    | \$ 65,000          | 0.33    | \$ 130,000         | 0.00   | \$ -               | 0.00   | \$ -               |
| Sanitation Trash/Recycling Carts     | 1199.67 | \$ 59,983          | 1199.67 | \$ 59,983          | 1199.67 | \$ 59,983          | 1199.67 | \$ 59,983          | 1199.67 | \$ 59,983          | 1199.67 | \$ 59,983          | 0.00   | \$ -               | 0.00   | \$ -               |
| <b>Total Capital Expenses</b>        |         | <b>\$1,054,545</b> |         | <b>\$1,647,062</b> |         | <b>\$1,074,893</b> |         | <b>\$1,669,727</b> |         | <b>\$1,095,851</b> |         | <b>\$1,693,072</b> |        | <b>\$ 741,156</b>  |        | <b>\$ 825,561</b>  |
| <b>Total Non Cap/Capital Exp</b>     |         | <b>\$1,491,927</b> |         | <b>\$2,320,094</b> |         | <b>\$1,525,396</b> |         | <b>\$2,362,950</b> |         | <b>\$1,559,869</b> |         | <b>\$2,407,091</b> |        | <b>\$1,219,095</b> |        | <b>\$1,561,001</b> |

Note (1): Non capital expenses for Years 2, 3, and 4 assume a 3% increase due to cost of inflation.

**City of Bloomington - Annexation**

Projected Non-Capital & Capital Expenses

Transit Department - **Area 1A: South-West Bloomington Annexation Area**

September 10, 2021

**IF ONLY AREA 1A IS ANNEXED**

| Expense Items                            | Year 1 |                   |        |                   | Year 2 |                   |        |                   | Year 3 |                   |        |                   | Year 4 |                   |        |                   |
|--|--------|-------------------|--------|-------------------|--------|-------------------|--------|-------------------|--------|-------------------|--------|-------------------|--------|-------------------|--------|-------------------|
|  | Number | Minimum Costs     | Number | Maximum Costs     | Number | Minimum Costs     | Number | Maximum Costs     | Number | Minimum Costs     | Number | Maximum Costs     | Number | Minimum Costs     | Number | Maximum Costs     |
| <b>Non Capital Expenses</b>              |        |                   |        |                   |        |                   |        |                   |        |                   |        |                   |        |                   |        |                   |
| BT Access                                | 0.34   | \$ 65,351         | 0.34   | \$ 65,351         | 0.34   | \$ 67,312         | 0.34   | \$ 67,312         | 0.34   | \$ 69,331         | 0.34   | \$ 69,331         | 0.34   | \$ 71,411         | 0.34   | \$ 71,411         |
| Ivy Tech/Part 48 Industrial Park Service | 1.00   | \$ 250,698        | 1.00   | \$ 250,698        | 1.00   | \$ 258,219        | 1.00   | \$ 258,219        | 1.00   | \$ 265,966        | 1.00   | \$ 265,966        | 1.00   | \$ 273,944        | 1.00   | \$ 273,944        |
| S.Rogers/Fullerton Pk Operating Cost     | 0.00   | \$ -              | 0.00   | \$ -              | 0.00   | \$ -              | 0.00   | \$ -              | 0.00   | \$ -              | 0.00   | \$ -              | 0.00   | \$ -              | 0.00   | \$ -              |
| <b>Total Non Capital Expenses</b>        |        | <b>\$ 316,049</b> |        | <b>\$ 316,049</b> |        | <b>\$ 325,531</b> |        | <b>\$ 325,531</b> |        | <b>\$ 335,297</b> |        | <b>\$ 335,297</b> |        | <b>\$ 345,355</b> |        | <b>\$ 345,355</b> |
| <b>Capital Expenses</b>                  |        |                   |        |                   |        |                   |        |                   |        |                   |        |                   |        |                   |        |                   |
| BT Access Vans                           | 0.23   | \$ 18,153         | 0.23   | \$ 18,153         | 0.23   | \$ 18,153         | 0.23   | \$ 18,153         | 0.23   | \$ 18,153         | 0.23   | \$ 18,153         | 0.00   | \$ -              | 0.00   | \$ -              |
| Ivy Tech/Part 48 Industrial Park Capital | 0.33   | \$ 341,667        | 0.33   | \$ 341,667        | 0.33   | \$ 341,667        | 0.33   | \$ 341,667        | 0.33   | \$ 341,667        | 0.33   | \$ 341,667        | 0.00   | \$ -              | 0.00   | \$ -              |
| S.Rogers/Fullerton Pk Capital Cost       | 0.00   | \$ -              | 0.00   | \$ -              | 0.00   | \$ -              | 0.00   | \$ -              | 0.00   | \$ -              | 0.00   | \$ -              | 0.00   | \$ -              | 0.00   | \$ -              |
| <b>Total Capital Expenses</b>            |        | <b>\$ 359,820</b> |        | <b>\$ 359,820</b> |        | <b>\$ 359,820</b> |        | <b>\$ 359,820</b> |        | <b>\$ 359,820</b> |        | <b>\$ 359,820</b> |        | <b>\$ -</b>       |        | <b>\$ -</b>       |
| <b>Total Non Cap/Capital Exp</b>         |        | <b>\$ 675,869</b> |        | <b>\$ 675,869</b> |        | <b>\$ 685,350</b> |        | <b>\$ 685,350</b> |        | <b>\$ 695,116</b> |        | <b>\$ 695,116</b> |        | <b>\$ 345,355</b> |        | <b>\$ 345,355</b> |

Note (1): Years 2, 3, and 4 assume a 3% increase due to cost of inflation.

Service to Ivy Tech/Part 48 Industrial Park

\* 60 minute frequency 256 days annually, 6 am to 7 pm, \$75.33/hour (Year 1 - 2022) operating cost

\* \$1,000,000 for one (1) new electric bus + \$25,000 for stops and shelters

Service to Monroe Hospital area

\* 60 minute frequency 256 days annually, 6 am to 7 pm, \$75.33/hour (Year 1 - 2022) operating cost for 2022

\* \$1,000,000 for one (1) new diesel bus + \$25,000 for stops and shelters

BT Access service

\* 30 additional daily trips, \$25.00/per trip cost x 256 days

\* \$160,000 capital cost (\$80,000 each) for two (2) new BT Access vehicles

**City of Bloomington - Annexation**

Projected Non-Capital & Capital Expenses  
 Utilities Department - **Area 1A: South-West Bloomington Annexation Area**

September 10, 2021

IF ONLY AREA 1A IS ANNEXED

| Expense Items                      | Year 1 |                   | Year 2 |                   | Year 3 |                   | Year 4 |                   |      |                   |      |                   |      |                   |      |                   |
|------------------------------------|--------|-------------------|--------|-------------------|--------|-------------------|--------|-------------------|------|-------------------|------|-------------------|------|-------------------|------|-------------------|
|                                    | Number | Minimum Costs     | Number | Maximum Costs     | Number | Minimum Costs     | Number | Maximum Costs     |      |                   |      |                   |      |                   |      |                   |
| <b>Non Capital Expenses</b>        |        |                   |        |                   |        |                   |        |                   |      |                   |      |                   |      |                   |      |                   |
| Stormwater Employees               | 2.04   | \$ 153,167        | 2.04   | \$ 153,167        | 2.04   | \$ 157,762        | 2.04   | \$ 157,762        | 2.04 | \$ 162,495        | 2.04 | \$ 162,495        | 2.04 | \$ 167,369        | 2.04 | \$ 167,369        |
| <b>Total Non Capital Expenses</b>  |        | <b>\$ 153,167</b> |        | <b>\$ 153,167</b> |        | <b>\$ 157,762</b> |        | <b>\$ 157,762</b> |      | <b>\$ 162,495</b> |      | <b>\$ 162,495</b> |      | <b>\$ 167,369</b> |      | <b>\$ 167,369</b> |
| <b>Capital Expenses</b>            |        |                   |        |                   |        |                   |        |                   |      |                   |      |                   |      |                   |      |                   |
| Service Truck, Dump Truck, Backhoe | 0.11   | \$ 21,216         | 0.11   | \$ 23,712         | 0.11   | \$ 21,216         | 0.11   | \$ 23,712         | 0.11 | \$ 21,216         | 0.11 | \$ 23,712         | 0.00 | \$ -              | 0.00 | \$ -              |
| Infrastructure                     | 0.11   | \$ 56,728         | 0.11   | \$ 113,457        | 0.11   | \$ 56,728         | 0.11   | \$ 113,457        | 0.11 | \$ 56,728         | 0.11 | \$ 113,457        | 0.00 | \$ -              | 0.00 | \$ -              |
| <b>Total Capital Expenses</b>      |        | <b>\$ 77,945</b>  |        | <b>\$ 137,169</b> |        | <b>\$ 77,945</b>  |        | <b>\$ 137,169</b> |      | <b>\$ 77,945</b>  |      | <b>\$ 137,169</b> |      | <b>\$ -</b>       |      | <b>\$ -</b>       |
| <b>Total Non Cap/Capital Exp</b>   |        | <b>\$ 231,112</b> |        | <b>\$ 290,336</b> |        | <b>\$ 235,707</b> |        | <b>\$ 294,931</b> |      | <b>\$ 240,440</b> |      | <b>\$ 299,664</b> |      | <b>\$ 167,369</b> |      | <b>\$ 167,369</b> |

Note (1): Non capital expenses for Years 2, 3, and 4 assume a 3% increase due to cost of inflation.

**City of Bloomington**

Revenue Projections - By Annexation Area  
September 10, 2021

**AREA 1A - SOUTH-WEST ANNEXATION AREA - REVENUE PROJECTIONS**

| REVENUE SOURCE                                    | ASSESSMENT YEAR<br>YEAR 1 | PAY YEAR 1<br>YEAR 2 | PAY YEAR 2<br>YEAR 3 | PAY YEAR 3<br>YEAR 4 | PAY YEAR 4<br>YEAR 5 |
|---|---------------------------|----------------------|----------------------|----------------------|----------------------|
| <b>Bloomington City Impacts</b>                   |                           |                      |                      |                      |                      |
| Annexation Adjustment (Max Levy)                  | \$ -                      | \$ 2,820,301         | \$ 2,930,293         | \$ 3,044,574         | \$ 3,163,313         |
| CCD Rate Reestablishment                          | \$ -                      | \$ 188,394           | \$ 194,046           | \$ 199,867           | \$ 205,863           |
| Less: Property Tax Cap Credits                    | \$ -                      | \$ (193,974)         | \$ (201,539)         | \$ (209,399)         | \$ (217,566)         |
| <b>Equals: Subtotal - Net Property Tax</b>        | <b>\$ -</b>               | <b>\$ 2,814,721</b>  | <b>\$ 2,922,800</b>  | <b>\$ 3,035,043</b>  | <b>\$ 3,151,610</b>  |
| <b>Plus Local Income Tax:</b>                     |                           |                      |                      |                      |                      |
| LIT Certified Shares                              | \$ -                      | \$ -                 | \$ 319,840           | \$ 400,958           | \$ 428,872           |
| LIT Public Safety                                 | \$ -                      | \$ -                 | \$ 146,429           | \$ 162,889           | \$ 167,776           |
| <b>Equals: Subtotal - Local Income Tax</b>        | <b>\$ -</b>               | <b>\$ -</b>          | <b>\$ 466,269</b>    | <b>\$ 563,847</b>    | <b>\$ 596,648</b>    |
| <b>Plus - Highway/Related Revenue:</b>            |                           |                      |                      |                      |                      |
| Motor Vehicle Highway Distribution                | \$ -                      | \$ 92,991            | \$ 92,991            | \$ 92,991            | \$ 92,991            |
| Local Road & Street Distribution                  | \$ -                      | \$ 54,575            | \$ 54,575            | \$ 54,575            | \$ 54,575            |
| Wheel Tax   | \$ -                      | \$ 96,233            | \$ 96,233            | \$ 96,233            | \$ 96,233            |
| Motor Vehicle/Aircraft Excise Tax                 | \$ -                      | \$ 72,543            | \$ 75,372            | \$ 78,312            | \$ 81,366            |
| Commercial Vehicle Excise Tax (CVET)              | \$ -                      | \$ 5,028             | \$ 5,222             | \$ 5,422             | \$ 5,630             |
| <b>Equals: Subtotal - Highway/Related Revenue</b> | <b>\$ -</b>               | <b>\$ 321,370</b>    | <b>\$ 324,392</b>    | <b>\$ 327,532</b>    | <b>\$ 330,795</b>    |
| <b>Plus - Other Revenue:</b>                      |                           |                      |                      |                      |                      |
| Financial Institutions Tax (FIT)                  | \$ -                      | \$ 18,587            | \$ 19,301            | \$ 20,042            | \$ 20,812            |
| ABC Excise Tax                                    | \$ -                      | \$ 4,336             | \$ 4,505             | \$ 4,680             | \$ 4,863             |
| ABC Gallonage Tax                                 | \$ -                      | \$ 9,697             | \$ 10,076            | \$ 10,469            | \$ 10,877            |
| Cigarette Tax                                     | \$ -                      | \$ 11,002            | \$ 11,432            | \$ 11,877            | \$ 12,341            |
| Riverboat Wagering Distribution                   | \$ -                      | \$ 23,619            | \$ 23,619            | \$ 23,619            | \$ 23,619            |
| <b>Equals: Subtotal - Other Revenue</b>           | <b>\$ -</b>               | <b>\$ 67,242</b>     | <b>\$ 68,932</b>     | <b>\$ 70,687</b>     | <b>\$ 72,511</b>     |
| <b>Total - City Impact Projections - Area 1A</b>  | <b>\$ -</b>               | <b>\$ 3,203,333</b>  | <b>\$ 3,782,393</b>  | <b>\$ 3,997,110</b>  | <b>\$ 4,151,564</b>  |
| <b>Storm Water Impact - Storm Collection Fees</b> | <b>\$ 65,530</b>          | <b>\$ 65,530</b>     | <b>\$ 65,530</b>     | <b>\$ 65,530</b>     | <b>\$ 65,530</b>     |
| <b>Bloomington Transit Impacts</b>                |                           |                      |                      |                      |                      |
| Annexation Adjustment (Max Levy)                  | \$ -                      | \$ 141,329           | \$ 146,840           | \$ 152,567           | \$ 158,517           |
| Less: Property Tax Cap Credits                    | \$ -                      | \$ (9,841)           | \$ (10,225)          | \$ (10,624)          | \$ (11,038)          |
| <b>Equals: Subtotal - Net Property Tax</b>        | <b>\$ -</b>               | <b>\$ 131,487</b>    | <b>\$ 136,615</b>    | <b>\$ 141,943</b>    | <b>\$ 147,479</b>    |
| <b>Plus: Other Revenue</b>                        |                           |                      |                      |                      |                      |
| Financial Institutions Tax (FIT)                  | \$ -                      | \$ 948               | \$ 985               | \$ 1,023             | \$ 1,063             |
| Motor Vehicle/Aircraft Excise Tax                 | \$ -                      | \$ 3,698             | \$ 3,842             | \$ 3,992             | \$ 4,148             |
| Commercial Vehicle Excise Tax (CVET)              | \$ -                      | \$ 256               | \$ 266               | \$ 277               | \$ 288               |
| LIT Certified Shares                              | \$ -                      | \$ -                 | \$ 13,660            | \$ 17,125            | \$ 18,317            |
| <b>Equals: Subtotal - Other Revenue</b>           | <b>\$ -</b>               | <b>\$ 4,902</b>      | <b>\$ 18,754</b>     | <b>\$ 22,417</b>     | <b>\$ 23,815</b>     |
| <b>Total - Bloomington Transit Impacts</b>        | <b>\$ -</b>               | <b>\$ 136,389</b>    | <b>\$ 155,369</b>    | <b>\$ 164,360</b>    | <b>\$ 171,294</b>    |
| <b>Grand Total - Area 1A Impacts</b>              | <b>\$ 65,530</b>          | <b>\$ 3,405,252</b>  | <b>\$ 4,003,291</b>  | <b>\$ 4,226,999</b>  | <b>\$ 4,388,388</b>  |

## City of Bloomington - Annexation

Revenues Over Costs

All Departments Combined - Area 1B: South-West Bloomington Annexation Area

September 10, 2021

Net unallocated revenue through the first three (3) years will be placed in an impoundment fund(s)  
Impoundment funds will be used to enhance services to the respective area

| Revenues Over Minimal Costs        | Pay Year 1     | Pay Year 2   | Pay Year 3   | Pay Year 4   |
|------------------------------------|----------------|--------------|--------------|--------------|
| Total Revenues                     | \$ 2,766,540   | \$ 3,225,468 | \$ 3,398,381 | \$ 3,523,741 |
| Less: Non Capital Costs            | \$ 2,144,533   | \$ 2,247,043 | \$ 2,294,354 | \$ 2,363,180 |
| Less: Capital Costs                | \$ 1,915,681   | \$ 1,793,596 | \$ 1,807,975 | \$ 508,481   |
| Equals: Revenue Over/(Under Costs) | \$ (1,293,675) | \$ (815,171) | \$ (703,948) | \$ 652,080   |
| Less: Impoundment Fund(s) Deposits | \$ -           | \$ -         | \$ -         | \$ -         |
| Equals: Net Revenue                | \$ (1,293,675) | \$ (815,171) | \$ (703,948) | \$ 652,080   |

| Revenues Over Maximum Costs        | Pay Year 1     | Pay Year 2     | Pay Year 3     | Pay Year 4   |
|------------------------------------|----------------|----------------|----------------|--------------|
| Total Revenues                     | \$ 2,766,540   | \$ 3,225,468   | \$ 3,398,381   | \$ 3,523,741 |
| Less: Non Capital Costs            | \$ 2,834,455   | \$ 2,938,237   | \$ 3,006,284   | \$ 3,096,468 |
| Less: Capital Costs                | \$ 2,754,338   | \$ 2,576,995   | \$ 2,593,011   | \$ 566,388   |
| Equals: Revenue Over/(Under Costs) | \$ (2,822,253) | \$ (2,289,764) | \$ (2,200,914) | \$ (139,115) |
| Less: Impoundment Fund(s) Deposits | \$ -           | \$ -           | \$ -           | \$ -         |
| Equals: Net Revenue                | \$ (2,822,253) | \$ (2,289,764) | \$ (2,200,914) | \$ (139,115) |

Note (1): The City intends to fund aggregate capital costs (all Annexation Areas) with debt issued from annexation revenue (no new taxes)

Note (2): Net revenue in areas 1A, 1B, 1C, 3, 4, and 5 will be placed in an impoundment fund(s)

| Revenues Over Minimal Costs with 5 Year DS | Pay Year 1   | Pay Year 2   | Pay Year 3   | Pay Year 4   |
|--|--------------|--------------|--------------|--------------|
| Total Revenues                             | \$ 2,766,540 | \$ 3,225,468 | \$ 3,398,381 | \$ 3,523,741 |
| Less: Non Capital Costs                    | \$ 2,144,533 | \$ 2,247,043 | \$ 2,294,354 | \$ 2,363,180 |
| Less: Capital Costs                        | \$ -         | \$ 1,299,789 | \$ 1,299,789 | \$ 1,299,789 |
| Equals: Revenue Over/(Under Costs)         | \$ 622,006   | \$ (321,364) | \$ (195,763) | \$ (139,229) |
| Less: Impoundment Fund(s) Deposits         | \$ -         | \$ -         | \$ 104,880   | \$ -         |
| Equals: Net Revenue                        | \$ 622,006   | \$ (321,364) | \$ (300,642) | \$ (139,229) |

| Revenues Over Minimal Costs with 10 Year DS | Pay Year 1   | Pay Year 2   | Pay Year 3   | Pay Year 4   |
|---|--------------|--------------|--------------|--------------|
| Total Revenues                              | \$ 2,766,540 | \$ 3,225,468 | \$ 3,398,381 | \$ 3,523,741 |
| Less: Non Capital Costs                     | \$ 2,144,533 | \$ 2,247,043 | \$ 2,294,354 | \$ 2,363,180 |
| Less: Capital Costs                         | \$ -         | \$ 690,819   | \$ 690,819   | \$ 690,819   |
| Equals: Revenue Over/(Under Costs)          | \$ 622,006   | \$ 287,607   | \$ 413,208   | \$ 469,742   |
| Less: Impoundment Fund(s) Deposits          | \$ 622,006   | \$ 287,607   | \$ 413,208   | \$ -         |
| Equals: Net Revenue                         | \$ -         | \$ -         | \$ -         | \$ 469,742   |

## City of Bloomington - Annexation

Revenues Over Costs

All Departments Combined - Area 1B: South-West Bloomington Annexation Area

September 10, 2021

Net unallocated revenue through the first three (3) years will be placed in an impoundment fund(s)  
 Impoundment funds will be used to enhance services to the respective area

| Revenues Over Maximum Costs with 5 Year DS | Pay Year 1   | Pay Year 2     | Pay Year 3     | Pay Year 4     |
|--|--------------|----------------|----------------|----------------|
| Total Revenues                             | \$ 2,766,540 | \$ 3,225,468   | \$ 3,398,381   | \$ 3,523,741   |
| Less: Non Capital Costs                    | \$ 2,834,455 | \$ 2,938,237   | \$ 3,006,284   | \$ 3,096,468   |
| Less: Capital Costs                        | \$ -         | \$ 1,831,506   | \$ 1,831,506   | \$ 1,831,506   |
| Equals: Revenue Over/(Under Costs)         | \$ (67,915)  | \$ (1,544,274) | \$ (1,439,409) | \$ (1,404,232) |
| Less: Impoundment Fund(s) Deposits         | \$ -         | \$ -           | \$ -           | \$ -           |
| Equals: Net Revenue                        | \$ (67,915)  | \$ (1,544,274) | \$ (1,439,409) | \$ (1,404,232) |

| Revenues Over Maximum Costs with 10 Year DS | Pay Year 1   | Pay Year 2   | Pay Year 3   | Pay Year 4   |
|---|--------------|--------------|--------------|--------------|
| Total Revenues                              | \$ 2,766,540 | \$ 3,225,468 | \$ 3,398,381 | \$ 3,523,741 |
| Less: Non Capital Costs                     | \$ 2,834,455 | \$ 2,938,237 | \$ 3,006,284 | \$ 3,096,468 |
| Less: Capital Costs                         | \$ -         | \$ 973,418   | \$ 973,418   | \$ 973,418   |
| Equals: Revenue Over/(Under Costs)          | \$ (67,915)  | \$ (686,187) | \$ (581,321) | \$ (546,145) |
| Less: Impoundment Fund(s) Deposits          | \$ -         | \$ -         | \$ -         | \$ -         |
| Equals: Net Revenue                         | \$ (67,915)  | \$ (686,187) | \$ (581,321) | \$ (546,145) |

| Revenues Over Maximum Costs with 20 Year DS | Pay Year 1   | Pay Year 2   | Pay Year 3   | Pay Year 4   |
|---|--------------|--------------|--------------|--------------|
| Total Revenues                              | \$ 2,766,540 | \$ 3,225,468 | \$ 3,398,381 | \$ 3,523,741 |
| Less: Non Capital Costs                     | \$ 2,834,455 | \$ 2,938,237 | \$ 3,006,284 | \$ 3,096,468 |
| Less: Capital Costs                         | \$ -         | \$ 553,733   | \$ 553,733   | \$ 553,733   |
| Equals: Revenue Over/(Under Costs)          | \$ (67,915)  | \$ (266,501) | \$ (161,636) | \$ (126,459) |
| Less: Impoundment Fund(s) Deposits          | \$ -         | \$ -         | \$ -         | \$ -         |
| Equals: Net Revenue                         | \$ (67,915)  | \$ (266,501) | \$ (161,636) | \$ (126,459) |

## City of Bloomington - Annexation

Projected Non-Capital & Capital Expenses

All Departments Combined - Area 1B: South-West Bloomington Annexation Area

September 10, 2021

| Expense Items                     | Year 1        |               | Year 2        |               | Year 3        |               | Year 4        |               |
|-----------------------------------|---------------|---------------|---------------|---------------|---------------|---------------|---------------|---------------|
|                                   | Minimum Costs | Maximum Costs | Minimum Costs | Maximum Costs | Minimum Costs | Maximum Costs | Minimum Costs | Maximum Costs |
| <b>Total Non Capital Expenses</b> | \$ 2,144,533  | \$ 2,834,455  | \$ 2,247,043  | \$ 2,938,237  | \$ 2,294,354  | \$ 3,006,284  | \$ 2,363,180  | \$ 3,096,468  |
| <b>Total Capital Expenses</b>     | \$ 1,915,681  | \$ 2,754,338  | \$ 1,793,596  | \$ 2,576,995  | \$ 1,807,975  | \$ 2,593,011  | \$ 508,481    | \$ 566,388    |
| <b>Total Non Cap/Capital Exp</b>  | \$ 4,060,214  | \$ 5,588,793  | \$ 4,040,639  | \$ 5,515,232  | \$ 4,102,329  | \$ 5,599,295  | \$ 2,871,661  | \$ 3,662,856  |

**City of Bloomington**

Sources & Uses

September 10, 2021

**Minimum Capital Costs - 5 Year Bond**

**Sources**

|                      |                     |
|----------------------|---------------------|
| Bond Proceeds        | \$ 6,087,046        |
| <b>Total Sources</b> | <b>\$ 6,087,046</b> |

**Uses**

|                      |                     |
|----------------------|---------------------|
| Capital Projects     | \$ 6,025,733        |
| Issuance Costs       | \$ 102,437          |
| Misc.                | \$ 27,180           |
| Capitalized Interest | \$ -                |
| <b>Total Uses</b>    | <b>\$ 6,155,351</b> |

Interest Rate 2.0%  
Payback Period (in Years) 5

**PRELIMINARY AMORTIZATION SCHEDULE**

| PERIOD | PAYMENT       | INTEREST     | PRINCIPAL     | BALANCE         |
|--------|---------------|--------------|---------------|-----------------|
| 1      | \$ 649,894.71 | \$ 60,870.46 | \$ 581,812.52 | \$ 5,505,233.70 |
| 2      | \$ 649,894.71 | \$ 55,052.34 | \$ 587,630.64 | \$ 4,917,603.06 |
| 3      | \$ 649,894.71 | \$ 49,176.03 | \$ 593,506.95 | \$ 4,324,096.11 |
| 4      | \$ 649,894.71 | \$ 43,240.96 | \$ 599,442.02 | \$ 3,724,654.09 |
| 5      | \$ 649,894.71 | \$ 37,246.54 | \$ 605,436.44 | \$ 3,119,217.65 |
| 6      | \$ 649,894.71 | \$ 31,192.18 | \$ 611,490.80 | \$ 2,507,726.85 |
| 7      | \$ 649,894.71 | \$ 25,077.27 | \$ 617,605.71 | \$ 1,890,121.14 |
| 8      | \$ 649,894.71 | \$ 18,901.21 | \$ 623,781.77 | \$ 1,266,339.37 |
| 9      | \$ 649,894.71 | \$ 12,663.39 | \$ 630,019.59 | \$ 636,319.78   |
| 10     | \$ 649,894.71 | \$ 6,363.20  | \$ 636,319.78 | \$ -            |

Note: Assumes two (2) payments per year (ex: 1st year would include PERIOD 1 and 2)

Note: Assumes payments will begin in 1st Pay Year (Year 2 of Annexation)

Note: All estimates shown are preliminary (actual results may vary and may be material)



**City of Bloomington**

Sources & Uses

September 10, 2021

**Maximum Capital Costs - 5 Year Bond**

**Sources**

|                      |                     |
|----------------------|---------------------|
| Bond Proceeds        | \$ 8,577,128        |
| <b>Total Sources</b> | <b>\$ 8,577,128</b> |

**Uses**

|                      |                     |
|----------------------|---------------------|
| Capital Projects     | \$ 8,490,733        |
| Issuance Costs       | \$ 144,342          |
| Misc.                | \$ 38,299           |
| Capitalized Interest | \$ -                |
| <b>Total Uses</b>    | <b>\$ 8,673,374</b> |

Interest Rate 2.0%  
Payback Period (in Years) 5

**PRELIMINARY AMORTIZATION SCHEDULE**

| PERIOD | PAYMENT       | INTEREST     | PRINCIPAL     | BALANCE         |
|--------|---------------|--------------|---------------|-----------------|
| 1      | \$ 915,752.85 | \$ 85,771.28 | \$ 819,819.68 | \$ 7,757,308.01 |
| 2      | \$ 915,752.85 | \$ 77,573.08 | \$ 828,017.87 | \$ 6,929,290.14 |
| 3      | \$ 915,752.85 | \$ 69,292.90 | \$ 836,298.05 | \$ 6,092,992.09 |
| 4      | \$ 915,752.85 | \$ 60,929.92 | \$ 844,661.03 | \$ 5,248,331.06 |
| 5      | \$ 915,752.85 | \$ 52,483.31 | \$ 853,107.64 | \$ 4,395,223.42 |
| 6      | \$ 915,752.85 | \$ 43,952.23 | \$ 861,638.72 | \$ 3,533,584.70 |
| 7      | \$ 915,752.85 | \$ 35,335.85 | \$ 870,255.10 | \$ 2,663,329.59 |
| 8      | \$ 915,752.85 | \$ 26,633.30 | \$ 878,957.66 | \$ 1,784,371.94 |
| 9      | \$ 915,752.85 | \$ 17,843.72 | \$ 887,747.23 | \$ 896,624.70   |
| 10     | \$ 915,752.85 | \$ 8,966.25  | \$ 896,624.70 | \$ -            |

Note: Assumes two (2) payments per year (ex: 1st year would include PERIOD 1 and 2)

Note: Assumes payments will begin in 1st Pay Year (Year 2 of Annexation)

Note: All estimates shown are preliminary (actual results may vary and may be material)

**City of Bloomington**  
Sources & Uses  
September 10, 2021

**Minimum Capital Costs - 10 Year Bond**

**Sources**

|                      |                     |
|----------------------|---------------------|
| Bond Proceeds        | \$ 6,087,046        |
| <b>Total Sources</b> | <b>\$ 6,087,046</b> |

**Uses**

|                      |                     |
|----------------------|---------------------|
| Capital Projects     | \$ 6,025,733        |
| Issuance Costs       | \$ 102,437          |
| Misc.                | \$ 27,180           |
| Capitalized Interest | \$ -                |
| <b>Total Uses</b>    | <b>\$ 6,155,351</b> |

Interest Rate 2.3%  
Payback Period (in Years) 10

**PRELIMINARY AMORTIZATION SCHEDULE**

| PERIOD | PAYMENT       | INTEREST     | PRINCIPAL     | BALANCE         |
|--------|---------------|--------------|---------------|-----------------|
| 1      | \$ 345,409.42 | \$ 68,479.27 | \$ 273,097.22 | \$ 5,813,949.00 |
| 2      | \$ 345,409.42 | \$ 65,406.93 | \$ 276,169.56 | \$ 5,537,779.44 |
| 3      | \$ 345,409.42 | \$ 62,300.02 | \$ 279,276.47 | \$ 5,258,502.97 |
| 4      | \$ 345,409.42 | \$ 59,158.16 | \$ 282,418.33 | \$ 4,976,084.63 |
| 5      | \$ 345,409.42 | \$ 55,980.95 | \$ 285,595.54 | \$ 4,690,489.10 |
| 6      | \$ 345,409.42 | \$ 52,768.00 | \$ 288,808.49 | \$ 4,401,680.61 |
| 7      | \$ 345,409.42 | \$ 49,518.91 | \$ 292,057.58 | \$ 4,109,623.03 |
| 8      | \$ 345,409.42 | \$ 46,233.26 | \$ 295,343.23 | \$ 3,814,279.80 |
| 9      | \$ 345,409.42 | \$ 42,910.65 | \$ 298,665.84 | \$ 3,515,613.96 |
| 10     | \$ 345,409.42 | \$ 39,550.66 | \$ 302,025.83 | \$ 3,213,588.12 |
| 11     | \$ 345,409.42 | \$ 36,152.87 | \$ 305,423.62 | \$ 2,908,164.50 |
| 12     | \$ 345,409.42 | \$ 32,716.85 | \$ 308,859.64 | \$ 2,599,304.86 |
| 13     | \$ 345,409.42 | \$ 29,242.18 | \$ 312,334.31 | \$ 2,286,970.55 |
| 14     | \$ 345,409.42 | \$ 25,728.42 | \$ 315,848.07 | \$ 1,971,122.48 |
| 15     | \$ 345,409.42 | \$ 22,175.13 | \$ 319,401.36 | \$ 1,651,721.12 |
| 16     | \$ 345,409.42 | \$ 18,581.86 | \$ 322,994.63 | \$ 1,328,726.50 |
| 17     | \$ 345,409.42 | \$ 14,948.17 | \$ 326,628.32 | \$ 1,002,098.18 |
| 18     | \$ 345,409.42 | \$ 11,273.60 | \$ 330,302.88 | \$ 671,795.30   |
| 19     | \$ 345,409.42 | \$ 7,557.70  | \$ 334,018.79 | \$ 337,776.50   |
| 20     | \$ 345,409.42 | \$ 3,799.99  | \$ 337,776.50 | \$ -            |

Note: Assumes two (2) payments per year (ex: 1st year would include PERIOD 1 and 2)

Note: Assumes payments will begin in 1st Pay Year (Year 2 of Annexation)

Note: All estimates shown are preliminary (actual results may vary and may be material)

**Maximum Capital Costs - 10 Year Bond**

**Sources**

|                      |                     |
|----------------------|---------------------|
| Bond Proceeds        | \$ 8,577,128        |
| <b>Total Sources</b> | <b>\$ 8,577,128</b> |

**Uses**

|                      |                     |
|----------------------|---------------------|
| Capital Projects     | \$ 8,490,733        |
| Issuance Costs       | \$ 144,342          |
| Misc.                | \$ 38,299           |
| Capitalized Interest | \$ -                |
| <b>Total Uses</b>    | <b>\$ 8,673,374</b> |

Interest Rate            2.3%  
Payback Period (in Years)    10

**PRELIMINARY AMORTIZATION SCHEDULE**

| PERIOD | PAYMENT       | INTEREST     | PRINCIPAL     | BALANCE         |
|--------|---------------|--------------|---------------|-----------------|
| 1      | \$ 486,709.08 | \$ 96,492.69 | \$ 384,815.50 | \$ 8,192,312.19 |
| 2      | \$ 486,709.08 | \$ 92,163.51 | \$ 389,144.67 | \$ 7,803,167.52 |
| 3      | \$ 486,709.08 | \$ 87,785.63 | \$ 393,522.55 | \$ 7,409,644.97 |
| 4      | \$ 486,709.08 | \$ 83,358.51 | \$ 397,949.68 | \$ 7,011,695.29 |
| 5      | \$ 486,709.08 | \$ 78,881.57 | \$ 402,426.61 | \$ 6,609,268.68 |
| 6      | \$ 486,709.08 | \$ 74,354.27 | \$ 406,953.91 | \$ 6,202,314.77 |
| 7      | \$ 486,709.08 | \$ 69,776.04 | \$ 411,532.14 | \$ 5,790,782.62 |
| 8      | \$ 486,709.08 | \$ 65,146.30 | \$ 416,161.88 | \$ 5,374,620.74 |
| 9      | \$ 486,709.08 | \$ 60,464.48 | \$ 420,843.70 | \$ 4,953,777.04 |
| 10     | \$ 486,709.08 | \$ 55,729.99 | \$ 425,578.19 | \$ 4,528,198.85 |
| 11     | \$ 486,709.08 | \$ 50,942.24 | \$ 430,365.95 | \$ 4,097,832.90 |
| 12     | \$ 486,709.08 | \$ 46,100.62 | \$ 435,207.56 | \$ 3,662,625.34 |
| 13     | \$ 486,709.08 | \$ 41,204.54 | \$ 440,103.65 | \$ 3,222,521.69 |
| 14     | \$ 486,709.08 | \$ 36,253.37 | \$ 445,054.82 | \$ 2,777,466.87 |
| 15     | \$ 486,709.08 | \$ 31,246.50 | \$ 450,061.68 | \$ 2,327,405.19 |
| 16     | \$ 486,709.08 | \$ 26,183.31 | \$ 455,124.88 | \$ 1,872,280.32 |
| 17     | \$ 486,709.08 | \$ 21,063.15 | \$ 460,245.03 | \$ 1,412,035.29 |
| 18     | \$ 486,709.08 | \$ 15,885.40 | \$ 465,422.79 | \$ 946,612.50   |
| 19     | \$ 486,709.08 | \$ 10,649.39 | \$ 470,658.79 | \$ 475,953.70   |
| 20     | \$ 486,709.08 | \$ 5,354.48  | \$ 475,953.70 | \$ -            |

Note: Assumes two (2) payments per year (ex: 1st year would include PERIOD 1 and 2)

Note: Assumes payments will begin in 1st Pay Year (Year 2 of Annexation)

Note: All estimates shown are preliminary (actual results may vary and may be material)

**Maximum Capital Costs - 20 Year Bond**

**Sources**

|                      |                     |
|----------------------|---------------------|
| Bond Proceeds        | \$ 8,577,128        |
| <b>Total Sources</b> | <b>\$ 8,577,128</b> |

**Uses**

|                      |                     |
|----------------------|---------------------|
| Capital Projects     | \$ 8,490,733        |
| Issuance Costs       | \$ 144,342          |
| Misc.                | \$ 38,299           |
| Capitalized Interest | \$ -                |
| <b>Total Uses</b>    | <b>\$ 8,673,374</b> |

Interest Rate 2.5%  
Payback Period (in Years) 20

**PRELIMINARY AMORTIZATION SCHEDULE**

| PERIOD | PAYMENT       | INTEREST      | PRINCIPAL     | BALANCE         |
|--------|---------------|---------------|---------------|-----------------|
| 1      | \$ 276,866.36 | \$ 107,214.10 | \$ 166,579.95 | \$ 8,410,547.74 |
| 2      | \$ 276,866.36 | \$ 105,131.85 | \$ 168,662.20 | \$ 8,241,885.54 |
| 3      | \$ 276,866.36 | \$ 103,023.57 | \$ 170,770.47 | \$ 8,071,115.07 |
| 4      | \$ 276,866.36 | \$ 100,888.94 | \$ 172,905.10 | \$ 7,898,209.96 |
| 5      | \$ 276,866.36 | \$ 98,727.62  | \$ 175,066.42 | \$ 7,723,143.55 |
| 6      | \$ 276,866.36 | \$ 96,539.29  | \$ 177,254.75 | \$ 7,545,888.80 |
| 7      | \$ 276,866.36 | \$ 94,323.61  | \$ 179,470.43 | \$ 7,366,418.36 |
| 8      | \$ 276,866.36 | \$ 92,080.23  | \$ 181,713.81 | \$ 7,184,704.55 |
| 9      | \$ 276,866.36 | \$ 89,808.81  | \$ 183,985.24 | \$ 7,000,719.32 |
| 10     | \$ 276,866.36 | \$ 87,508.99  | \$ 186,285.05 | \$ 6,814,434.26 |
| 11     | \$ 276,866.36 | \$ 85,180.43  | \$ 188,613.61 | \$ 6,625,820.65 |
| 12     | \$ 276,866.36 | \$ 82,822.76  | \$ 190,971.28 | \$ 6,434,849.36 |
| 13     | \$ 276,866.36 | \$ 80,435.62  | \$ 193,358.43 | \$ 6,241,490.94 |
| 14     | \$ 276,866.36 | \$ 78,018.64  | \$ 195,775.41 | \$ 6,045,715.53 |
| 15     | \$ 276,866.36 | \$ 75,571.44  | \$ 198,222.60 | \$ 5,847,492.93 |
| 16     | \$ 276,866.36 | \$ 73,093.66  | \$ 200,700.38 | \$ 5,646,792.55 |
| 17     | \$ 276,866.36 | \$ 70,584.91  | \$ 203,209.14 | \$ 5,443,583.42 |
| 18     | \$ 276,866.36 | \$ 68,044.79  | \$ 205,749.25 | \$ 5,237,834.16 |
| 19     | \$ 276,866.36 | \$ 65,472.93  | \$ 208,321.12 | \$ 5,029,513.05 |
| 20     | \$ 276,866.36 | \$ 62,868.91  | \$ 210,925.13 | \$ 4,818,587.92 |
| 21     | \$ 276,866.36 | \$ 60,232.35  | \$ 213,561.69 | \$ 4,605,026.22 |
| 22     | \$ 276,866.36 | \$ 57,562.83  | \$ 216,231.22 | \$ 4,388,795.01 |
| 23     | \$ 276,866.36 | \$ 54,859.94  | \$ 218,934.11 | \$ 4,169,860.90 |
| 24     | \$ 276,866.36 | \$ 52,123.26  | \$ 221,670.78 | \$ 3,948,190.12 |
| 25     | \$ 276,866.36 | \$ 49,352.38  | \$ 224,441.67 | \$ 3,723,748.46 |
| 26     | \$ 276,866.36 | \$ 46,546.86  | \$ 227,247.19 | \$ 3,496,501.27 |
| 27     | \$ 276,866.36 | \$ 43,706.27  | \$ 230,087.78 | \$ 3,266,413.49 |
| 28     | \$ 276,866.36 | \$ 40,830.17  | \$ 232,963.87 | \$ 3,033,449.62 |
| 29     | \$ 276,866.36 | \$ 37,918.12  | \$ 235,875.92 | \$ 2,797,573.69 |
| 30     | \$ 276,866.36 | \$ 34,969.67  | \$ 238,824.37 | \$ 2,558,749.32 |
| 31     | \$ 276,866.36 | \$ 31,984.37  | \$ 241,809.68 | \$ 2,316,939.65 |
| 32     | \$ 276,866.36 | \$ 28,961.75  | \$ 244,832.30 | \$ 2,072,107.35 |
| 33     | \$ 276,866.36 | \$ 25,901.34  | \$ 247,892.70 | \$ 1,824,214.65 |
| 34     | \$ 276,866.36 | \$ 22,802.68  | \$ 250,991.36 | \$ 1,573,223.29 |
| 35     | \$ 276,866.36 | \$ 19,665.29  | \$ 254,128.75 | \$ 1,319,094.54 |
| 36     | \$ 276,866.36 | \$ 16,488.68  | \$ 257,305.36 | \$ 1,061,789.17 |
| 37     | \$ 276,866.36 | \$ 13,272.36  | \$ 260,521.68 | \$ 801,267.50   |
| 38     | \$ 276,866.36 | \$ 10,015.84  | \$ 263,778.20 | \$ 537,489.30   |
| 39     | \$ 276,866.36 | \$ 6,718.62   | \$ 267,075.43 | \$ 270,413.87   |
| 40     | \$ 276,866.36 | \$ 3,380.17   | \$ 270,413.87 | \$ -            |

Note: Assumes two (2) payments per year (ex: 1st year would include PERIOD 1 and 2)

Note: Assumes payments will begin in 1st Pay Year (Year 2 of Annexation)

Note: All estimates shown are preliminary (actual results may vary and may be material)

**City of Bloomington - Annexation**

Projected Non-Capital & Capital Expenses

City Clerk Department - Area 1B: South-West Bloomington Annexation Area

September 10, 2021

**IF ONLY AREA 1B IS ANNEXED**

| Expense Items                     | Year 1 |               | Year 2 |               | Year 3 |               | Year 4 |               |
|-----------------------------------|--------|---------------|--------|---------------|--------|---------------|--------|---------------|
|                                   | Number | Minimum Costs | Number | Maximum Costs | Number | Minimum Costs | Number | Maximum Costs |
| <b>Non Capital Expenses</b>       |        |               |        |               |        |               |        |               |
|                                   |        |               |        |               |        |               |        |               |
| <b>Total Non Capital Expenses</b> |        | \$ -          |        | \$ -          |        | \$ -          |        | \$ -          |
| <b>Capital Expenses</b>           |        |               |        |               |        |               |        |               |
|                                   |        |               |        |               |        |               |        |               |
| <b>Total Capital Expenses</b>     |        | \$ -          |        | \$ -          |        | \$ -          |        | \$ -          |
| <b>Total Non Cap/Capital Exp</b>  |        | \$ -          |        | \$ -          |        | \$ -          |        | \$ -          |

**City of Bloomington - Annexation**

Projected Non-Capital & Capital Expenses

Community & Family Resources Department - Area 1B: South-West Bloomington Annexation Area

September 10, 2021

**IF ONLY AREA 1B IS ANNEXED**

| Expense Items                     | Year 1 |                  |        |                  | Year 2 |                  |        |                  | Year 3 |                  |        |                  | Year 4 |                  |        |                  |
|-----------------------------------|--------|------------------|--------|------------------|--------|------------------|--------|------------------|--------|------------------|--------|------------------|--------|------------------|--------|------------------|
|                                   | Number | Minimum Costs    | Number | Maximum Costs    | Number | Minimum Costs    | Number | Maximum Costs    | Number | Minimum Costs    | Number | Maximum Costs    | Number | Minimum Costs    | Number | Maximum Costs    |
| <b>Non Capital Expenses</b>       |        |                  |        |                  |        |                  |        |                  |        |                  |        |                  |        |                  |        |                  |
| New Employees                     | 0.26   | \$ 15,608        | 0.26   | \$ 15,608        | 0.26   | \$ 16,076        | 0.26   | \$ 16,076        | 0.26   | \$ 16,559        | 0.26   | \$ 16,559        | 0.26   | \$ 17,055        | 0.26   | \$ 17,055        |
| Marketing                         | 0.26   | \$ 2,081         | 0.26   | \$ 2,081         | 0.26   | \$ 2,143         | 0.26   | \$ 2,143         | 0.26   | \$ 2,208         | 0.26   | \$ 2,208         | 0.26   | \$ 2,274         | 0.26   | \$ 2,274         |
| New Program Development           | 0.26   | \$ 6,503         | 0.26   | \$ 6,503         | 0.26   | \$ 6,698         | 0.26   | \$ 6,698         | 0.26   | \$ 6,899         | 0.26   | \$ 6,899         | 0.26   | \$ 7,106         | 0.26   | \$ 7,106         |
| <b>Total Non Capital Expenses</b> |        | <b>\$ 24,192</b> |        | <b>\$ 24,192</b> |        | <b>\$ 24,918</b> |        | <b>\$ 24,918</b> |        | <b>\$ 25,666</b> |        | <b>\$ 25,666</b> |        | <b>\$ 26,436</b> |        | <b>\$ 26,436</b> |
| <b>Capital Expenses</b>           |        |                  |        |                  |        |                  |        |                  |        |                  |        |                  |        |                  |        |                  |
|                                   |        |                  |        |                  |        |                  |        |                  |        |                  |        |                  |        |                  |        |                  |
| <b>Total Capital Expenses</b>     |        | <b>\$ -</b>      |        | <b>\$ -</b>      |        | <b>\$ -</b>      |        | <b>\$ -</b>      |        | <b>\$ -</b>      |        | <b>\$ -</b>      |        | <b>\$ -</b>      |        | <b>\$ -</b>      |
| <b>Total Non Cap/Capital Exp</b>  |        | <b>\$ 24,192</b> |        | <b>\$ 24,192</b> |        | <b>\$ 24,918</b> |        | <b>\$ 24,918</b> |        | <b>\$ 25,666</b> |        | <b>\$ 25,666</b> |        | <b>\$ 26,436</b> |        | <b>\$ 26,436</b> |

Note (1): Years 2, 3, and 4 assume a 3% increase due to cost of inflation.

**City of Bloomington - Annexation**

Projected Non-Capital & Capital Expenses  
 Controller Department - Area 1B: South-West Bloomington Annexation Area  
 September 10, 2021

IF ONLY AREA 1B IS ANNEXED

| Expense Items                     | Year 1 |               |        |               | Year 2 |               |        |               | Year 3 |               |        |               | Year 4 |               |        |               |
|-----------------------------------|--------|---------------|--------|---------------|--------|---------------|--------|---------------|--------|---------------|--------|---------------|--------|---------------|--------|---------------|
|                                   | Number | Minimum Costs | Number | Maximum Costs | Number | Minimum Costs | Number | Maximum Costs | Number | Minimum Costs | Number | Maximum Costs | Number | Minimum Costs | Number | Maximum Costs |
| <b>Non Capital Expenses</b>       |        |               |        |               |        |               |        |               |        |               |        |               |        |               |        |               |
| New Employees                     |        |               | 0.28   | \$ 23,207     |        |               | 0.28   | \$ 23,903     |        |               | 0.28   | \$ 24,620     |        |               | 0.28   | \$ 25,359     |
| Supplies                          |        |               | 0.28   | \$ 310        |        |               | 0.28   | \$ 319        |        |               | 0.28   | \$ 328        |        |               | 0.28   | \$ 338        |
| <b>Total Non Capital Expenses</b> |        | \$ -          |        | \$ 23,516     |        | \$ -          |        | \$ 24,222     |        | \$ -          |        | \$ 24,949     |        | \$ -          |        | \$ 25,697     |
| <b>Capital Expenses</b>           |        |               |        |               |        |               |        |               |        |               |        |               |        |               |        |               |
|                                   |        |               |        |               |        |               |        |               |        |               |        |               |        |               |        |               |
| <b>Total Capital Expenses</b>     |        | \$ -          |        | \$ -          |        | \$ -          |        | \$ -          |        | \$ -          |        | \$ -          |        | \$ -          |        | \$ -          |
| <b>Total Non Cap/Capital Exp</b>  |        | \$ -          |        | \$ 23,516     |        | \$ -          |        | \$ 24,222     |        | \$ -          |        | \$ 24,949     |        | \$ -          |        | \$ 25,697     |

Note (1): Years 2, 3, and 4 assume a 3% increase due to cost of inflation.

**City of Bloomington - Annexation**

Projected Non-Capital & Capital Expenses

Council Department - Area 1B: South-West Bloomington Annexation Area

September 10, 2021

IF ONLY AREA 1B IS ANNEXED

| Expense Items                     | Year 1 |               |        |               | Year 2 |               |        |               | Year 3 |               |        |               | Year 4 |               |        |               |
|-----------------------------------|--------|---------------|--------|---------------|--------|---------------|--------|---------------|--------|---------------|--------|---------------|--------|---------------|--------|---------------|
|                                   | Number | Minimum Costs | Number | Maximum Costs | Number | Minimum Costs | Number | Maximum Costs | Number | Minimum Costs | Number | Maximum Costs | Number | Minimum Costs | Number | Maximum Costs |
| <b>Non Capital Expenses</b>       |        |               |        |               |        |               |        |               |        |               |        |               |        |               |        |               |
| <b>Total Non Capital Expenses</b> |        | \$ -          |        | \$ -          |        | \$ -          |        | \$ -          |        | \$ -          |        | \$ -          |        | \$ -          |        | \$ -          |
| <b>Capital Expenses</b>           |        |               |        |               |        |               |        |               |        |               |        |               |        |               |        |               |
| <b>Total Capital Expenses</b>     |        | \$ -          |        | \$ -          |        | \$ -          |        | \$ -          |        | \$ -          |        | \$ -          |        | \$ -          |        | \$ -          |
| <b>Total Non Cap/Capital Exp</b>  |        | \$ -          |        | \$ -          |        | \$ -          |        | \$ -          |        | \$ -          |        | \$ -          |        | \$ -          |        | \$ -          |



**City of Bloomington - Annexation**

Projected Non-Capital & Capital Expenses

ESD Department - Area 1B: South-West Bloomington Annexation Area

September 10, 2021

**IF ONLY AREA 1B IS ANNEXED**

| Expense Items                          | Year 1 |                  |        |                  | Year 2 |                  |        |                  | Year 3 |               |        |               | Year 4 |               |        |               |
|--|--------|------------------|--------|------------------|--------|------------------|--------|------------------|--------|---------------|--------|---------------|--------|---------------|--------|---------------|
|  | Number | Minimum Costs    | Number | Maximum Costs    | Number | Minimum Costs    | Number | Maximum Costs    | Number | Minimum Costs | Number | Maximum Costs | Number | Minimum Costs | Number | Maximum Costs |
| <b>Non Capital Expenses</b>            |        |                  |        |                  |        |                  |        |                  |        |               |        |               |        |               |        |               |
| Labor Support \$160k - \$75k x 2 Years | 0.26   | \$ 19,510        | 0.26   | \$ 19,510        | 0.26   | \$ 19,510        | 0.26   | \$ 19,510        |        | \$ -          |        | \$ -          |        | \$ -          |        | \$ -          |
| <b>Total Non Capital Expenses</b>      |        | <b>\$ 19,510</b> |        | <b>\$ 19,510</b> |        | <b>\$ 19,510</b> |        | <b>\$ 19,510</b> |        | <b>\$ -</b>   |        | <b>\$ -</b>   |        | <b>\$ -</b>   |        | <b>\$ -</b>   |
| <b>Capital Expenses</b>                |        |                  |        |                  |        |                  |        |                  |        |               |        |               |        |               |        |               |
|  |        |                  |        |                  |        |                  |        |                  |        |               |        |               |        |               |        |               |
| <b>Total Capital Expenses</b>          |        | <b>\$ -</b>      |        | <b>\$ -</b>      |        | <b>\$ -</b>      |        | <b>\$ -</b>      |        | <b>\$ -</b>   |        | <b>\$ -</b>   |        | <b>\$ -</b>   |        | <b>\$ -</b>   |
| <b>Total Non Cap/Capital Exp</b>       |        | <b>\$ 19,510</b> |        | <b>\$ 19,510</b> |        | <b>\$ 19,510</b> |        | <b>\$ 19,510</b> |        | <b>\$ -</b>   |        | <b>\$ -</b>   |        | <b>\$ -</b>   |        | <b>\$ -</b>   |

Note (1): Non capital expenses for Years 2, 3, and 4 assume a 3% increase due to cost of inflation.

**City of Bloomington - Annexation**

Projected Non-Capital & Capital Expenses

Engineering Department - Area 1B: South-West Bloomington Annexation Area

September 10, 2021

**IF ONLY AREA 1B IS ANNEXED**

| Expense Items                     | Year 1 |                   |        |                   | Year 2 |                   |        |                   | Year 3 |                   |        |                   | Year 4 |                  |        |                  |
|-----------------------------------|--------|-------------------|--------|-------------------|--------|-------------------|--------|-------------------|--------|-------------------|--------|-------------------|--------|------------------|--------|------------------|
|                                   | Number | Minimum Costs     | Number | Maximum Costs     | Number | Minimum Costs     | Number | Maximum Costs     | Number | Minimum Costs     | Number | Maximum Costs     | Number | Minimum Costs    | Number | Maximum Costs    |
| <b>Non Capital Expenses</b>       |        |                   |        |                   |        |                   |        |                   |        |                   |        |                   |        |                  |        |                  |
| New Project Manager               | 0.24   | \$ 13,007         | 0.26   | \$ 14,047         | 0.24   | \$ 13,397         | 0.26   | \$ 14,469         | 0.24   | \$ 13,799         | 0.26   | \$ 14,903         | 0.24   | \$ 14,213        | 0.26   | \$ 15,350        |
| New Engineering Field Specialist  | 0.24   | \$ 12,486         | 0.26   | \$ 13,527         | 0.24   | \$ 12,861         | 0.26   | \$ 13,933         | 0.24   | \$ 13,247         | 0.26   | \$ 14,351         | 0.24   | \$ 13,644        | 0.26   | \$ 14,781        |
| Supplies                          | 0.26   | \$ 1,691          | 0.26   | \$ 1,691          | 0.26   | \$ 1,742          | 0.26   | \$ 1,742          | 0.26   | \$ 1,794          | 0.26   | \$ 1,794          | 0.26   | \$ 1,848         | 0.26   | \$ 1,848         |
| Travel, Dues & Instructions       | 0.26   | \$ 390            | 0.26   | \$ 390            | 0.26   | \$ 402            | 0.26   | \$ 402            | 0.26   | \$ 414            | 0.26   | \$ 414            | 0.26   | \$ 426           | 0.26   | \$ 426           |
| <b>Total Non Capital Expenses</b> |        | <b>\$ 27,574</b>  |        | <b>\$ 29,655</b>  |        | <b>\$ 28,401</b>  |        | <b>\$ 30,545</b>  |        | <b>\$ 29,253</b>  |        | <b>\$ 31,461</b>  |        | <b>\$ 30,131</b> |        | <b>\$ 32,405</b> |
| <b>Capital Expenses</b>           |        |                   |        |                   |        |                   |        |                   |        |                   |        |                   |        |                  |        |                  |
| Trucks                            | 0.35   | \$ 8,671          | 0.35   | \$ 8,671          | 0.35   | \$ 8,671          | 0.35   | \$ 8,671          | 0.35   | \$ 8,671          | 0.35   | \$ 8,671          | 0.00   | \$ -             | 0.00   | \$ -             |
| Phones/Tablets                    | 0.35   | \$ 173            | 0.35   | \$ 173            | 0.35   | \$ 173            | 0.35   | \$ 173            | 0.35   | \$ 173            | 0.35   | \$ 173            | 0.00   | \$ -             | 0.00   | \$ -             |
| Work Space Expansion              | 0.17   | \$ 8,671          | 0.35   | \$ 17,342         | 0.17   | \$ 8,671          | 0.35   | \$ 17,342         | 0.17   | \$ 8,671          | 0.35   | \$ 17,342         | 0.00   | \$ -             | 0.00   | \$ -             |
| Engineering Projects              | 0.09   | \$ 147,409        | 0.09   | \$ 147,409        | 0.09   | \$ 147,409        | 0.09   | \$ 147,409        | 0.09   | \$ 147,409        | 0.09   | \$ 147,409        | 0.00   | \$ -             | 0.00   | \$ -             |
| <b>Total Capital Expenses</b>     |        | <b>\$ 164,925</b> |        | <b>\$ 173,596</b> |        | <b>\$ 164,925</b> |        | <b>\$ 173,596</b> |        | <b>\$ 164,925</b> |        | <b>\$ 173,596</b> |        | <b>\$ -</b>      |        | <b>\$ -</b>      |
| <b>Total Non Cap/Capital Exp</b>  |        | <b>\$ 192,499</b> |        | <b>\$ 203,251</b> |        | <b>\$ 193,326</b> |        | <b>\$ 204,141</b> |        | <b>\$ 194,178</b> |        | <b>\$ 205,057</b> |        | <b>\$ 30,131</b> |        | <b>\$ 32,405</b> |

Note (1): Non capital expenses for Years 2, 3, and 4 assume a 3% increase due to cost of inflation.

**City of Bloomington - Annexation**

Projected Non-Capital & Capital Expenses

Fire Department - Area 1B: South-West Bloomington Annexation Area

September 10, 2021

IF ONLY AREA 1B IS ANNEXED

| Expense Items                     | Year 1 |               |        |               | Year 2 |               |        |               | Year 3 |               |        |               | Year 4 |               |        |               |
|-----------------------------------|--------|---------------|--------|---------------|--------|---------------|--------|---------------|--------|---------------|--------|---------------|--------|---------------|--------|---------------|
|                                   | Number | Minimum Costs | Number | Maximum Costs | Number | Minimum Costs | Number | Maximum Costs | Number | Minimum Costs | Number | Maximum Costs | Number | Minimum Costs | Number | Maximum Costs |
| <b>Non Capital Expenses</b>       |        |               |        |               |        |               |        |               |        |               |        |               |        |               |        |               |
| Captains                          | 0.00   | \$ -          | 0.00   | \$ -          | 0.00   | \$ -          | 0.00   | \$ -          | 0.00   | \$ -          | 0.00   | \$ -          | 0.00   | \$ -          | 0.00   | \$ -          |
| Chauffeurs                        | 0.00   | \$ -          | 0.00   | \$ -          | 0.00   | \$ -          | 0.00   | \$ -          | 0.00   | \$ -          | 0.00   | \$ -          | 0.00   | \$ -          | 0.00   | \$ -          |
| Firefighters                      | 0.00   | \$ -          | 0.00   | \$ -          | 0.00   | \$ -          | 0.00   | \$ -          | 0.00   | \$ -          | 0.00   | \$ -          | 0.00   | \$ -          | 0.00   | \$ -          |
| Deputy Fire Marshal               | 0.00   | \$ -          | 0.00   | \$ -          | 0.00   | \$ -          | 0.00   | \$ -          | 0.00   | \$ -          | 0.00   | \$ -          | 0.00   | \$ -          | 0.00   | \$ -          |
| Apparatus Operating Maintenance   | 0.00   | \$ -          | 0.00   | \$ -          | 0.00   | \$ -          | 0.00   | \$ -          | 0.00   | \$ -          | 0.00   | \$ -          | 0.00   | \$ -          | 0.00   | \$ -          |
| Fire Station Annual Maintenance   | 0.00   | \$ -          | 0.00   | \$ -          | 0.00   | \$ -          | 0.00   | \$ -          | 0.00   | \$ -          | 0.00   | \$ -          | 0.00   | \$ -          | 0.00   | \$ -          |
| <b>Total Non Capital Expenses</b> |        | \$ -          |        | \$ -          |        | \$ -          |        | \$ -          |        | \$ -          |        | \$ -          |        | \$ -          |        | \$ -          |
| <b>Capital Expenses</b>           |        |               |        |               |        |               |        |               |        |               |        |               |        |               |        |               |
| Station Upgrade                   | 0.00   | \$ -          | 0.00   | \$ -          |        |               |        |               |        |               |        |               |        |               |        |               |
| Fire Engine Pumper                | 0.00   | \$ -          | 0.00   | \$ -          |        |               |        |               |        |               |        |               |        |               |        |               |
| SCBA Inventory                    | 0.00   | \$ -          | 0.00   | \$ -          |        |               |        |               |        |               |        |               |        |               |        |               |
| Personal Protective Equipment     | 0.00   | \$ -          | 0.00   | \$ -          |        |               |        |               |        |               |        |               |        |               |        |               |
| Office Reconfiguration/Furniture  | 0.00   | \$ -          | 0.00   | \$ -          |        |               |        |               |        |               |        |               |        |               |        |               |
| Communication Equipment           | 0.00   | \$ -          | 0.00   | \$ -          |        |               |        |               |        |               |        |               |        |               |        |               |
| <b>Total Capital Expenses</b>     |        | \$ -          |        | \$ -          |        | \$ -          |        | \$ -          |        | \$ -          |        | \$ -          |        | \$ -          |        | \$ -          |
| <b>Total Non Cap/Capital Exp</b>  |        | \$ -          |        | \$ -          |        | \$ -          |        | \$ -          |        | \$ -          |        | \$ -          |        | \$ -          |        | \$ -          |

Note (1): Based on supplying fire protection to Richland and Salt Creek Townships.

**City of Bloomington - Annexation**

Projected Non-Capital & Capital Expenses

HAND Department - Area 1B: South-West Bloomington Annexation Area

September 10, 2021

**IF ONLY AREA 1B IS ANNEXED**

| Expense Items                         | Year 1 |                   |        |                   | Year 2 |                   |        |                   | Year 3 |                   |        |                   | Year 4 |                   |        |                   |
|---------------------------------------|--------|-------------------|--------|-------------------|--------|-------------------|--------|-------------------|--------|-------------------|--------|-------------------|--------|-------------------|--------|-------------------|
|                                       | Number | Minimum Costs     | Number | Maximum Costs     | Number | Minimum Costs     | Number | Maximum Costs     | Number | Minimum Costs     | Number | Maximum Costs     | Number | Minimum Costs     | Number | Maximum Costs     |
| <b>Non Capital Expenses</b>           |        |                   |        |                   |        |                   |        |                   |        |                   |        |                   |        |                   |        |                   |
| Neighborhood Compliance Officer (NCO) | 2      | \$ 206,752        | 2      | \$ 206,752        | 2      | \$ 212,955        | 2      | \$ 212,955        | 2      | \$ 219,343        | 2      | \$ 219,343        | 2      | \$ 225,923        | 2      | \$ 225,923        |
| Administrative Assistant              | 0.34   | \$ 11,663         | 0.68   | \$ 23,327         | 0.34   | \$ 12,013         | 0.68   | \$ 24,027         | 0.34   | \$ 12,374         | 0.68   | \$ 24,748         | 0.34   | \$ 12,745         | 0.68   | \$ 25,490         |
| Supplies/Other                        | 0.34   | \$ 1,021          | 0.34   | \$ 1,702          | 0.34   | \$ 1,052          | 0.34   | \$ 1,753          | 0.34   | \$ 1,083          | 0.34   | \$ 1,805          | 0.34   | \$ 1,116          | 0.34   | \$ 1,860          |
| NCO Inspection Tools                  | 2      | \$ 200            | 2      | \$ 200            |        |                   |        |                   |        |                   |        |                   |        |                   |        |                   |
| <b>Total Non Capital Expenses</b>     |        | <b>\$ 219,637</b> |        | <b>\$ 231,981</b> |        | <b>\$ 226,020</b> |        | <b>\$ 238,734</b> |        | <b>\$ 232,800</b> |        | <b>\$ 245,896</b> |        | <b>\$ 239,784</b> |        | <b>\$ 253,273</b> |
| <b>Capital Expenses</b>               |        |                   |        |                   |        |                   |        |                   |        |                   |        |                   |        |                   |        |                   |
| NCO Vehicles                          | 0.67   | \$ 22,845         | 0.67   | \$ 22,845         | 0.67   | \$ 22,845         | 0.67   | \$ 22,845         | 0.67   | \$ 22,845         | 0.67   | \$ 22,845         | 0.00   | \$ -              | 0.00   | \$ -              |
| NCO Technology                        | 0.67   | \$ 1,167          | 0.67   | \$ 1,167          | 0.67   | \$ 1,167          | 0.67   | \$ 1,167          | 0.67   | \$ 1,167          | 0.67   | \$ 1,167          | 0.00   | \$ -              | 0.00   | \$ -              |
| <b>Total Capital Expenses</b>         |        | <b>\$ 24,011</b>  |        | <b>\$ 24,011</b>  |        | <b>\$ 24,011</b>  |        | <b>\$ 24,011</b>  |        | <b>\$ 24,011</b>  |        | <b>\$ 24,011</b>  |        | <b>\$ -</b>       |        | <b>\$ -</b>       |
| <b>Total Non Cap/Capital Exp</b>      |        | <b>\$ 243,648</b> |        | <b>\$ 255,992</b> |        | <b>\$ 250,031</b> |        | <b>\$ 262,746</b> |        | <b>\$ 256,812</b> |        | <b>\$ 269,908</b> |        | <b>\$ 239,784</b> |        | <b>\$ 253,273</b> |

Note (1): Non capital expenses for Years 2, 3, and 4 assume a 3% increase due to cost of inflation.

**City of Bloomington - Annexation**

Projected Non-Capital & Capital Expenses

Human Resources Department - Area 1B: South-West Bloomington Annexation Area

September 10, 2021

**IF ONLY AREA 1B IS ANNEXED**

| Expense Items                     | Year 1 |                  |        |                  | Year 2 |                  |        |                  | Year 3 |                  |        |                  | Year 4 |                  |        |                  |
|-----------------------------------|--------|------------------|--------|------------------|--------|------------------|--------|------------------|--------|------------------|--------|------------------|--------|------------------|--------|------------------|
|                                   | Number | Minimum Costs    | Number | Maximum Costs    | Number | Minimum Costs    | Number | Maximum Costs    | Number | Minimum Costs    | Number | Maximum Costs    | Number | Minimum Costs    | Number | Maximum Costs    |
| <b>Non Capital Expenses</b>       |        |                  |        |                  |        |                  |        |                  |        |                  |        |                  |        |                  |        |                  |
| Special Project Manager           | 0.29   | \$ 23,503        | 0.29   | \$ 23,503        | 0.29   | \$ 24,208        | 0.29   | \$ 24,208        | 0.29   | \$ 24,934        | 0.29   | \$ 24,934        | 0.29   | \$ 25,682        | 0.29   | \$ 25,682        |
| Administrative Assistant          | 0.29   | \$ 12,038        | 0.29   | \$ 12,038        | 0.29   | \$ 12,399        | 0.29   | \$ 12,399        | 0.29   | \$ 12,771        | 0.29   | \$ 12,771        | 0.29   | \$ 13,154        | 0.29   | \$ 13,154        |
| Training/Professional Dues        | 0.29   | \$ 226           | 0.29   | \$ 226           | 0.29   | \$ 233           | 0.29   | \$ 233           | 0.29   | \$ 240           | 0.29   | \$ 240           | 0.29   | \$ 247           | 0.29   | \$ 247           |
| Supplies                          | 0.29   | \$ 143           | 0.29   | \$ 143           | 0.29   | \$ 148           | 0.29   | \$ 148           | 0.29   | \$ 152           | 0.29   | \$ 152           | 0.29   | \$ 157           | 0.29   | \$ 157           |
| <b>Total Non Capital Expenses</b> |        | <b>\$ 35,910</b> |        | <b>\$ 35,910</b> |        | <b>\$ 36,988</b> |        | <b>\$ 36,988</b> |        | <b>\$ 38,097</b> |        | <b>\$ 38,097</b> |        | <b>\$ 39,240</b> |        | <b>\$ 39,240</b> |
| <b>Capital Expenses</b>           |        |                  |        |                  |        |                  |        |                  |        |                  |        |                  |        |                  |        |                  |
| Computer/Office Equip             | 0.10   | \$ 239           | 0.10   | \$ 478           | 0.10   | \$ 239           | 0.10   | \$ 478           | 0.10   | \$ 239           | 0.10   | \$ 478           | 0.00   | \$ -             | 0.00   | \$ -             |
| <b>Total Capital Expenses</b>     |        | <b>\$ 239</b>    |        | <b>\$ 478</b>    |        | <b>\$ 239</b>    |        | <b>\$ 478</b>    |        | <b>\$ 239</b>    |        | <b>\$ 478</b>    |        | <b>\$ -</b>      |        | <b>\$ -</b>      |
| <b>Total Non Cap/Capital Exp</b>  |        | <b>\$ 36,149</b> |        | <b>\$ 36,388</b> |        | <b>\$ 37,227</b> |        | <b>\$ 37,465</b> |        | <b>\$ 38,336</b> |        | <b>\$ 38,575</b> |        | <b>\$ 39,240</b> |        | <b>\$ 39,240</b> |

Note (1): Non capital expenses for Years 2, 3, and 4 assume a 3% increase due to cost of inflation.

**City of Bloomington - Annexation**

Projected Non-Capital & Capital Expenses  
 ITS Department - Area 1B: South-West Bloomington Annexation Area  
 September 10, 2021

**IF ONLY AREA 1B IS ANNEXED**

| Expense Items                     | Year 1 |                  |        |                  | Year 2 |                  |        |                  | Year 3 |                  |        |                  | Year 4 |                  |        |                  |
|-----------------------------------|--------|------------------|--------|------------------|--------|------------------|--------|------------------|--------|------------------|--------|------------------|--------|------------------|--------|------------------|
|                                   | Number | Minimum Costs    | Number | Maximum Costs    | Number | Minimum Costs    | Number | Maximum Costs    | Number | Minimum Costs    | Number | Maximum Costs    | Number | Minimum Costs    | Number | Maximum Costs    |
| <b>Non Capital Expenses</b>       |        |                  |        |                  |        |                  |        |                  |        |                  |        |                  |        |                  |        |                  |
| Tech Support Specialist           | 0.13   | \$ 9,105         | 0.26   | \$ 18,209        | 0.13   | \$ 18,756        | 0.26   | \$ 18,756        | 0.13   | \$ 19,318        | 0.26   | \$ 19,318        | 0.13   | \$ 19,898        | 0.26   | \$ 19,898        |
| Application Analyst               | 0.26   | \$ 22,111        | 0.26   | \$ 22,111        | 0.26   | \$ 22,775        | 0.26   | \$ 22,775        | 0.26   | \$ 23,458        | 0.26   | \$ 23,458        | 0.26   | \$ 24,162        | 0.26   | \$ 24,162        |
| GIS Specialist                    | 0.13   | \$ 9,755         | 0.26   | \$ 19,510        | 0.13   | \$ 20,095        | 0.26   | \$ 20,095        | 0.13   | \$ 20,698        | 0.26   | \$ 20,698        | 0.13   | \$ 21,319        | 0.26   | \$ 21,319        |
| Junior Systems/Network Admin      | 0      | \$ -             | 0      | \$ -             | 0.26   | \$ 19,510        | 0.26   | \$ 19,510        | 0.27   | \$ 20,095        | 0.27   | \$ 20,095        | 0.28   | \$ 20,698        | 0.28   | \$ 20,698        |
| Software Licenses & Maintenance   | 0.26   | \$ 117           | 0.26   | \$ 117           | 0.26   | \$ 150           | 0.26   | \$ 150           | 0.26   | \$ 150           | 0.26   | \$ 150           | 0.26   | \$ 150           | 0.26   | \$ 150           |
| Phone Service                     | 0.26   | \$ 234           | 0.26   | \$ 234           | 0.26   | \$ 241           | 0.26   | \$ 241           | 0.26   | \$ 248           | 0.26   | \$ 248           | 0.26   | \$ 256           | 0.26   | \$ 256           |
| New Facility Maintenance          | 0.26   | \$ 1,301         | 0.26   | \$ 1,301         | 0.26   | \$ 1,340         | 0.26   | \$ 1,340         | 0.26   | \$ 1,380         | 0.26   | \$ 1,380         | 0.26   | \$ 1,421         | 0.26   | \$ 1,421         |
| <b>Total Non Capital Expenses</b> |        | <b>\$ 42,623</b> |        | <b>\$ 61,483</b> |        | <b>\$ 82,866</b> |        | <b>\$ 82,866</b> |        | <b>\$ 85,348</b> |        | <b>\$ 85,348</b> |        | <b>\$ 87,904</b> |        | <b>\$ 87,904</b> |
| <b>Capital Expenses</b>           |        |                  |        |                  |        |                  |        |                  |        |                  |        |                  |        |                  |        |                  |
| Hardware (Tech) for Staff         | 0.09   | \$ 173           | 0.09   | \$ 173           | 0.09   | \$ 173           | 0.09   | \$ 173           | 0.09   | \$ 173           | 0.09   | \$ 173           | 0.00   | \$ -             | 0.00   | \$ -             |
| Existing Facility Improvements    | 0.09   | \$ 867           | 0.09   | \$ 1,734         | 0.09   | \$ 867           | 0.09   | \$ 1,734         | 0.09   | \$ 867           | 0.09   | \$ 1,734         | 0.00   | \$ -             | 0.00   | \$ -             |
| New Facility                      | 0.09   | \$ 2,601         | 0.09   | \$ 5,203         | 0.09   | \$ 2,601         | 0.09   | \$ 5,203         | 0.09   | \$ 2,601         | 0.09   | \$ 5,203         | 0.00   | \$ -             | 0.00   | \$ -             |
| <b>Total Capital Expenses</b>     |        | <b>\$ 3,642</b>  |        | <b>\$ 7,110</b>  |        | <b>\$ 3,642</b>  |        | <b>\$ 7,110</b>  |        | <b>\$ 3,642</b>  |        | <b>\$ 7,110</b>  |        | <b>\$ -</b>      |        | <b>\$ -</b>      |
| <b>Total Non Cap/Capital Exp</b>  |        | <b>\$ 46,265</b> |        | <b>\$ 68,593</b> |        | <b>\$ 86,508</b> |        | <b>\$ 89,977</b> |        | <b>\$ 88,990</b> |        | <b>\$ 92,458</b> |        | <b>\$ 87,904</b> |        | <b>\$ 87,904</b> |

Note (1): Non capital expenses for Years 2, 3, and 4 assume a 3% increase due to cost of inflation.

**City of Bloomington - Annexation**

Projected Non-Capital & Capital Expenses

Legal Department - Area 1B: South-West Bloomington Annexation Area

September 10, 2021

IF ONLY AREA 1B IS ANNEXED

| Expense Items                     | Year 1 |               |        |               | Year 2 |               |        |               | Year 3 |               |        |               | Year 4 |               |        |               |
|-----------------------------------|--------|---------------|--------|---------------|--------|---------------|--------|---------------|--------|---------------|--------|---------------|--------|---------------|--------|---------------|
|                                   | Number | Minimum Costs | Number | Maximum Costs | Number | Minimum Costs | Number | Maximum Costs | Number | Minimum Costs | Number | Maximum Costs | Number | Minimum Costs | Number | Maximum Costs |
| <b>Non Capital Expenses</b>       |        |               |        |               |        |               |        |               |        |               |        |               |        |               |        |               |
|                                   |        | \$ -          |        | \$ -          |        | \$ -          |        | \$ -          |        | \$ -          |        | \$ -          |        | \$ -          |        | \$ -          |
| <b>Total Non Capital Expenses</b> |        | \$ -          |        | \$ -          |        | \$ -          |        | \$ -          |        | \$ -          |        | \$ -          |        | \$ -          |        | \$ -          |
| <b>Capital Expenses</b>           |        |               |        |               |        |               |        |               |        |               |        |               |        |               |        |               |
|                                   |        |               |        |               |        |               |        |               |        |               |        |               |        |               |        |               |
| <b>Total Capital Expenses</b>     |        | \$ -          |        | \$ -          |        | \$ -          |        | \$ -          |        | \$ -          |        | \$ -          |        | \$ -          |        | \$ -          |
| <b>Total Non Cap/Capital Exp</b>  |        | \$ -          |        | \$ -          |        | \$ -          |        | \$ -          |        | \$ -          |        | \$ -          |        | \$ -          |        | \$ -          |

Note (1): Non capital expenses for Years 2, 3, and 4 assume a 3% increase due to cost of inflation.

**City of Bloomington - Annexation**

Projected Non-Capital & Capital Expenses

Mayor Department - Area 1B: South-West Bloomington Annexation Area

September 10, 2021

**IF ONLY AREA 1B IS ANNEXED**

| Expense Items                     | Year 1 |                  |        |                  | Year 2 |                  |        |                  | Year 3 |                  |        |                  | Year 4 |                  |        |                  |
|-----------------------------------|--------|------------------|--------|------------------|--------|------------------|--------|------------------|--------|------------------|--------|------------------|--------|------------------|--------|------------------|
|                                   | Number | Minimum Costs    | Number | Maximum Costs    | Number | Minimum Costs    | Number | Maximum Costs    | Number | Minimum Costs    | Number | Maximum Costs    | Number | Minimum Costs    | Number | Maximum Costs    |
| <b>Non Capital Expenses</b>       |        |                  |        |                  |        |                  |        |                  |        |                  |        |                  |        |                  |        |                  |
| New Employee                      | 0.26   | \$ 39,020        | 0.26   | \$ 39,020        | 0.26   | \$ 40,191        | 0.26   | \$ 40,191        | 0.26   | \$ 41,396        | 0.26   | \$ 41,396        | 0.26   | \$ 42,638        | 0.26   | \$ 42,638        |
| <b>Total Non Capital Expenses</b> |        | <b>\$ 39,020</b> |        | <b>\$ 39,020</b> |        | <b>\$ 40,191</b> |        | <b>\$ 40,191</b> |        | <b>\$ 41,396</b> |        | <b>\$ 41,396</b> |        | <b>\$ 42,638</b> |        | <b>\$ 42,638</b> |
| <b>Capital Expenses</b>           |        |                  |        |                  |        |                  |        |                  |        |                  |        |                  |        |                  |        |                  |
|                                   |        |                  |        |                  |        |                  |        |                  |        |                  |        |                  |        |                  |        |                  |
| <b>Total Capital Expenses</b>     |        | <b>\$ -</b>      |        | <b>\$ -</b>      |        | <b>\$ -</b>      |        | <b>\$ -</b>      |        | <b>\$ -</b>      |        | <b>\$ -</b>      |        | <b>\$ -</b>      |        | <b>\$ -</b>      |
| <b>Total Non Cap/Capital Exp</b>  |        | <b>\$ 39,020</b> |        | <b>\$ 39,020</b> |        | <b>\$ 40,191</b> |        | <b>\$ 40,191</b> |        | <b>\$ 41,396</b> |        | <b>\$ 41,396</b> |        | <b>\$ 42,638</b> |        | <b>\$ 42,638</b> |



**City of Bloomington - Annexation**

Projected Non-Capital & Capital Expenses

Parks Department - Area 1B: South-West Bloomington Annexation Area

September 10, 2021

**IF ONLY AREA 1B IS ANNEXED**

| Expense Items                     | Year 1 |                   |        |                   | Year 2 |                   |        |                   | Year 3 |                   |        |                   | Year 4 |                  |        |                   |
|-----------------------------------|--------|-------------------|--------|-------------------|--------|-------------------|--------|-------------------|--------|-------------------|--------|-------------------|--------|------------------|--------|-------------------|
|                                   | Number | Minimum Costs     | Number | Maximum Costs     | Number | Minimum Costs     | Number | Maximum Costs     | Number | Minimum Costs     | Number | Maximum Costs     | Number | Minimum Costs    | Number | Maximum Costs     |
| <b>Non Capital Expenses</b>       |        |                   |        |                   |        |                   |        |                   |        |                   |        |                   |        |                  |        |                   |
| Seasonal Employee                 | 0.50   | \$ 18,195         | 2.00   | \$ 72,780         | 0.50   | \$ 18,741         | 2.00   | \$ 74,964         | 0.50   | \$ 19,303         | 2.00   | \$ 77,212         | 0.50   | \$ 19,882        | 2.00   | \$ 79,529         |
| Full Time Staff                   | 0.25   | \$ 11,857         | 0.25   | \$ 11,857         | 0.25   | \$ 12,213         | 0.25   | \$ 12,213         | 0.25   | \$ 12,579         | 0.25   | \$ 12,579         | 0.25   | \$ 12,957        | 0.25   | \$ 12,957         |
| Labor - Grounds & Facilities      | 0.25   | \$ 6,335          | 0.25   | \$ 19,027         | 0.25   | \$ 6,525          | 0.25   | \$ 19,597         | 0.25   | \$ 6,721          | 0.25   | \$ 20,185         | 0.25   | \$ 6,923         | 0.25   | \$ 20,791         |
| Supplies - Grounds & Facilities   | 0.25   | \$ 2,543          | 0.25   | \$ 7,628          | 0.25   | \$ 2,619          | 0.25   | \$ 7,857          | 0.25   | \$ 2,697          | 0.25   | \$ 8,092          | 0.25   | \$ 2,778         | 0.25   | \$ 8,335          |
| Miscellaneous                     | 0.25   | \$ 571            | 0.25   | \$ 1,714          | 0.25   | \$ 589            | 0.25   | \$ 1,766          | 0.25   | \$ 606            | 0.25   | \$ 1,818          | 0.25   | \$ 624           | 0.25   | \$ 1,873          |
| <b>Total Non Capital Expenses</b> |        | <b>\$ 39,501</b>  |        | <b>\$ 113,006</b> |        | <b>\$ 40,686</b>  |        | <b>\$ 116,396</b> |        | <b>\$ 41,907</b>  |        | <b>\$ 119,888</b> |        | <b>\$ 43,164</b> |        | <b>\$ 123,484</b> |
| <b>Capital Expenses</b>           |        |                   |        |                   |        |                   |        |                   |        |                   |        |                   |        |                  |        |                   |
| Parks/Trails/Enhancements         | 0.14   | \$ 255,636        | 0.33   | \$ 623,310        | 0.14   | \$ 255,636        | 0.33   | \$ 623,310        | 0.14   | \$ 255,636        | 0.33   | \$ 623,310        | 0.00   | \$ -             | 0.00   | \$ -              |
| <b>Total Capital Expenses</b>     |        | <b>\$ 255,636</b> |        | <b>\$ 623,310</b> |        | <b>\$ 255,636</b> |        | <b>\$ 623,310</b> |        | <b>\$ 255,636</b> |        | <b>\$ 623,310</b> |        | <b>\$ -</b>      |        | <b>\$ -</b>       |
| <b>Total Non Cap/Capital Exp</b>  |        | <b>\$ 295,137</b> |        | <b>\$ 736,316</b> |        | <b>\$ 296,322</b> |        | <b>\$ 739,706</b> |        | <b>\$ 297,543</b> |        | <b>\$ 743,198</b> |        | <b>\$ 43,164</b> |        | <b>\$ 123,484</b> |

Note (1): Non capital expenses for Years 2, 3, and 4 assume a 3% increase due to cost of inflation.

**City of Bloomington - Annexation**

Projected Non-Capital & Capital Expenses

Planning Department - Area 1B: South-West Bloomington Annexation Area

September 10, 2021

**IF ONLY AREA 1B IS ANNEXED**

| Expense Items                                  | Year 1 |                  |        |                  | Year 2 |                  |        |                  | Year 3 |                  |        |                  | Year 4 |                  |        |                  |
|--|--------|------------------|--------|------------------|--------|------------------|--------|------------------|--------|------------------|--------|------------------|--------|------------------|--------|------------------|
|  | Number | Minimum Costs    | Number | Maximum Costs    | Number | Minimum Costs    | Number | Maximum Costs    | Number | Minimum Costs    | Number | Maximum Costs    | Number | Minimum Costs    | Number | Maximum Costs    |
| <b>Non Capital Expenses</b>                    |        |                  |        |                  |        |                  |        |                  |        |                  |        |                  |        |                  |        |                  |
| Development Services (DS) - Zoning Planner (1) | 0.28   | \$ 12,743        | 0.28   | \$ 12,743        | 0.28   | \$ 13,125        | 0.28   | \$ 13,125        | 0.28   | \$ 13,519        | 0.28   | \$ 13,519        | 0.28   | \$ 13,924        | 0.28   | \$ 13,924        |
| (DS) - Senior Zoning Planner (1)               | 0.28   | \$ 16,141        | 0.28   | \$ 16,141        | 0.28   | \$ 16,625        | 0.28   | \$ 16,625        | 0.28   | \$ 17,124        | 0.28   | \$ 17,124        | 0.28   | \$ 17,637        | 0.28   | \$ 17,637        |
| (DS) - Zoning Compliance Planner (1)           | 0.28   | \$ 14,158        | 0.28   | \$ 14,158        | 0.28   | \$ 14,583        | 0.28   | \$ 14,583        | 0.28   | \$ 15,021        | 0.28   | \$ 15,021        | 0.28   | \$ 15,471        | 0.28   | \$ 15,471        |
| Miscellaneous                                  | 0.28   | \$ 2,343         | 0.28   | \$ 2,343         | 0.28   | \$ 2,414         | 0.28   | \$ 2,414         | 0.28   | \$ 2,486         | 0.28   | \$ 2,486         | 0.28   | \$ 2,560         | 0.28   | \$ 2,560         |
| <b>Total Non Capital Expenses</b>              |        | <b>\$ 45,385</b> |        | <b>\$ 45,385</b> |        | <b>\$ 46,746</b> |        | <b>\$ 46,746</b> |        | <b>\$ 48,149</b> |        | <b>\$ 48,149</b> |        | <b>\$ 49,593</b> |        | <b>\$ 49,593</b> |
| <b>Capital Expenses</b>                        |        |                  |        |                  |        |                  |        |                  |        |                  |        |                  |        |                  |        |                  |
| Zoning New Land Mass                           | 0.09   | \$ 9,439         | 0.09   | \$ 9,439         | 0.09   | \$ 9,439         | 0.09   | \$ 9,439         | 0.09   | \$ 9,439         | 0.09   | \$ 9,439         | 0.00   | \$ -             | 0.00   | \$ -             |
| Database                                       | 0.09   | \$ 14,158        | 0.09   | \$ 14,158        | 0.09   | \$ 14,158        | 0.09   | \$ 14,158        | 0.09   | \$ 14,158        | 0.09   | \$ 14,158        | 0.00   | \$ -             | 0.00   | \$ -             |
| <b>Total Capital Expenses</b>                  |        | <b>\$ 23,597</b> |        | <b>\$ 23,597</b> |        | <b>\$ 23,597</b> |        | <b>\$ 23,597</b> |        | <b>\$ 23,597</b> |        | <b>\$ 23,597</b> |        | <b>\$ -</b>      |        | <b>\$ -</b>      |
| <b>Total Non Cap/Capital Exp</b>               |        | <b>\$ 68,982</b> |        | <b>\$ 68,982</b> |        | <b>\$ 70,343</b> |        | <b>\$ 70,343</b> |        | <b>\$ 71,746</b> |        | <b>\$ 71,746</b> |        | <b>\$ 49,593</b> |        | <b>\$ 49,593</b> |

Note (1): Non capital expenses for Years 2, 3, and 4 assume a 3% increase due to cost of inflation.

**City of Bloomington - Annexation**

Projected Non-Capital & Capital Expenses

Police Department (SWORN) - Area 1B: South-West Bloomington Annexation Area

September 10, 2021

**IF ONLY AREA 1B IS ANNEXED**

| Expense Items                     | Year 1 |                   |        |                     | Year 2 |                   |        |                     | Year 3 |                   |        |                     | Year 4 |                   |        |                     |
|-----------------------------------|--------|-------------------|--------|---------------------|--------|-------------------|--------|---------------------|--------|-------------------|--------|---------------------|--------|-------------------|--------|---------------------|
|                                   | Number | Minimum Costs     | Number | Maximum Costs       | Number | Minimum Costs     | Number | Maximum Costs       | Number | Minimum Costs     | Number | Maximum Costs       | Number | Minimum Costs     | Number | Maximum Costs       |
| <b>Non Capital Expenses</b>       |        |                   |        |                     |        |                   |        |                     |        |                   |        |                     |        |                   |        |                     |
| Sworn Officer                     | 4.88   | \$ 424,250        | 7.00   | \$ 608,091          | 4.88   | \$ 436,977        | 7.00   | \$ 626,334          | 4.88   | \$ 450,086        | 7.00   | \$ 645,124          | 4.88   | \$ 463,589        | 7.00   | \$ 664,477          |
| Sworn Detective                   | 0.95   | \$ 84,471         | 1.75   | \$ 154,863          | 0.95   | \$ 87,005         | 1.75   | \$ 159,509          | 0.95   | \$ 89,615         | 1.75   | \$ 164,295          | 0.95   | \$ 92,304         | 1.75   | \$ 169,223          |
| Sworn Sergeant                    | 0.90   | \$ 88,488         | 1.50   | \$ 147,480          | 0.90   | \$ 91,143         | 1.50   | \$ 151,905          | 0.90   | \$ 93,877         | 1.50   | \$ 156,462          | 0.90   | \$ 96,693         | 1.50   | \$ 161,156          |
| Sworn Lieutenant                  | 0.33   | \$ 33,421         | 0.50   | \$ 50,131           | 0.33   | \$ 34,423         | 0.50   | \$ 51,635           | 0.33   | \$ 35,456         | 0.50   | \$ 53,184           | 0.33   | \$ 36,520         | 0.50   | \$ 54,779           |
| Sworn Administrator - Captain     | 0.33   | \$ 34,066         | 0.50   | \$ 51,099           | 0.33   | \$ 35,088         | 0.50   | \$ 52,632           | 0.33   | \$ 36,141         | 0.50   | \$ 54,211           | 0.33   | \$ 37,225         | 0.50   | \$ 55,837           |
| <b>Total Non Capital Expenses</b> |        | <b>\$ 664,695</b> |        | <b>\$ 1,011,664</b> |        | <b>\$ 684,636</b> |        | <b>\$ 1,042,014</b> |        | <b>\$ 705,175</b> |        | <b>\$ 1,073,275</b> |        | <b>\$ 726,330</b> |        | <b>\$ 1,105,473</b> |
| <b>Capital Expenses</b>           |        |                   |        |                     |        |                   |        |                     |        |                   |        |                     |        |                   |        |                     |
| MDT                               | 1.74   | \$ 4,860          | 2.70   | \$ 7,560            | 1.74   | \$ 4,860          | 2.70   | \$ 7,560            | 1.74   | \$ 4,860          | 2.70   | \$ 7,560            | 0.00   | \$ -              | 0.00   | \$ -                |
| Mobile Radio                      | 1.74   | \$ 5,207          | 2.70   | \$ 8,100            | 1.74   | \$ 5,207          | 2.70   | \$ 8,100            | 1.74   | \$ 5,207          | 2.70   | \$ 8,100            | 0.00   | \$ -              | 0.00   | \$ -                |
| Car Equipment                     | 1.74   | \$ 8,679          | 2.70   | \$ 13,500           | 1.74   | \$ 8,679          | 2.70   | \$ 13,500           | 1.74   | \$ 8,679          | 2.70   | \$ 13,500           | 0.00   | \$ -              | 0.00   | \$ -                |
| Car Build-out                     | 1.74   | \$ 1,736          | 2.70   | \$ 2,700            | 1.74   | \$ 1,736          | 2.70   | \$ 2,700            | 1.74   | \$ 1,736          | 2.70   | \$ 2,700            | 0.00   | \$ -              | 0.00   | \$ -                |
| Cradlepoints/Atennas/Cables       | 1.74   | \$ 3,472          | 2.70   | \$ 5,400            | 1.74   | \$ 3,472          | 2.70   | \$ 5,400            | 1.74   | \$ 3,472          | 2.70   | \$ 5,400            | 0.00   | \$ -              | 0.00   | \$ -                |
| Computer                          | 1.02   | \$ 1,624          | 1.64   | \$ 2,629            | 1.02   | \$ 1,624          | 1.64   | \$ 2,629            | 1.02   | \$ 1,624          | 1.64   | \$ 2,629            | 0.00   | \$ -              | 0.00   | \$ -                |
| Patrol Cars                       | 1.62   | \$ 45,490         | 2.53   | \$ 70,933           | 1.62   | \$ 45,490         | 2.53   | \$ 70,933           | 1.62   | \$ 45,490         | 2.53   | \$ 70,933           | 0.00   | \$ -              | 0.00   | \$ -                |
| Stop Sticks                       | 0.90   | \$ 448            | 1.28   | \$ 642              | 0.90   | \$ 448            | 1.28   | \$ 642              | 0.90   | \$ 448            | 1.28   | \$ 642              | 0.00   | \$ -              | 0.00   | \$ -                |
| Vehicle Wrap                      | 0.90   | \$ 672            | 1.28   | \$ 963              | 0.90   | \$ 672            | 1.28   | \$ 963              | 0.90   | \$ 672            | 1.28   | \$ 963              | 0.00   | \$ -              | 0.00   | \$ -                |
| AEDs (Defibrilators)              | 0.90   | \$ 1,880          | 1.28   | \$ 2,695            | 0.90   | \$ 1,880          | 1.28   | \$ 2,695            | 0.90   | \$ 1,880          | 1.28   | \$ 2,695            | 0.00   | \$ -              | 0.00   | \$ -                |
| Misc Car Equipment                | 0.90   | \$ 179            | 1.28   | \$ 257              | 0.90   | \$ 179            | 1.28   | \$ 257              | 0.90   | \$ 179            | 1.28   | \$ 257              | 0.00   | \$ -              | 0.00   | \$ -                |
| Body Cams/Licensing               | 1.63   | \$ 3,256          | 2.33   | \$ 4,667            | 1.63   | \$ 3,256          | 2.33   | \$ 4,667            | 1.63   | \$ 3,256          | 2.33   | \$ 4,667            | 0.00   | \$ -              | 0.00   | \$ -                |
| Officer Gear                      | 1.63   | \$ 14,163         | 2.33   | \$ 20,300           | 1.63   | \$ 14,163         | 2.33   | \$ 20,300           | 1.63   | \$ 14,163         | 2.33   | \$ 20,300           | 0.00   | \$ -              | 0.00   | \$ -                |
| Building/Office Space             | 1.63   | \$ 12,484         | 2.33   | \$ 17,893           | 1.63   | \$ 12,484         | 2.33   | \$ 17,893           | 1.63   | \$ 12,484         | 2.33   | \$ 17,893           | 0.00   | \$ -              | 0.00   | \$ -                |
| Cell Phone                        | 0.84   | \$ 168            | 1.42   | \$ 283              | 0.84   | \$ 168            | 1.42   | \$ 283              | 0.84   | \$ 168            | 1.42   | \$ 283              | 0.00   | \$ -              | 0.00   | \$ -                |
| Laptop                            | 0.11   | \$ 144            | 0.17   | \$ 217              | 0.11   | \$ 144            | 0.17   | \$ 217              | 0.11   | \$ 144            | 0.17   | \$ 217              | 0.00   | \$ -              | 0.00   | \$ -                |
| Interceptor SUV                   | 0.11   | \$ 3,778          | 0.17   | \$ 5,667            | 0.11   | \$ 3,778          | 0.17   | \$ 5,667            | 0.11   | \$ 3,778          | 0.17   | \$ 5,667            | 0.00   | \$ -              | 0.00   | \$ -                |
| Officer Furniture                 | 0.28   | \$ 55             | 0.40   | \$ 79               | 0.28   | \$ 55             | 0.40   | \$ 79               | 0.28   | \$ 55             | 0.40   | \$ 79               | 0.00   | \$ -              | 0.00   | \$ -                |
| Detective Furniture               | 0.32   | \$ 461            | 0.58   | \$ 846              | 0.32   | \$ 461            | 0.58   | \$ 846              | 0.32   | \$ 461            | 0.58   | \$ 846              | 0.00   | \$ -              | 0.00   | \$ -                |
| Sergeant Furniture                | 0.20   | \$ 158            | 0.33   | \$ 264              | 0.20   | \$ 158            | 0.33   | \$ 264              | 0.20   | \$ 158            | 0.33   | \$ 264              | 0.00   | \$ -              | 0.00   | \$ -                |
| Lieutenant Furniture              | 0.11   | \$ 111            | 0.17   | \$ 167              | 0.11   | \$ 111            | 0.17   | \$ 167              | 0.11   | \$ 111            | 0.17   | \$ 167              | 0.00   | \$ -              | 0.00   | \$ -                |
| Admin Furniture                   | 0.11   | \$ 222            | 0.17   | \$ 333              | 0.11   | \$ 222            | 0.17   | \$ 333              | 0.11   | \$ 222            | 0.17   | \$ 333              | 0.00   | \$ -              | 0.00   | \$ -                |
| <b>Total Capital Expenses</b>     |        | <b>\$ 109,247</b> |        | <b>\$ 166,094</b>   |        | <b>\$ 109,247</b> |        | <b>\$ 166,094</b>   |        | <b>\$ 109,247</b> |        | <b>\$ 166,094</b>   |        | <b>\$ -</b>       |        | <b>\$ -</b>         |
| <b>Total Non Cap/Capital Exp</b>  |        | <b>\$ 773,942</b> |        | <b>\$ 1,177,759</b> |        | <b>\$ 793,883</b> |        | <b>\$ 1,208,109</b> |        | <b>\$ 814,422</b> |        | <b>\$ 1,239,369</b> |        | <b>\$ 726,330</b> |        | <b>\$ 1,105,473</b> |

Note (1): Non capital expenses for Years 2, 3, and 4 assume a 3% increase due to cost of inflation.

**City of Bloomington - Annexation**

Projected Non-Capital & Capital Expenses  
 Police Department (CIVILIAN) - Area 1B: South-West Bloomington Annexation Area  
 September 10, 2021

**IF ONLY AREA 1B IS ANNEXED**

| Expense Items                     | Year 1 |                   |        |                   | Year 2 |                   |        |                   | Year 3 |                   |        |                   | Year 4 |                   |        |                   |
|-----------------------------------|--------|-------------------|--------|-------------------|--------|-------------------|--------|-------------------|--------|-------------------|--------|-------------------|--------|-------------------|--------|-------------------|
|                                   | Number | Minimum Costs     | Number | Maximum Costs     | Number | Minimum Costs     | Number | Maximum Costs     | Number | Minimum Costs     | Number | Maximum Costs     | Number | Minimum Costs     | Number | Maximum Costs     |
| <b>Non Capital Expenses</b>       |        |                   |        |                   |        |                   |        |                   |        |                   |        |                   |        |                   |        |                   |
| Civilian Records Clerk            | 1.00   | \$ 67,087         | 1.00   | \$ 67,087         | 1.00   | \$ 69,099         | 1.00   | \$ 69,099         | 1.00   | \$ 71,172         | 1.00   | \$ 71,172         | 1.00   | \$ 73,307         | 1.00   | \$ 73,307         |
| Civilian Comm Service Specialist  | 0.20   | \$ 13,907         | 0.20   | \$ 13,907         | 0.20   | \$ 14,324         | 0.20   | \$ 14,324         | 0.20   | \$ 14,754         | 0.20   | \$ 14,754         | 0.20   | \$ 15,196         | 0.20   | \$ 15,196         |
| Civilian Evidence Technician      | 0.10   | \$ 8,174          | 0.10   | \$ 8,174          | 0.10   | \$ 8,419          | 0.10   | \$ 8,419          | 0.10   | \$ 8,672          | 0.10   | \$ 8,672          | 0.10   | \$ 8,932          | 0.10   | \$ 8,932          |
| Civilian Social Worker            | 0.20   | \$ 16,337         | 0.20   | \$ 16,337         | 0.20   | \$ 16,827         | 0.20   | \$ 16,827         | 0.20   | \$ 17,332         | 0.20   | \$ 17,332         | 0.20   | \$ 17,852         | 0.20   | \$ 17,852         |
| Civilian Admin - Office Manager   | 0.50   | \$ 38,372         | 0.50   | \$ 38,372         | 0.50   | \$ 39,523         | 0.50   | \$ 39,523         | 0.50   | \$ 40,709         | 0.50   | \$ 40,709         | 0.50   | \$ 41,930         | 0.50   | \$ 41,930         |
| <b>Total Non Capital Expenses</b> |        | <b>\$ 143,876</b> |        | <b>\$ 143,876</b> |        | <b>\$ 148,192</b> |        | <b>\$ 148,192</b> |        | <b>\$ 152,638</b> |        | <b>\$ 152,638</b> |        | <b>\$ 157,217</b> |        | <b>\$ 157,217</b> |
| <b>Capital Expenses</b>           |        |                   |        |                   |        |                   |        |                   |        |                   |        |                   |        |                   |        |                   |
| Desktop Computer                  | 0.43   | \$ 693            | 0.43   | \$ 693            | 0.43   | \$ 693            | 0.43   | \$ 693            | 0.43   | \$ 693            | 0.43   | \$ 693            | 0.00   | \$ -              | 0.00   | \$ -              |
| Evidence Tech Computer            | 0.03   | \$ 63             | 0.03   | \$ 63             | 0.03   | \$ 63             | 0.03   | \$ 63             | 0.03   | \$ 63             | 0.03   | \$ 63             | 0.00   | \$ -              | 0.00   | \$ -              |
| Laptop Computer                   | 0.50   | \$ 650            | 0.50   | \$ 650            | 0.50   | \$ 650            | 0.50   | \$ 650            | 0.50   | \$ 650            | 0.50   | \$ 650            | 0.00   | \$ -              | 0.00   | \$ -              |
| Headset                           | 0.33   | \$ 67             | 0.33   | \$ 67             | 0.33   | \$ 67             | 0.33   | \$ 67             | 0.33   | \$ 67             | 0.33   | \$ 67             | 0.00   | \$ -              | 0.00   | \$ -              |
| OnBase Licensing (Workflow)       | 0.33   | \$ 50             | 0.33   | \$ 50             | 0.33   | \$ 50             | 0.33   | \$ 50             | 0.33   | \$ 50             | 0.33   | \$ 50             | 0.00   | \$ -              | 0.00   | \$ -              |
| Building/Office Space             | 0.67   | \$ 20,253         | 0.67   | \$ 20,253         | 0.67   | \$ 20,253         | 0.67   | \$ 20,253         | 0.67   | \$ 20,253         | 0.67   | \$ 20,253         | 0.00   | \$ -              | 0.00   | \$ -              |
| Comm Service Furniture            | 0.03   | \$ 100            | 0.03   | \$ 100            | 0.03   | \$ 100            | 0.03   | \$ 100            | 0.03   | \$ 100            | 0.03   | \$ 100            | 0.00   | \$ -              | 0.00   | \$ -              |
| Evidence Tech Furniture           | 0.03   | \$ 27             | 0.03   | \$ 27             | 0.03   | \$ 27             | 0.03   | \$ 27             | 0.03   | \$ 27             | 0.03   | \$ 27             | 0.00   | \$ -              | 0.00   | \$ -              |
| Social Worker Furniture           | 0.07   | \$ 40             | 0.07   | \$ 40             | 0.07   | \$ 40             | 0.07   | \$ 40             | 0.07   | \$ 40             | 0.07   | \$ 40             | 0.00   | \$ -              | 0.00   | \$ -              |
| Admin Furniture                   | 0.17   | \$ 242            | 0.17   | \$ 242            | 0.17   | \$ 242            | 0.17   | \$ 242            | 0.17   | \$ 242            | 0.17   | \$ 242            | 0.00   | \$ -              | 0.00   | \$ -              |
| Comm Serv/Social Worker Uniform   | 0.13   | \$ 213            | 0.13   | \$ 213            | 0.13   | \$ 213            | 0.13   | \$ 213            | 0.13   | \$ 213            | 0.13   | \$ 213            | 0.00   | \$ -              | 0.00   | \$ -              |
| Cell Phone                        | 0.33   | \$ 67             | 0.33   | \$ 67             | 0.33   | \$ 67             | 0.33   | \$ 67             | 0.33   | \$ 67             | 0.33   | \$ 67             | 0.00   | \$ -              | 0.00   | \$ -              |
| Portable Radio                    | 0.17   | \$ 833            | 0.17   | \$ 833            | 0.17   | \$ 833            | 0.17   | \$ 833            | 0.17   | \$ 833            | 0.17   | \$ 833            | 0.00   | \$ -              | 0.00   | \$ -              |
| Interceptor SUV                   | 0.04   | \$ 1,357          | 0.04   | \$ 1,357          | 0.04   | \$ 1,357          | 0.04   | \$ 1,357          | 0.04   | \$ 1,357          | 0.04   | \$ 1,357          | 0.00   | \$ -              | 0.00   | \$ -              |
| Car Equipment                     | 0.04   | \$ 183            | 0.04   | \$ 183            | 0.04   | \$ 183            | 0.04   | \$ 183            | 0.04   | \$ 183            | 0.04   | \$ 183            | 0.00   | \$ -              | 0.00   | \$ -              |
| Car Build-Out                     | 0.04   | \$ 37             | 0.04   | \$ 37             | 0.04   | \$ 37             | 0.04   | \$ 37             | 0.04   | \$ 37             | 0.04   | \$ 37             | 0.00   | \$ -              | 0.00   | \$ -              |
| Cradlepoints/Antennas/Cables      | 0.04   | \$ 73             | 0.04   | \$ 73             | 0.04   | \$ 73             | 0.04   | \$ 73             | 0.04   | \$ 73             | 0.04   | \$ 73             | 0.00   | \$ -              | 0.00   | \$ -              |
| AED (Defibrillator)               | 0.04   | \$ 77             | 0.04   | \$ 77             | 0.04   | \$ 77             | 0.04   | \$ 77             | 0.04   | \$ 77             | 0.04   | \$ 77             | 0.00   | \$ -              | 0.00   | \$ -              |
| Misc Car Equipment                | 0.04   | \$ 7              | 0.04   | \$ 7              | 0.04   | \$ 7              | 0.04   | \$ 7              | 0.04   | \$ 7              | 0.04   | \$ 7              | 0.00   | \$ -              | 0.00   | \$ -              |
| MDT                               | 0.04   | \$ 103            | 0.04   | \$ 103            | 0.04   | \$ 103            | 0.04   | \$ 103            | 0.04   | \$ 103            | 0.04   | \$ 103            | 0.00   | \$ -              | 0.00   | \$ -              |
| Mobile Radio                      | 0.06   | \$ 165            | 0.06   | \$ 165            | 0.06   | \$ 165            | 0.06   | \$ 165            | 0.06   | \$ 165            | 0.06   | \$ 165            | 0.00   | \$ -              | 0.00   | \$ -              |
| Vehicle Wrap                      | 0.04   | \$ 28             | 0.04   | \$ 28             | 0.04   | \$ 28             | 0.04   | \$ 28             | 0.04   | \$ 28             | 0.04   | \$ 28             | 0.00   | \$ -              | 0.00   | \$ -              |
| Evidence Tech Vehicle             | 0.02   | \$ 550            | 0.02   | \$ 550            | 0.02   | \$ 550            | 0.02   | \$ 550            | 0.02   | \$ 550            | 0.02   | \$ 550            | 0.00   | \$ -              | 0.00   | \$ -              |
| Evidence Tech Uniform             | 0.03   | \$ 27             | 0.03   | \$ 27             | 0.03   | \$ 27             | 0.03   | \$ 27             | 0.03   | \$ 27             | 0.03   | \$ 27             | 0.00   | \$ -              | 0.00   | \$ -              |
| Social Worker Vehicle             | 0.04   | \$ 893            | 0.04   | \$ 893            | 0.04   | \$ 893            | 0.04   | \$ 893            | 0.04   | \$ 893            | 0.04   | \$ 893            | 0.00   | \$ -              | 0.00   | \$ -              |
| <b>Total Capital Expenses</b>     |        | <b>\$ 26,798</b>  |        | <b>\$ 26,798</b>  |        | <b>\$ 26,798</b>  |        | <b>\$ 26,798</b>  |        | <b>\$ 26,798</b>  |        | <b>\$ 26,798</b>  |        | <b>\$ -</b>       |        | <b>\$ -</b>       |
| <b>Total Non Cap/Capital Exp</b>  |        | <b>\$ 170,674</b> |        | <b>\$ 170,674</b> |        | <b>\$ 174,990</b> |        | <b>\$ 174,990</b> |        | <b>\$ 179,436</b> |        | <b>\$ 179,436</b> |        | <b>\$ 157,217</b> |        | <b>\$ 157,217</b> |

Note (1): Non capital expenses for Years 2, 3, and 4 assume a 3% increase due to cost of inflation.

**City of Bloomington - Annexation**

Projected Non-Capital & Capital Expenses

Public Works Department - Area 1B: South-West Bloomington Annexation Area

September 10, 2021

**IF ONLY AREA 1B IS ANNEXED**

| Expense Items                        | Year 1  |                    |         |                    | Year 2  |                    |         |                    | Year 3  |                    |         |                    | Year 4 |                   |        |                    |
|--------------------------------------|---------|--------------------|---------|--------------------|---------|--------------------|---------|--------------------|---------|--------------------|---------|--------------------|--------|-------------------|--------|--------------------|
|                                      | Number  | Minimum Costs      | Number  | Maximum Costs      | Number  | Minimum Costs      | Number  | Maximum Costs      | Number  | Minimum Costs      | Number  | Maximum Costs      | Number | Minimum Costs     | Number | Maximum Costs      |
| <b>Non Capital Expenses</b>          |         |                    |         |                    |         |                    |         |                    |         |                    |         |                    |        |                   |        |                    |
| Admin - Deputy Director              | 0.13    | \$ 14,307          | 0.26    | \$ 28,615          | 0.13    | \$ 14,737          | 0.26    | \$ 29,473          | 0.13    | \$ 15,179          | 0.26    | \$ 30,357          | 0.13   | \$ 15,634         | 0.26   | \$ 31,268          |
| Animal Control Officers              | 0.98    | \$ 46,993          | 0.98    | \$ 46,993          | 0.98    | \$ 48,403          | 0.98    | \$ 48,403          | 0.98    | \$ 49,855          | 0.98    | \$ 49,855          | 0.98   | \$ 51,351         | 0.98   | \$ 51,351          |
| Animal Control Secretary             | 0.33    | \$ 12,265          | 0.33    | \$ 12,265          | 0.33    | \$ 12,633          | 0.33    | \$ 12,633          | 0.33    | \$ 13,012          | 0.33    | \$ 13,012          | 0.33   | \$ 13,402         | 0.33   | \$ 13,402          |
| Animal Control Training              | 0.33    | \$ 1,953           | 0.33    | \$ 1,953           | 0.33    | \$ 2,012           | 0.33    | \$ 2,012           | 0.33    | \$ 2,072           | 0.33    | \$ 2,072           | 0.33   | \$ 2,134          | 0.33   | \$ 2,134           |
| Animal Control OT/On-Call Pay        | 0.33    | \$ 1,628           | 0.33    | \$ 1,628           | 0.33    | \$ 1,676           | 0.33    | \$ 1,676           | 0.33    | \$ 1,727           | 0.33    | \$ 1,727           | 0.33   | \$ 1,778          | 0.33   | \$ 1,778           |
| Animal Control Uniforms/Safety Vests | 0.65    | \$ 846             | 0.65    | \$ 846             | 0.65    | \$ 872             | 0.65    | \$ 872             | 0.65    | \$ 898             | 0.65    | \$ 898             | 0.65   | \$ 925            | 0.65   | \$ 925             |
| Animal Control Interlocal            | 0.33    | \$ 38,193          | 0.33    | \$ 38,193          | 0.33    | \$ 39,338          | 0.33    | \$ 39,338          | 0.33    | \$ 40,519          | 0.33    | \$ 40,519          | 0.33   | \$ 41,734         | 0.33   | \$ 41,734          |
| Facilities Maintenance Custodian     | 0.00    | \$ -               | 0.26    | \$ 14,307          | 0.00    | \$ -               | 0.26    | \$ 14,737          | 0.00    | \$ -               | 0.26    | \$ 15,179          | 0.00   | \$ -              | 0.26   | \$ 15,634          |
| Fleet Maintenance Mechanic           | 0.26    | \$ 19,510          | 0.52    | \$ 39,020          | 0.26    | \$ 20,095          | 0.52    | \$ 40,191          | 0.26    | \$ 20,698          | 0.52    | \$ 41,396          | 0.26   | \$ 21,319         | 0.52   | \$ 42,638          |
| Street MEO FTE's                     | 1.65    | \$ 109,656         | 2.75    | \$ 182,760         | 1.65    | \$ 112,945         | 2.75    | \$ 188,242         | 1.65    | \$ 116,334         | 2.75    | \$ 193,890         | 1.65   | \$ 119,824        | 2.75   | \$ 199,706         |
| Sanitation MEO FTE's                 | 1.88    | \$ 124,610         | 3.00    | \$ 199,376         | 1.88    | \$ 128,348         | 3.00    | \$ 205,357         | 1.88    | \$ 132,199         | 3.00    | \$ 211,518         | 1.88   | \$ 136,165        | 3.00   | \$ 217,864         |
| Street Lane Markings                 | 0.28    | \$ 6,875           | 0.28    | \$ 6,875           | 0.28    | \$ 7,081           | 0.28    | \$ 7,081           | 0.28    | \$ 7,294           | 0.28    | \$ 7,294           | 0.28   | \$ 7,512          | 0.28   | \$ 7,512           |
| Street Sweeping Disposal             | 0.28    | \$ 1,375           | 0.28    | \$ 1,375           | 0.28    | \$ 1,416           | 0.28    | \$ 1,416           | 0.28    | \$ 1,459           | 0.28    | \$ 1,459           | 0.28   | \$ 1,502          | 0.28   | \$ 1,502           |
| Street Annual Signal Maintenance     | 0.28    | \$ 2,750           | 0.28    | \$ 2,750           | 0.28    | \$ 2,833           | 0.28    | \$ 2,833           | 0.28    | \$ 2,917           | 0.28    | \$ 2,917           | 0.28   | \$ 3,005          | 0.28   | \$ 3,005           |
| Street Lighting Energy & Maint       | 93.27   | \$ 16,445          | 109.73  | \$ 19,347          | 93.27   | \$ 16,938          | 109.73  | \$ 19,928          | 93.27   | \$ 17,447          | 109.73  | \$ 20,525          | 93.27  | \$ 17,970         | 109.73 | \$ 21,141          |
| Street Snow Events                   | 2.20    | \$ 27,500          | 3.30    | \$ 41,250          | 2.20    | \$ 28,325          | 3.30    | \$ 42,488          | 2.20    | \$ 29,175          | 3.30    | \$ 43,762          | 2.20   | \$ 30,050         | 3.30   | \$ 45,075          |
| <b>Total Non Capital Expenses</b>    |         | <b>\$ 424,906</b>  |         | <b>\$ 637,553</b>  |         | <b>\$ 437,653</b>  |         | <b>\$ 656,679</b>  |         | <b>\$ 450,783</b>  |         | <b>\$ 676,379</b>  |        | <b>\$ 464,306</b> |        | <b>\$ 696,671</b>  |
| <b>Capital Expenses</b>              |         |                    |         |                    |         |                    |         |                    |         |                    |         |                    |        |                   |        |                    |
| Street Lighting Equip Costs (1)      | 31.09   | \$ 75,696          | 36.58   | \$ 89,054          | 31.09   | \$ 75,696          | 36.58   | \$ 89,054          | 31.09   | \$ 75,696          | 36.58   | \$ 89,054          | 0.00   | \$ -              | 0.00   | \$ -               |
| Animal Control Vehicles              | 0.11    | \$ 4,883           | 0.11    | \$ 4,883           | 0.11    | \$ 4,883           | 0.11    | \$ 4,883           | 0.11    | \$ 4,883           | 0.11    | \$ 4,883           | 0.00   | \$ -              | 0.00   | \$ -               |
| Animal Capture & Handling Equip      | 0.11    | \$ 130             | 0.11    | \$ 130             | 0.11    | \$ 130             | 0.11    | \$ 130             | 0.11    | \$ 130             | 0.11    | \$ 130             | 0.00   | \$ -              | 0.00   | \$ -               |
| Animal Control Livestock Trailer     | 0.11    | \$ 130             | 0.11    | \$ 130             | 0.11    | \$ 130             | 0.11    | \$ 130             | 0.11    | \$ 130             | 0.11    | \$ 130             | 0.00   | \$ -              | 0.00   | \$ -               |
| Facilities Maintenance Vehicle       | 0.09    | \$ 3,035           | 0.09    | \$ 3,035           | 0.09    | \$ 3,035           | 0.09    | \$ 3,035           | 0.09    | \$ 3,035           | 0.09    | \$ 3,035           | 0.00   | \$ -              | 0.00   | \$ -               |
| Fleet Maintenance Garage             | 0.09    | \$ 26,013          | 0.09    | \$ 86,711          | 0.09    | \$ 26,013          | 0.09    | \$ 86,711          | 0.09    | \$ 26,013          | 0.09    | \$ 86,711          | 0.00   | \$ -              | 0.00   | \$ -               |
| Street Tandem Dump Truck             | 0.55    | \$ 110,000         | 0.92    | \$ 183,333         | 0.55    | \$ 110,000         | 0.92    | \$ 183,333         | 0.55    | \$ 110,000         | 0.92    | \$ 183,333         | 0.00   | \$ -              | 0.00   | \$ -               |
| Street Leafer                        | 0.06    | \$ 3,889           | 0.17    | \$ 11,667          | 0.06    | \$ 3,889           | 0.17    | \$ 11,667          | 0.06    | \$ 3,889           | 0.17    | \$ 11,667          | 0.00   | \$ -              | 0.00   | \$ -               |
| Street Sweeper                       | 0.00    | \$ -               | 0.09    | \$ 18,333          | 0.00    | \$ -               | 0.09    | \$ 18,333          | 0.00    | \$ -               | 0.09    | \$ 18,333          | 0.00   | \$ -              | 0.00   | \$ -               |
| Street Mill Work (Number = Miles)    | 2.71    | \$ 135,428         | 3.02    | \$ 150,851         | 2.71    | \$ 139,491         | 3.02    | \$ 155,377         | 2.71    | \$ 143,676         | 3.02    | \$ 160,038         | 2.71   | \$ 147,986        | 3.02   | \$ 164,839         |
| Street Resurface (Number = Miles)    | 2.71    | \$ 329,904         | 3.02    | \$ 367,474         | 2.71    | \$ 339,801         | 3.02    | \$ 378,498         | 2.71    | \$ 349,995         | 3.02    | \$ 389,853         | 2.71   | \$ 360,495        | 3.02   | \$ 401,549         |
| Sanitation Trucks                    | 0.33    | \$ 130,000         | 0.67    | \$ 260,000         | 0.33    | \$ 130,000         | 0.67    | \$ 260,000         | 0.33    | \$ 130,000         | 0.67    | \$ 260,000         | 0.00   | \$ -              | 0.00   | \$ -               |
| Sanitation Trash/Recycling Carts     | 1467.33 | \$ 73,367          | 1467.33 | \$ 73,367          | 1467.33 | \$ 73,367          | 1467.33 | \$ 73,367          | 1467.33 | \$ 73,367          | 1467.33 | \$ 73,367          | 0.00   | \$ -              | 0.00   | \$ -               |
| <b>Total Capital Expenses</b>        |         | <b>\$ 892,475</b>  |         | <b>\$1,248,969</b> |         | <b>\$ 906,435</b>  |         | <b>\$1,264,519</b> |         | <b>\$ 920,814</b>  |         | <b>\$1,280,535</b> |        | <b>\$ 508,481</b> |        | <b>\$ 566,388</b>  |
| <b>Total Non Cap/Capital Exp</b>     |         | <b>\$1,317,381</b> |         | <b>\$1,886,521</b> |         | <b>\$1,344,088</b> |         | <b>\$1,921,198</b> |         | <b>\$1,371,597</b> |         | <b>\$1,956,914</b> |        | <b>\$ 972,787</b> |        | <b>\$1,263,059</b> |

Note (1): Non capital expenses for Years 2, 3, and 4 assume a 3% increase due to cost of inflation.

**City of Bloomington - Annexation**

Projected Non-Capital & Capital Expenses

Transit Department - Area 1B: South-West Bloomington Annexation Area

September 10, 2021

**IF ONLY AREA 1B IS ANNEXED**

| Expense Items                            | Year 1 |                   |        |                   | Year 2 |                   |        |                   | Year 3 |                   |        |                   | Year 4 |                   |        |                   |
|--|--------|-------------------|--------|-------------------|--------|-------------------|--------|-------------------|--------|-------------------|--------|-------------------|--------|-------------------|--------|-------------------|
|  | Number | Minimum Costs     | Number | Maximum Costs     | Number | Minimum Costs     | Number | Maximum Costs     | Number | Minimum Costs     | Number | Maximum Costs     | Number | Minimum Costs     | Number | Maximum Costs     |
| <b>Non Capital Expenses</b>              |        |                   |        |                   |        |                   |        |                   |        |                   |        |                   |        |                   |        |                   |
| BT Access                                | 0.26   | \$ 49,946         | 0.26   | \$ 49,946         | 0.26   | \$ 51,444         | 0.26   | \$ 51,444         | 0.26   | \$ 52,987         | 0.26   | \$ 52,987         | 0.26   | \$ 54,577         | 0.26   | \$ 54,577         |
| Ivy Tech/Part 48 Industrial Park Service | 0.00   | \$ -              | 0.00   | \$ -              | 0.00   | \$ -              | 0.00   | \$ -              | 0.00   | \$ -              | 0.00   | \$ -              | 0.00   | \$ -              | 0.00   | \$ -              |
| S.Rogers/Fullerton Pk Operating Cost     | 1.00   | \$ 250,698        | 1.00   | \$ 250,698        | 1.00   | \$ 258,219        | 1.00   | \$ 258,219        | 1.00   | \$ 265,966        | 1.00   | \$ 265,966        | 1.00   | \$ 273,944        | 1.00   | \$ 273,944        |
| <b>Total Non Capital Expenses</b>        |        | <b>\$ 300,644</b> |        | <b>\$ 300,644</b> |        | <b>\$ 309,663</b> |        | <b>\$ 309,663</b> |        | <b>\$ 318,953</b> |        | <b>\$ 318,953</b> |        | <b>\$ 328,521</b> |        | <b>\$ 328,521</b> |
| <b>Capital Expenses</b>                  |        |                   |        |                   |        |                   |        |                   |        |                   |        |                   |        |                   |        |                   |
| BT Access Vans                           | 0.17   | \$ 13,874         | 0.17   | \$ 13,874         | 0.17   | \$ 13,874         | 0.17   | \$ 13,874         | 0.17   | \$ 13,874         | 0.17   | \$ 13,874         | 0.00   | \$ -              | 0.00   | \$ -              |
| Ivy Tech/Part 48 Industrial Park Capital | 0.00   | \$ -              | 0.00   | \$ -              | 0.00   | \$ -              | 0.00   | \$ -              | 0.00   | \$ -              | 0.00   | \$ -              | 0.00   | \$ -              | 0.00   | \$ -              |
| S.Rogers/Fullerton Pk Capital Cost       | 0.33   | \$ 341,667        | 0.33   | \$ 341,667        | 0.33   | \$ 341,667        | 0.33   | \$ 341,667        | 0.33   | \$ 341,667        | 0.33   | \$ 341,667        | 0.00   | \$ -              | 0.00   | \$ -              |
| <b>Total Capital Expenses</b>            |        | <b>\$ 355,540</b> |        | <b>\$ 355,540</b> |        | <b>\$ 355,540</b> |        | <b>\$ 355,540</b> |        | <b>\$ 355,540</b> |        | <b>\$ 355,540</b> |        | <b>\$ -</b>       |        | <b>\$ -</b>       |
| <b>Total Non Cap/Capital Exp</b>         |        | <b>\$ 656,184</b> |        | <b>\$ 656,184</b> |        | <b>\$ 665,203</b> |        | <b>\$ 665,203</b> |        | <b>\$ 674,493</b> |        | <b>\$ 674,493</b> |        | <b>\$ 328,521</b> |        | <b>\$ 328,521</b> |

Note (1): Years 2, 3, and 4 assume a 3% increase due to cost of inflation.

Service to Ivy Tech/Part 48 Industrial Park

\* 60 minute frequency 256 days annually, 6 am to 7 pm, \$75.33/hour (Year 1 - 2022) operating cost

\* \$1,000,000 for one (1) new electric bus + \$25,000 for stops and shelters

Service to Monroe Hospital area

\* 60 minute frequency 256 days annually, 6 am to 7 pm, \$75.33/hour (Year 1 - 2022) operating cost for 2022

\* \$1,000,000 for one (1) new diesel bus + \$25,000 for stops and shelters

BT Access service

\* 30 additional daily trips, \$25.00/per trip cost x 256 days

\* \$160,000 capital cost (\$80,000 each) for two (2) new BT Access vehicles

**City of Bloomington - Annexation**

Projected Non-Capital & Capital Expenses  
 Utilities Department - Area 1B: South-West Bloomington Annexation Area  
 September 10, 2021

IF ONLY AREA 1B IS ANNEXED

| Expense Items                      | Year 1 |                   |        |                   | Year 2 |                   |        |                   | Year 3 |                   |        |                   | Year 4 |                   |        |                   |
|------------------------------------|--------|-------------------|--------|-------------------|--------|-------------------|--------|-------------------|--------|-------------------|--------|-------------------|--------|-------------------|--------|-------------------|
|                                    | Number | Minimum Costs     | Number | Maximum Costs     | Number | Minimum Costs     | Number | Maximum Costs     | Number | Minimum Costs     | Number | Maximum Costs     | Number | Minimum Costs     | Number | Maximum Costs     |
| <b>Non Capital Expenses</b>        |        |                   |        |                   |        |                   |        |                   |        |                   |        |                   |        |                   |        |                   |
| Stormwater Employees               | 1.56   | \$ 117,060        | 1.56   | \$ 117,060        | 1.56   | \$ 120,572        | 1.56   | \$ 120,572        | 1.56   | \$ 124,189        | 1.56   | \$ 124,189        | 1.56   | \$ 127,915        | 1.56   | \$ 127,915        |
| <b>Total Non Capital Expenses</b>  |        | <b>\$ 117,060</b> |        | <b>\$ 117,060</b> |        | <b>\$ 120,572</b> |        | <b>\$ 120,572</b> |        | <b>\$ 124,189</b> |        | <b>\$ 124,189</b> |        | <b>\$ 127,915</b> |        | <b>\$ 127,915</b> |
| <b>Capital Expenses</b>            |        |                   |        |                   |        |                   |        |                   |        |                   |        |                   |        |                   |        |                   |
| Service Truck, Dump Truck, Backhoe | 0.09   | \$ 16,215         | 0.09   | \$ 18,123         | 0.09   | \$ 16,215         | 0.09   | \$ 18,123         | 0.09   | \$ 16,215         | 0.09   | \$ 18,123         | 0.00   | \$ -              | 0.00   | \$ -              |
| Infrastructure                     | 0.09   | \$ 43,356         | 0.09   | \$ 86,711         | 0.09   | \$ 43,356         | 0.09   | \$ 86,711         | 0.09   | \$ 43,356         | 0.09   | \$ 86,711         | 0.00   | \$ -              | 0.00   | \$ -              |
| <b>Total Capital Expenses</b>      |        | <b>\$ 59,571</b>  |        | <b>\$ 104,834</b> |        | <b>\$ 59,571</b>  |        | <b>\$ 104,834</b> |        | <b>\$ 59,571</b>  |        | <b>\$ 104,834</b> |        | <b>\$ -</b>       |        | <b>\$ -</b>       |
| <b>Total Non Cap/Capital Exp</b>   |        | <b>\$ 176,631</b> |        | <b>\$ 221,894</b> |        | <b>\$ 180,142</b> |        | <b>\$ 225,406</b> |        | <b>\$ 183,760</b> |        | <b>\$ 229,023</b> |        | <b>\$ 127,915</b> |        | <b>\$ 127,915</b> |

Note (1): Non capital expenses for Years 2, 3, and 4 assume a 3% increase due to cost of inflation.

**City of Bloomington**

Revenue Projections - By Annexation Area  
September 10, 2021

| <b>AREA 1B - SOUTH-WEST ANNEXATION AREA - REVENUE PROJECTIONS</b> |                  |                     |                     |                     |                     |            |
|---|------------------|---------------------|---------------------|---------------------|---------------------|------------|
| REVENUE SOURCE  | ASSESSMENT YEAR  | PAY YEAR 1          | PAY YEAR 2          | PAY YEAR 3          | PAY YEAR 4          | PAY YEAR 5 |
|   | YEAR 1           | YEAR 2              | YEAR 3              | YEAR 4              | YEAR 5              |            |
| <b>Bloomington City Impacts</b>                                   |                  |                     |                     |                     |                     |            |
| Annexation Adjustment (Max Levy)                                  | \$ -             | \$ 2,155,458        | \$ 2,239,521        | \$ 2,326,862        | \$ 2,417,610        |            |
| CCD Rate Reestablishment  | \$ -             | \$ 143,983          | \$ 148,303          | \$ 152,752          | \$ 157,334          |            |
| Less: Property Tax Cap Credits                                    | \$ -             | \$ (148,248)        | \$ (154,029)        | \$ (160,037)        | \$ (166,278)        |            |
| <b>Equals: Subtotal - Net Property Tax</b>                        | <b>\$ -</b>      | <b>\$ 2,151,193</b> | <b>\$ 2,233,794</b> | <b>\$ 2,319,577</b> | <b>\$ 2,408,666</b> |            |
| <b>Plus Local Income Tax:</b>                                     |                  |                     |                     |                     |                     |            |
| LIT Certified Shares  | \$ -             | \$ -                | \$ 244,443          | \$ 306,438          | \$ 327,772          |            |
| LIT Public Safety   | \$ -             | \$ -                | \$ 111,910          | \$ 124,490          | \$ 128,225          |            |
| <b>Equals: Subtotal - Local Income Tax</b>                        | <b>\$ -</b>      | <b>\$ -</b>         | <b>\$ 356,353</b>   | <b>\$ 430,929</b>   | <b>\$ 455,997</b>   |            |
| <b>Plus - Highway/Related Revenue:</b>                            |                  |                     |                     |                     |                     |            |
| Motor Vehicle Highway Distribution                                | \$ -             | \$ 106,495          | \$ 106,495          | \$ 106,495          | \$ 106,495          |            |
| Local Road & Street Distribution                                  | \$ -             | \$ 62,408           | \$ 62,408           | \$ 62,408           | \$ 62,408           |            |
| Wheel Tax   | \$ -             | \$ 99,449           | \$ 99,449           | \$ 99,449           | \$ 99,449           |            |
| Motor Vehicle/Aircraft Excise Tax                                 | \$ -             | \$ 83,078           | \$ 86,318           | \$ 89,685           | \$ 93,182           |            |
| Commercial Vehicle Excise Tax (CVET)                              | \$ -             | \$ 5,759            | \$ 5,980            | \$ 6,209            | \$ 6,448            |            |
| <b>Equals: Subtotal - Highway/Related Revenue</b>                 | <b>\$ -</b>      | <b>\$ 357,189</b>   | <b>\$ 360,650</b>   | <b>\$ 364,246</b>   | <b>\$ 367,982</b>   |            |
| <b>Plus - Other Revenue:</b>                                      |                  |                     |                     |                     |                     |            |
| Financial Institutions Tax (FIT)                                  | \$ -             | \$ 21,287           | \$ 22,104           | \$ 22,953           | \$ 23,835           |            |
| ABC Excise Tax  | \$ -             | \$ 4,965            | \$ 5,159            | \$ 5,360            | \$ 5,569            |            |
| ABC Gallonage Tax   | \$ -             | \$ 11,106           | \$ 11,539           | \$ 11,989           | \$ 12,456           |            |
| Cigarette Tax   | \$ -             | \$ 12,600           | \$ 13,092           | \$ 13,602           | \$ 14,133           |            |
| Riverboat Wagering Distribution                                   | \$ -             | \$ 27,049           | \$ 27,049           | \$ 27,049           | \$ 27,049           |            |
| <b>Equals: Subtotal - Other Revenue</b>                           | <b>\$ -</b>      | <b>\$ 77,006</b>    | <b>\$ 78,942</b>    | <b>\$ 80,953</b>    | <b>\$ 83,041</b>    |            |
| <b>Total - City Impact Projections - Area 1B</b>                  | <b>\$ -</b>      | <b>\$ 2,585,389</b> | <b>\$ 3,029,739</b> | <b>\$ 3,195,705</b> | <b>\$ 3,315,687</b> |            |
| <b>Storm Water Impact - Storm Collection Fees</b>                 | <b>\$ 75,046</b> | <b>\$ 75,046</b>    | <b>\$ 75,046</b>    | <b>\$ 75,046</b>    | <b>\$ 75,046</b>    |            |
| <b>Bloomington Transit Impacts</b>                                |                  |                     |                     |                     |                     |            |
| Annexation Adjustment (Max Levy)                                  | \$ -             | \$ 108,012          | \$ 112,225          | \$ 116,602          | \$ 121,149          |            |
| Less: Property Tax Cap Credits                                    | \$ -             | \$ (7,521)          | \$ (7,815)          | \$ (8,120)          | \$ (8,436)          |            |
| <b>Equals: Subtotal - Net Property Tax</b>                        | <b>\$ -</b>      | <b>\$ 100,491</b>   | <b>\$ 104,410</b>   | <b>\$ 108,482</b>   | <b>\$ 112,713</b>   |            |
| <b>Plus: Other Revenue</b>  |                  |                     |                     |                     |                     |            |
| Financial Institutions Tax (FIT)                                  | \$ -             | \$ 1,085            | \$ 1,128            | \$ 1,171            | \$ 1,217            |            |
| Motor Vehicle/Aircraft Excise Tax                                 | \$ -             | \$ 4,235            | \$ 4,400            | \$ 4,572            | \$ 4,750            |            |
| Commercial Vehicle Excise Tax (CVET)                              | \$ -             | \$ 294              | \$ 305              | \$ 317              | \$ 329              |            |
| LIT Certified Shares  | \$ -             | \$ -                | \$ 10,440           | \$ 13,088           | \$ 13,999           |            |
| <b>Equals: Subtotal - Other Revenue</b>                           | <b>\$ -</b>      | <b>\$ 5,614</b>     | <b>\$ 16,273</b>    | <b>\$ 19,148</b>    | <b>\$ 20,296</b>    |            |
| <b>Total - Bloomington Transit Impacts</b>                        | <b>\$ -</b>      | <b>\$ 106,105</b>   | <b>\$ 120,683</b>   | <b>\$ 127,630</b>   | <b>\$ 133,009</b>   |            |
| <b>Grand Total - Area 1B Impacts</b>                              | <b>\$ 75,046</b> | <b>\$ 2,766,540</b> | <b>\$ 3,225,468</b> | <b>\$ 3,398,381</b> | <b>\$ 3,523,741</b> |            |



## City of Bloomington - Annexation

Revenues Over Costs

All Departments Combined - Area 1C: South-West Bloomington Annexation Area

September 10, 2021

Net unallocated revenue through the first three (3) years will be placed in an impoundment fund(s)  
Impoundment funds will be used to enhance services to the respective area

| Revenues Over Minimal Costs        | Pay Year 1  | Pay Year 2  | Pay Year 3  | Pay Year 4  |
|------------------------------------|-------------|-------------|-------------|-------------|
| Total Revenues                     | \$ 54,252   | \$ 63,436   | \$ 66,886   | \$ 69,382   |
| Less: Non Capital Costs            | \$ 30,018   | \$ 31,834   | \$ 32,382   | \$ 33,349   |
| Less: Capital Costs                | \$ 111,431  | \$ 113,661  | \$ 115,959  | \$ 81,233   |
| Equals: Revenue Over/(Under Costs) | \$ (87,197) | \$ (82,060) | \$ (81,455) | \$ (45,200) |
| Less: Impoundment Fund(s) Deposits | \$ -        | \$ -        | \$ -        | \$ -        |
| Equals: Net Revenue                | \$ (87,197) | \$ (82,060) | \$ (81,455) | \$ (45,200) |

| Revenues Over Maximum Costs        | Pay Year 1   | Pay Year 2   | Pay Year 3   | Pay Year 4  |
|------------------------------------|--------------|--------------|--------------|-------------|
| Total Revenues                     | \$ 54,252    | \$ 63,436    | \$ 66,886    | \$ 69,382   |
| Less: Non Capital Costs            | \$ 43,691    | \$ 45,528    | \$ 46,487    | \$ 47,877   |
| Less: Capital Costs                | \$ 144,460   | \$ 146,944   | \$ 149,502   | \$ 90,484   |
| Equals: Revenue Over/(Under Costs) | \$ (133,898) | \$ (129,036) | \$ (129,103) | \$ (68,979) |
| Less: Impoundment Fund(s) Deposits | \$ -         | \$ -         | \$ -         | \$ -        |
| Equals: Net Revenue                | \$ (133,898) | \$ (129,036) | \$ (129,103) | \$ (68,979) |

Note (1): The City intends to fund aggregate capital costs (all Annexation Areas) with debt issued from annexation revenue (no new taxes)

Note (2): Net revenue in areas 1A, 1B, 1C, 3, 4, and 5 will be placed in an impoundment fund(s)

| Revenues Over Minimal Costs with 5 Year DS | Pay Year 1 | Pay Year 2  | Pay Year 3  | Pay Year 4  |
|--|------------|-------------|-------------|-------------|
| Total Revenues                             | \$ 54,252  | \$ 63,436   | \$ 66,886   | \$ 69,382   |
| Less: Non Capital Costs                    | \$ 30,018  | \$ 31,834   | \$ 32,382   | \$ 33,349   |
| Less: Capital Costs                        | \$ -       | \$ 91,089   | \$ 91,089   | \$ 91,089   |
| Equals: Revenue Over/(Under Costs)         | \$ 24,235  | \$ (59,488) | \$ (56,586) | \$ (55,056) |
| Less: Impoundment Fund(s) Deposits         | \$ -       | \$ -        | \$ -        | \$ -        |
| Equals: Net Revenue                        | \$ 24,235  | \$ (59,488) | \$ (56,586) | \$ (55,056) |

| Revenues Over Minimal Costs with 10 Year DS | Pay Year 1 | Pay Year 2  | Pay Year 3  | Pay Year 4  |
|---|------------|-------------|-------------|-------------|
| Total Revenues                              | \$ 54,252  | \$ 63,436   | \$ 66,886   | \$ 69,382   |
| Less: Non Capital Costs                     | \$ 30,018  | \$ 31,834   | \$ 32,382   | \$ 33,349   |
| Less: Capital Costs                         | \$ -       | \$ 48,413   | \$ 48,413   | \$ 48,413   |
| Equals: Revenue Over/(Under Costs)          | \$ 24,235  | \$ (16,811) | \$ (13,909) | \$ (12,380) |
| Less: Impoundment Fund(s) Deposits          | \$ -       | \$ -        | \$ -        | \$ -        |
| Equals: Net Revenue                         | \$ 24,235  | \$ (16,811) | \$ (13,909) | \$ (12,380) |

## City of Bloomington - Annexation

Revenues Over Costs

All Departments Combined - Area 1C: South-West Bloomington Annexation Area

September 10, 2021

Net unallocated revenue through the first three (3) years will be placed in an impoundment fund(s)  
Impoundment funds will be used to enhance services to the respective area

| Revenues Over Maximum Costs with 5 Year DS | Pay Year 1 | Pay Year 2  | Pay Year 3  | Pay Year 4  |
|--|------------|-------------|-------------|-------------|
| Total Revenues                             | \$ 54,252  | \$ 63,436   | \$ 66,886   | \$ 69,382   |
| Less: Non Capital Costs                    | \$ 43,691  | \$ 45,528   | \$ 46,487   | \$ 47,877   |
| Less: Capital Costs                        | \$ -       | \$ 114,624  | \$ 114,624  | \$ 114,624  |
| Equals: Revenue Over/(Under Costs)         | \$ 10,562  | \$ (96,716) | \$ (94,225) | \$ (93,119) |
| Less: Impoundment Fund(s) Deposits         | \$ -       | \$ -        | \$ -        | \$ -        |
| Equals: Net Revenue                        | \$ 10,562  | \$ (96,716) | \$ (94,225) | \$ (93,119) |

| Revenues Over Maximum Costs with 10 Year DS | Pay Year 1 | Pay Year 2  | Pay Year 3  | Pay Year 4  |
|---|------------|-------------|-------------|-------------|
| Total Revenues                              | \$ 54,252  | \$ 63,436   | \$ 66,886   | \$ 69,382   |
| Less: Non Capital Costs                     | \$ 43,691  | \$ 45,528   | \$ 46,487   | \$ 47,877   |
| Less: Capital Costs                         | \$ -       | \$ 60,921   | \$ 60,921   | \$ 60,921   |
| Equals: Revenue Over/(Under Costs)          | \$ 10,562  | \$ (43,013) | \$ (40,522) | \$ (39,416) |
| Less: Impoundment Fund(s) Deposits          | \$ -       | \$ -        | \$ -        | \$ -        |
| Equals: Net Revenue                         | \$ 10,562  | \$ (43,013) | \$ (40,522) | \$ (39,416) |

| Revenues Over Maximum Costs with 20 Year DS | Pay Year 1 | Pay Year 2  | Pay Year 3  | Pay Year 4  |
|---|------------|-------------|-------------|-------------|
| Total Revenues                              | \$ 54,252  | \$ 63,436   | \$ 66,886   | \$ 69,382   |
| Less: Non Capital Costs                     | \$ 43,691  | \$ 45,528   | \$ 46,487   | \$ 47,877   |
| Less: Capital Costs                         | \$ -       | \$ 34,655   | \$ 34,655   | \$ 34,655   |
| Equals: Revenue Over/(Under Costs)          | \$ 10,562  | \$ (16,747) | \$ (14,256) | \$ (13,150) |
| Less: Impoundment Fund(s) Deposits          | \$ -       | \$ -        | \$ -        | \$ -        |
| Equals: Net Revenue                         | \$ 10,562  | \$ (16,747) | \$ (14,256) | \$ (13,150) |

## City of Bloomington - Annexation

Projected Non-Capital & Capital Expenses

All Departments Combined - Area 1C: South-West Bloomington Annexation Area

September 10, 2021

| Expense Items                     | Year 1        |               | Year 2        |               | Year 3        |               | Year 4        |               |
|-----------------------------------|---------------|---------------|---------------|---------------|---------------|---------------|---------------|---------------|
|                                   | Minimum Costs | Maximum Costs | Minimum Costs | Maximum Costs | Minimum Costs | Maximum Costs | Minimum Costs | Maximum Costs |
| <b>Total Non Capital Expenses</b> | \$ 30,018     | \$ 43,691     | \$ 31,834     | \$ 45,528     | \$ 32,382     | \$ 46,487     | \$ 33,349     | \$ 47,877     |
| <b>Total Capital Expenses</b>     | \$ 111,431    | \$ 144,460    | \$ 113,661    | \$ 146,944    | \$ 115,959    | \$ 149,502    | \$ 81,233     | \$ 90,484     |
| <b>Total Non Cap/Capital Exp</b>  | \$ 141,449    | \$ 188,150    | \$ 145,496    | \$ 192,472    | \$ 148,341    | \$ 195,989    | \$ 114,582    | \$ 138,361    |

**City of Bloomington**

Sources & Uses

September 10, 2021

**Minimum Capital Costs - 5 Year Bond**

**Sources**

|                      |                   |
|----------------------|-------------------|
| Bond Proceeds        | \$ 426,581        |
| <b>Total Sources</b> | <b>\$ 426,581</b> |

**Uses**

|                      |                   |
|----------------------|-------------------|
| Capital Projects     | \$ 422,284        |
| Issuance Costs       | \$ 7,179          |
| Misc.                | \$ 1,905          |
| Capitalized Interest | \$ -              |
| <b>Total Uses</b>    | <b>\$ 431,368</b> |

|                           |      |
|---------------------------|------|
| Interest Rate             | 2.0% |
| Payback Period (in Years) | 5    |

**PRELIMINARY AMORTIZATION SCHEDULE**

| PERIOD | PAYMENT      | INTEREST    | PRINCIPAL    | BALANCE       |
|--------|--------------|-------------|--------------|---------------|
| 1      | \$ 45,544.72 | \$ 4,265.81 | \$ 40,773.51 | \$ 385,807.62 |
| 2      | \$ 45,544.72 | \$ 3,858.08 | \$ 41,181.25 | \$ 344,626.37 |
| 3      | \$ 45,544.72 | \$ 3,446.26 | \$ 41,593.06 | \$ 303,033.32 |
| 4      | \$ 45,544.72 | \$ 3,030.33 | \$ 42,008.99 | \$ 261,024.33 |
| 5      | \$ 45,544.72 | \$ 2,610.24 | \$ 42,429.08 | \$ 218,595.25 |
| 6      | \$ 45,544.72 | \$ 2,185.95 | \$ 42,853.37 | \$ 175,741.88 |
| 7      | \$ 45,544.72 | \$ 1,757.42 | \$ 43,281.90 | \$ 132,459.98 |
| 8      | \$ 45,544.72 | \$ 1,324.60 | \$ 43,714.72 | \$ 88,745.26  |
| 9      | \$ 45,544.72 | \$ 887.45   | \$ 44,151.87 | \$ 44,593.39  |
| 10     | \$ 45,544.72 | \$ 445.93   | \$ 44,593.39 | \$ -          |

Note: Assumes two (2) payments per year (ex: 1st year would include PERIOD 1 and 2)

Note: Assumes payments will begin in 1st Pay Year (Year 2 of Annexation)

Note: All estimates shown are preliminary (actual results may vary and may be material)

**City of Bloomington**

Sources & Uses

September 10, 2021

**Maximum Capital Costs - 5 Year Bond**

**Sources**

|                      |                   |
|----------------------|-------------------|
| Bond Proceeds        | \$ 536,797        |
| <b>Total Sources</b> | <b>\$ 536,797</b> |

**Uses**

|                      |                   |
|----------------------|-------------------|
| Capital Projects     | \$ 531,390        |
| Issuance Costs       | \$ 9,034          |
| Misc.                | \$ 2,397          |
| Capitalized Interest | \$ -              |
| <b>Total Uses</b>    | <b>\$ 542,821</b> |

|                           |      |
|---------------------------|------|
| Interest Rate             | 2.0% |
| Payback Period (in Years) | 5    |

**PRELIMINARY AMORTIZATION SCHEDULE**

| PERIOD | PAYMENT      | INTEREST    | PRINCIPAL    | BALANCE       |
|--------|--------------|-------------|--------------|---------------|
| 1      | \$ 57,312.12 | \$ 5,367.97 | \$ 51,308.17 | \$ 485,488.82 |
| 2      | \$ 57,312.12 | \$ 4,854.89 | \$ 51,821.25 | \$ 433,667.57 |
| 3      | \$ 57,312.12 | \$ 4,336.68 | \$ 52,339.47 | \$ 381,328.10 |
| 4      | \$ 57,312.12 | \$ 3,813.28 | \$ 52,862.86 | \$ 328,465.24 |
| 5      | \$ 57,312.12 | \$ 3,284.65 | \$ 53,391.49 | \$ 275,073.75 |
| 6      | \$ 57,312.12 | \$ 2,750.74 | \$ 53,925.40 | \$ 221,148.35 |
| 7      | \$ 57,312.12 | \$ 2,211.48 | \$ 54,464.66 | \$ 166,683.69 |
| 8      | \$ 57,312.12 | \$ 1,666.84 | \$ 55,009.30 | \$ 111,674.39 |
| 9      | \$ 57,312.12 | \$ 1,116.74 | \$ 55,559.40 | \$ 56,114.99  |
| 10     | \$ 57,312.12 | \$ 561.15   | \$ 56,114.99 | \$ -          |

Note: Assumes two (2) payments per year (ex: 1st year would include PERIOD 1 and 2)

Note: Assumes payments will begin in 1st Pay Year (Year 2 of Annexation)

Note: All estimates shown are preliminary (actual results may vary and may be material)

**Minimum Capital Costs - 10 Year Bond**

**Sources**

|                      |                   |
|----------------------|-------------------|
| Bond Proceeds        | \$ 426,581        |
| <b>Total Sources</b> | <b>\$ 426,581</b> |

**Uses**

|                      |                   |
|----------------------|-------------------|
| Capital Projects     | \$ 422,284        |
| Issuance Costs       | \$ 7,179          |
| Misc.                | \$ 1,905          |
| Capitalized Interest | \$ -              |
| <b>Total Uses</b>    | <b>\$ 431,368</b> |

Interest Rate 2.25%  
Payback Period (in Years) 10

**PRELIMINARY AMORTIZATION SCHEDULE**

| PERIOD | PAYMENT      | INTEREST    | PRINCIPAL    | BALANCE       |
|--------|--------------|-------------|--------------|---------------|
| 1      | \$ 24,206.34 | \$ 4,799.04 | \$ 19,138.69 | \$ 407,442.44 |
| 2      | \$ 24,206.34 | \$ 4,583.73 | \$ 19,354.01 | \$ 388,088.43 |
| 3      | \$ 24,206.34 | \$ 4,365.99 | \$ 19,571.74 | \$ 368,516.69 |
| 4      | \$ 24,206.34 | \$ 4,145.81 | \$ 19,791.92 | \$ 348,724.77 |
| 5      | \$ 24,206.34 | \$ 3,923.15 | \$ 20,014.58 | \$ 328,710.19 |
| 6      | \$ 24,206.34 | \$ 3,697.99 | \$ 20,239.74 | \$ 308,470.45 |
| 7      | \$ 24,206.34 | \$ 3,470.29 | \$ 20,467.44 | \$ 288,003.01 |
| 8      | \$ 24,206.34 | \$ 3,240.03 | \$ 20,697.70 | \$ 267,305.31 |
| 9      | \$ 24,206.34 | \$ 3,007.18 | \$ 20,930.55 | \$ 246,374.76 |
| 10     | \$ 24,206.34 | \$ 2,771.72 | \$ 21,166.02 | \$ 225,208.75 |
| 11     | \$ 24,206.34 | \$ 2,533.60 | \$ 21,404.13 | \$ 203,804.61 |
| 12     | \$ 24,206.34 | \$ 2,292.80 | \$ 21,644.93 | \$ 182,159.68 |
| 13     | \$ 24,206.34 | \$ 2,049.30 | \$ 21,888.44 | \$ 160,271.25 |
| 14     | \$ 24,206.34 | \$ 1,803.05 | \$ 22,134.68 | \$ 138,136.57 |
| 15     | \$ 24,206.34 | \$ 1,554.04 | \$ 22,383.70 | \$ 115,752.87 |
| 16     | \$ 24,206.34 | \$ 1,302.22 | \$ 22,635.51 | \$ 93,117.36  |
| 17     | \$ 24,206.34 | \$ 1,047.57 | \$ 22,890.16 | \$ 70,227.19  |
| 18     | \$ 24,206.34 | \$ 790.06   | \$ 23,147.68 | \$ 47,079.52  |
| 19     | \$ 24,206.34 | \$ 529.64   | \$ 23,408.09 | \$ 23,671.43  |
| 20     | \$ 24,206.34 | \$ 266.30   | \$ 23,671.43 | \$ -          |

Note: Assumes two (2) payments per year (ex: 1st year would include PERIOD 1 and 2)

Note: Assumes payments will begin in 1st Pay Year (Year 2 of Annexation)

Note: All estimates shown are preliminary (actual results may vary and may be material)

**City of Bloomington**  
Sources & Uses  
September 10, 2021

**Maximum Capital Costs - 10 Year Bond**

**Sources**

|                      |                   |
|----------------------|-------------------|
| Bond Proceeds        | \$ 536,797        |
| <b>Total Sources</b> | <b>\$ 536,797</b> |

**Uses**

|                      |                   |
|----------------------|-------------------|
| Capital Projects     | \$ 531,390        |
| Issuance Costs       | \$ 9,034          |
| Misc.                | \$ 2,397          |
| Capitalized Interest | \$ -              |
| <b>Total Uses</b>    | <b>\$ 542,821</b> |

Interest Rate 2.25%  
Payback Period (in Years) 10

**PRELIMINARY AMORTIZATION SCHEDULE**

| PERIOD | PAYMENT      | INTEREST    | PRINCIPAL    | BALANCE       |
|--------|--------------|-------------|--------------|---------------|
| 1      | \$ 30,460.54 | \$ 6,038.97 | \$ 24,083.56 | \$ 512,713.43 |
| 2      | \$ 30,460.54 | \$ 5,768.03 | \$ 24,354.50 | \$ 488,358.92 |
| 3      | \$ 30,460.54 | \$ 5,494.04 | \$ 24,628.49 | \$ 463,730.43 |
| 4      | \$ 30,460.54 | \$ 5,216.97 | \$ 24,905.56 | \$ 438,824.87 |
| 5      | \$ 30,460.54 | \$ 4,936.78 | \$ 25,185.75 | \$ 413,639.12 |
| 6      | \$ 30,460.54 | \$ 4,653.44 | \$ 25,469.09 | \$ 388,170.03 |
| 7      | \$ 30,460.54 | \$ 4,366.91 | \$ 25,755.62 | \$ 362,414.41 |
| 8      | \$ 30,460.54 | \$ 4,077.16 | \$ 26,045.37 | \$ 336,369.04 |
| 9      | \$ 30,460.54 | \$ 3,784.15 | \$ 26,338.38 | \$ 310,030.67 |
| 10     | \$ 30,460.54 | \$ 3,487.84 | \$ 26,634.68 | \$ 283,395.98 |
| 11     | \$ 30,460.54 | \$ 3,188.20 | \$ 26,934.33 | \$ 256,461.66 |
| 12     | \$ 30,460.54 | \$ 2,885.19 | \$ 27,237.34 | \$ 229,224.32 |
| 13     | \$ 30,460.54 | \$ 2,578.77 | \$ 27,543.76 | \$ 201,680.56 |
| 14     | \$ 30,460.54 | \$ 2,268.91 | \$ 27,853.62 | \$ 173,826.94 |
| 15     | \$ 30,460.54 | \$ 1,955.55 | \$ 28,166.98 | \$ 145,659.96 |
| 16     | \$ 30,460.54 | \$ 1,638.67 | \$ 28,483.86 | \$ 117,176.11 |
| 17     | \$ 30,460.54 | \$ 1,318.23 | \$ 28,804.30 | \$ 88,371.81  |
| 18     | \$ 30,460.54 | \$ 994.18   | \$ 29,128.35 | \$ 59,243.46  |
| 19     | \$ 30,460.54 | \$ 666.49   | \$ 29,456.04 | \$ 29,787.42  |
| 20     | \$ 30,460.54 | \$ 335.11   | \$ 29,787.42 | \$ -          |

Note: Assumes two (2) payments per year (ex: 1st year would include PERIOD 1 and 2)

Note: Assumes payments will begin in 1st Pay Year (Year 2 of Annexation)

Note: All estimates shown are preliminary (actual results may vary and may be material)

**Maximum Capital Costs - 20 Year Bond**

**Sources**

|                      |                   |
|----------------------|-------------------|
| Bond Proceeds        | \$ 536,797        |
| <b>Total Sources</b> | <b>\$ 536,797</b> |

**Uses**

|                      |                   |
|----------------------|-------------------|
| Capital Projects     | \$ 531,390        |
| Issuance Costs       | \$ 9,034          |
| Misc.                | \$ 2,397          |
| Capitalized Interest | \$ -              |
| <b>Total Uses</b>    | <b>\$ 542,821</b> |

Interest Rate 2.5%  
Payback Period (in Years) 20

**PRELIMINARY AMORTIZATION SCHEDULE**

| PERIOD | PAYMENT      | INTEREST    | PRINCIPAL    | BALANCE       |
|--------|--------------|-------------|--------------|---------------|
| 1      | \$ 17,327.60 | \$ 6,709.96 | \$ 10,425.36 | \$ 526,371.63 |
| 2      | \$ 17,327.60 | \$ 6,579.65 | \$ 10,555.67 | \$ 515,815.96 |
| 3      | \$ 17,327.60 | \$ 6,447.70 | \$ 10,687.62 | \$ 505,128.34 |
| 4      | \$ 17,327.60 | \$ 6,314.10 | \$ 10,821.21 | \$ 494,307.13 |
| 5      | \$ 17,327.60 | \$ 6,178.84 | \$ 10,956.48 | \$ 483,350.65 |
| 6      | \$ 17,327.60 | \$ 6,041.88 | \$ 11,093.44 | \$ 472,257.21 |
| 7      | \$ 17,327.60 | \$ 5,903.22 | \$ 11,232.10 | \$ 461,025.11 |
| 8      | \$ 17,327.60 | \$ 5,762.81 | \$ 11,372.51 | \$ 449,652.60 |
| 9      | \$ 17,327.60 | \$ 5,620.66 | \$ 11,514.66 | \$ 438,137.94 |
| 10     | \$ 17,327.60 | \$ 5,476.72 | \$ 11,658.59 | \$ 426,479.35 |
| 11     | \$ 17,327.60 | \$ 5,330.99 | \$ 11,804.33 | \$ 414,675.02 |
| 12     | \$ 17,327.60 | \$ 5,183.44 | \$ 11,951.88 | \$ 402,723.14 |
| 13     | \$ 17,327.60 | \$ 5,034.04 | \$ 12,101.28 | \$ 390,621.86 |
| 14     | \$ 17,327.60 | \$ 4,882.77 | \$ 12,252.55 | \$ 378,369.31 |
| 15     | \$ 17,327.60 | \$ 4,729.62 | \$ 12,405.70 | \$ 365,963.61 |
| 16     | \$ 17,327.60 | \$ 4,574.55 | \$ 12,560.77 | \$ 353,402.84 |
| 17     | \$ 17,327.60 | \$ 4,417.54 | \$ 12,717.78 | \$ 340,685.05 |
| 18     | \$ 17,327.60 | \$ 4,258.56 | \$ 12,876.76 | \$ 327,808.30 |
| 19     | \$ 17,327.60 | \$ 4,097.60 | \$ 13,037.72 | \$ 314,770.58 |
| 20     | \$ 17,327.60 | \$ 3,934.63 | \$ 13,200.69 | \$ 301,569.90 |
| 21     | \$ 17,327.60 | \$ 3,769.62 | \$ 13,365.70 | \$ 288,204.20 |
| 22     | \$ 17,327.60 | \$ 3,602.55 | \$ 13,532.77 | \$ 274,671.43 |
| 23     | \$ 17,327.60 | \$ 3,433.39 | \$ 13,701.93 | \$ 260,969.51 |
| 24     | \$ 17,327.60 | \$ 3,262.12 | \$ 13,873.20 | \$ 247,096.31 |
| 25     | \$ 17,327.60 | \$ 3,088.70 | \$ 14,046.62 | \$ 233,049.69 |
| 26     | \$ 17,327.60 | \$ 2,913.12 | \$ 14,222.20 | \$ 218,827.49 |
| 27     | \$ 17,327.60 | \$ 2,735.34 | \$ 14,399.98 | \$ 204,427.52 |
| 28     | \$ 17,327.60 | \$ 2,555.34 | \$ 14,579.97 | \$ 189,847.54 |
| 29     | \$ 17,327.60 | \$ 2,373.09 | \$ 14,762.22 | \$ 175,085.32 |
| 30     | \$ 17,327.60 | \$ 2,188.57 | \$ 14,946.75 | \$ 160,138.57 |
| 31     | \$ 17,327.60 | \$ 2,001.73 | \$ 15,133.59 | \$ 145,004.98 |
| 32     | \$ 17,327.60 | \$ 1,812.56 | \$ 15,322.76 | \$ 129,682.22 |
| 33     | \$ 17,327.60 | \$ 1,621.03 | \$ 15,514.29 | \$ 114,167.93 |
| 34     | \$ 17,327.60 | \$ 1,427.10 | \$ 15,708.22 | \$ 98,459.71  |
| 35     | \$ 17,327.60 | \$ 1,230.75 | \$ 15,904.57 | \$ 82,555.14  |
| 36     | \$ 17,327.60 | \$ 1,031.94 | \$ 16,103.38 | \$ 66,451.76  |
| 37     | \$ 17,327.60 | \$ 830.65   | \$ 16,304.67 | \$ 50,147.09  |
| 38     | \$ 17,327.60 | \$ 626.84   | \$ 16,508.48 | \$ 33,638.61  |
| 39     | \$ 17,327.60 | \$ 420.48   | \$ 16,714.84 | \$ 16,923.77  |
| 40     | \$ 17,327.60 | \$ 211.55   | \$ 16,923.77 | \$ (0.00)     |

Note: Assumes two (2) payments per year (ex: 1st year would include PERIOD 1 and 2)

Note: Assumes payments will begin in 1st Pay Year (Year 2 of Annexation)

Note: All estimates shown are preliminary (actual results may vary and may be material)



**City of Bloomington - Annexation**

Projected Non-Capital & Capital Expenses

City Clerk Department - Area 1C: South-West Bloomington Annexation Area

September 10, 2021

**IF ONLY AREA 1C IS ANNEXED**

| Expense Items                     | Year 1 |               | Year 2 |               | Year 3 |               | Year 4 |               |
|-----------------------------------|--------|---------------|--------|---------------|--------|---------------|--------|---------------|
|                                   | Number | Minimum Costs | Number | Maximum Costs | Number | Minimum Costs | Number | Maximum Costs |
| <b>Non Capital Expenses</b>       |        |               |        |               |        |               |        |               |
|                                   |        |               |        |               |        |               |        |               |
| <b>Total Non Capital Expenses</b> |        | \$ -          |        | \$ -          |        | \$ -          |        | \$ -          |
| <b>Capital Expenses</b>           |        |               |        |               |        |               |        |               |
|                                   |        |               |        |               |        |               |        |               |
| <b>Total Capital Expenses</b>     |        | \$ -          |        | \$ -          |        | \$ -          |        | \$ -          |
| <b>Total Non Cap/Capital Exp</b>  |        | \$ -          |        | \$ -          |        | \$ -          |        | \$ -          |

**City of Bloomington - Annexation**

Projected Non-Capital & Capital Expenses

Community & Family Resources Department - Area 1C: South-West Bloomington Annexation Area

September 10, 2021

**IF ONLY AREA 1C IS ANNEXED**

| Expense Items                     | Year 1 |               |        |               | Year 2 |               |        |               | Year 3 |               |        |               | Year 4 |               |        |               |
|-----------------------------------|--------|---------------|--------|---------------|--------|---------------|--------|---------------|--------|---------------|--------|---------------|--------|---------------|--------|---------------|
|                                   | Number | Minimum Costs | Number | Maximum Costs | Number | Minimum Costs | Number | Maximum Costs | Number | Minimum Costs | Number | Maximum Costs | Number | Minimum Costs | Number | Maximum Costs |
| <b>Non Capital Expenses</b>       |        |               |        |               |        |               |        |               |        |               |        |               |        |               |        |               |
| New Employees                     | 0.01   | \$ 313        | 0.01   | \$ 313        | 0.01   | \$ 322        | 0.01   | \$ 322        | 0.01   | \$ 332        | 0.01   | \$ 332        | 0.01   | \$ 342        | 0.01   | \$ 342        |
| Marketing                         | 0.01   | \$ 42         | 0.01   | \$ 42         | 0.01   | \$ 43         | 0.01   | \$ 43         | 0.01   | \$ 44         | 0.01   | \$ 44         | 0.01   | \$ 46         | 0.01   | \$ 46         |
| New Program Development           | 0.01   | \$ 130        | 0.01   | \$ 130        | 0.01   | \$ 134        | 0.01   | \$ 134        | 0.01   | \$ 138        | 0.01   | \$ 138        | 0.01   | \$ 142        | 0.01   | \$ 142        |
| <b>Total Non Capital Expenses</b> |        | <b>\$ 485</b> |        | <b>\$ 485</b> |        | <b>\$ 499</b> |        | <b>\$ 499</b> |        | <b>\$ 514</b> |        | <b>\$ 514</b> |        | <b>\$ 530</b> |        | <b>\$ 530</b> |
| <b>Capital Expenses</b>           |        |               |        |               |        |               |        |               |        |               |        |               |        |               |        |               |
|                                   |        |               |        |               |        |               |        |               |        |               |        |               |        |               |        |               |
| <b>Total Capital Expenses</b>     |        | <b>\$ -</b>   |        | <b>\$ -</b>   |        | <b>\$ -</b>   |        | <b>\$ -</b>   |        | <b>\$ -</b>   |        | <b>\$ -</b>   |        | <b>\$ -</b>   |        | <b>\$ -</b>   |
| <b>Total Non Cap/Capital Exp</b>  |        | <b>\$ 485</b> |        | <b>\$ 485</b> |        | <b>\$ 499</b> |        | <b>\$ 499</b> |        | <b>\$ 514</b> |        | <b>\$ 514</b> |        | <b>\$ 530</b> |        | <b>\$ 530</b> |

Note (1): Years 2, 3, and 4 assume a 3% increase due to cost of inflation.

**City of Bloomington - Annexation**

Projected Non-Capital & Capital Expenses  
 Controller Department - Area 1C: South-West Bloomington Annexation Area  
 September 10, 2021

IF ONLY AREA 1C IS ANNEXED

| Expense Items                     | Year 1 |               |        |               | Year 2 |               |        |               | Year 3 |               |        |               | Year 4 |               |        |               |
|-----------------------------------|--------|---------------|--------|---------------|--------|---------------|--------|---------------|--------|---------------|--------|---------------|--------|---------------|--------|---------------|
|                                   | Number | Minimum Costs | Number | Maximum Costs | Number | Minimum Costs | Number | Maximum Costs | Number | Minimum Costs | Number | Maximum Costs | Number | Minimum Costs | Number | Maximum Costs |
| <b>Non Capital Expenses</b>       |        |               |        |               |        |               |        |               |        |               |        |               |        |               |        |               |
| New Employees                     |        |               | 0.01   | \$ 465        |        |               | 0.01   | \$ 479        |        |               | 0.01   | \$ 494        |        |               | 0.01   | \$ 508        |
| Supplies                          |        |               | 0.01   | \$ 6          |        |               | 0.01   | \$ 6          |        |               | 0.01   | \$ 7          |        |               | 0.01   | \$ 7          |
| <b>Total Non Capital Expenses</b> |        | \$ -          |        | \$ 471        |        | \$ -          |        | \$ 486        |        | \$ -          |        | \$ 500        |        | \$ -          |        | \$ 515        |
| <b>Capital Expenses</b>           |        |               |        |               |        |               |        |               |        |               |        |               |        |               |        |               |
|                                   |        |               |        |               |        |               |        |               |        |               |        |               |        |               |        |               |
| <b>Total Capital Expenses</b>     |        | \$ -          |        | \$ -          |        | \$ -          |        | \$ -          |        | \$ -          |        | \$ -          |        | \$ -          |        | \$ -          |
| <b>Total Non Cap/Capital Exp</b>  |        | \$ -          |        | \$ 471        |        | \$ -          |        | \$ 486        |        | \$ -          |        | \$ 500        |        | \$ -          |        | \$ 515        |

Note (1): Years 2, 3, and 4 assume a 3% increase due to cost of inflation.

**City of Bloomington - Annexation**

Projected Non-Capital & Capital Expenses

Council Department - Area 1C: South-West Bloomington Annexation Area

September 10, 2021

IF ONLY AREA 1C IS ANNEXED

| Expense Items                     | Year 1 |               |        |               | Year 2 |               |        |               | Year 3 |               |        |               | Year 4 |               |        |               |
|-----------------------------------|--------|---------------|--------|---------------|--------|---------------|--------|---------------|--------|---------------|--------|---------------|--------|---------------|--------|---------------|
|                                   | Number | Minimum Costs | Number | Maximum Costs | Number | Minimum Costs | Number | Maximum Costs | Number | Minimum Costs | Number | Maximum Costs | Number | Minimum Costs | Number | Maximum Costs |
| <b>Non Capital Expenses</b>       |        |               |        |               |        |               |        |               |        |               |        |               |        |               |        |               |
| <b>Total Non Capital Expenses</b> |        | \$ -          |        | \$ -          |        | \$ -          |        | \$ -          |        | \$ -          |        | \$ -          |        | \$ -          |        | \$ -          |
| <b>Capital Expenses</b>           |        |               |        |               |        |               |        |               |        |               |        |               |        |               |        |               |
| <b>Total Capital Expenses</b>     |        | \$ -          |        | \$ -          |        | \$ -          |        | \$ -          |        | \$ -          |        | \$ -          |        | \$ -          |        | \$ -          |
| <b>Total Non Cap/Capital Exp</b>  |        | \$ -          |        | \$ -          |        | \$ -          |        | \$ -          |        | \$ -          |        | \$ -          |        | \$ -          |        | \$ -          |

**City of Bloomington - Annexation**

Projected Non-Capital & Capital Expenses

ESD Department - Area 1C: South-West Bloomington Annexation Area

September 10, 2021

**IF ONLY AREA 1C IS ANNEXED**

| Expense Items                          | Year 1 |               |        |               | Year 2 |               |        |               | Year 3 |               |        |               | Year 4 |               |        |               |
|--|--------|---------------|--------|---------------|--------|---------------|--------|---------------|--------|---------------|--------|---------------|--------|---------------|--------|---------------|
|  | Number | Minimum Costs | Number | Maximum Costs | Number | Minimum Costs | Number | Maximum Costs | Number | Minimum Costs | Number | Maximum Costs | Number | Minimum Costs | Number | Maximum Costs |
| <b>Non Capital Expenses</b>            |        |               |        |               |        |               |        |               |        |               |        |               |        |               |        |               |
| Labor Support \$160k - \$75k x 2 Years | 0.01   | \$ 391        | 0.01   | \$ 391        | 0.01   | \$ 391        | 0.01   | \$ 391        | -      | -             | -      | -             | -      | -             | -      | -             |
| <b>Total Non Capital Expenses</b>      |        | <b>\$ 391</b> |        | <b>\$ 391</b> |        | <b>\$ 391</b> |        | <b>\$ 391</b> |        | <b>\$ -</b>   |        | <b>\$ -</b>   |        | <b>\$ -</b>   |        | <b>\$ -</b>   |
| <b>Capital Expenses</b>                |        |               |        |               |        |               |        |               |        |               |        |               |        |               |        |               |
|  |        |               |        |               |        |               |        |               |        |               |        |               |        |               |        |               |
| <b>Total Capital Expenses</b>          |        | <b>\$ -</b>   |        | <b>\$ -</b>   |        | <b>\$ -</b>   |        | <b>\$ -</b>   |        | <b>\$ -</b>   |        | <b>\$ -</b>   |        | <b>\$ -</b>   |        | <b>\$ -</b>   |
| <b>Total Non Cap/Capital Exp</b>       |        | <b>\$ 391</b> |        | <b>\$ 391</b> |        | <b>\$ 391</b> |        | <b>\$ 391</b> |        | <b>\$ -</b>   |        | <b>\$ -</b>   |        | <b>\$ -</b>   |        | <b>\$ -</b>   |

Note (1): Non capital expenses for Years 2, 3, and 4 assume a 3% increase due to cost of inflation.

**City of Bloomington - Annexation**

Projected Non-Capital & Capital Expenses

Engineering Department - Area 1C: South-West Bloomington Annexation Area

September 10, 2021

IF ONLY AREA 1C IS ANNEXED

| Expense Items                     | Year 1 |                 |        |                 | Year 2 |                 |        |                 | Year 3 |                 |        |                 | Year 4 |               |        |               |
|-----------------------------------|--------|-----------------|--------|-----------------|--------|-----------------|--------|-----------------|--------|-----------------|--------|-----------------|--------|---------------|--------|---------------|
|                                   | Number | Minimum Costs   | Number | Maximum Costs   | Number | Minimum Costs   | Number | Maximum Costs   | Number | Minimum Costs   | Number | Maximum Costs   | Number | Minimum Costs | Number | Maximum Costs |
| <b>Non Capital Expenses</b>       |        |                 |        |                 |        |                 |        |                 |        |                 |        |                 |        |               |        |               |
| New Project Manager               | 0.00   | \$ 261          | 0.01   | \$ 282          | 0.00   | \$ 269          | 0.01   | \$ 290          | 0.00   | \$ 277          | 0.01   | \$ 299          | 0.00   | \$ 285        | 0.01   | \$ 308        |
| New Engineering Field Specialist  | 0.00   | \$ 250          | 0.01   | \$ 271          | 0.00   | \$ 258          | 0.01   | \$ 279          | 0.00   | \$ 266          | 0.01   | \$ 288          | 0.00   | \$ 273        | 0.01   | \$ 296        |
| Supplies                          | 0.01   | \$ 34           | 0.01   | \$ 34           | 0.01   | \$ 35           | 0.01   | \$ 35           | 0.01   | \$ 36           | 0.01   | \$ 36           | 0.01   | \$ 37         | 0.01   | \$ 37         |
| Travel, Dues & Instructions       | 0.01   | \$ 8            | 0.01   | \$ 8            | 0.01   | \$ 8            | 0.01   | \$ 8            | 0.01   | \$ 8            | 0.01   | \$ 8            | 0.01   | \$ 9          | 0.01   | \$ 9          |
| <b>Total Non Capital Expenses</b> |        | <b>\$ 553</b>   |        | <b>\$ 594</b>   |        | <b>\$ 569</b>   |        | <b>\$ 612</b>   |        | <b>\$ 586</b>   |        | <b>\$ 631</b>   |        | <b>\$ 604</b> |        | <b>\$ 650</b> |
| <b>Capital Expenses</b>           |        |                 |        |                 |        |                 |        |                 |        |                 |        |                 |        |               |        |               |
| Trucks                            | 0.01   | \$ 174          | 0.01   | \$ 174          | 0.01   | \$ 174          | 0.01   | \$ 174          | 0.01   | \$ 174          | 0.01   | \$ 174          | 0.00   | \$ -          | 0.00   | \$ -          |
| Phones/Tablets                    | 0.01   | \$ 3            | 0.01   | \$ 3            | 0.01   | \$ 3            | 0.01   | \$ 3            | 0.01   | \$ 3            | 0.01   | \$ 3            | 0.00   | \$ -          | 0.00   | \$ -          |
| Work Space Expansion              | 0.00   | \$ 174          | 0.01   | \$ 348          | 0.00   | \$ 174          | 0.01   | \$ 348          | 0.00   | \$ 174          | 0.01   | \$ 348          | 0.00   | \$ -          | 0.00   | \$ -          |
| Engineering Projects              | 0.00   | \$ 2,955        | 0.00   | \$ 2,955        | 0.00   | \$ 2,955        | 0.00   | \$ 2,955        | 0.00   | \$ 2,955        | 0.00   | \$ 2,955        | 0.00   | \$ -          | 0.00   | \$ -          |
| <b>Total Capital Expenses</b>     |        | <b>\$ 3,306</b> |        | <b>\$ 3,480</b> |        | <b>\$ 3,306</b> |        | <b>\$ 3,480</b> |        | <b>\$ 3,306</b> |        | <b>\$ 3,480</b> |        | <b>\$ -</b>   |        | <b>\$ -</b>   |
| <b>Total Non Cap/Capital Exp</b>  |        | <b>\$ 3,859</b> |        | <b>\$ 4,074</b> |        | <b>\$ 3,875</b> |        | <b>\$ 4,092</b> |        | <b>\$ 3,892</b> |        | <b>\$ 4,110</b> |        | <b>\$ 604</b> |        | <b>\$ 650</b> |

Note (1): Non capital expenses for Years 2, 3, and 4 assume a 3% increase due to cost of inflation.

**City of Bloomington - Annexation**

Projected Non-Capital & Capital Expenses

Fire Department - Area 1C: South-West Bloomington Annexation Area

September 10, 2021

**IF ONLY AREA 1C IS ANNEXED**

| Expense Items                     | Year 1 |               |        |               | Year 2 |               |        |               | Year 3 |               |        |               | Year 4 |               |        |               |
|-----------------------------------|--------|---------------|--------|---------------|--------|---------------|--------|---------------|--------|---------------|--------|---------------|--------|---------------|--------|---------------|
|                                   | Number | Minimum Costs | Number | Maximum Costs | Number | Minimum Costs | Number | Maximum Costs | Number | Minimum Costs | Number | Maximum Costs | Number | Minimum Costs | Number | Maximum Costs |
| <b>Non Capital Expenses</b>       |        |               |        |               |        |               |        |               |        |               |        |               |        |               |        |               |
| Captains                          | 0.00   | \$ -          | 0.00   | \$ -          | 0.00   | \$ -          | 0.00   | \$ -          | 0.00   | \$ -          | 0.00   | \$ -          | 0.00   | \$ -          | 0.00   | \$ -          |
| Chauffeurs                        | 0.00   | \$ -          | 0.00   | \$ -          | 0.00   | \$ -          | 0.00   | \$ -          | 0.00   | \$ -          | 0.00   | \$ -          | 0.00   | \$ -          | 0.00   | \$ -          |
| Firefighters                      | 0.00   | \$ -          | 0.00   | \$ -          | 0.00   | \$ -          | 0.00   | \$ -          | 0.00   | \$ -          | 0.00   | \$ -          | 0.00   | \$ -          | 0.00   | \$ -          |
| Deputy Fire Marshal               | 0.00   | \$ -          | 0.00   | \$ -          | 0.00   | \$ -          | 0.00   | \$ -          | 0.00   | \$ -          | 0.00   | \$ -          | 0.00   | \$ -          | 0.00   | \$ -          |
| Apparatus Operating Maintenance   | 0.00   | \$ -          | 0.00   | \$ -          | 0.00   | \$ -          | 0.00   | \$ -          | 0.00   | \$ -          | 0.00   | \$ -          | 0.00   | \$ -          | 0.00   | \$ -          |
| Fire Station Annual Maintenance   | 0.00   | \$ -          | 0.00   | \$ -          | 0.00   | \$ -          | 0.00   | \$ -          | 0.00   | \$ -          | 0.00   | \$ -          | 0.00   | \$ -          | 0.00   | \$ -          |
| <b>Total Non Capital Expenses</b> |        | \$ -          |        | \$ -          |        | \$ -          |        | \$ -          |        | \$ -          |        | \$ -          |        | \$ -          |        | \$ -          |
| <b>Capital Expenses</b>           |        |               |        |               |        |               |        |               |        |               |        |               |        |               |        |               |
| Station Upgrade                   | 0.00   | \$ -          | 0.00   | \$ -          |        |               |        |               |        |               |        |               |        |               |        |               |
| Fire Engine Pumper                | 0.00   | \$ -          | 0.00   | \$ -          |        |               |        |               |        |               |        |               |        |               |        |               |
| SCBA Inventory                    | 0.00   | \$ -          | 0.00   | \$ -          |        |               |        |               |        |               |        |               |        |               |        |               |
| Personal Protective Equipment     | 0.00   | \$ -          | 0.00   | \$ -          |        |               |        |               |        |               |        |               |        |               |        |               |
| Office Reconfiguration/Furniture  | 0.00   | \$ -          | 0.00   | \$ -          |        |               |        |               |        |               |        |               |        |               |        |               |
| Communication Equipment           | 0.00   | \$ -          | 0.00   | \$ -          |        |               |        |               |        |               |        |               |        |               |        |               |
| <b>Total Capital Expenses</b>     |        | \$ -          |        | \$ -          |        | \$ -          |        | \$ -          |        | \$ -          |        | \$ -          |        | \$ -          |        | \$ -          |
| <b>Total Non Cap/Capital Exp</b>  |        | \$ -          |        | \$ -          |        | \$ -          |        | \$ -          |        | \$ -          |        | \$ -          |        | \$ -          |        | \$ -          |

Note (1): Based on supplying fire protection to Richland and Salt Creek Townships.

**City of Bloomington - Annexation**

Projected Non-Capital & Capital Expenses

HAND Department - Area 1C: South-West Bloomington Annexation Area

September 10, 2021

IF ONLY AREA 1C IS ANNEXED

| Expense Items                         | Year 1 |               |        |               | Year 2 |               |        |               | Year 3 |               |        |               | Year 4 |               |        |               |
|---------------------------------------|--------|---------------|--------|---------------|--------|---------------|--------|---------------|--------|---------------|--------|---------------|--------|---------------|--------|---------------|
|                                       | Number | Minimum Costs | Number | Maximum Costs | Number | Minimum Costs | Number | Maximum Costs | Number | Minimum Costs | Number | Maximum Costs | Number | Minimum Costs | Number | Maximum Costs |
| <b>Non Capital Expenses</b>           |        |               |        |               |        |               |        |               |        |               |        |               |        |               |        |               |
| Neighborhood Compliance Officer (NCO) | 0      | \$ -          | 0      | \$ -          | 0      | \$ -          | 0      | \$ -          | 0      | \$ -          | 0      | \$ -          | 0      | \$ -          | 0      | \$ -          |
| Administrative Assistant              | 0.01   | \$ 179        | 0.01   | \$ 357        | 0.01   | \$ 184        | 0.01   | \$ 368        | 0.01   | \$ 190        | 0.01   | \$ 379        | 0.01   | \$ 195        | 0.01   | \$ 390        |
| Supplies/Other                        | 0.01   | \$ 16         | 0.01   | \$ 26         | 0.01   | \$ 16         | 0.01   | \$ 27         | 0.01   | \$ 17         | 0.01   | \$ 28         | 0.01   | \$ 17         | 0.01   | \$ 28         |
| NCO Inspection Tools                  | 0      | \$ -          | 0      | \$ -          |        |               |        |               |        |               |        |               |        |               |        |               |
| <b>Total Non Capital Expenses</b>     |        | <b>\$ 194</b> |        | <b>\$ 383</b> |        | <b>\$ 200</b> |        | <b>\$ 395</b> |        | <b>\$ 206</b> |        | <b>\$ 407</b> |        | <b>\$ 212</b> |        | <b>\$ 419</b> |
| <b>Capital Expenses</b>               |        |               |        |               |        |               |        |               |        |               |        |               |        |               |        |               |
| NCO Vehicles                          | 0      | \$ -          | 0      | \$ -          |        |               |        |               |        |               |        |               |        |               |        |               |
| NCO Technology                        | 0      | \$ -          | 0      | \$ -          |        |               |        |               |        |               |        |               |        |               |        |               |
| <b>Total Capital Expenses</b>         |        | <b>\$ -</b>   |        | <b>\$ -</b>   |        | <b>\$ -</b>   |        | <b>\$ -</b>   |        | <b>\$ -</b>   |        | <b>\$ -</b>   |        | <b>\$ -</b>   |        | <b>\$ -</b>   |
| <b>Total Non Cap/Capital Exp</b>      |        | <b>\$ 194</b> |        | <b>\$ 383</b> |        | <b>\$ 200</b> |        | <b>\$ 395</b> |        | <b>\$ 206</b> |        | <b>\$ 407</b> |        | <b>\$ 212</b> |        | <b>\$ 419</b> |

Note (1): Non capital expenses for Years 2, 3, and 4 assume a 3% increase due to cost of inflation.



**City of Bloomington - Annexation**

Projected Non-Capital & Capital Expenses

Human Resources Department - Area 1C: South-West Bloomington Annexation Area

September 10, 2021

IF ONLY AREA 1C IS ANNEXED

| Expense Items                     | Year 1 |               |        |               | Year 2 |               |        |               | Year 3 |               |        |               | Year 4 |               |        |               |
|-----------------------------------|--------|---------------|--------|---------------|--------|---------------|--------|---------------|--------|---------------|--------|---------------|--------|---------------|--------|---------------|
|                                   | Number | Minimum Costs | Number | Maximum Costs | Number | Minimum Costs | Number | Maximum Costs | Number | Minimum Costs | Number | Maximum Costs | Number | Minimum Costs | Number | Maximum Costs |
| <b>Non Capital Expenses</b>       |        |               |        |               |        |               |        |               |        |               |        |               |        |               |        |               |
| Special Project Manager           | 0.00   | \$ 385        | 0.00   | \$ 385        | 0.00   | \$ 396        | 0.00   | \$ 396        | 0.00   | \$ 408        | 0.00   | \$ 408        | 0.00   | \$ 420        | 0.00   | \$ 420        |
| Administrative Assistant          | 0.00   | \$ 197        | 0.00   | \$ 197        | 0.00   | \$ 203        | 0.00   | \$ 203        | 0.00   | \$ 209        | 0.00   | \$ 209        | 0.00   | \$ 215        | 0.00   | \$ 215        |
| Training/Professional Dues        | 0.00   | \$ 4          | 0.00   | \$ 4          | 0.00   | \$ 4          | 0.00   | \$ 4          | 0.00   | \$ 4          | 0.00   | \$ 4          | 0.00   | \$ 4          | 0.00   | \$ 4          |
| Supplies                          | 0.00   | \$ 2          | 0.00   | \$ 2          | 0.00   | \$ 2          | 0.00   | \$ 2          | 0.00   | \$ 2          | 0.00   | \$ 2          | 0.00   | \$ 3          | 0.00   | \$ 3          |
| <b>Total Non Capital Expenses</b> |        | <b>\$ 588</b> |        | <b>\$ 588</b> |        | <b>\$ 605</b> |        | <b>\$ 605</b> |        | <b>\$ 624</b> |        | <b>\$ 624</b> |        | <b>\$ 642</b> |        | <b>\$ 642</b> |
| <b>Capital Expenses</b>           |        |               |        |               |        |               |        |               |        |               |        |               |        |               |        |               |
| Computer/Office Equip             | 0.002  | \$ 4          | 0.002  | \$ 8          | 0.002  | \$ 4          | 0.002  | \$ 8          | 0.002  | \$ 4          | 0.002  | \$ 8          | 0.000  | \$ -          | 0.000  | \$ -          |
| <b>Total Capital Expenses</b>     |        | <b>\$ 4</b>   |        | <b>\$ 8</b>   |        | <b>\$ 4</b>   |        | <b>\$ 8</b>   |        | <b>\$ 4</b>   |        | <b>\$ 8</b>   |        | <b>\$ -</b>   |        | <b>\$ -</b>   |
| <b>Total Non Cap/Capital Exp</b>  |        | <b>\$ 592</b> |        | <b>\$ 596</b> |        | <b>\$ 609</b> |        | <b>\$ 613</b> |        | <b>\$ 628</b> |        | <b>\$ 631</b> |        | <b>\$ 642</b> |        | <b>\$ 642</b> |

Note (1): Non capital expenses for Years 2, 3, and 4 assume a 3% increase due to cost of inflation.

**City of Bloomington - Annexation**

Projected Non-Capital & Capital Expenses  
 ITS Department - Area 1C: South-West Bloomington Annexation Area  
 September 10, 2021

**IF ONLY AREA 1C IS ANNEXED**

| Expense Items                     | Year 1 |               |        |                 | Year 2 |                 |        |                 | Year 3 |                 |        |                 | Year 4 |                 |        |                 |
|-----------------------------------|--------|---------------|--------|-----------------|--------|-----------------|--------|-----------------|--------|-----------------|--------|-----------------|--------|-----------------|--------|-----------------|
|                                   | Number | Minimum Costs | Number | Maximum Costs   | Number | Minimum Costs   | Number | Maximum Costs   | Number | Minimum Costs   | Number | Maximum Costs   | Number | Minimum Costs   | Number | Maximum Costs   |
| <b>Non Capital Expenses</b>       |        |               |        |                 |        |                 |        |                 |        |                 |        |                 |        |                 |        |                 |
| Tech Support Specialist           | 0.00   | \$ 183        | 0.01   | \$ 365          | 0.00   | \$ 376          | 0.01   | \$ 376          | 0.00   | \$ 387          | 0.01   | \$ 387          | 0.00   | \$ 399          | 0.01   | \$ 399          |
| Application Analyst               | 0.01   | \$ 443        | 0.01   | \$ 443          | 0.01   | \$ 457          | 0.01   | \$ 457          | 0.01   | \$ 470          | 0.01   | \$ 470          | 0.01   | \$ 484          | 0.01   | \$ 484          |
| GIS Specialist                    | 0.00   | \$ 196        | 0.01   | \$ 391          | 0.00   | \$ 403          | 0.01   | \$ 403          | 0.00   | \$ 415          | 0.01   | \$ 415          | 0.00   | \$ 427          | 0.01   | \$ 427          |
| Junior Systems/Network Admin      | 0      | \$ -          | 0      | \$ -            | 0.01   | \$ 391          | 0.01   | \$ 391          | 0.01   | \$ 403          | 0.01   | \$ 403          | 0.01   | \$ 415          | 0.01   | \$ 415          |
| Software Licenses & Maintenance   | 0.01   | \$ 2          | 0.01   | \$ 2            | 0.01   | \$ 150          | 0.01   | \$ 150          | 0.01   | \$ 150          | 0.01   | \$ 150          | 0.01   | \$ 150          | 0.01   | \$ 150          |
| Phone Service                     | 0.01   | \$ 5          | 0.01   | \$ 5            | 0.01   | \$ 5            | 0.01   | \$ 5            | 0.01   | \$ 5            | 0.01   | \$ 5            | 0.01   | \$ 5            | 0.01   | \$ 5            |
| New Facility Maintenance          | 0.01   | \$ 26         | 0.01   | \$ 26           | 0.01   | \$ 27           | 0.01   | \$ 27           | 0.01   | \$ 28           | 0.01   | \$ 28           | 0.01   | \$ 28           | 0.01   | \$ 28           |
| <b>Total Non Capital Expenses</b> |        | <b>\$ 854</b> |        | <b>\$ 1,232</b> |        | <b>\$ 1,808</b> |        | <b>\$ 1,808</b> |        | <b>\$ 1,858</b> |        | <b>\$ 1,858</b> |        | <b>\$ 1,909</b> |        | <b>\$ 1,909</b> |
| <b>Capital Expenses</b>           |        |               |        |                 |        |                 |        |                 |        |                 |        |                 |        |                 |        |                 |
| Hardware (Tech) for Staff         | 0.002  | \$ 3          | 0.002  | \$ 3            | 0.002  | \$ 3            | 0.002  | \$ 3            | 0.002  | \$ 3            | 0.002  | \$ 3            | 0.000  | \$ -            | 0.000  | \$ -            |
| Existing Facility Improvements    | 0.002  | \$ 17         | 0.002  | \$ 35           | 0.002  | \$ 17           | 0.002  | \$ 35           | 0.002  | \$ 17           | 0.002  | \$ 35           | 0.000  | \$ -            | 0.000  | \$ -            |
| New Facility                      | 0.002  | \$ 52         | 0.002  | \$ 104          | 0.002  | \$ 52           | 0.002  | \$ 104          | 0.002  | \$ 52           | 0.002  | \$ 104          | 0.000  | \$ -            | 0.000  | \$ -            |
| <b>Total Capital Expenses</b>     |        | <b>\$ 73</b>  |        | <b>\$ 143</b>   |        | <b>\$ 73</b>    |        | <b>\$ 143</b>   |        | <b>\$ 73</b>    |        | <b>\$ 143</b>   |        | <b>\$ -</b>     |        | <b>\$ -</b>     |
| <b>Total Non Cap/Capital Exp</b>  |        | <b>\$ 927</b> |        | <b>\$ 1,375</b> |        | <b>\$ 1,881</b> |        | <b>\$ 1,951</b> |        | <b>\$ 1,931</b> |        | <b>\$ 2,000</b> |        | <b>\$ 1,909</b> |        | <b>\$ 1,909</b> |

Note (1): Non capital expenses for Years 2, 3, and 4 assume a 3% increase due to cost of inflation.

**City of Bloomington - Annexation**

Projected Non-Capital & Capital Expenses

Legal Department - Area 1C: South-West Bloomington Annexation Area

September 10, 2021

IF ONLY AREA 1C IS ANNEXED

| Expense Items                     | Year 1 |               |        |               | Year 2 |               |        |               | Year 3 |               |        |               | Year 4 |               |        |               |
|-----------------------------------|--------|---------------|--------|---------------|--------|---------------|--------|---------------|--------|---------------|--------|---------------|--------|---------------|--------|---------------|
|                                   | Number | Minimum Costs | Number | Maximum Costs | Number | Minimum Costs | Number | Maximum Costs | Number | Minimum Costs | Number | Maximum Costs | Number | Minimum Costs | Number | Maximum Costs |
| <b>Non Capital Expenses</b>       |        |               |        |               |        |               |        |               |        |               |        |               |        |               |        |               |
|                                   |        | \$ -          |        | \$ -          |        | \$ -          |        | \$ -          |        | \$ -          |        | \$ -          |        | \$ -          |        | \$ -          |
| <b>Total Non Capital Expenses</b> |        | \$ -          |        | \$ -          |        | \$ -          |        | \$ -          |        | \$ -          |        | \$ -          |        | \$ -          |        | \$ -          |
| <b>Capital Expenses</b>           |        |               |        |               |        |               |        |               |        |               |        |               |        |               |        |               |
|                                   |        |               |        |               |        |               |        |               |        |               |        |               |        |               |        |               |
| <b>Total Capital Expenses</b>     |        | \$ -          |        | \$ -          |        | \$ -          |        | \$ -          |        | \$ -          |        | \$ -          |        | \$ -          |        | \$ -          |
| <b>Total Non Cap/Capital Exp</b>  |        | \$ -          |        | \$ -          |        | \$ -          |        | \$ -          |        | \$ -          |        | \$ -          |        | \$ -          |        | \$ -          |

Note (1): Non capital expenses for Years 2, 3, and 4 assume a 3% increase due to cost of inflation.

**City of Bloomington - Annexation**

Projected Non-Capital & Capital Expenses

Mayor Department - Area 1C: South-West Bloomington Annexation Area

September 10, 2021

IF ONLY AREA 1C IS ANNEXED

| Expense Items                     | Year 1 |               |        |               | Year 2 |               |        |               | Year 3 |               |        |               | Year 4 |               |        |               |
|-----------------------------------|--------|---------------|--------|---------------|--------|---------------|--------|---------------|--------|---------------|--------|---------------|--------|---------------|--------|---------------|
|                                   | Number | Minimum Costs | Number | Maximum Costs | Number | Minimum Costs | Number | Maximum Costs | Number | Minimum Costs | Number | Maximum Costs | Number | Minimum Costs | Number | Maximum Costs |
| <b>Non Capital Expenses</b>       |        |               |        |               |        |               |        |               |        |               |        |               |        |               |        |               |
| New Employee                      | 0.01   | \$ 782        | 0.01   | \$ 782        | 0.01   | \$ 806        | 0.01   | \$ 806        | 0.01   | \$ 830        | 0.01   | \$ 830        | 0.01   | \$ 855        | 0.01   | \$ 855        |
| <b>Total Non Capital Expenses</b> |        | <b>\$ 782</b> |        | <b>\$ 782</b> |        | <b>\$ 806</b> |        | <b>\$ 806</b> |        | <b>\$ 830</b> |        | <b>\$ 830</b> |        | <b>\$ 855</b> |        | <b>\$ 855</b> |
| <b>Capital Expenses</b>           |        |               |        |               |        |               |        |               |        |               |        |               |        |               |        |               |
|                                   |        |               |        |               |        |               |        |               |        |               |        |               |        |               |        |               |
| <b>Total Capital Expenses</b>     |        | <b>\$ -</b>   |        | <b>\$ -</b>   |        | <b>\$ -</b>   |        | <b>\$ -</b>   |        | <b>\$ -</b>   |        | <b>\$ -</b>   |        | <b>\$ -</b>   |        | <b>\$ -</b>   |
| <b>Total Non Cap/Capital Exp</b>  |        | <b>\$ 782</b> |        | <b>\$ 782</b> |        | <b>\$ 806</b> |        | <b>\$ 806</b> |        | <b>\$ 830</b> |        | <b>\$ 830</b> |        | <b>\$ 855</b> |        | <b>\$ 855</b> |

**City of Bloomington - Annexation**

Projected Non-Capital & Capital Expenses

Parks Department - Area 1C: South-West Bloomington Annexation Area

September 10, 2021

**IF ONLY AREA 1C IS ANNEXED**

| Expense Items                     | Year 1 |                 |        |                  | Year 2 |                 |        |                  | Year 3 |                 |        |                  | Year 4 |               |        |                 |
|-----------------------------------|--------|-----------------|--------|------------------|--------|-----------------|--------|------------------|--------|-----------------|--------|------------------|--------|---------------|--------|-----------------|
|                                   | Number | Minimum Costs   | Number | Maximum Costs    | Number | Minimum Costs   | Number | Maximum Costs    | Number | Minimum Costs   | Number | Maximum Costs    | Number | Minimum Costs | Number | Maximum Costs   |
| <b>Non Capital Expenses</b>       |        |                 |        |                  |        |                 |        |                  |        |                 |        |                  |        |               |        |                 |
| Seasonal Employee                 | 0.01   | \$ 354          | 0.04   | \$ 1,414         | 0.01   | \$ 364          | 0.04   | \$ 1,457         | 0.01   | \$ 375          | 0.04   | \$ 1,501         | 0.01   | \$ 386        | 0.04   | \$ 1,546        |
| Full Time Staff                   | 0.00   | \$ 230          | 0.00   | \$ 230           | 0.005  | \$ 237          | 0.005  | \$ 237           | 0.005  | \$ 244          | 0.005  | \$ 244           | 0.005  | \$ 252        | 0.005  | \$ 252          |
| Labor - Grounds & Facilities      | 0.005  | \$ 123          | 0.005  | \$ 370           | 0.005  | \$ 127          | 0.005  | \$ 381           | 0.005  | \$ 131          | 0.005  | \$ 392           | 0.005  | \$ 135        | 0.005  | \$ 404          |
| Supplies - Grounds & Facilities   | 0.005  | \$ 49           | 0.005  | \$ 148           | 0.005  | \$ 51           | 0.005  | \$ 153           | 0.005  | \$ 52           | 0.005  | \$ 157           | 0.005  | \$ 54         | 0.005  | \$ 162          |
| Miscellaneous                     | 0.005  | \$ 11           | 0.005  | \$ 33            | 0.005  | \$ 11           | 0.005  | \$ 34            | 0.005  | \$ 12           | 0.005  | \$ 35            | 0.005  | \$ 12         | 0.005  | \$ 36           |
| <b>Total Non Capital Expenses</b> |        | <b>\$ 768</b>   |        | <b>\$ 2,196</b>  |        | <b>\$ 791</b>   |        | <b>\$ 2,262</b>  |        | <b>\$ 814</b>   |        | <b>\$ 2,330</b>  |        | <b>\$ 839</b> |        | <b>\$ 2,400</b> |
| <b>Capital Expenses</b>           |        |                 |        |                  |        |                 |        |                  |        |                 |        |                  |        |               |        |                 |
| Parks/Trails/Enhancements         | 0.14   | \$ 4,968        | 0.33   | \$ 12,113        | 0.14   | \$ 4,968        | 0.33   | \$ 12,113        | 0.14   | \$ 4,968        | 0.33   | \$ 12,113        | 0.00   | \$ -          | 0.00   | \$ -            |
| <b>Total Capital Expenses</b>     |        | <b>\$ 4,968</b> |        | <b>\$ 12,113</b> |        | <b>\$ 4,968</b> |        | <b>\$ 12,113</b> |        | <b>\$ 4,968</b> |        | <b>\$ 12,113</b> |        | <b>\$ -</b>   |        | <b>\$ -</b>     |
| <b>Total Non Cap/Capital Exp</b>  |        | <b>\$ 5,736</b> |        | <b>\$ 14,309</b> |        | <b>\$ 5,759</b> |        | <b>\$ 14,375</b> |        | <b>\$ 5,782</b> |        | <b>\$ 14,443</b> |        | <b>\$ 839</b> |        | <b>\$ 2,400</b> |

Note (1): Non capital expenses for Years 2, 3, and 4 assume a 3% increase due to cost of inflation.

**City of Bloomington - Annexation**

Projected Non-Capital & Capital Expenses

Planning Department - Area 1C: South-West Bloomington Annexation Area

September 10, 2021

IF ONLY AREA 1C IS ANNEXED

| Expense Items                                  | Year 1 |                 |        |                 | Year 2 |                 |        |                 | Year 3 |                 |        |                 | Year 4 |               |        |               |
|--|--------|-----------------|--------|-----------------|--------|-----------------|--------|-----------------|--------|-----------------|--------|-----------------|--------|---------------|--------|---------------|
|  | Number | Minimum Costs   | Number | Maximum Costs   | Number | Minimum Costs   | Number | Maximum Costs   | Number | Minimum Costs   | Number | Maximum Costs   | Number | Minimum Costs | Number | Maximum Costs |
| <b>Non Capital Expenses</b>                    |        |                 |        |                 |        |                 |        |                 |        |                 |        |                 |        |               |        |               |
| Development Services (DS) - Zoning Planner (1) | 0.01   | \$ 255          | 0.01   | \$ 255          | 0.01   | \$ 263          | 0.01   | \$ 263          | 0.01   | \$ 271          | 0.01   | \$ 271          | 0.01   | \$ 279        | 0.01   | \$ 279        |
| (DS) - Senior Zoning Planner (1)               | 0.01   | \$ 324          | 0.01   | \$ 324          | 0.01   | \$ 333          | 0.01   | \$ 333          | 0.01   | \$ 343          | 0.01   | \$ 343          | 0.01   | \$ 354        | 0.01   | \$ 354        |
| (DS) - Zoning Compliance Planner (1)           | 0.01   | \$ 284          | 0.01   | \$ 284          | 0.01   | \$ 292          | 0.01   | \$ 292          | 0.01   | \$ 301          | 0.01   | \$ 301          | 0.01   | \$ 310        | 0.01   | \$ 310        |
| Miscellaneous                                  | 0.01   | \$ 47           | 0.01   | \$ 47           | 0.01   | \$ 48           | 0.01   | \$ 48           | 0.01   | \$ 50           | 0.01   | \$ 50           | 0.01   | \$ 51         | 0.01   | \$ 51         |
| <b>Total Non Capital Expenses</b>              |        | <b>\$ 910</b>   |        | <b>\$ 910</b>   |        | <b>\$ 937</b>   |        | <b>\$ 937</b>   |        | <b>\$ 965</b>   |        | <b>\$ 965</b>   |        | <b>\$ 994</b> |        | <b>\$ 994</b> |
| <b>Capital Expenses</b>                        |        |                 |        |                 |        |                 |        |                 |        |                 |        |                 |        |               |        |               |
| Zoning New Land Mass                           | 0.002  | \$ 189          | 0.002  | \$ 189          | 0.002  | \$ 189          | 0.002  | \$ 189          | 0.002  | \$ 189          | 0.002  | \$ 189          | 0.000  | \$ -          | 0.000  | \$ -          |
| Database                                       | 0.002  | \$ 284          | 0.002  | \$ 284          | 0.002  | \$ 284          | 0.002  | \$ 284          | 0.002  | \$ 284          | 0.002  | \$ 284          | 0.000  | \$ -          | 0.000  | \$ -          |
| <b>Total Capital Expenses</b>                  |        | <b>\$ 473</b>   |        | <b>\$ 473</b>   |        | <b>\$ 473</b>   |        | <b>\$ 473</b>   |        | <b>\$ 473</b>   |        | <b>\$ 473</b>   |        | <b>\$ -</b>   |        | <b>\$ -</b>   |
| <b>Total Non Cap/Capital Exp</b>               |        | <b>\$ 1,383</b> |        | <b>\$ 1,383</b> |        | <b>\$ 1,410</b> |        | <b>\$ 1,410</b> |        | <b>\$ 1,438</b> |        | <b>\$ 1,438</b> |        | <b>\$ 994</b> |        | <b>\$ 994</b> |

Note (1): Non capital expenses for Years 2, 3, and 4 assume a 3% increase due to cost of inflation.

**City of Bloomington - Annexation**

Projected Non-Capital & Capital Expenses  
 Police Department (SWORN) - Area 1C: South-West Bloomington Annexation Area  
 September 10, 2021

IF ONLY AREA 1C IS ANNEXED

| Expense Items                     | Year 1 |               |        |               | Year 2 |               |        |               | Year 3 |               |        |               | Year 4 |               |        |               |
|-----------------------------------|--------|---------------|--------|---------------|--------|---------------|--------|---------------|--------|---------------|--------|---------------|--------|---------------|--------|---------------|
|                                   | Number | Minimum Costs | Number | Maximum Costs | Number | Minimum Costs | Number | Maximum Costs | Number | Minimum Costs | Number | Maximum Costs | Number | Minimum Costs | Number | Maximum Costs |
| <b>Non Capital Expenses</b>       |        |               |        |               |        |               |        |               |        |               |        |               |        |               |        |               |
| Sworn Officer                     | 0.00   | \$ -          | 0.00   | \$ -          | 0.00   | \$ -          | 0.00   | \$ -          | 0.00   | \$ -          | 0.00   | \$ -          | 0.00   | \$ -          | 0.00   | \$ -          |
| Sworn Detective                   | 0.00   | \$ -          | 0.00   | \$ -          | 0.00   | \$ -          | 0.00   | \$ -          | 0.00   | \$ -          | 0.00   | \$ -          | 0.00   | \$ -          | 0.00   | \$ -          |
| Sworn Sergeant                    | 0.00   | \$ -          | 0.00   | \$ -          | 0.00   | \$ -          | 0.00   | \$ -          | 0.00   | \$ -          | 0.00   | \$ -          | 0.00   | \$ -          | 0.00   | \$ -          |
| Sworn Lieutenant                  | 0.00   | \$ -          | 0.00   | \$ -          | 0.00   | \$ -          | 0.00   | \$ -          | 0.00   | \$ -          | 0.00   | \$ -          | 0.00   | \$ -          | 0.00   | \$ -          |
| Sworn Administrator - Captain     | 0.00   | \$ -          | 0.00   | \$ -          | 0.00   | \$ -          | 0.00   | \$ -          | 0.00   | \$ -          | 0.00   | \$ -          | 0.00   | \$ -          | 0.00   | \$ -          |
| <b>Total Non Capital Expenses</b> |        | \$ -          |        | \$ -          |        | \$ -          |        | \$ -          |        | \$ -          |        | \$ -          |        | \$ -          |        | \$ -          |
| <b>Capital Expenses</b>           |        |               |        |               |        |               |        |               |        |               |        |               |        |               |        |               |
| MDT                               | 0.00   | \$ -          | 0.00   | \$ -          |        |               |        |               |        |               |        |               |        |               |        |               |
| Mobile Radio                      | 0.00   | \$ -          | 0.00   | \$ -          |        |               |        |               |        |               |        |               |        |               |        |               |
| Car Equipment                     | 0.00   | \$ -          | 0.00   | \$ -          |        |               |        |               |        |               |        |               |        |               |        |               |
| Car Build-out                     | 0.00   | \$ -          | 0.00   | \$ -          |        |               |        |               |        |               |        |               |        |               |        |               |
| Cradlepoints/Atennas/Cables       | 0.00   | \$ -          | 0.00   | \$ -          |        |               |        |               |        |               |        |               |        |               |        |               |
| Computer                          | 0.00   | \$ -          | 0.00   | \$ -          |        |               |        |               |        |               |        |               |        |               |        |               |
| Patrol Cars                       | 0.00   | \$ -          | 0.00   | \$ -          |        |               |        |               |        |               |        |               |        |               |        |               |
| Stop Sticks                       | 0.00   | \$ -          | 0.00   | \$ -          |        |               |        |               |        |               |        |               |        |               |        |               |
| Vehicle Wrap                      | 0.00   | \$ -          | 0.00   | \$ -          |        |               |        |               |        |               |        |               |        |               |        |               |
| AEDs (Defibrilators)              | 0.00   | \$ -          | 0.00   | \$ -          |        |               |        |               |        |               |        |               |        |               |        |               |
| Misc Car Equipment                | 0.00   | \$ -          | 0.00   | \$ -          |        |               |        |               |        |               |        |               |        |               |        |               |
| Body Cams/Licensing               | 0.00   | \$ -          | 0.00   | \$ -          |        |               |        |               |        |               |        |               |        |               |        |               |
| Officer Gear                      | 0.00   | \$ -          | 0.00   | \$ -          |        |               |        |               |        |               |        |               |        |               |        |               |
| Building/Office Space             | 0.00   | \$ -          | 0.00   | \$ -          |        |               |        |               |        |               |        |               |        |               |        |               |
| Cell Phone                        | 0.00   | \$ -          | 0.00   | \$ -          |        |               |        |               |        |               |        |               |        |               |        |               |
| Laptop                            | 0.00   | \$ -          | 0.00   | \$ -          |        |               |        |               |        |               |        |               |        |               |        |               |
| Interceptor SUV                   | 0.00   | \$ -          | 0.00   | \$ -          |        |               |        |               |        |               |        |               |        |               |        |               |
| Officer Furniture                 | 0.00   | \$ -          | 0.00   | \$ -          |        |               |        |               |        |               |        |               |        |               |        |               |
| Detective Furniture               | 0.00   | \$ -          | 0.00   | \$ -          |        |               |        |               |        |               |        |               |        |               |        |               |
| Sergeant Furniture                | 0.00   | \$ -          | 0.00   | \$ -          |        |               |        |               |        |               |        |               |        |               |        |               |
| Lieutenant Furniture              | 0.00   | \$ -          | 0.00   | \$ -          |        |               |        |               |        |               |        |               |        |               |        |               |
| Admin Furniture                   | 0.00   | \$ -          | 0.00   | \$ -          |        |               |        |               |        |               |        |               |        |               |        |               |
| <b>Total Capital Expenses</b>     |        | \$ -          |        | \$ -          |        | \$ -          |        | \$ -          |        | \$ -          |        | \$ -          |        | \$ -          |        | \$ -          |
| <b>Total Non Cap/Capital Exp</b>  |        | \$ -          |        | \$ -          |        | \$ -          |        | \$ -          |        | \$ -          |        | \$ -          |        | \$ -          |        | \$ -          |

Note (1): Non capital expenses for Years 2, 3, and 4 assume a 3% increase due to cost of inflation.

**City of Bloomington - Annexation**

Projected Non-Capital & Capital Expenses  
 Police Department (CIVILIAN) - Area 1C: South-West Bloomington Annexation Area  
 September 10, 2021

IF ONLY AREA 1C IS ANNEXED

| Expense Items                     | Year 1 |               |        |               | Year 2 |               |        |               | Year 3 |               |        |               | Year 4 |               |        |               |
|-----------------------------------|--------|---------------|--------|---------------|--------|---------------|--------|---------------|--------|---------------|--------|---------------|--------|---------------|--------|---------------|
|                                   | Number | Minimum Costs | Number | Maximum Costs | Number | Minimum Costs | Number | Maximum Costs | Number | Minimum Costs | Number | Maximum Costs | Number | Minimum Costs | Number | Maximum Costs |
| <b>Non Capital Expenses</b>       |        |               |        |               |        |               |        |               |        |               |        |               |        |               |        |               |
| Civilian Records Clerk            | 0.00   | \$ -          | 0.00   | \$ -          | 0.00   | \$ -          | 0.00   | \$ -          | 0.00   | \$ -          | 0.00   | \$ -          | 0.00   | \$ -          | 0.00   | \$ -          |
| Civilian Comm Service Specialist  | 0.00   | \$ -          | 0.00   | \$ -          | 0.00   | \$ -          | 0.00   | \$ -          | 0.00   | \$ -          | 0.00   | \$ -          | 0.00   | \$ -          | 0.00   | \$ -          |
| Civilian Evidence Technician      | 0.00   | \$ -          | 0.00   | \$ -          | 0.00   | \$ -          | 0.00   | \$ -          | 0.00   | \$ -          | 0.00   | \$ -          | 0.00   | \$ -          | 0.00   | \$ -          |
| Civilian Social Worker            | 0.00   | \$ -          | 0.00   | \$ -          | 0.00   | \$ -          | 0.00   | \$ -          | 0.00   | \$ -          | 0.00   | \$ -          | 0.00   | \$ -          | 0.00   | \$ -          |
| Civilian Admin - Office Manager   | 0.00   | \$ -          | 0.00   | \$ -          | 0.00   | \$ -          | 0.00   | \$ -          | 0.00   | \$ -          | 0.00   | \$ -          | 0.00   | \$ -          | 0.00   | \$ -          |
| <b>Total Non Capital Expenses</b> |        | \$ -          |        | \$ -          |        | \$ -          |        | \$ -          |        | \$ -          |        | \$ -          |        | \$ -          |        | \$ -          |
| <b>Capital Expenses</b>           |        |               |        |               |        |               |        |               |        |               |        |               |        |               |        |               |
| Desktop Computer                  | 0.00   | \$ -          | 0.00   | \$ -          |        |               |        |               |        |               |        |               |        |               |        |               |
| Evidence Tech Computer            | 0.00   | \$ -          | 0.00   | \$ -          |        |               |        |               |        |               |        |               |        |               |        |               |
| Laptop Computer                   | 0.00   | \$ -          | 0.00   | \$ -          |        |               |        |               |        |               |        |               |        |               |        |               |
| Headset                           | 0.00   | \$ -          | 0.00   | \$ -          |        |               |        |               |        |               |        |               |        |               |        |               |
| OnBase Licensing (Workflow)       | 0.00   | \$ -          | 0.00   | \$ -          |        |               |        |               |        |               |        |               |        |               |        |               |
| Building/Office Space             | 0.00   | \$ -          | 0.00   | \$ -          |        |               |        |               |        |               |        |               |        |               |        |               |
| Comm Service Furniture            | 0.00   | \$ -          | 0.00   | \$ -          |        |               |        |               |        |               |        |               |        |               |        |               |
| Evidence Tech Furniture           | 0.00   | \$ -          | 0.00   | \$ -          |        |               |        |               |        |               |        |               |        |               |        |               |
| Social Worker Furniture           | 0.00   | \$ -          | 0.00   | \$ -          |        |               |        |               |        |               |        |               |        |               |        |               |
| Admin Furniture                   | 0.00   | \$ -          | 0.00   | \$ -          |        |               |        |               |        |               |        |               |        |               |        |               |
| Comm Serv/Social Worker Uniform   | 0.00   | \$ -          | 0.00   | \$ -          |        |               |        |               |        |               |        |               |        |               |        |               |
| Cell Phone                        | 0.00   | \$ -          | 0.00   | \$ -          |        |               |        |               |        |               |        |               |        |               |        |               |
| Portable Radio                    | 0.00   | \$ -          | 0.00   | \$ -          |        |               |        |               |        |               |        |               |        |               |        |               |
| Interceptor SUV                   | 0.00   | \$ -          | 0.00   | \$ -          |        |               |        |               |        |               |        |               |        |               |        |               |
| Car Equipment                     | 0.00   | \$ -          | 0.00   | \$ -          |        |               |        |               |        |               |        |               |        |               |        |               |
| Car Build-Out                     | 0.00   | \$ -          | 0.00   | \$ -          |        |               |        |               |        |               |        |               |        |               |        |               |
| Cradlepoints/Antennas/Cables      | 0.00   | \$ -          | 0.00   | \$ -          |        |               |        |               |        |               |        |               |        |               |        |               |
| AED (Defibrillator)               | 0.00   | \$ -          | 0.00   | \$ -          |        |               |        |               |        |               |        |               |        |               |        |               |
| Misc Car Equipment                | 0.00   | \$ -          | 0.00   | \$ -          |        |               |        |               |        |               |        |               |        |               |        |               |
| MDT                               | 0.00   | \$ -          | 0.00   | \$ -          |        |               |        |               |        |               |        |               |        |               |        |               |
| Mobile Radio                      | 0.00   | \$ -          | 0.00   | \$ -          |        |               |        |               |        |               |        |               |        |               |        |               |
| Vehicle Wrap                      | 0.00   | \$ -          | 0.00   | \$ -          |        |               |        |               |        |               |        |               |        |               |        |               |
| Evidence Tech Vehicle             | 0.00   | \$ -          | 0.00   | \$ -          |        |               |        |               |        |               |        |               |        |               |        |               |
| Evidence Tech Uniform             | 0.00   | \$ -          | 0.00   | \$ -          |        |               |        |               |        |               |        |               |        |               |        |               |
| Social Worker Vehicle             | 0.00   | \$ -          | 0.00   | \$ -          |        |               |        |               |        |               |        |               |        |               |        |               |
| <b>Total Capital Expenses</b>     |        | \$ -          |        | \$ -          |        | \$ -          |        | \$ -          |        | \$ -          |        | \$ -          |        | \$ -          |        | \$ -          |
| <b>Total Non Cap/Capital Exp</b>  |        | \$ -          |        | \$ -          |        | \$ -          |        | \$ -          |        | \$ -          |        | \$ -          |        | \$ -          |        | \$ -          |

Note (1): Non capital expenses for Years 2, 3, and 4 assume a 3% increase due to cost of inflation.



**City of Bloomington - Annexation**

Projected Non-Capital & Capital Expenses

Public Works Department - Area 1C: South-West Bloomington Annexation Area

September 10, 2021

**IF ONLY AREA 1C IS ANNEXED**

| Expense Items                        | Year 1 |                   |        |                   | Year 2 |                   |        |                   | Year 3 |                   |        |                   | Year 4 |                   |        |                   |
|--------------------------------------|--------|-------------------|--------|-------------------|--------|-------------------|--------|-------------------|--------|-------------------|--------|-------------------|--------|-------------------|--------|-------------------|
|                                      | Number | Minimum Costs     | Number | Maximum Costs     | Number | Minimum Costs     | Number | Maximum Costs     | Number | Minimum Costs     | Number | Maximum Costs     | Number | Minimum Costs     | Number | Maximum Costs     |
| <b>Non Capital Expenses</b>          |        |                   |        |                   |        |                   |        |                   |        |                   |        |                   |        |                   |        |                   |
| Admin - Deputy Director              | 0.00   | \$ 287            | 0.01   | \$ 574            | 0.00   | \$ 295            | 0.01   | \$ 591            | 0.00   | \$ 304            | 0.01   | \$ 609            | 0.00   | \$ 313            | 0.01   | \$ 627            |
| Animal Control Officers              | 0.02   | \$ 813            | 0.02   | \$ 813            | 0.02   | \$ 837            | 0.02   | \$ 837            | 0.02   | \$ 863            | 0.02   | \$ 863            | 0.02   | \$ 888            | 0.02   | \$ 888            |
| Animal Control Secretary             | 0.01   | \$ 212            | 0.01   | \$ 212            | 0.01   | \$ 219            | 0.01   | \$ 219            | 0.01   | \$ 225            | 0.01   | \$ 225            | 0.01   | \$ 232            | 0.01   | \$ 232            |
| Animal Control Training              | 0.01   | \$ 34             | 0.01   | \$ 34             | 0.01   | \$ 35             | 0.01   | \$ 35             | 0.01   | \$ 36             | 0.01   | \$ 36             | 0.01   | \$ 37             | 0.01   | \$ 37             |
| Animal Control OT/On-Call Pay        | 0.01   | \$ 28             | 0.01   | \$ 28             | 0.01   | \$ 29             | 0.01   | \$ 29             | 0.01   | \$ 30             | 0.01   | \$ 30             | 0.01   | \$ 31             | 0.01   | \$ 31             |
| Animal Control Uniforms/Safety Vests | 0.01   | \$ 15             | 0.01   | \$ 15             | 0.01   | \$ 15             | 0.01   | \$ 15             | 0.01   | \$ 16             | 0.01   | \$ 16             | 0.01   | \$ 16             | 0.01   | \$ 16             |
| Animal Control Interlocal            | 0.01   | \$ 661            | 0.01   | \$ 661            | 0.01   | \$ 681            | 0.01   | \$ 681            | 0.01   | \$ 701            | 0.01   | \$ 701            | 0.01   | \$ 722            | 0.01   | \$ 722            |
| Facilities Maintenance Custodian     | 0.00   | \$ -              | 0.01   | \$ 287            | 0.00   | \$ -              | 0.01   | \$ 295            | 0.00   | \$ -              | 0.01   | \$ 304            | 0.00   | \$ -              | 0.01   | \$ 313            |
| Fleet Maintenance Mechanic           | 0.01   | \$ 391            | 0.01   | \$ 782            | 0.01   | \$ 403            | 0.01   | \$ 806            | 0.01   | \$ 415            | 0.01   | \$ 830            | 0.01   | \$ 427            | 0.01   | \$ 855            |
| Street MEO FTE's                     | 0.19   | \$ 12,461         | 0.31   | \$ 20,768         | 0.19   | \$ 12,835         | 0.31   | \$ 21,391         | 0.19   | \$ 13,220         | 0.31   | \$ 22,033         | 0.19   | \$ 13,616         | 0.31   | \$ 22,694         |
| Sanitation MEO FTE's                 | 0.00   | \$ -              | 0.00   | \$ -              | 0.00   | \$ -              | 0.00   | \$ -              | 0.00   | \$ -              | 0.00   | \$ -              | 0.00   | \$ -              | 0.00   | \$ -              |
| Street Lane Markings                 | 0.03   | \$ 781            | 0.03   | \$ 781            | 0.03   | \$ 805            | 0.03   | \$ 805            | 0.03   | \$ 829            | 0.03   | \$ 829            | 0.03   | \$ 854            | 0.03   | \$ 854            |
| Street Sweeping Disposal             | 0.03   | \$ 156            | 0.03   | \$ 156            | 0.03   | \$ 161            | 0.03   | \$ 161            | 0.03   | \$ 166            | 0.03   | \$ 166            | 0.03   | \$ 171            | 0.03   | \$ 171            |
| Street Annual Signal Maintenance     | 0.03   | \$ 313            | 0.03   | \$ 313            | 0.03   | \$ 322            | 0.03   | \$ 322            | 0.03   | \$ 332            | 0.03   | \$ 332            | 0.03   | \$ 341            | 0.03   | \$ 341            |
| Street Lighting Energy & Maint       | 10.60  | \$ 1,869          | 12.47  | \$ 2,199          | 10.60  | \$ 1,925          | 12.47  | \$ 2,265          | 10.60  | \$ 1,983          | 12.47  | \$ 2,332          | 10.60  | \$ 2,042          | 12.47  | \$ 2,402          |
| Street Snow Events                   | 0.25   | \$ 3,125          | 0.38   | \$ 4,688          | 0.25   | \$ 3,219          | 0.38   | \$ 4,828          | 0.25   | \$ 3,315          | 0.38   | \$ 4,973          | 0.25   | \$ 3,415          | 0.38   | \$ 5,122          |
| <b>Total Non Capital Expenses</b>    |        | <b>\$ 21,145</b>  |        | <b>\$ 32,309</b>  |        | <b>\$ 21,780</b>  |        | <b>\$ 33,279</b>  |        | <b>\$ 22,433</b>  |        | <b>\$ 34,277</b>  |        | <b>\$ 23,106</b>  |        | <b>\$ 35,305</b>  |
| <b>Capital Expenses</b>              |        |                   |        |                   |        |                   |        |                   |        |                   |        |                   |        |                   |        |                   |
| Street Lighting Equip Costs (1)      | 3.53   | \$ 8,602          | 4.16   | \$ 10,120         | 3.533  | \$ 8,602          | 4.156  | \$ 10,120         | 3.533  | \$ 8,602          | 4.156  | \$ 10,120         | 0.000  | \$ -              | 0.000  | \$ -              |
| Animal Control Vehicles              | 0.002  | \$ 84             | 0.002  | \$ 84             | 0.002  | \$ 84             | 0.002  | \$ 84             | 0.002  | \$ 84             | 0.002  | \$ 84             | 0.000  | \$ -              | 0.000  | \$ -              |
| Animal Capture & Handling Equip      | 0.002  | \$ 2              | 0.002  | \$ 2              | 0.002  | \$ 2              | 0.002  | \$ 2              | 0.002  | \$ 2              | 0.002  | \$ 2              | 0.000  | \$ -              | 0.000  | \$ -              |
| Animal Control Livestock Trailer     | 0.002  | \$ 2              | 0.002  | \$ 2              | 0.002  | \$ 2              | 0.002  | \$ 2              | 0.002  | \$ 2              | 0.002  | \$ 2              | 0.000  | \$ -              | 0.000  | \$ -              |
| Facilities Maintenance Vehicle       | 0.002  | \$ 61             | 0.002  | \$ 61             | 0.002  | \$ 61             | 0.002  | \$ 61             | 0.002  | \$ 61             | 0.002  | \$ 61             | 0.000  | \$ -              | 0.000  | \$ -              |
| Fleet Maintenance Garage             | 0.002  | \$ 521            | 0.002  | \$ 1,738          | 0.002  | \$ 521            | 0.002  | \$ 1,738          | 0.002  | \$ 521            | 0.002  | \$ 1,738          | 0.000  | \$ -              | 0.000  | \$ -              |
| Street Tandem Dump Truck             | 0.06   | \$ 12,500         | 0.10   | \$ 20,833         | 0.063  | \$ 12,500         | 0.104  | \$ 20,833         | 0.063  | \$ 12,500         | 0.104  | \$ 20,833         | 0.000  | \$ -              | 0.000  | \$ -              |
| Street Leaffer                       | 0.02   | \$ 1,556          | 0.07   | \$ 4,667          | 0.022  | \$ 1,556          | 0.067  | \$ 4,667          | 0.022  | \$ 1,556          | 0.067  | \$ 4,667          | 0.000  | \$ -              | 0.000  | \$ -              |
| Street Sweeper                       | 0.00   | \$ -              | 0.01   | \$ 2,083          | 0.000  | \$ -              | 0.010  | \$ 2,083          | 0.000  | \$ -              | 0.010  | \$ 2,083          | 0.000  | \$ -              | 0.000  | \$ -              |
| Street Mill Work (Number = Miles)    | 0.43   | \$ 21,636         | 0.48   | \$ 24,100         | 0.43   | \$ 22,285         | 0.48   | \$ 24,822         | 0.43   | \$ 22,953         | 0.48   | \$ 25,567         | 0.43   | \$ 23,642         | 0.48   | \$ 26,334         |
| Street Resurface (Number = Miles)    | 0.43   | \$ 52,704         | 0.48   | \$ 58,706         | 0.43   | \$ 54,285         | 0.48   | \$ 60,468         | 0.43   | \$ 55,914         | 0.48   | \$ 62,282         | 0.43   | \$ 57,591         | 0.48   | \$ 64,150         |
| Sanitation Trucks                    | 0.00   | \$ -              | 0.00   | \$ -              | 0.000  | \$ -              | 0.000  | \$ -              | 0.000  | \$ -              | 0.000  | \$ -              | 0.000  | \$ -              | 0.000  | \$ -              |
| Sanitation Trash/Recycling Carts     | 69.33  | \$ 3,467          | 69.33  | \$ 3,467          | 69.333 | \$ 3,467          | 69.333 | \$ 3,467          | 69.333 | \$ 3,467          | 69.333 | \$ 3,467          | 0.000  | \$ -              | 0.000  | \$ -              |
| <b>Total Capital Expenses</b>        |        | <b>\$ 101,135</b> |        | <b>\$ 125,864</b> |        | <b>\$ 103,365</b> |        | <b>\$ 128,348</b> |        | <b>\$ 105,662</b> |        | <b>\$ 130,907</b> |        | <b>\$ 81,233</b>  |        | <b>\$ 90,484</b>  |
| <b>Total Non Cap/Capital Exp</b>     |        | <b>\$ 122,280</b> |        | <b>\$ 158,173</b> |        | <b>\$ 125,145</b> |        | <b>\$ 161,626</b> |        | <b>\$ 128,095</b> |        | <b>\$ 165,184</b> |        | <b>\$ 104,339</b> |        | <b>\$ 125,790</b> |

Note (1): Non capital expenses for Years 2, 3, and 4 assume a 3% increase due to cost of inflation.

**City of Bloomington - Annexation**

Projected Non-Capital & Capital Expenses

Transit Department - Area 1C: South-West Bloomington Annexation Area

September 10, 2021

**IF ONLY AREA 1C IS ANNEXED**

| Expense Items                            | Year 1 |                 |        |                 | Year 2 |                 |        |                 | Year 3 |                 |        |                 | Year 4 |                 |        |                 |
|--|--------|-----------------|--------|-----------------|--------|-----------------|--------|-----------------|--------|-----------------|--------|-----------------|--------|-----------------|--------|-----------------|
|  | Number | Minimum Costs   | Number | Maximum Costs   | Number | Minimum Costs   | Number | Maximum Costs   | Number | Minimum Costs   | Number | Maximum Costs   | Number | Minimum Costs   | Number | Maximum Costs   |
| <b>Non Capital Expenses</b>              |        |                 |        |                 |        |                 |        |                 |        |                 |        |                 |        |                 |        |                 |
| BT Access                                | 0.01   | \$ 1,001        | 0.01   | \$ 1,001        | 0.01   | \$ 1,031        | 0.01   | \$ 1,031        | 0.01   | \$ 1,062        | 0.01   | \$ 1,062        | 0.01   | \$ 1,094        | 0.01   | \$ 1,094        |
| Ivy Tech/Part 48 Industrial Park Service | 0.00   | \$ -            | 0.00   | \$ -            | 0.00   | \$ -            | 0.00   | \$ -            | 0.00   | \$ -            | 0.00   | \$ -            | 0.00   | \$ -            | 0.00   | \$ -            |
| S.Rogers/Fullerton Pk Operating Cost     | 0.00   | \$ -            | 0.00   | \$ -            | 0.00   | \$ -            | 0.00   | \$ -            | 0.00   | \$ -            | 0.00   | \$ -            | 0.00   | \$ -            | 0.00   | \$ -            |
| <b>Total Non Capital Expenses</b>        |        | <b>\$ 1,001</b> |        | <b>\$ 1,001</b> |        | <b>\$ 1,031</b> |        | <b>\$ 1,031</b> |        | <b>\$ 1,062</b> |        | <b>\$ 1,062</b> |        | <b>\$ 1,094</b> |        | <b>\$ 1,094</b> |
| <b>Capital Expenses</b>                  |        |                 |        |                 |        |                 |        |                 |        |                 |        |                 |        |                 |        |                 |
| BT Access Vans                           | 0.00   | \$ 278          | 0.00   | \$ 278          | 0.003  | \$ 278          | 0.003  | \$ 278          | 0.003  | \$ 278          | 0.003  | \$ 278          | 0.000  | \$ -            | 0.000  | \$ -            |
| Ivy Tech/Part 48 Industrial Park Capital | 0.00   | \$ -            | 0.00   | \$ -            | 0.000  | \$ -            | 0.000  | \$ -            | 0.000  | \$ -            | 0.000  | \$ -            | 0.000  | \$ -            | 0.000  | \$ -            |
| S.Rogers/Fullerton Pk Capital Cost       | 0.00   | \$ -            | 0.00   | \$ -            | 0.000  | \$ -            | 0.000  | \$ -            | 0.000  | \$ -            | 0.000  | \$ -            | 0.000  | \$ -            | 0.000  | \$ -            |
| <b>Total Capital Expenses</b>            |        | <b>\$ 278</b>   |        | <b>\$ 278</b>   |        | <b>\$ 278</b>   |        | <b>\$ 278</b>   |        | <b>\$ 278</b>   |        | <b>\$ 278</b>   |        | <b>\$ -</b>     |        | <b>\$ -</b>     |
| <b>Total Non Cap/Capital Exp</b>         |        | <b>\$ 1,279</b> |        | <b>\$ 1,279</b> |        | <b>\$ 1,309</b> |        | <b>\$ 1,309</b> |        | <b>\$ 1,340</b> |        | <b>\$ 1,340</b> |        | <b>\$ 1,094</b> |        | <b>\$ 1,094</b> |

Note (1): Years 2, 3, and 4 assume a 3% increase due to cost of inflation.

Service to Ivy Tech/Part 48 Industrial Park

\* 60 minute frequency 256 days annually, 6 am to 7 pm, \$75.33/hour (Year 1 - 2022) operating cost

\* \$1,000,000 for one (1) new electric bus + \$25,000 for stops and shelters

Service to Monroe Hospital area

\* 60 minute frequency 256 days annually, 6 am to 7 pm, \$75.33/hour (Year 1 - 20220 operating cost for 2022

\* \$1,000,000 for one (1) new diesel bus + \$25,000 for stops and shelters

BT Access service

\* 30 additional daily trips, \$25.00/per trip cost x 256 days

\* \$160,000 capital cost (\$80,000 each) for two (2) new BT Access vehicles

**City of Bloomington - Annexation**

Projected Non-Capital & Capital Expenses  
 Utilities Department - Area 1C: South-West Bloomington Annexation Area  
 September 10, 2021

**IF ONLY AREA 1C IS ANNEXED**

| Expense Items                      | Year 1 |                 | Year 2 |                 | Year 3 |                 | Year 4 |                 |       |                 |       |                 |       |                 |       |                 |
|------------------------------------|--------|-----------------|--------|-----------------|--------|-----------------|--------|-----------------|-------|-----------------|-------|-----------------|-------|-----------------|-------|-----------------|
|                                    | Number | Minimum Costs   | Number | Maximum Costs   | Number | Minimum Costs   | Number | Maximum Costs   |       |                 |       |                 |       |                 |       |                 |
| <b>Non Capital Expenses</b>        |        |                 |        |                 |        |                 |        |                 |       |                 |       |                 |       |                 |       |                 |
| Stormwater Employees               | 0.03   | \$ 2,346        | 0.03   | \$ 2,346        | 0.03   | \$ 2,417        | 0.03   | \$ 2,417        | 0.03  | \$ 2,489        | 0.03  | \$ 2,489        | 0.03  | \$ 2,564        | 0.03  | \$ 2,564        |
| <b>Total Non Capital Expenses</b>  |        | <b>\$ 2,346</b> |        | <b>\$ 2,346</b> |        | <b>\$ 2,417</b> |        | <b>\$ 2,417</b> |       | <b>\$ 2,489</b> |       | <b>\$ 2,489</b> |       | <b>\$ 2,564</b> |       | <b>\$ 2,564</b> |
| <b>Capital Expenses</b>            |        |                 |        |                 |        |                 |        |                 |       |                 |       |                 |       |                 |       |                 |
| Service Truck, Dump Truck, Backhoe | 0.002  | \$ 325          | 0.002  | \$ 363          | 0.002  | \$ 325          | 0.002  | \$ 363          | 0.002 | \$ 325          | 0.002 | \$ 363          | 0.000 | \$ -            | 0.000 | \$ -            |
| Infrastructure                     | 0.002  | \$ 869          | 0.002  | \$ 1,738        | 0.002  | \$ 869          | 0.002  | \$ 1,738        | 0.002 | \$ 869          | 0.002 | \$ 1,738        | 0.000 | \$ -            | 0.000 | \$ -            |
| <b>Total Capital Expenses</b>      |        | <b>\$ 1,194</b> |        | <b>\$ 2,101</b> |        | <b>\$ 1,194</b> |        | <b>\$ 2,101</b> |       | <b>\$ 1,194</b> |       | <b>\$ 2,101</b> |       | <b>\$ -</b>     |       | <b>\$ -</b>     |
| <b>Total Non Cap/Capital Exp</b>   |        | <b>\$ 3,541</b> |        | <b>\$ 4,448</b> |        | <b>\$ 3,611</b> |        | <b>\$ 4,518</b> |       | <b>\$ 3,683</b> |       | <b>\$ 4,591</b> |       | <b>\$ 2,564</b> |       | <b>\$ 2,564</b> |

Note (1): Non capital expenses for Years 2, 3, and 4 assume a 3% increase due to cost of inflation.

**City of Bloomington**

Revenue Projections - By Annexation Area  
September 10, 2021

**AREA 1C - SOUTH-WEST ANNEXATION AREA - REVENUE PROJECTIONS**

| REVENUE SOURCE                                    | ASSESSMENT YEAR<br>YEAR 1 | PAY YEAR 1<br>YEAR 2 | PAY YEAR 2<br>YEAR 3 | PAY YEAR 3<br>YEAR 4 | PAY YEAR 4<br>YEAR 5 |
|---|---------------------------|----------------------|----------------------|----------------------|----------------------|
| <b>Bloomington City Impacts</b>                   |                           |                      |                      |                      |                      |
| Annexation Adjustment (Max Levy)                  | \$ -                      | \$ 43,206            | \$ 44,891            | \$ 46,642            | \$ 48,461            |
| CCD Rate Reestablishment                          | \$ -                      | \$ 2,886             | \$ 2,973             | \$ 3,062             | \$ 3,154             |
| Less: Property Tax Cap Credits                    | \$ -                      | \$ (2,972)           | \$ (3,088)           | \$ (3,208)           | \$ (3,333)           |
| <b>Equals: Subtotal - Net Property Tax</b>        | <b>\$ -</b>               | <b>\$ 43,121</b>     | <b>\$ 44,776</b>     | <b>\$ 46,496</b>     | <b>\$ 48,282</b>     |
| <b>Plus Local Income Tax:</b>                     |                           |                      |                      |                      |                      |
| LIT Certified Shares                              | \$ -                      | \$ -                 | \$ 4,900             | \$ 6,143             | \$ 6,570             |
| LIT Public Safety                                 | \$ -                      | \$ -                 | \$ 2,243             | \$ 2,495             | \$ 2,570             |
| <b>Equals: Subtotal - Local Income Tax</b>        | <b>\$ -</b>               | <b>\$ -</b>          | <b>\$ 7,143</b>      | <b>\$ 8,638</b>      | <b>\$ 9,140</b>      |
| <b>Plus - Highway/Related Revenue:</b>            |                           |                      |                      |                      |                      |
| Motor Vehicle Highway Distribution                | \$ -                      | \$ 1,843             | \$ 1,843             | \$ 1,843             | \$ 1,843             |
| Local Road & Street Distribution                  | \$ -                      | \$ 1,082             | \$ 1,082             | \$ 1,082             | \$ 1,082             |
| Wheel Tax   | \$ -                      | \$ 1,928             | \$ 1,928             | \$ 1,928             | \$ 1,928             |
| Motor Vehicle/Aircraft Excise Tax                 | \$ -                      | \$ 1,437             | \$ 1,493             | \$ 1,552             | \$ 1,612             |
| Commercial Vehicle Excise Tax (CVET)              | \$ -                      | \$ 100               | \$ 103               | \$ 107               | \$ 112               |
| <b>Equals: Subtotal - Highway/Related Revenue</b> | <b>\$ -</b>               | <b>\$ 6,389</b>      | <b>\$ 6,449</b>      | <b>\$ 6,511</b>      | <b>\$ 6,576</b>      |
| <b>Plus - Other Revenue:</b>                      |                           |                      |                      |                      |                      |
| Financial Institutions Tax (FIT)                  | \$ -                      | \$ 368               | \$ 382               | \$ 397               | \$ 412               |
| ABC Excise Tax                                    | \$ -                      | \$ 86                | \$ 89                | \$ 93                | \$ 96                |
| ABC Gallonage Tax                                 | \$ -                      | \$ 192               | \$ 200               | \$ 207               | \$ 216               |
| Cigarette Tax                                     | \$ -                      | \$ 218               | \$ 227               | \$ 235               | \$ 245               |
| Riverboat Wagering Distribution                   | \$ -                      | \$ 468               | \$ 468               | \$ 468               | \$ 468               |
| <b>Equals: Subtotal - Other Revenue</b>           | <b>\$ -</b>               | <b>\$ 1,332</b>      | <b>\$ 1,366</b>      | <b>\$ 1,401</b>      | <b>\$ 1,437</b>      |
| <b>Total - City Impact Projections - Area 1C</b>  | <b>\$ -</b>               | <b>\$ 50,842</b>     | <b>\$ 59,735</b>     | <b>\$ 63,046</b>     | <b>\$ 65,435</b>     |
| <b>Storm Water Impact - Storm Collection Fees</b> | <b>\$ 1,298</b>           | <b>\$ 1,298</b>      | <b>\$ 1,298</b>      | <b>\$ 1,298</b>      | <b>\$ 1,298</b>      |
| <b>Bloomington Transit Impacts</b>                |                           |                      |                      |                      |                      |
| Annexation Adjustment (Max Levy)                  | \$ -                      | \$ 2,165             | \$ 2,250             | \$ 2,337             | \$ 2,428             |
| Less: Property Tax Cap Credits                    | \$ -                      | \$ (151)             | \$ (157)             | \$ (163)             | \$ (169)             |
| <b>Equals: Subtotal - Net Property Tax</b>        | <b>\$ -</b>               | <b>\$ 2,014</b>      | <b>\$ 2,093</b>      | <b>\$ 2,175</b>      | <b>\$ 2,259</b>      |
| <b>Plus: Other Revenue</b>                        |                           |                      |                      |                      |                      |
| Financial Institutions Tax (FIT)                  | \$ -                      | \$ 19                | \$ 20                | \$ 20                | \$ 21                |
| Motor Vehicle/Aircraft Excise Tax                 | \$ -                      | \$ 73                | \$ 76                | \$ 79                | \$ 82                |
| Commercial Vehicle Excise Tax (CVET)              | \$ -                      | \$ 5                 | \$ 5                 | \$ 5                 | \$ 6                 |
| LIT Certified Shares                              | \$ -                      | \$ -                 | \$ 209               | \$ 262               | \$ 281               |
| <b>Equals: Subtotal - Other Revenue</b>           | <b>\$ -</b>               | <b>\$ 97</b>         | <b>\$ 310</b>        | <b>\$ 367</b>        | <b>\$ 390</b>        |
| <b>Total - Bloomington Transit Impacts</b>        | <b>\$ -</b>               | <b>\$ 2,111</b>      | <b>\$ 2,403</b>      | <b>\$ 2,542</b>      | <b>\$ 2,649</b>      |
| <b>Grand Total - Area 1C Impacts</b>              | <b>\$ 1,298</b>           | <b>\$ 54,252</b>     | <b>\$ 63,436</b>     | <b>\$ 66,886</b>     | <b>\$ 69,382</b>     |

## City of Bloomington - Annexation

Revenues Over Costs

All Departments Combined - Area 2: South-East Bloomington Annexation Area

September 10, 2021

Net unallocated revenue through the first three (3) years will be placed in an impoundment fund(s)  
Impoundment funds will be used to enhance services to the respective area

| Revenues Over Minimal Costs        | Pay Year 1   | Pay Year 2   | Pay Year 3   | Pay Year 4   |
|------------------------------------|--------------|--------------|--------------|--------------|
| Total Revenues                     | \$ 3,124,114 | \$ 3,673,937 | \$ 3,879,599 | \$ 4,027,963 |
| Less: Non Capital Costs            | \$ 2,185,199 | \$ 2,296,792 | \$ 2,341,517 | \$ 2,411,758 |
| Less: Capital Costs                | \$ 1,877,950 | \$ 1,778,027 | \$ 1,794,615 | \$ 586,620   |
| Equals: Revenue Over/(Under Costs) | \$ (939,035) | \$ (400,882) | \$ (256,533) | \$ 1,029,586 |
| Less: Impoundment Fund(s) Deposits | \$ -         | \$ -         | \$ -         | \$ -         |
| Equals: Net Revenue                | \$ (939,035) | \$ (400,882) | \$ (256,533) | \$ 1,029,586 |

| Revenues Over Maximum Costs        | Pay Year 1     | Pay Year 2     | Pay Year 3     | Pay Year 4   |
|------------------------------------|----------------|----------------|----------------|--------------|
| Total Revenues                     | \$ 3,124,114   | \$ 3,673,937   | \$ 3,879,599   | \$ 4,027,963 |
| Less: Non Capital Costs            | \$ 2,857,034   | \$ 2,965,413   | \$ 3,030,196   | \$ 3,121,098 |
| Less: Capital Costs                | \$ 2,851,974   | \$ 2,704,593   | \$ 2,723,070   | \$ 653,426   |
| Equals: Revenue Over/(Under Costs) | \$ (2,584,893) | \$ (1,996,068) | \$ (1,873,668) | \$ 253,440   |
| Less: Impoundment Fund(s) Deposits | \$ -           | \$ -           | \$ -           | \$ -         |
| Equals: Net Revenue                | \$ (2,584,893) | \$ (1,996,068) | \$ (1,873,668) | \$ 253,440   |

Note (1): The City intends to fund aggregate capital costs (all Annexation Areas) with debt issued from annexation revenue (no new taxes)

Note (2): Net revenue in areas 1A, 1B, 1C, 3, 4, and 5 will be placed in an impoundment fund(s)

| Revenues Over Minimal Costs with 5 Year DS | Pay Year 1   | Pay Year 2   | Pay Year 3   | Pay Year 4   |
|--|--------------|--------------|--------------|--------------|
| Total Revenues                             | \$ 3,124,114 | \$ 3,673,937 | \$ 3,879,599 | \$ 4,027,963 |
| Less: Non Capital Costs                    | \$ 2,185,199 | \$ 2,296,792 | \$ 2,341,517 | \$ 2,411,758 |
| Less: Capital Costs                        | \$ -         | \$ 1,302,266 | \$ 1,302,266 | \$ 1,302,266 |
| Equals: Revenue Over/(Under Costs)         | \$ 938,915   | \$ 74,880    | \$ 235,817   | \$ 313,940   |
| Less: Impoundment Fund(s) Deposits         | \$ 938,915   | \$ 74,880    | \$ 235,817   | \$ -         |
| Equals: Net Revenue                        | \$ -         | \$ -         | \$ -         | \$ 313,940   |

| Revenues Over Minimal Costs with 10 Year DS | Pay Year 1   | Pay Year 2   | Pay Year 3   | Pay Year 4   |
|---|--------------|--------------|--------------|--------------|
| Total Revenues                              | \$ 3,124,114 | \$ 3,673,937 | \$ 3,879,599 | \$ 4,027,963 |
| Less: Non Capital Costs                     | \$ 2,185,199 | \$ 2,296,792 | \$ 2,341,517 | \$ 2,411,758 |
| Less: Capital Costs                         | \$ -         | \$ 692,135   | \$ 692,135   | \$ 692,135   |
| Equals: Revenue Over/(Under Costs)          | \$ 938,915   | \$ 685,011   | \$ 845,947   | \$ 924,071   |
| Less: Impoundment Fund(s) Deposits          | \$ 938,915   | \$ 685,011   | \$ 845,947   | \$ -         |
| Equals: Net Revenue                         | \$ -         | \$ -         | \$ -         | \$ 924,071   |

## City of Bloomington - Annexation

Revenues Over Costs

All Departments Combined - Area 2: South-East Bloomington Annexation Area

September 10, 2021

Net unallocated revenue through the first three (3) years will be placed in an impoundment fund(s)  
Impoundment funds will be used to enhance services to the respective area

| Revenues Over Maximum Costs with 5 Year DS | Pay Year 1   | Pay Year 2     | Pay Year 3     | Pay Year 4     |
|--|--------------|----------------|----------------|----------------|
| Total Revenues                             | \$ 3,124,114 | \$ 3,673,937   | \$ 3,879,599   | \$ 4,027,963   |
| Less: Non Capital Costs                    | \$ 2,857,034 | \$ 2,965,413   | \$ 3,030,196   | \$ 3,121,098   |
| Less: Capital Costs                        | \$ -         | \$ 1,926,919   | \$ 1,926,919   | \$ 1,926,919   |
| Equals: Revenue Over/(Under Costs)         | \$ 267,081   | \$ (1,218,395) | \$ (1,077,517) | \$ (1,020,054) |
| Less: Impoundment Fund(s) Deposits         | \$ -         | \$ -           | \$ -           | \$ -           |
| Equals: Net Revenue                        | \$ 267,081   | \$ (1,218,395) | \$ (1,077,517) | \$ (1,020,054) |

| Revenues Over Maximum Costs with 10 Year DS | Pay Year 1   | Pay Year 2   | Pay Year 3   | Pay Year 4   |
|---|--------------|--------------|--------------|--------------|
| Total Revenues                              | \$ 3,124,114 | \$ 3,673,937 | \$ 3,879,599 | \$ 4,027,963 |
| Less: Non Capital Costs                     | \$ 2,857,034 | \$ 2,965,413 | \$ 3,030,196 | \$ 3,121,098 |
| Less: Capital Costs                         | \$ -         | \$ 1,024,129 | \$ 1,024,129 | \$ 1,024,129 |
| Equals: Revenue Over/(Under Costs)          | \$ 267,081   | \$ (315,604) | \$ (174,727) | \$ (117,263) |
| Less: Impoundment Fund(s) Deposits          | \$ -         | \$ -         | \$ -         | \$ -         |
| Equals: Net Revenue                         | \$ 267,081   | \$ (315,604) | \$ (174,727) | \$ (117,263) |

| Revenues Over Maximum Costs with 20 Year DS | Pay Year 1   | Pay Year 2   | Pay Year 3   | Pay Year 4   |
|---|--------------|--------------|--------------|--------------|
| Total Revenues                              | \$ 3,124,114 | \$ 3,673,937 | \$ 3,879,599 | \$ 4,027,963 |
| Less: Non Capital Costs                     | \$ 2,857,034 | \$ 2,965,413 | \$ 3,030,196 | \$ 3,121,098 |
| Less: Capital Costs                         | \$ -         | \$ 582,580   | \$ 582,580   | \$ 582,580   |
| Equals: Revenue Over/(Under Costs)          | \$ 267,081   | \$ 125,945   | \$ 266,823   | \$ 324,286   |
| Less: Impoundment Fund(s) Deposits          | \$ 267,081   | \$ 125,945   | \$ 266,823   | \$ -         |
| Equals: Net Revenue                         | \$ -         | \$ -         | \$ -         | \$ 324,286   |

## City of Bloomington - Annexation

Projected Non-Capital & Capital Expenses

All Departments Combined - Area 2: South-East Bloomington Annexation Area

September 10, 2021

| Expense Items                     | Year 1        |               | Year 2        |               | Year 3        |               | Year 4        |               |
|-----------------------------------|---------------|---------------|---------------|---------------|---------------|---------------|---------------|---------------|
|                                   | Minimum Costs | Maximum Costs | Minimum Costs | Maximum Costs | Minimum Costs | Maximum Costs | Minimum Costs | Maximum Costs |
| <b>Total Non Capital Expenses</b> | \$ 2,185,199  | \$ 2,857,034  | \$ 2,296,792  | \$ 2,965,413  | \$ 2,341,517  | \$ 3,030,196  | \$ 2,411,758  | \$ 3,121,098  |
| <b>Total Capital Expenses</b>     | \$ 1,877,950  | \$ 2,851,974  | \$ 1,778,027  | \$ 2,704,593  | \$ 1,794,615  | \$ 2,723,070  | \$ 586,620    | \$ 653,426    |
| <b>Total Non Cap/Capital Exp</b>  | \$ 4,063,149  | \$ 5,709,007  | \$ 4,074,819  | \$ 5,670,005  | \$ 4,136,132  | \$ 5,753,266  | \$ 2,998,377  | \$ 3,774,523  |

**City of Bloomington**

Sources & Uses

September 10, 2021

**Minimum Capital Costs - 5 Year Bond**

**Sources**

|                      |                     |
|----------------------|---------------------|
| Bond Proceeds        | \$ 6,098,642        |
| <b>Total Sources</b> | <b>\$ 6,098,642</b> |

**Uses**

|                      |                     |
|----------------------|---------------------|
| Capital Projects     | \$ 6,037,212        |
| Issuance Costs       | \$ 102,633          |
| Misc.                | \$ 27,232           |
| Capitalized Interest | \$ -                |
| <b>Total Uses</b>    | <b>\$ 6,167,077</b> |

Interest Rate 2.0%  
Payback Period (in Years) 5

**PRELIMINARY AMORTIZATION SCHEDULE**

| PERIOD | PAYMENT       | INTEREST     | PRINCIPAL     | BALANCE         |
|--------|---------------|--------------|---------------|-----------------|
| 1      | \$ 651,132.76 | \$ 60,986.42 | \$ 582,920.87 | \$ 5,515,721.20 |
| 2      | \$ 651,132.76 | \$ 55,157.21 | \$ 588,750.08 | \$ 4,926,971.12 |
| 3      | \$ 651,132.76 | \$ 49,269.71 | \$ 594,637.58 | \$ 4,332,333.53 |
| 4      | \$ 651,132.76 | \$ 43,323.34 | \$ 600,583.96 | \$ 3,731,749.57 |
| 5      | \$ 651,132.76 | \$ 37,317.50 | \$ 606,589.80 | \$ 3,125,159.78 |
| 6      | \$ 651,132.76 | \$ 31,251.60 | \$ 612,655.70 | \$ 2,512,504.08 |
| 7      | \$ 651,132.76 | \$ 25,125.04 | \$ 618,782.25 | \$ 1,893,721.83 |
| 8      | \$ 651,132.76 | \$ 18,937.22 | \$ 624,970.08 | \$ 1,268,751.75 |
| 9      | \$ 651,132.76 | \$ 12,687.52 | \$ 631,219.78 | \$ 637,531.97   |
| 10     | \$ 651,132.76 | \$ 6,375.32  | \$ 637,531.97 | \$ -            |

Note: Assumes two (2) payments per year (ex: 1st year would include PERIOD 1 and 2)

Note: Assumes payments will begin in 1st Pay Year (Year 2 of Annexation)

Note: All estimates shown are preliminary (actual results may vary and may be material)



**Maximum Capital Costs - 10 Year Bond**

**Sources**

|                      |                     |
|----------------------|---------------------|
| Bond Proceeds        | \$ 9,023,958        |
| <b>Total Sources</b> | <b>\$ 9,023,958</b> |

**Uses**

|                      |                     |
|----------------------|---------------------|
| Capital Projects     | \$ 8,933,062        |
| Issuance Costs       | \$ 151,862          |
| Misc.                | \$ 40,294           |
| Capitalized Interest | \$ -                |
| <b>Total Uses</b>    | <b>\$ 9,125,218</b> |

Interest Rate 2.25%  
Payback Period (in Years) 10

**PRELIMINARY AMORTIZATION SCHEDULE**

| PERIOD | PAYMENT       | INTEREST      | PRINCIPAL     | BALANCE         |
|--------|---------------|---------------|---------------|-----------------|
| 1      | \$ 512,064.44 | \$ 101,519.52 | \$ 404,862.66 | \$ 8,619,094.87 |
| 2      | \$ 512,064.44 | \$ 96,964.82  | \$ 409,417.36 | \$ 8,209,677.51 |
| 3      | \$ 512,064.44 | \$ 92,358.87  | \$ 414,023.31 | \$ 7,795,654.20 |
| 4      | \$ 512,064.44 | \$ 87,701.11  | \$ 418,681.07 | \$ 7,376,973.13 |
| 5      | \$ 512,064.44 | \$ 82,990.95  | \$ 423,391.23 | \$ 6,953,581.90 |
| 6      | \$ 512,064.44 | \$ 78,227.80  | \$ 428,154.38 | \$ 6,525,427.52 |
| 7      | \$ 512,064.44 | \$ 73,411.06  | \$ 432,971.12 | \$ 6,092,456.40 |
| 8      | \$ 512,064.44 | \$ 68,540.13  | \$ 437,842.05 | \$ 5,654,614.35 |
| 9      | \$ 512,064.44 | \$ 63,614.41  | \$ 442,767.77 | \$ 5,211,846.58 |
| 10     | \$ 512,064.44 | \$ 58,633.27  | \$ 447,748.91 | \$ 4,764,097.68 |
| 11     | \$ 512,064.44 | \$ 53,596.10  | \$ 452,786.08 | \$ 4,311,311.60 |
| 12     | \$ 512,064.44 | \$ 48,502.26  | \$ 457,879.92 | \$ 3,853,431.67 |
| 13     | \$ 512,064.44 | \$ 43,351.11  | \$ 463,031.07 | \$ 3,390,400.60 |
| 14     | \$ 512,064.44 | \$ 38,142.01  | \$ 468,240.17 | \$ 2,922,160.43 |
| 15     | \$ 512,064.44 | \$ 32,874.30  | \$ 473,507.87 | \$ 2,448,652.55 |
| 16     | \$ 512,064.44 | \$ 27,547.34  | \$ 478,834.84 | \$ 1,969,817.71 |
| 17     | \$ 512,064.44 | \$ 22,160.45  | \$ 484,221.73 | \$ 1,485,595.98 |
| 18     | \$ 512,064.44 | \$ 16,712.95  | \$ 489,669.22 | \$ 995,926.76   |
| 19     | \$ 512,064.44 | \$ 11,204.18  | \$ 495,178.00 | \$ 500,748.76   |
| 20     | \$ 512,064.44 | \$ 5,633.42   | \$ 500,748.76 | \$ -            |

Note: Assumes two (2) payments per year (ex: 1st year would include PERIOD 1 and 2)

Note: Assumes payments will begin in 1st Pay Year (Year 2 of Annexation)

Note: All estimates shown are preliminary (actual results may vary and may be material)

**City of Bloomington**

Sources & Uses

September 10, 2021

**Maximum Capital Costs - 5 Year Bond**

**Sources**

|                      |                     |
|----------------------|---------------------|
| Bond Proceeds        | \$ 9,023,958        |
| <b>Total Sources</b> | <b>\$ 9,023,958</b> |

**Uses**

|                      |                     |
|----------------------|---------------------|
| Capital Projects     | \$ 8,933,062        |
| Issuance Costs       | \$ 151,862          |
| Misc.                | \$ 40,294           |
| Capitalized Interest | \$ -                |
| <b>Total Uses</b>    | <b>\$ 9,125,218</b> |

|                           |      |
|---------------------------|------|
| Interest Rate             | 2.0% |
| Payback Period (in Years) | 5    |

**PRELIMINARY AMORTIZATION SCHEDULE**

| PERIOD | PAYMENT       | INTEREST     | PRINCIPAL     | BALANCE         |
|--------|---------------|--------------|---------------|-----------------|
| 1      | \$ 963,459.46 | \$ 90,239.58 | \$ 862,528.60 | \$ 8,161,428.93 |
| 2      | \$ 963,459.46 | \$ 81,614.29 | \$ 871,153.89 | \$ 7,290,275.04 |
| 3      | \$ 963,459.46 | \$ 72,902.75 | \$ 879,865.42 | \$ 6,410,409.62 |
| 4      | \$ 963,459.46 | \$ 64,104.10 | \$ 888,664.08 | \$ 5,521,745.54 |
| 5      | \$ 963,459.46 | \$ 55,217.46 | \$ 897,550.72 | \$ 4,624,194.82 |
| 6      | \$ 963,459.46 | \$ 46,241.95 | \$ 906,526.23 | \$ 3,717,668.60 |
| 7      | \$ 963,459.46 | \$ 37,176.69 | \$ 915,591.49 | \$ 2,802,077.11 |
| 8      | \$ 963,459.46 | \$ 28,020.77 | \$ 924,747.40 | \$ 1,877,329.70 |
| 9      | \$ 963,459.46 | \$ 18,773.30 | \$ 933,994.88 | \$ 943,334.83   |
| 10     | \$ 963,459.46 | \$ 9,433.35  | \$ 943,334.83 | \$ -            |

Note: Assumes two (2) payments per year (ex: 1st year would include PERIOD 1 and 2)

Note: Assumes payments will begin in 1st Pay Year (Year 2 of Annexation)

Note: All estimates shown are preliminary (actual results may vary and may be material)

**City of Bloomington**  
Sources & Uses  
September 10, 2021

**Minimum Capital Costs - 10 Year Bond**

**Sources**

|                      |                     |
|----------------------|---------------------|
| Bond Proceeds        | \$ 6,098,642        |
| <b>Total Sources</b> | <b>\$ 6,098,642</b> |

**Uses**

|                      |                     |
|----------------------|---------------------|
| Capital Projects     | \$ 6,037,212        |
| Issuance Costs       | \$ 102,633          |
| Misc.                | \$ 27,232           |
| Capitalized Interest | \$ -                |
| <b>Total Uses</b>    | <b>\$ 6,167,077</b> |

Interest Rate      2.25%  
Payback Period (in Years)      10

**PRELIMINARY AMORTIZATION SCHEDULE**

| PERIOD | PAYMENT       | INTEREST     | PRINCIPAL     | BALANCE         |
|--------|---------------|--------------|---------------|-----------------|
| 1      | \$ 346,067.42 | \$ 68,609.72 | \$ 273,617.47 | \$ 5,825,024.60 |
| 2      | \$ 346,067.42 | \$ 65,531.53 | \$ 276,695.67 | \$ 5,548,328.93 |
| 3      | \$ 346,067.42 | \$ 62,418.70 | \$ 279,808.49 | \$ 5,268,520.44 |
| 4      | \$ 346,067.42 | \$ 59,270.85 | \$ 282,956.34 | \$ 4,985,564.10 |
| 5      | \$ 346,067.42 | \$ 56,087.60 | \$ 286,139.60 | \$ 4,699,424.50 |
| 6      | \$ 346,067.42 | \$ 52,868.53 | \$ 289,358.67 | \$ 4,410,065.83 |
| 7      | \$ 346,067.42 | \$ 49,613.24 | \$ 292,613.95 | \$ 4,117,451.88 |
| 8      | \$ 346,067.42 | \$ 46,321.33 | \$ 295,905.86 | \$ 3,821,546.02 |
| 9      | \$ 346,067.42 | \$ 42,992.39 | \$ 299,234.80 | \$ 3,522,311.22 |
| 10     | \$ 346,067.42 | \$ 39,626.00 | \$ 302,601.19 | \$ 3,219,710.03 |
| 11     | \$ 346,067.42 | \$ 36,221.74 | \$ 306,005.46 | \$ 2,913,704.57 |
| 12     | \$ 346,067.42 | \$ 32,779.18 | \$ 309,448.02 | \$ 2,604,256.55 |
| 13     | \$ 346,067.42 | \$ 29,297.89 | \$ 312,929.31 | \$ 2,291,327.24 |
| 14     | \$ 346,067.42 | \$ 25,777.43 | \$ 316,449.76 | \$ 1,974,877.48 |
| 15     | \$ 346,067.42 | \$ 22,217.37 | \$ 320,009.82 | \$ 1,654,867.66 |
| 16     | \$ 346,067.42 | \$ 18,617.26 | \$ 323,609.93 | \$ 1,331,257.73 |
| 17     | \$ 346,067.42 | \$ 14,976.65 | \$ 327,250.54 | \$ 1,004,007.18 |
| 18     | \$ 346,067.42 | \$ 11,295.08 | \$ 330,932.11 | \$ 673,075.07   |
| 19     | \$ 346,067.42 | \$ 7,572.09  | \$ 334,655.10 | \$ 338,419.97   |
| 20     | \$ 346,067.42 | \$ 3,807.22  | \$ 338,419.97 | \$ -            |

Note: Assumes two (2) payments per year (ex: 1st year would include PERIOD 1 and 2)

Note: Assumes payments will begin in 1st Pay Year (Year 2 of Annexation)

Note: All estimates shown are preliminary (actual results may vary and may be material)

**Maximum Capital Costs - 20 Year Bond**

**Sources**

|                      |                     |
|----------------------|---------------------|
| Bond Proceeds        | \$ 9,023,958        |
| <b>Total Sources</b> | <b>\$ 9,023,958</b> |

**Uses**

|                      |                     |
|----------------------|---------------------|
| Capital Projects     | \$ 8,933,062        |
| Issuance Costs       | \$ 151,862          |
| Misc.                | \$ 40,294           |
| Capitalized Interest | \$ -                |
| <b>Total Uses</b>    | <b>\$ 9,125,218</b> |

Interest Rate 2.5%  
Payback Period (in Years) 20

**PRELIMINARY AMORTIZATION SCHEDULE**

| PERIOD | PAYMENT       | INTEREST      | PRINCIPAL     | BALANCE         |
|--------|---------------|---------------|---------------|-----------------|
| 1      | \$ 291,289.86 | \$ 112,799.47 | \$ 175,258.01 | \$ 8,848,699.51 |
| 2      | \$ 291,289.86 | \$ 110,608.74 | \$ 177,448.74 | \$ 8,671,250.78 |
| 3      | \$ 291,289.86 | \$ 108,390.63 | \$ 179,666.85 | \$ 8,491,583.93 |
| 4      | \$ 291,289.86 | \$ 106,144.80 | \$ 181,912.68 | \$ 8,309,671.24 |
| 5      | \$ 291,289.86 | \$ 103,870.89 | \$ 184,186.59 | \$ 8,125,484.65 |
| 6      | \$ 291,289.86 | \$ 101,568.56 | \$ 186,488.93 | \$ 7,938,995.72 |
| 7      | \$ 291,289.86 | \$ 99,237.45  | \$ 188,820.04 | \$ 7,750,175.69 |
| 8      | \$ 291,289.86 | \$ 96,877.20  | \$ 191,180.29 | \$ 7,558,995.40 |
| 9      | \$ 291,289.86 | \$ 94,487.44  | \$ 193,570.04 | \$ 7,365,425.36 |
| 10     | \$ 291,289.86 | \$ 92,067.82  | \$ 195,989.67 | \$ 7,169,435.69 |
| 11     | \$ 291,289.86 | \$ 89,617.95  | \$ 198,439.54 | \$ 6,970,996.16 |
| 12     | \$ 291,289.86 | \$ 87,137.45  | \$ 200,920.03 | \$ 6,770,076.12 |
| 13     | \$ 291,289.86 | \$ 84,625.95  | \$ 203,431.53 | \$ 6,566,644.59 |
| 14     | \$ 291,289.86 | \$ 82,083.06  | \$ 205,974.43 | \$ 6,360,670.17 |
| 15     | \$ 291,289.86 | \$ 79,508.38  | \$ 208,549.11 | \$ 6,152,121.06 |
| 16     | \$ 291,289.86 | \$ 76,901.51  | \$ 211,155.97 | \$ 5,940,965.09 |
| 17     | \$ 291,289.86 | \$ 74,262.06  | \$ 213,795.42 | \$ 5,727,169.67 |
| 18     | \$ 291,289.86 | \$ 71,589.62  | \$ 216,467.86 | \$ 5,510,701.81 |
| 19     | \$ 291,289.86 | \$ 68,883.77  | \$ 219,173.71 | \$ 5,291,528.10 |
| 20     | \$ 291,289.86 | \$ 66,144.10  | \$ 221,913.38 | \$ 5,069,614.71 |
| 21     | \$ 291,289.86 | \$ 63,370.18  | \$ 224,687.30 | \$ 4,844,927.42 |
| 22     | \$ 291,289.86 | \$ 60,561.59  | \$ 227,495.89 | \$ 4,617,431.52 |
| 23     | \$ 291,289.86 | \$ 57,717.89  | \$ 230,339.59 | \$ 4,387,091.94 |
| 24     | \$ 291,289.86 | \$ 54,838.65  | \$ 233,218.83 | \$ 4,153,873.10 |
| 25     | \$ 291,289.86 | \$ 51,923.41  | \$ 236,134.07 | \$ 3,917,739.03 |
| 26     | \$ 291,289.86 | \$ 48,971.74  | \$ 239,085.75 | \$ 3,678,653.29 |
| 27     | \$ 291,289.86 | \$ 45,983.17  | \$ 242,074.32 | \$ 3,436,578.97 |
| 28     | \$ 291,289.86 | \$ 42,957.24  | \$ 245,100.25 | \$ 3,191,478.72 |
| 29     | \$ 291,289.86 | \$ 39,893.48  | \$ 248,164.00 | \$ 2,943,314.72 |
| 30     | \$ 291,289.86 | \$ 36,791.43  | \$ 251,266.05 | \$ 2,692,048.67 |
| 31     | \$ 291,289.86 | \$ 33,650.61  | \$ 254,406.87 | \$ 2,437,641.80 |
| 32     | \$ 291,289.86 | \$ 30,470.52  | \$ 257,586.96 | \$ 2,180,054.84 |
| 33     | \$ 291,289.86 | \$ 27,250.69  | \$ 260,806.80 | \$ 1,919,248.04 |
| 34     | \$ 291,289.86 | \$ 23,990.60  | \$ 264,066.88 | \$ 1,655,181.16 |
| 35     | \$ 291,289.86 | \$ 20,689.76  | \$ 267,367.72 | \$ 1,387,813.44 |
| 36     | \$ 291,289.86 | \$ 17,347.67  | \$ 270,709.82 | \$ 1,117,103.62 |
| 37     | \$ 291,289.86 | \$ 13,963.80  | \$ 274,093.69 | \$ 843,009.93   |
| 38     | \$ -          | \$ 10,537.62  | \$ 277,519.86 | \$ 565,490.08   |
| 39     | \$ 291,289.86 | \$ 7,068.63   | \$ 280,988.86 | \$ 284,501.22   |
| 40     | \$ 291,289.86 | \$ 3,556.27   | \$ 284,501.22 | \$ -            |

Note: Assumes two (2) payments per year (ex: 1st year would include PERIOD 1 and 2)

Note: Assumes payments will begin in 1st Pay Year (Year 2 of Annexation)

Note: All estimates shown are preliminary (actual results may vary and may be material)

**City of Bloomington - Annexation**

Projected Non-Capital & Capital Expenses

City Clerk Department - Area 2: South-East Bloomington Annexation Area

September 10, 2021

**IF ONLY AREA 2 IS ANNEXED**

| Expense Items                     | Year 1 |               | Year 2 |               | Year 3 |               | Year 4 |               |
|-----------------------------------|--------|---------------|--------|---------------|--------|---------------|--------|---------------|
|                                   | Number | Minimum Costs | Number | Maximum Costs | Number | Minimum Costs | Number | Maximum Costs |
| <b>Non Capital Expenses</b>       |        |               |        |               |        |               |        |               |
|                                   |        |               |        |               |        |               |        |               |
| <b>Total Non Capital Expenses</b> |        | \$ -          |        | \$ -          |        | \$ -          |        | \$ -          |
| <b>Capital Expenses</b>           |        |               |        |               |        |               |        |               |
|                                   |        |               |        |               |        |               |        |               |
| <b>Total Capital Expenses</b>     |        | \$ -          |        | \$ -          |        | \$ -          |        | \$ -          |
| <b>Total Non Cap/Capital Exp</b>  |        | \$ -          |        | \$ -          |        | \$ -          |        | \$ -          |

**City of Bloomington - Annexation**

Projected Non-Capital & Capital Expenses

Community & Family Resources Department - Area 2: South-East Bloomington Annexation Area

September 10, 2021

**IF ONLY AREA 2 IS ANNEXED**

| Expense Items                     | Year 1 |                  |        |                  | Year 2 |                  |        |                  | Year 3 |                  |        |                  | Year 4 |                  |        |                  |
|-----------------------------------|--------|------------------|--------|------------------|--------|------------------|--------|------------------|--------|------------------|--------|------------------|--------|------------------|--------|------------------|
|                                   | Number | Minimum Costs    | Number | Maximum Costs    | Number | Minimum Costs    | Number | Maximum Costs    | Number | Minimum Costs    | Number | Maximum Costs    | Number | Minimum Costs    | Number | Maximum Costs    |
| <b>Non Capital Expenses</b>       |        |                  |        |                  |        |                  |        |                  |        |                  |        |                  |        |                  |        |                  |
| New Employees                     | 0.31   | \$ 18,776        | 0.31   | \$ 18,776        | 0.31   | \$ 19,340        | 0.31   | \$ 19,340        | 0.31   | \$ 19,920        | 0.31   | \$ 19,920        | 0.31   | \$ 20,517        | 0.31   | \$ 20,517        |
| Marketing                         | 0.31   | \$ 2,504         | 0.31   | \$ 2,504         | 0.31   | \$ 2,579         | 0.31   | \$ 2,579         | 0.31   | \$ 2,656         | 0.31   | \$ 2,656         | 0.31   | \$ 2,736         | 0.31   | \$ 2,736         |
| New Program Development           | 0.31   | \$ 7,823         | 0.31   | \$ 7,823         | 0.31   | \$ 8,058         | 0.31   | \$ 8,058         | 0.31   | \$ 8,300         | 0.31   | \$ 8,300         | 0.31   | \$ 8,549         | 0.31   | \$ 8,549         |
| <b>Total Non Capital Expenses</b> |        | <b>\$ 29,103</b> |        | <b>\$ 29,103</b> |        | <b>\$ 29,976</b> |        | <b>\$ 29,976</b> |        | <b>\$ 30,876</b> |        | <b>\$ 30,876</b> |        | <b>\$ 31,802</b> |        | <b>\$ 31,802</b> |
| <b>Capital Expenses</b>           |        |                  |        |                  |        |                  |        |                  |        |                  |        |                  |        |                  |        |                  |
|                                   |        |                  |        |                  |        |                  |        |                  |        |                  |        |                  |        |                  |        |                  |
| <b>Total Capital Expenses</b>     |        | <b>\$ -</b>      |        | <b>\$ -</b>      |        | <b>\$ -</b>      |        | <b>\$ -</b>      |        | <b>\$ -</b>      |        | <b>\$ -</b>      |        | <b>\$ -</b>      |        | <b>\$ -</b>      |
| <b>Total Non Cap/Capital Exp</b>  |        | <b>\$ 29,103</b> |        | <b>\$ 29,103</b> |        | <b>\$ 29,976</b> |        | <b>\$ 29,976</b> |        | <b>\$ 30,876</b> |        | <b>\$ 30,876</b> |        | <b>\$ 31,802</b> |        | <b>\$ 31,802</b> |

Note (1): Years 2, 3, and 4 assume a 3% increase due to cost of inflation.

**City of Bloomington - Annexation**

Projected Non-Capital & Capital Expenses  
 Controller Department - Area 2: South-East Bloomington Annexation Area  
 September 10, 2021

IF ONLY AREA 2 IS ANNEXED

| Expense Items                     | Year 1 |               |        |               | Year 2 |               |        |               | Year 3 |               |        |               | Year 4 |               |        |               |
|-----------------------------------|--------|---------------|--------|---------------|--------|---------------|--------|---------------|--------|---------------|--------|---------------|--------|---------------|--------|---------------|
|                                   | Number | Minimum Costs | Number | Maximum Costs | Number | Minimum Costs | Number | Maximum Costs | Number | Minimum Costs | Number | Maximum Costs | Number | Minimum Costs | Number | Maximum Costs |
| <b>Non Capital Expenses</b>       |        |               |        |               |        |               |        |               |        |               |        |               |        |               |        |               |
| New Employees                     |        |               | 0.34   | \$ 27,918     |        |               | 0.34   | \$ 28,755     |        |               | 0.34   | \$ 29,618     |        |               | 0.34   | \$ 30,506     |
| Supplies                          |        |               | 0.34   | \$ 372        |        |               | 0.34   | \$ 383        |        |               | 0.34   | \$ 395        |        |               | 0.34   | \$ 407        |
| <b>Total Non Capital Expenses</b> |        | \$ -          |        | \$ 28,290     |        | \$ -          |        | \$ 29,139     |        | \$ -          |        | \$ 30,013     |        | \$ -          |        | \$ 30,913     |
| <b>Capital Expenses</b>           |        |               |        |               |        |               |        |               |        |               |        |               |        |               |        |               |
|                                   |        |               |        |               |        |               |        |               |        |               |        |               |        |               |        |               |
| <b>Total Capital Expenses</b>     |        | \$ -          |        | \$ -          |        | \$ -          |        | \$ -          |        | \$ -          |        | \$ -          |        | \$ -          |        | \$ -          |
| <b>Total Non Cap/Capital Exp</b>  |        | \$ -          |        | \$ 28,290     |        | \$ -          |        | \$ 29,139     |        | \$ -          |        | \$ 30,013     |        | \$ -          |        | \$ 30,913     |

Note (1): Years 2, 3, and 4 assume a 3% increase due to cost of inflation.

**City of Bloomington - Annexation**

Projected Non-Capital & Capital Expenses  
 Council Department - Area 2: South-East Bloomington Annexation Area  
 September 10, 2021

IF ONLY AREA 2 IS ANNEXED

| Expense Items                     | Year 1 |               |        |               | Year 2 |               |        |               | Year 3 |               |        |               | Year 4 |               |        |               |
|-----------------------------------|--------|---------------|--------|---------------|--------|---------------|--------|---------------|--------|---------------|--------|---------------|--------|---------------|--------|---------------|
|                                   | Number | Minimum Costs | Number | Maximum Costs | Number | Minimum Costs | Number | Maximum Costs | Number | Minimum Costs | Number | Maximum Costs | Number | Minimum Costs | Number | Maximum Costs |
| <b>Non Capital Expenses</b>       |        |               |        |               |        |               |        |               |        |               |        |               |        |               |        |               |
| <b>Total Non Capital Expenses</b> |        | \$ -          |        | \$ -          |        | \$ -          |        | \$ -          |        | \$ -          |        | \$ -          |        | \$ -          |        | \$ -          |
| <b>Capital Expenses</b>           |        |               |        |               |        |               |        |               |        |               |        |               |        |               |        |               |
| <b>Total Capital Expenses</b>     |        | \$ -          |        | \$ -          |        | \$ -          |        | \$ -          |        | \$ -          |        | \$ -          |        | \$ -          |        | \$ -          |
| <b>Total Non Cap/Capital Exp</b>  |        | \$ -          |        | \$ -          |        | \$ -          |        | \$ -          |        | \$ -          |        | \$ -          |        | \$ -          |        | \$ -          |



**City of Bloomington - Annexation**

Projected Non-Capital & Capital Expenses  
 ESD Department - Area 2: South-East Bloomington Annexation Area  
 September 10, 2021

**IF ONLY AREA 2 IS ANNEXED**

| Expense Items                          | Year 1 |                  |        |                  | Year 2 |                  |        |                  | Year 3 |               |        |               | Year 4 |               |        |               |
|--|--------|------------------|--------|------------------|--------|------------------|--------|------------------|--------|---------------|--------|---------------|--------|---------------|--------|---------------|
|  | Number | Minimum Costs    | Number | Maximum Costs    | Number | Minimum Costs    | Number | Maximum Costs    | Number | Minimum Costs | Number | Maximum Costs | Number | Minimum Costs | Number | Maximum Costs |
| <b>Non Capital Expenses</b>            |        |                  |        |                  |        |                  |        |                  |        |               |        |               |        |               |        |               |
| Labor Support \$160k - \$75k x 2 Years | 0.31   | \$ 23,470        | 0.31   | \$ 23,470        | 0.31   | \$ 23,470        | 0.31   | \$ 23,470        |        | \$ -          |        | \$ -          |        | \$ -          |        | \$ -          |
| <b>Total Non Capital Expenses</b>      |        | <b>\$ 23,470</b> |        | <b>\$ 23,470</b> |        | <b>\$ 23,470</b> |        | <b>\$ 23,470</b> |        | <b>\$ -</b>   |        | <b>\$ -</b>   |        | <b>\$ -</b>   |        | <b>\$ -</b>   |
| <b>Capital Expenses</b>                |        |                  |        |                  |        |                  |        |                  |        |               |        |               |        |               |        |               |
|  |        |                  |        |                  |        |                  |        |                  |        |               |        |               |        |               |        |               |
| <b>Total Capital Expenses</b>          |        | <b>\$ -</b>      |        | <b>\$ -</b>      |        | <b>\$ -</b>      |        | <b>\$ -</b>      |        | <b>\$ -</b>   |        | <b>\$ -</b>   |        | <b>\$ -</b>   |        | <b>\$ -</b>   |
| <b>Total Non Cap/Capital Exp</b>       |        | <b>\$ 23,470</b> |        | <b>\$ 23,470</b> |        | <b>\$ 23,470</b> |        | <b>\$ 23,470</b> |        | <b>\$ -</b>   |        | <b>\$ -</b>   |        | <b>\$ -</b>   |        | <b>\$ -</b>   |

Note (1): Non capital expenses for Years 2, 3, and 4 assume a 3% increase due to cost of inflation.

**City of Bloomington - Annexation**

Projected Non-Capital & Capital Expenses

Engineering Department - Area 2: South-East Bloomington Annexation Area

September 10, 2021

**IF ONLY AREA 2 IS ANNEXED**

| Expense Items                     | Year 1 |                   |        |                   | Year 2 |                   |        |                   | Year 3 |                   |        |                   | Year 4 |                  |        |                  |
|-----------------------------------|--------|-------------------|--------|-------------------|--------|-------------------|--------|-------------------|--------|-------------------|--------|-------------------|--------|------------------|--------|------------------|
|                                   | Number | Minimum Costs     | Number | Maximum Costs     | Number | Minimum Costs     | Number | Maximum Costs     | Number | Minimum Costs     | Number | Maximum Costs     | Number | Minimum Costs    | Number | Maximum Costs    |
| <b>Non Capital Expenses</b>       |        |                   |        |                   |        |                   |        |                   |        |                   |        |                   |        |                  |        |                  |
| New Project Manager               | 0.29   | \$ 15,647         | 0.31   | \$ 16,899         | 0.29   | \$ 16,116         | 0.31   | \$ 17,406         | 0.29   | \$ 16,600         | 0.31   | \$ 17,928         | 0.29   | \$ 17,098        | 0.31   | \$ 18,466        |
| New Engineering Field Specialist  | 0.29   | \$ 15,021         | 0.31   | \$ 16,273         | 0.29   | \$ 15,472         | 0.31   | \$ 16,761         | 0.29   | \$ 15,936         | 0.31   | \$ 17,264         | 0.29   | \$ 16,414        | 0.31   | \$ 17,782        |
| Supplies                          | 0.31   | \$ 2,034          | 0.31   | \$ 2,034          | 0.31   | \$ 2,095          | 0.31   | \$ 2,095          | 0.31   | \$ 2,158          | 0.31   | \$ 2,158          | 0.31   | \$ 2,223         | 0.31   | \$ 2,223         |
| Travel, Dues & Instructions       | 0.31   | \$ 469            | 0.31   | \$ 469            | 0.31   | \$ 483            | 0.31   | \$ 483            | 0.31   | \$ 498            | 0.31   | \$ 498            | 0.31   | \$ 513           | 0.31   | \$ 513           |
| <b>Total Non Capital Expenses</b> |        | <b>\$ 33,171</b>  |        | <b>\$ 35,675</b>  |        | <b>\$ 34,167</b>  |        | <b>\$ 36,745</b>  |        | <b>\$ 35,192</b>  |        | <b>\$ 37,847</b>  |        | <b>\$ 36,247</b> |        | <b>\$ 38,983</b> |
| <b>Capital Expenses</b>           |        |                   |        |                   |        |                   |        |                   |        |                   |        |                   |        |                  |        |                  |
| Trucks                            | 0.42   | \$ 10,431         | 0.42   | \$ 10,431         | 0.42   | \$ 10,431         | 0.42   | \$ 10,431         | 0.42   | \$ 10,431         | 0.42   | \$ 10,431         | 0.00   | \$ -             | 0.00   | \$ -             |
| Phones/Tablets                    | 0.42   | \$ 209            | 0.42   | \$ 209            | 0.42   | \$ 209            | 0.42   | \$ 209            | 0.42   | \$ 209            | 0.42   | \$ 209            | 0.00   | \$ -             | 0.00   | \$ -             |
| Work Space Expansion              | 0.21   | \$ 10,431         | 0.42   | \$ 20,863         | 0.21   | \$ 10,431         | 0.42   | \$ 20,863         | 0.21   | \$ 10,431         | 0.42   | \$ 20,863         | 0.00   | \$ -             | 0.00   | \$ -             |
| Engineering Projects              | 0.10   | \$ 177,331        | 0.10   | \$ 177,331        | 0.10   | \$ 177,331        | 0.10   | \$ 177,331        | 0.10   | \$ 177,331        | 0.10   | \$ 177,331        | 0.00   | \$ -             | 0.00   | \$ -             |
| <b>Total Capital Expenses</b>     |        | <b>\$ 198,402</b> |        | <b>\$ 208,834</b> |        | <b>\$ 198,402</b> |        | <b>\$ 208,834</b> |        | <b>\$ 198,402</b> |        | <b>\$ 208,834</b> |        | <b>\$ -</b>      |        | <b>\$ -</b>      |
| <b>Total Non Cap/Capital Exp</b>  |        | <b>\$ 231,574</b> |        | <b>\$ 244,509</b> |        | <b>\$ 232,569</b> |        | <b>\$ 245,579</b> |        | <b>\$ 233,594</b> |        | <b>\$ 246,681</b> |        | <b>\$ 36,247</b> |        | <b>\$ 38,983</b> |

Note (1): Non capital expenses for Years 2, 3, and 4 assume a 3% increase due to cost of inflation.

**City of Bloomington - Annexation**

Projected Non-Capital & Capital Expenses

Fire Department - Area 2: South-East Bloomington Annexation Area

September 10, 2021

**IF ONLY AREA 2 IS ANNEXED**

| Expense Items                     | Year 1 |                   |        |                   | Year 2 |                   |        |                   | Year 3 |                   |        |                   | Year 4 |                   |        |                   |
|-----------------------------------|--------|-------------------|--------|-------------------|--------|-------------------|--------|-------------------|--------|-------------------|--------|-------------------|--------|-------------------|--------|-------------------|
|                                   | Number | Minimum Costs     | Number | Maximum Costs     | Number | Minimum Costs     | Number | Maximum Costs     | Number | Minimum Costs     | Number | Maximum Costs     | Number | Minimum Costs     | Number | Maximum Costs     |
| <b>Non Capital Expenses</b>       |        |                   |        |                   |        |                   |        |                   |        |                   |        |                   |        |                   |        |                   |
| Captains                          | 1.44   | \$ 87,839         | 1.44   | \$ 87,839         | 1.44   | \$ 90,474         | 1.44   | \$ 90,474         | 1.44   | \$ 93,188         | 1.44   | \$ 93,188         | 1.44   | \$ 95,984         | 1.44   | \$ 95,984         |
| Chauffeurs                        | 1.44   | \$ 81,599         | 1.44   | \$ 81,599         | 1.44   | \$ 84,047         | 1.44   | \$ 84,047         | 1.44   | \$ 86,569         | 1.44   | \$ 86,569         | 1.44   | \$ 89,166         | 1.44   | \$ 89,166         |
| Firefighters                      | 4.31   | \$ 235,491        | 4.31   | \$ 235,491        | 4.31   | \$ 242,555        | 4.31   | \$ 242,555        | 4.31   | \$ 249,832        | 4.31   | \$ 249,832        | 4.31   | \$ 257,327        | 4.31   | \$ 257,327        |
| Deputy Fire Marshal               | 0.48   | \$ 39,331         | 0.48   | \$ 39,331         | 0.48   | \$ 40,511         | 0.48   | \$ 40,511         | 0.48   | \$ 41,726         | 0.48   | \$ 41,726         | 0.48   | \$ 42,978         | 0.48   | \$ 42,978         |
| Apparatus Operating Maintenance   | 0.48   | \$ 19,160         | 0.48   | \$ 23,950         | 0.48   | \$ 19,735         | 0.48   | \$ 24,669         | 0.48   | \$ 20,327         | 0.48   | \$ 25,409         | 0.48   | \$ 20,937         | 0.48   | \$ 26,171         |
| Fire Station Annual Maintenance   | 0.48   | \$ 4,790          | 0.48   | \$ 7,185          | 0.48   | \$ 4,934          | 0.48   | \$ 7,401          | 0.48   | \$ 5,082          | 0.48   | \$ 7,623          | 0.48   | \$ 5,234          | 0.48   | \$ 7,851          |
| <b>Total Non Capital Expenses</b> |        | <b>\$ 468,210</b> |        | <b>\$ 475,395</b> |        | <b>\$ 482,256</b> |        | <b>\$ 489,657</b> |        | <b>\$ 496,724</b> |        | <b>\$ 504,347</b> |        | <b>\$ 511,626</b> |        | <b>\$ 519,477</b> |
| <b>Capital Expenses</b>           |        |                   |        |                   |        |                   |        |                   |        |                   |        |                   |        |                   |        |                   |
| Station Upgrade                   | 0.16   | \$ 39,917         | 0.16   | \$ 79,834         | 0.16   | \$ 39,917         | 0.16   | \$ 79,834         | 0.16   | \$ 39,917         | 0.16   | \$ 79,834         | 0.00   | \$ -              | 0.00   | \$ -              |
| Fire Engine Pumper                | 0.16   | \$ 91,809         | 0.16   | \$ 99,793         | 0.16   | \$ 91,809         | 0.16   | \$ 99,793         | 0.16   | \$ 91,809         | 0.16   | \$ 99,793         | 0.00   | \$ -              | 0.00   | \$ -              |
| SCBA Inventory                    | 0.96   | \$ 4,790          | 0.96   | \$ 4,790          | 0.96   | \$ 4,790          | 0.96   | \$ 4,790          | 0.96   | \$ 4,790          | 0.96   | \$ 4,790          | 0.00   | \$ -              | 0.00   | \$ -              |
| Personal Protective Equipment     | 2.55   | \$ 17,883         | 2.55   | \$ 17,883         | 2.55   | \$ 17,883         | 2.55   | \$ 17,883         | 2.55   | \$ 17,883         | 2.55   | \$ 17,883         | 0.00   | \$ -              | 0.00   | \$ -              |
| Office Reconfiguration/Furniture  | 0.16   | \$ 4,790          | 0.16   | \$ 15,967         | 0.16   | \$ 4,790          | 0.16   | \$ 15,967         | 0.16   | \$ 4,790          | 0.16   | \$ 15,967         | 0.00   | \$ -              | 0.00   | \$ -              |
| Communication Equipment           | 0.16   | \$ 5,588          | 0.16   | \$ 9,580          | 0.16   | \$ 5,588          | 0.16   | \$ 9,580          | 0.16   | \$ 5,588          | 0.16   | \$ 9,580          | 0.00   | \$ -              | 0.00   | \$ -              |
| <b>Total Capital Expenses</b>     |        | <b>\$ 164,778</b> |        | <b>\$ 227,846</b> |        | <b>\$ 164,778</b> |        | <b>\$ 227,846</b> |        | <b>\$ 164,778</b> |        | <b>\$ 227,846</b> |        | <b>\$ -</b>       |        | <b>\$ -</b>       |
| <b>Total Non Cap/Capital Exp</b>  |        | <b>\$ 632,988</b> |        | <b>\$ 703,242</b> |        | <b>\$ 647,034</b> |        | <b>\$ 717,503</b> |        | <b>\$ 661,502</b> |        | <b>\$ 732,193</b> |        | <b>\$ 511,626</b> |        | <b>\$ 519,477</b> |

Note (1): Based on supplying fire protection to Richland and Salt Creek Townships.

**City of Bloomington - Annexation**

Projected Non-Capital & Capital Expenses

HAND Department - Area 2: South-East Bloomington Annexation Area

September 10, 2021

**IF ONLY AREA 2 IS ANNEXED**

| Expense Items                         | Year 1 |                   |        |                   | Year 2 |                   |        |                   | Year 3 |                   |        |                   | Year 4 |                   |        |                   |
|---------------------------------------|--------|-------------------|--------|-------------------|--------|-------------------|--------|-------------------|--------|-------------------|--------|-------------------|--------|-------------------|--------|-------------------|
|                                       | Number | Minimum Costs     | Number | Maximum Costs     | Number | Minimum Costs     | Number | Maximum Costs     | Number | Minimum Costs     | Number | Maximum Costs     | Number | Minimum Costs     | Number | Maximum Costs     |
| <b>Non Capital Expenses</b>           |        |                   |        |                   |        |                   |        |                   |        |                   |        |                   |        |                   |        |                   |
| Neighborhood Compliance Officer (NCO) | 1      | \$ 103,376        | 1      | \$ 103,376        | 1      | \$ 106,477        | 1      | \$ 106,477        | 1      | \$ 109,672        | 1      | \$ 109,672        | 1      | \$ 112,962        | 1      | \$ 112,962        |
| Administrative Assistant              | 0.31   | \$ 10,723         | 0.63   | \$ 21,447         | 0.31   | \$ 11,045         | 0.63   | \$ 22,090         | 0.31   | \$ 11,376         | 0.63   | \$ 22,753         | 0.31   | \$ 11,718         | 0.63   | \$ 23,436         |
| Supplies/Other                        | 0.31   | \$ 939            | 0.31   | \$ 1,565          | 0.31   | \$ 967            | 0.31   | \$ 1,612          | 0.31   | \$ 996            | 0.31   | \$ 1,660          | 0.31   | \$ 1,026          | 0.31   | \$ 1,710          |
| NCO Inspection Tools                  | 1      | \$ 100            | 1      | \$ 100            |        |                   |        |                   |        |                   |        |                   |        |                   |        |                   |
| <b>Total Non Capital Expenses</b>     |        | <b>\$ 115,138</b> |        | <b>\$ 126,488</b> |        | <b>\$ 118,489</b> |        | <b>\$ 130,179</b> |        | <b>\$ 122,044</b> |        | <b>\$ 134,085</b> |        | <b>\$ 125,705</b> |        | <b>\$ 138,107</b> |
| <b>Capital Expenses</b>               |        |                   |        |                   |        |                   |        |                   |        |                   |        |                   |        |                   |        |                   |
| NCO Vehicles                          | 0.33   | \$ 11,422         | 0.33   | \$ 11,422         | 0.33   | \$ 11,422         | 0.33   | \$ 11,422         | 0.33   | \$ 11,422         | 0.33   | \$ 11,422         | 0.00   | \$ -              | 0.00   | \$ -              |
| NCO Technology                        | 0.33   | \$ 583            | 0.33   | \$ 583            | 0.33   | \$ 583            | 0.33   | \$ 583            | 0.33   | \$ 583            | 0.33   | \$ 583            | 0.00   | \$ -              | 0.00   | \$ -              |
| <b>Total Capital Expenses</b>         |        | <b>\$ 12,006</b>  |        | <b>\$ 12,006</b>  |        | <b>\$ 12,006</b>  |        | <b>\$ 12,006</b>  |        | <b>\$ 12,006</b>  |        | <b>\$ 12,006</b>  |        | <b>\$ -</b>       |        | <b>\$ -</b>       |
| <b>Total Non Cap/Capital Exp</b>      |        | <b>\$ 127,144</b> |        | <b>\$ 138,493</b> |        | <b>\$ 130,495</b> |        | <b>\$ 142,185</b> |        | <b>\$ 134,050</b> |        | <b>\$ 146,090</b> |        | <b>\$ 125,705</b> |        | <b>\$ 138,107</b> |

Note (1): Non capital expenses for Years 2, 3, and 4 assume a 3% increase due to cost of inflation.

**City of Bloomington - Annexation**

Projected Non-Capital & Capital Expenses

Human Resources Department - Area 2: South-East Bloomington Annexation Area

September 10, 2021

**IF ONLY AREA 2 IS ANNEXED**

| Expense Items                     | Year 1 |                  |        |                  | Year 2 |                  |        |                  | Year 3 |                  |        |                  | Year 4 |                  |        |                  |
|-----------------------------------|--------|------------------|--------|------------------|--------|------------------|--------|------------------|--------|------------------|--------|------------------|--------|------------------|--------|------------------|
|                                   | Number | Minimum Costs    | Number | Maximum Costs    | Number | Minimum Costs    | Number | Maximum Costs    | Number | Minimum Costs    | Number | Maximum Costs    | Number | Minimum Costs    | Number | Maximum Costs    |
| <b>Non Capital Expenses</b>       |        |                  |        |                  |        |                  |        |                  |        |                  |        |                  |        |                  |        |                  |
| Special Project Manager           | 0.34   | \$ 27,622        | 0.34   | \$ 27,622        | 0.34   | \$ 28,451        | 0.34   | \$ 28,451        | 0.34   | \$ 29,304        | 0.34   | \$ 29,304        | 0.34   | \$ 30,183        | 0.34   | \$ 30,183        |
| Administrative Assistant          | 0.34   | \$ 14,148        | 0.34   | \$ 14,148        | 0.34   | \$ 14,572        | 0.34   | \$ 14,572        | 0.34   | \$ 15,009        | 0.34   | \$ 15,009        | 0.34   | \$ 15,460        | 0.34   | \$ 15,460        |
| Training/Professional Dues        | 0.34   | \$ 266           | 0.34   | \$ 266           | 0.34   | \$ 274           | 0.34   | \$ 274           | 0.34   | \$ 282           | 0.34   | \$ 282           | 0.34   | \$ 291           | 0.34   | \$ 291           |
| Supplies                          | 0.34   | \$ 168           | 0.34   | \$ 168           | 0.34   | \$ 173           | 0.34   | \$ 173           | 0.34   | \$ 179           | 0.34   | \$ 179           | 0.34   | \$ 184           | 0.34   | \$ 184           |
| <b>Total Non Capital Expenses</b> |        | <b>\$ 42,204</b> |        | <b>\$ 42,204</b> |        | <b>\$ 43,471</b> |        | <b>\$ 43,471</b> |        | <b>\$ 44,775</b> |        | <b>\$ 44,775</b> |        | <b>\$ 46,118</b> |        | <b>\$ 46,118</b> |
| <b>Capital Expenses</b>           |        |                  |        |                  |        |                  |        |                  |        |                  |        |                  |        |                  |        |                  |
| Computer/Office Equip             | 0.11   | \$ 281           | 0.11   | \$ 561           | 0.11   | \$ 281           | 0.11   | \$ 561           | 0.11   | \$ 281           | 0.11   | \$ 561           | 0.00   | \$ -             | 0.00   | \$ -             |
| <b>Total Capital Expenses</b>     |        | <b>\$ 281</b>    |        | <b>\$ 561</b>    |        | <b>\$ 281</b>    |        | <b>\$ 561</b>    |        | <b>\$ 281</b>    |        | <b>\$ 561</b>    |        | <b>\$ -</b>      |        | <b>\$ -</b>      |
| <b>Total Non Cap/Capital Exp</b>  |        | <b>\$ 42,485</b> |        | <b>\$ 42,766</b> |        | <b>\$ 43,751</b> |        | <b>\$ 44,032</b> |        | <b>\$ 45,055</b> |        | <b>\$ 45,336</b> |        | <b>\$ 46,118</b> |        | <b>\$ 46,118</b> |

Note (1): Non capital expenses for Years 2, 3, and 4 assume a 3% increase due to cost of inflation.

**City of Bloomington - Annexation**

Projected Non-Capital & Capital Expenses  
 ITS Department - Area 2: South-East Bloomington Annexation Area  
 September 10, 2021

**IF ONLY AREA 2 IS ANNEXED**

| Expense Items                     | Year 1 |                  |        |                  | Year 2 |                   |        |                   | Year 3 |                   |        |                   | Year 4 |                   |        |                   |
|-----------------------------------|--------|------------------|--------|------------------|--------|-------------------|--------|-------------------|--------|-------------------|--------|-------------------|--------|-------------------|--------|-------------------|
|                                   | Number | Minimum Costs    | Number | Maximum Costs    | Number | Minimum Costs     | Number | Maximum Costs     | Number | Minimum Costs     | Number | Maximum Costs     | Number | Minimum Costs     | Number | Maximum Costs     |
| <b>Non Capital Expenses</b>       |        |                  |        |                  |        |                   |        |                   |        |                   |        |                   |        |                   |        |                   |
| Tech Support Specialist           | 0.16   | \$ 10,953        | 0.31   | \$ 21,906        | 0.16   | \$ 22,563         | 0.31   | \$ 22,563         | 0.16   | \$ 23,240         | 0.31   | \$ 23,240         | 0.16   | \$ 23,937         | 0.31   | \$ 23,937         |
| Application Analyst               | 0.31   | \$ 26,600        | 0.31   | \$ 26,600        | 0.31   | \$ 27,398         | 0.31   | \$ 27,398         | 0.31   | \$ 28,220         | 0.31   | \$ 28,220         | 0.31   | \$ 29,066         | 0.31   | \$ 29,066         |
| GIS Specialist                    | 0.16   | \$ 11,735        | 0.31   | \$ 23,470        | 0.16   | \$ 24,174         | 0.31   | \$ 24,174         | 0.16   | \$ 24,900         | 0.31   | \$ 24,900         | 0.16   | \$ 25,647         | 0.31   | \$ 25,647         |
| Junior Systems/Network Admin      | 0      | \$ -             | 0      | \$ -             | 0.31   | \$ 23,470         | 0.31   | \$ 23,470         | 0.32   | \$ 24,174         | 0.32   | \$ 24,174         | 0.33   | \$ 24,900         | 0.33   | \$ 24,900         |
| Software Licenses & Maintenance   | 0.31   | \$ 141           | 0.31   | \$ 141           | 0.31   | \$ 150            | 0.31   | \$ 150            | 0.31   | \$ 150            | 0.31   | \$ 150            | 0.31   | \$ 150            | 0.31   | \$ 150            |
| Phone Service                     | 0.31   | \$ 282           | 0.31   | \$ 282           | 0.31   | \$ 290            | 0.31   | \$ 290            | 0.31   | \$ 299            | 0.31   | \$ 299            | 0.31   | \$ 308            | 0.31   | \$ 308            |
| New Facility Maintenance          | 0.31   | \$ 1,565         | 0.31   | \$ 1,565         | 0.31   | \$ 1,612          | 0.31   | \$ 1,612          | 0.31   | \$ 1,660          | 0.31   | \$ 1,660          | 0.31   | \$ 1,710          | 0.31   | \$ 1,710          |
| <b>Total Non Capital Expenses</b> |        | <b>\$ 51,275</b> |        | <b>\$ 73,963</b> |        | <b>\$ 99,657</b>  |        | <b>\$ 99,657</b>  |        | <b>\$ 102,642</b> |        | <b>\$ 102,642</b> |        | <b>\$ 105,717</b> |        | <b>\$ 105,717</b> |
| <b>Capital Expenses</b>           |        |                  |        |                  |        |                   |        |                   |        |                   |        |                   |        |                   |        |                   |
| Hardware (Tech) for Staff         | 0.10   | \$ 209           | 0.10   | \$ 209           | 0.10   | \$ 209            | 0.10   | \$ 209            | 0.10   | \$ 209            | 0.10   | \$ 209            | 0.00   | \$ -              | 0.00   | \$ -              |
| Existing Facility Improvements    | 0.10   | \$ 1,043         | 0.10   | \$ 2,086         | 0.10   | \$ 1,043          | 0.10   | \$ 2,086          | 0.10   | \$ 1,043          | 0.10   | \$ 2,086          | 0.00   | \$ -              | 0.00   | \$ -              |
| New Facility                      | 0.10   | \$ 3,129         | 0.10   | \$ 6,259         | 0.10   | \$ 3,129          | 0.10   | \$ 6,259          | 0.10   | \$ 3,129          | 0.10   | \$ 6,259          | 0.00   | \$ -              | 0.00   | \$ -              |
| <b>Total Capital Expenses</b>     |        | <b>\$ 4,381</b>  |        | <b>\$ 8,554</b>  |        | <b>\$ 4,381</b>   |        | <b>\$ 8,554</b>   |        | <b>\$ 4,381</b>   |        | <b>\$ 8,554</b>   |        | <b>\$ -</b>       |        | <b>\$ -</b>       |
| <b>Total Non Cap/Capital Exp</b>  |        | <b>\$ 55,656</b> |        | <b>\$ 82,516</b> |        | <b>\$ 104,038</b> |        | <b>\$ 108,211</b> |        | <b>\$ 107,023</b> |        | <b>\$ 111,196</b> |        | <b>\$ 105,717</b> |        | <b>\$ 105,717</b> |

Note (1): Non capital expenses for Years 2, 3, and 4 assume a 3% increase due to cost of inflation.

**City of Bloomington - Annexation**

Projected Non-Capital & Capital Expenses

Legal Department - Area 2: South-East Bloomington Annexation Area

September 10, 2021

IF ONLY AREA 2 IS ANNEXED

| Expense Items                     | Year 1 |                  |        |                  | Year 2 |                  |        |                  | Year 3 |                  |        |                  | Year 4 |                  |        |                  |
|-----------------------------------|--------|------------------|--------|------------------|--------|------------------|--------|------------------|--------|------------------|--------|------------------|--------|------------------|--------|------------------|
|                                   | Number | Minimum<br>Costs | Number | Maximum<br>Costs | Number | Minimum<br>Costs | Number | Maximum<br>Costs | Number | Minimum<br>Costs | Number | Maximum<br>Costs | Number | Minimum<br>Costs | Number | Maximum<br>Costs |
| <b>Non Capital Expenses</b>       |        |                  |        |                  |        |                  |        |                  |        |                  |        |                  |        |                  |        |                  |
|                                   |        | \$ -             |        | \$ -             |        | \$ -             |        | \$ -             |        | \$ -             |        | \$ -             |        | \$ -             |        | \$ -             |
| <b>Total Non Capital Expenses</b> |        | \$ -             |        | \$ -             |        | \$ -             |        | \$ -             |        | \$ -             |        | \$ -             |        | \$ -             |        | \$ -             |
| <b>Capital Expenses</b>           |        |                  |        |                  |        |                  |        |                  |        |                  |        |                  |        |                  |        |                  |
|                                   |        |                  |        |                  |        |                  |        |                  |        |                  |        |                  |        |                  |        |                  |
| <b>Total Capital Expenses</b>     |        | \$ -             |        | \$ -             |        | \$ -             |        | \$ -             |        | \$ -             |        | \$ -             |        | \$ -             |        | \$ -             |
| <b>Total Non Cap/Capital Exp</b>  |        | \$ -             |        | \$ -             |        | \$ -             |        | \$ -             |        | \$ -             |        | \$ -             |        | \$ -             |        | \$ -             |

Note (1): Non capital expenses for Years 2, 3, and 4 assume a 3% increase due to cost of inflation.

**City of Bloomington - Annexation**

Projected Non-Capital & Capital Expenses  
 Mayor Department - Area 2: South-East Bloomington Annexation Area  
 September 10, 2021

IF ONLY AREA 2 IS ANNEXED

| Expense Items                     | Year 1 |                  |        |                  | Year 2 |                  |        |                  | Year 3 |                  |        |                  | Year 4 |                  |        |                  |
|-----------------------------------|--------|------------------|--------|------------------|--------|------------------|--------|------------------|--------|------------------|--------|------------------|--------|------------------|--------|------------------|
|                                   | Number | Minimum Costs    | Number | Maximum Costs    | Number | Minimum Costs    | Number | Maximum Costs    | Number | Minimum Costs    | Number | Maximum Costs    | Number | Minimum Costs    | Number | Maximum Costs    |
| <b>Non Capital Expenses</b>       |        |                  |        |                  |        |                  |        |                  |        |                  |        |                  |        |                  |        |                  |
| New Employee                      | 0.31   | \$ 46,941        | 0.31   | \$ 46,941        | 0.31   | \$ 48,349        | 0.31   | \$ 48,349        | 0.31   | \$ 49,799        | 0.31   | \$ 49,799        | 0.31   | \$ 51,293        | 0.31   | \$ 51,293        |
| <b>Total Non Capital Expenses</b> |        | <b>\$ 46,941</b> |        | <b>\$ 46,941</b> |        | <b>\$ 48,349</b> |        | <b>\$ 48,349</b> |        | <b>\$ 49,799</b> |        | <b>\$ 49,799</b> |        | <b>\$ 51,293</b> |        | <b>\$ 51,293</b> |
| <b>Capital Expenses</b>           |        |                  |        |                  |        |                  |        |                  |        |                  |        |                  |        |                  |        |                  |
|                                   |        |                  |        |                  |        |                  |        |                  |        |                  |        |                  |        |                  |        |                  |
| <b>Total Capital Expenses</b>     |        | <b>\$ -</b>      |        | <b>\$ -</b>      |        | <b>\$ -</b>      |        | <b>\$ -</b>      |        | <b>\$ -</b>      |        | <b>\$ -</b>      |        | <b>\$ -</b>      |        | <b>\$ -</b>      |
| <b>Total Non Cap/Capital Exp</b>  |        | <b>\$ 46,941</b> |        | <b>\$ 46,941</b> |        | <b>\$ 48,349</b> |        | <b>\$ 48,349</b> |        | <b>\$ 49,799</b> |        | <b>\$ 49,799</b> |        | <b>\$ 51,293</b> |        | <b>\$ 51,293</b> |



**City of Bloomington - Annexation**

Projected Non-Capital & Capital Expenses

Parks Department - Area 2: South-East Bloomington Annexation Area

September 10, 2021

**IF ONLY AREA 2 IS ANNEXED**

| Expense Items                     | Year 1 |                   |        |                   | Year 2 |                   |        |                   | Year 3 |                   |        |                   | Year 4 |                  |        |                   |
|-----------------------------------|--------|-------------------|--------|-------------------|--------|-------------------|--------|-------------------|--------|-------------------|--------|-------------------|--------|------------------|--------|-------------------|
|                                   | Number | Minimum Costs     | Number | Maximum Costs     | Number | Minimum Costs     | Number | Maximum Costs     | Number | Minimum Costs     | Number | Maximum Costs     | Number | Minimum Costs    | Number | Maximum Costs     |
| <b>Non Capital Expenses</b>       |        |                   |        |                   |        |                   |        |                   |        |                   |        |                   |        |                  |        |                   |
| Seasonal Employee                 | 0.64   | \$ 23,107         | 2.55   | \$ 92,428         | 0.64   | \$ 23,800         | 2.55   | \$ 95,201         | 0.64   | \$ 24,514         | 2.55   | \$ 98,057         | 0.64   | \$ 25,250        | 2.55   | \$ 100,999        |
| Full Time Staff                   | 0.32   | \$ 15,058         | 0.32   | \$ 15,058         | 0.32   | \$ 15,510         | 0.32   | \$ 15,510         | 0.32   | \$ 15,975         | 0.32   | \$ 15,975         | 0.32   | \$ 16,454        | 0.32   | \$ 16,454         |
| Labor - Grounds & Facilities      | 0.32   | \$ 8,045          | 0.32   | \$ 24,163         | 0.32   | \$ 8,287          | 0.32   | \$ 24,888         | 0.32   | \$ 8,535          | 0.32   | \$ 25,635         | 0.32   | \$ 8,791         | 0.32   | \$ 26,404         |
| Supplies - Grounds & Facilities   | 0.32   | \$ 3,229          | 0.32   | \$ 9,687          | 0.32   | \$ 3,326          | 0.32   | \$ 9,978          | 0.32   | \$ 3,426          | 0.32   | \$ 10,277         | 0.32   | \$ 3,528         | 0.32   | \$ 10,585         |
| Miscellaneous                     | 0.32   | \$ 726            | 0.32   | \$ 2,177          | 0.32   | \$ 747            | 0.32   | \$ 2,242          | 0.32   | \$ 770            | 0.32   | \$ 2,309          | 0.32   | \$ 793           | 0.32   | \$ 2,379          |
| <b>Total Non Capital Expenses</b> |        | <b>\$ 50,165</b>  |        | <b>\$ 143,513</b> |        | <b>\$ 51,670</b>  |        | <b>\$ 147,818</b> |        | <b>\$ 53,220</b>  |        | <b>\$ 152,253</b> |        | <b>\$ 54,817</b> |        | <b>\$ 156,820</b> |
| <b>Capital Expenses</b>           |        |                   |        |                   |        |                   |        |                   |        |                   |        |                   |        |                  |        |                   |
| Parks/Trails/Enhancements         | 0.14   | \$ 324,648        | 0.33   | \$ 791,580        | 0.14   | \$ 324,648        | 0.33   | \$ 791,580        | 0.14   | \$ 324,648        | 0.33   | \$ 791,580        | 0.00   | \$ -             | 0.00   | \$ -              |
| <b>Total Capital Expenses</b>     |        | <b>\$ 324,648</b> |        | <b>\$ 791,580</b> |        | <b>\$ 324,648</b> |        | <b>\$ 791,580</b> |        | <b>\$ 324,648</b> |        | <b>\$ 791,580</b> |        | <b>\$ -</b>      |        | <b>\$ -</b>       |
| <b>Total Non Cap/Capital Exp</b>  |        | <b>\$ 374,813</b> |        | <b>\$ 935,093</b> |        | <b>\$ 376,318</b> |        | <b>\$ 939,398</b> |        | <b>\$ 377,868</b> |        | <b>\$ 943,833</b> |        | <b>\$ 54,817</b> |        | <b>\$ 156,820</b> |

Note (1): Non capital expenses for Years 2, 3, and 4 assume a 3% increase due to cost of inflation.

**City of Bloomington - Annexation**

Projected Non-Capital & Capital Expenses

Planning Department - Area 2: South-East Bloomington Annexation Area

September 10, 2021

**IF ONLY AREA 2 IS ANNEXED**

| Expense Items                                  | Year 1 |                  |        |                  | Year 2 |                  |        |                  | Year 3 |                  |        |                  | Year 4 |                  |        |                  |
|--|--------|------------------|--------|------------------|--------|------------------|--------|------------------|--------|------------------|--------|------------------|--------|------------------|--------|------------------|
|  | Number | Minimum Costs    | Number | Maximum Costs    | Number | Minimum Costs    | Number | Maximum Costs    | Number | Minimum Costs    | Number | Maximum Costs    | Number | Minimum Costs    | Number | Maximum Costs    |
| <b>Non Capital Expenses</b>                    |        |                  |        |                  |        |                  |        |                  |        |                  |        |                  |        |                  |        |                  |
| Development Services (DS) - Zoning Planner (1) | 0.34   | \$ 15,329        | 0.34   | \$ 15,329        | 0.34   | \$ 15,789        | 0.34   | \$ 15,789        | 0.34   | \$ 16,263        | 0.34   | \$ 16,263        | 0.34   | \$ 16,751        | 0.34   | \$ 16,751        |
| (DS) - Senior Zoning Planner (1)               | 0.34   | \$ 19,417        | 0.34   | \$ 19,417        | 0.34   | \$ 19,999        | 0.34   | \$ 19,999        | 0.34   | \$ 20,599        | 0.34   | \$ 20,599        | 0.34   | \$ 21,217        | 0.34   | \$ 21,217        |
| (DS) - Zoning Compliance Planner (1)           | 0.34   | \$ 17,032        | 0.34   | \$ 17,032        | 0.34   | \$ 17,543        | 0.34   | \$ 17,543        | 0.34   | \$ 18,070        | 0.34   | \$ 18,070        | 0.34   | \$ 18,612        | 0.34   | \$ 18,612        |
| Miscellaneous                                  | 0.34   | \$ 2,819         | 0.34   | \$ 2,819         | 0.34   | \$ 2,903         | 0.34   | \$ 2,903         | 0.34   | \$ 2,991         | 0.34   | \$ 2,991         | 0.34   | \$ 3,080         | 0.34   | \$ 3,080         |
| <b>Total Non Capital Expenses</b>              |        | <b>\$ 54,597</b> |        | <b>\$ 54,597</b> |        | <b>\$ 56,235</b> |        | <b>\$ 56,235</b> |        | <b>\$ 57,922</b> |        | <b>\$ 57,922</b> |        | <b>\$ 59,660</b> |        | <b>\$ 59,660</b> |
| <b>Capital Expenses</b>                        |        |                  |        |                  |        |                  |        |                  |        |                  |        |                  |        |                  |        |                  |
| Zoning New Land Mass                           | 0.11   | \$ 11,355        | 0.11   | \$ 11,355        | 0.11   | \$ 11,355        | 0.11   | \$ 11,355        | 0.11   | \$ 11,355        | 0.11   | \$ 11,355        | 0.00   | \$ -             | 0.00   | \$ -             |
| Database                                       | 0.11   | \$ 17,032        | 0.11   | \$ 17,032        | 0.11   | \$ 17,032        | 0.11   | \$ 17,032        | 0.11   | \$ 17,032        | 0.11   | \$ 17,032        | 0.00   | \$ -             | 0.00   | \$ -             |
| <b>Total Capital Expenses</b>                  |        | <b>\$ 28,387</b> |        | <b>\$ 28,387</b> |        | <b>\$ 28,387</b> |        | <b>\$ 28,387</b> |        | <b>\$ 28,387</b> |        | <b>\$ 28,387</b> |        | <b>\$ -</b>      |        | <b>\$ -</b>      |
| <b>Total Non Cap/Capital Exp</b>               |        | <b>\$ 82,984</b> |        | <b>\$ 82,984</b> |        | <b>\$ 84,622</b> |        | <b>\$ 84,622</b> |        | <b>\$ 86,309</b> |        | <b>\$ 86,309</b> |        | <b>\$ 59,660</b> |        | <b>\$ 59,660</b> |

Note (1): Non capital expenses for Years 2, 3, and 4 assume a 3% increase due to cost of inflation.

**City of Bloomington - Annexation**

Projected Non-Capital & Capital Expenses

Police Department (SWORN) - Area 2: South-East Bloomington Annexation Area

September 10, 2021

**IF ONLY AREA 2 IS ANNEXED**

| Expense Items                     | Year 1 |                   |        |                     | Year 2 |                   |        |                     | Year 3 |                   |        |                     | Year 4 |                   |        |                   |
|-----------------------------------|--------|-------------------|--------|---------------------|--------|-------------------|--------|---------------------|--------|-------------------|--------|---------------------|--------|-------------------|--------|-------------------|
|                                   | Number | Minimum Costs     | Number | Maximum Costs       | Number | Minimum Costs     | Number | Maximum Costs       | Number | Minimum Costs     | Number | Maximum Costs       | Number | Minimum Costs     | Number | Maximum Costs     |
| <b>Non Capital Expenses</b>       |        |                   |        |                     |        |                   |        |                     |        |                   |        |                     |        |                   |        |                   |
| Sworn Officer                     | 4.19   | \$ 363,642        | 6.00   | \$ 521,221          | 4.19   | \$ 374,552        | 6.00   | \$ 536,857          | 4.19   | \$ 385,788        | 6.00   | \$ 552,963          | 4.19   | \$ 397,362        | 6.00   | \$ 569,552        |
| Sworn Detective                   | 0.82   | \$ 72,404         | 1.50   | \$ 132,740          | 0.82   | \$ 74,576         | 1.50   | \$ 136,722          | 0.82   | \$ 76,813         | 1.50   | \$ 140,824          | 0.82   | \$ 79,117         | 1.50   | \$ 145,049        |
| Sworn Sergeant                    | 0.75   | \$ 73,740         | 1.25   | \$ 122,900          | 0.75   | \$ 75,952         | 1.25   | \$ 126,587          | 0.75   | \$ 78,231         | 1.25   | \$ 130,385          | 0.75   | \$ 80,578         | 1.25   | \$ 134,296        |
| Sworn Lieutenant                  | 0.33   | \$ 33,421         | 0.50   | \$ 50,131           | 0.33   | \$ 34,423         | 0.50   | \$ 51,635           | 0.33   | \$ 35,456         | 0.50   | \$ 53,184           | 0.33   | \$ 36,520         | 0.50   | \$ 54,779         |
| Sworn Administrator - Captain     | 0.33   | \$ 34,066         | 0.50   | \$ 51,099           | 0.33   | \$ 35,088         | 0.50   | \$ 52,632           | 0.33   | \$ 36,141         | 0.50   | \$ 54,211           | 0.33   | \$ 37,225         | 0.50   | \$ 55,837         |
| <b>Total Non Capital Expenses</b> |        | <b>\$ 577,273</b> |        | <b>\$ 878,091</b>   |        | <b>\$ 594,591</b> |        | <b>\$ 904,434</b>   |        | <b>\$ 612,429</b> |        | <b>\$ 931,567</b>   |        | <b>\$ 630,801</b> |        | <b>\$ 959,514</b> |
| <b>Capital Expenses</b>           |        |                   |        |                     |        |                   |        |                     |        |                   |        |                     |        |                   |        |                   |
| MDT                               | 1.51   | \$ 4,235          | 2.35   | \$ 6,580            | 1.51   | \$ 4,235          | 2.35   | \$ 6,580            | 1.51   | \$ 4,235          | 2.35   | \$ 6,580            | 0.00   | \$ -              | 0.00   | \$ -              |
| Mobile Radio                      | 1.51   | \$ 4,537          | 2.35   | \$ 7,050            | 1.51   | \$ 4,537          | 2.35   | \$ 7,050            | 1.51   | \$ 4,537          | 2.35   | \$ 7,050            | 0.00   | \$ -              | 0.00   | \$ -              |
| Car Equipment                     | 1.51   | \$ 7,562          | 2.35   | \$ 11,750           | 1.51   | \$ 7,562          | 2.35   | \$ 11,750           | 1.51   | \$ 7,562          | 2.35   | \$ 11,750           | 0.00   | \$ -              | 0.00   | \$ -              |
| Car Build-out                     | 1.51   | \$ 1,512          | 2.35   | \$ 2,350            | 1.51   | \$ 1,512          | 2.35   | \$ 2,350            | 1.51   | \$ 1,512          | 2.35   | \$ 2,350            | 0.00   | \$ -              | 0.00   | \$ -              |
| Cradlepoints/Atennas/Cables       | 1.51   | \$ 3,025          | 2.35   | \$ 4,700            | 1.51   | \$ 3,025          | 2.35   | \$ 4,700            | 1.51   | \$ 3,025          | 2.35   | \$ 4,700            | 0.00   | \$ -              | 0.00   | \$ -              |
| Computer                          | 0.90   | \$ 1,435          | 1.45   | \$ 2,317            | 0.90   | \$ 1,435          | 1.45   | \$ 2,317            | 0.90   | \$ 1,435          | 1.45   | \$ 2,317            | 0.00   | \$ -              | 0.00   | \$ -              |
| Patrol Cars                       | 1.40   | \$ 39,236         | 2.18   | \$ 61,133           | 1.40   | \$ 39,236         | 2.18   | \$ 61,133           | 1.40   | \$ 39,236         | 2.18   | \$ 61,133           | 0.00   | \$ -              | 0.00   | \$ -              |
| Stop Sticks                       | 0.77   | \$ 384            | 1.10   | \$ 550              | 0.77   | \$ 384            | 1.10   | \$ 550              | 0.77   | \$ 384            | 1.10   | \$ 550              | 0.00   | \$ -              | 0.00   | \$ -              |
| Vehicle Wrap                      | 0.77   | \$ 576            | 1.10   | \$ 825              | 0.77   | \$ 576            | 1.10   | \$ 825              | 0.77   | \$ 576            | 1.10   | \$ 825              | 0.00   | \$ -              | 0.00   | \$ -              |
| AEDs (Defibrilators)              | 0.77   | \$ 1,612          | 1.10   | \$ 2,310            | 0.77   | \$ 1,612          | 1.10   | \$ 2,310            | 0.77   | \$ 1,612          | 1.10   | \$ 2,310            | 0.00   | \$ -              | 0.00   | \$ -              |
| Misc Car Equipment                | 0.77   | \$ 153            | 1.10   | \$ 220              | 0.77   | \$ 153            | 1.10   | \$ 220              | 0.77   | \$ 153            | 1.10   | \$ 220              | 0.00   | \$ -              | 0.00   | \$ -              |
| Body Cams/Licensing               | 1.40   | \$ 2,791          | 2.00   | \$ 4,000            | 1.40   | \$ 2,791          | 2.00   | \$ 4,000            | 1.40   | \$ 2,791          | 2.00   | \$ 4,000            | 0.00   | \$ -              | 0.00   | \$ -              |
| Officer Gear                      | 1.40   | \$ 12,140         | 2.00   | \$ 17,400           | 1.40   | \$ 12,140         | 2.00   | \$ 17,400           | 1.40   | \$ 12,140         | 2.00   | \$ 17,400           | 0.00   | \$ -              | 0.00   | \$ -              |
| Building/Office Space             | 1.40   | \$ 10,700         | 2.00   | \$ 15,337           | 1.40   | \$ 10,700         | 2.00   | \$ 15,337           | 1.40   | \$ 10,700         | 2.00   | \$ 15,337           | 0.00   | \$ -              | 0.00   | \$ -              |
| Cell Phone                        | 0.74   | \$ 149            | 1.25   | \$ 250              | 0.74   | \$ 149            | 1.25   | \$ 250              | 0.74   | \$ 149            | 1.25   | \$ 250              | 0.00   | \$ -              | 0.00   | \$ -              |
| Laptop                            | 0.11   | \$ 144            | 0.17   | \$ 217              | 0.11   | \$ 144            | 0.17   | \$ 217              | 0.11   | \$ 144            | 0.17   | \$ 217              | 0.00   | \$ -              | 0.00   | \$ -              |
| Interceptor SUV                   | 0.11   | \$ 3,778          | 0.17   | \$ 5,667            | 0.11   | \$ 3,778          | 0.17   | \$ 5,667            | 0.11   | \$ 3,778          | 0.17   | \$ 5,667            | 0.00   | \$ -              | 0.00   | \$ -              |
| Officer Furniture                 | 0.24   | \$ 47             | 0.34   | \$ 68               | 0.24   | \$ 47             | 0.34   | \$ 68               | 0.24   | \$ 47             | 0.34   | \$ 68               | 0.00   | \$ -              | 0.00   | \$ -              |
| Detective Furniture               | 0.27   | \$ 395            | 0.50   | \$ 725              | 0.27   | \$ 395            | 0.50   | \$ 725              | 0.27   | \$ 395            | 0.50   | \$ 725              | 0.00   | \$ -              | 0.00   | \$ -              |
| Sergeant Furniture                | 0.17   | \$ 132            | 0.28   | \$ 220              | 0.17   | \$ 132            | 0.28   | \$ 220              | 0.17   | \$ 132            | 0.28   | \$ 220              | 0.00   | \$ -              | 0.00   | \$ -              |
| Lieutenant Furniture              | 0.11   | \$ 111            | 0.17   | \$ 167              | 0.11   | \$ 111            | 0.17   | \$ 167              | 0.11   | \$ 111            | 0.17   | \$ 167              | 0.00   | \$ -              | 0.00   | \$ -              |
| Admin Furniture                   | 0.11   | \$ 222            | 0.17   | \$ 333              | 0.11   | \$ 222            | 0.17   | \$ 333              | 0.11   | \$ 222            | 0.17   | \$ 333              | 0.00   | \$ -              | 0.00   | \$ -              |
| <b>Total Capital Expenses</b>     |        | <b>\$ 94,877</b>  |        | <b>\$ 144,169</b>   |        | <b>\$ 94,877</b>  |        | <b>\$ 144,169</b>   |        | <b>\$ 94,877</b>  |        | <b>\$ 144,169</b>   |        | <b>\$ -</b>       |        | <b>\$ -</b>       |
| <b>Total Non Cap/Capital Exp</b>  |        | <b>\$ 672,150</b> |        | <b>\$ 1,022,260</b> |        | <b>\$ 689,468</b> |        | <b>\$ 1,048,603</b> |        | <b>\$ 707,305</b> |        | <b>\$ 1,075,736</b> |        | <b>\$ 630,801</b> |        | <b>\$ 959,514</b> |

Note (1): Non capital expenses for Years 2, 3, and 4 assume a 3% increase due to cost of inflation.

**City of Bloomington - Annexation**

Projected Non-Capital & Capital Expenses

Police Department (CIVILIAN) - Area 2: South-East Bloomington Annexation Area

September 10, 2021

**IF ONLY AREA 2 IS ANNEXED**

| Expense Items                     | Year 1 |                   |        |                   | Year 2 |                   |        |                   | Year 3 |                   |        |                   | Year 4 |                   |        |                   |
|-----------------------------------|--------|-------------------|--------|-------------------|--------|-------------------|--------|-------------------|--------|-------------------|--------|-------------------|--------|-------------------|--------|-------------------|
|                                   | Number | Minimum Costs     | Number | Maximum Costs     | Number | Minimum Costs     | Number | Maximum Costs     | Number | Minimum Costs     | Number | Maximum Costs     | Number | Minimum Costs     | Number | Maximum Costs     |
| <b>Non Capital Expenses</b>       |        |                   |        |                   |        |                   |        |                   |        |                   |        |                   |        |                   |        |                   |
| Civilian Records Clerk            | 0.75   | \$ 50,315         | 0.75   | \$ 50,315         | 0.75   | \$ 51,824         | 0.75   | \$ 51,824         | 0.75   | \$ 53,379         | 0.75   | \$ 53,379         | 0.75   | \$ 54,980         | 0.75   | \$ 54,980         |
| Civilian Comm Service Specialist  | 0.20   | \$ 13,907         | 0.20   | \$ 13,907         | 0.20   | \$ 14,324         | 0.20   | \$ 14,324         | 0.20   | \$ 14,754         | 0.20   | \$ 14,754         | 0.20   | \$ 15,196         | 0.20   | \$ 15,196         |
| Civilian Evidence Technician      | 0.10   | \$ 8,174          | 0.10   | \$ 8,174          | 0.10   | \$ 8,419          | 0.10   | \$ 8,419          | 0.10   | \$ 8,672          | 0.10   | \$ 8,672          | 0.10   | \$ 8,932          | 0.10   | \$ 8,932          |
| Civilian Social Worker            | 0.20   | \$ 16,337         | 0.20   | \$ 16,337         | 0.20   | \$ 16,827         | 0.20   | \$ 16,827         | 0.20   | \$ 17,332         | 0.20   | \$ 17,332         | 0.20   | \$ 17,852         | 0.20   | \$ 17,852         |
| Civilian Admin - Office Manager   | 0.25   | \$ 19,186         | 0.25   | \$ 19,186         | 0.25   | \$ 19,761         | 0.25   | \$ 19,761         | 0.25   | \$ 20,354         | 0.25   | \$ 20,354         | 0.25   | \$ 20,965         | 0.25   | \$ 20,965         |
| <b>Total Non Capital Expenses</b> |        | <b>\$ 107,919</b> |        | <b>\$ 107,919</b> |        | <b>\$ 111,156</b> |        | <b>\$ 111,156</b> |        | <b>\$ 114,491</b> |        | <b>\$ 114,491</b> |        | <b>\$ 117,926</b> |        | <b>\$ 117,926</b> |
| <b>Capital Expenses</b>           |        |                   |        |                   |        |                   |        |                   |        |                   |        |                   |        |                   |        |                   |
| Desktop Computer                  | 0.31   | \$ 493            | 0.31   | \$ 493            | 0.31   | \$ 493            | 0.31   | \$ 493            | 0.31   | \$ 493            | 0.31   | \$ 493            | 0.00   | \$ -              | 0.00   | \$ -              |
| Evidence Tech Computer            | 0.03   | \$ 63             | 0.03   | \$ 63             | 0.03   | \$ 63             | 0.03   | \$ 63             | 0.03   | \$ 63             | 0.03   | \$ 63             | 0.00   | \$ -              | 0.00   | \$ -              |
| Laptop Computer                   | 0.33   | \$ 433            | 0.33   | \$ 433            | 0.33   | \$ 433            | 0.33   | \$ 433            | 0.33   | \$ 433            | 0.33   | \$ 433            | 0.00   | \$ -              | 0.00   | \$ -              |
| Headset                           | 0.25   | \$ 50             | 0.25   | \$ 50             | 0.25   | \$ 50             | 0.25   | \$ 50             | 0.25   | \$ 50             | 0.25   | \$ 50             | 0.00   | \$ -              | 0.00   | \$ -              |
| OnBase Licensing (Workflow)       | 0.25   | \$ 38             | 0.25   | \$ 38             | 0.25   | \$ 38             | 0.25   | \$ 38             | 0.25   | \$ 38             | 0.25   | \$ 38             | 0.00   | \$ -              | 0.00   | \$ -              |
| Building/Office Space             | 0.50   | \$ 15,190         | 0.50   | \$ 15,190         | 0.50   | \$ 15,190         | 0.50   | \$ 15,190         | 0.50   | \$ 15,190         | 0.50   | \$ 15,190         | 0.00   | \$ -              | 0.00   | \$ -              |
| Comm Service Furniture            | 0.03   | \$ 100            | 0.03   | \$ 100            | 0.03   | \$ 100            | 0.03   | \$ 100            | 0.03   | \$ 100            | 0.03   | \$ 100            | 0.00   | \$ -              | 0.00   | \$ -              |
| Evidence Tech Furniture           | 0.03   | \$ 27             | 0.03   | \$ 27             | 0.03   | \$ 27             | 0.03   | \$ 27             | 0.03   | \$ 27             | 0.03   | \$ 27             | 0.00   | \$ -              | 0.00   | \$ -              |
| Social Worker Furniture           | 0.07   | \$ 40             | 0.07   | \$ 40             | 0.07   | \$ 40             | 0.07   | \$ 40             | 0.07   | \$ 40             | 0.07   | \$ 40             | 0.00   | \$ -              | 0.00   | \$ -              |
| Admin Furniture                   | 0.08   | \$ 121            | 0.08   | \$ 121            | 0.08   | \$ 121            | 0.08   | \$ 121            | 0.08   | \$ 121            | 0.08   | \$ 121            | 0.00   | \$ -              | 0.00   | \$ -              |
| Comm Serv/Social Worker Uniform   | 0.13   | \$ 213            | 0.13   | \$ 213            | 0.13   | \$ 213            | 0.13   | \$ 213            | 0.13   | \$ 213            | 0.13   | \$ 213            | 0.00   | \$ -              | 0.00   | \$ -              |
| Cell Phone                        | 0.25   | \$ 50             | 0.25   | \$ 50             | 0.25   | \$ 50             | 0.25   | \$ 50             | 0.25   | \$ 50             | 0.25   | \$ 50             | 0.00   | \$ -              | 0.00   | \$ -              |
| Portable Radio                    | 0.17   | \$ 833            | 0.17   | \$ 833            | 0.17   | \$ 833            | 0.17   | \$ 833            | 0.17   | \$ 833            | 0.17   | \$ 833            | 0.00   | \$ -              | 0.00   | \$ -              |
| Interceptor SUV                   | 0.04   | \$ 1,357          | 0.04   | \$ 1,357          | 0.04   | \$ 1,357          | 0.04   | \$ 1,357          | 0.04   | \$ 1,357          | 0.04   | \$ 1,357          | 0.00   | \$ -              | 0.00   | \$ -              |
| Car Equipment                     | 0.04   | \$ 183            | 0.04   | \$ 183            | 0.04   | \$ 183            | 0.04   | \$ 183            | 0.04   | \$ 183            | 0.04   | \$ 183            | 0.00   | \$ -              | 0.00   | \$ -              |
| Car Build-Out                     | 0.04   | \$ 37             | 0.04   | \$ 37             | 0.04   | \$ 37             | 0.04   | \$ 37             | 0.04   | \$ 37             | 0.04   | \$ 37             | 0.00   | \$ -              | 0.00   | \$ -              |
| Cradlepoints/Antennas/Cables      | 0.04   | \$ 73             | 0.04   | \$ 73             | 0.04   | \$ 73             | 0.04   | \$ 73             | 0.04   | \$ 73             | 0.04   | \$ 73             | 0.00   | \$ -              | 0.00   | \$ -              |
| AED (Defibrillator)               | 0.04   | \$ 77             | 0.04   | \$ 77             | 0.04   | \$ 77             | 0.04   | \$ 77             | 0.04   | \$ 77             | 0.04   | \$ 77             | 0.00   | \$ -              | 0.00   | \$ -              |
| Misc Car Equipment                | 0.04   | \$ 7              | 0.04   | \$ 7              | 0.04   | \$ 7              | 0.04   | \$ 7              | 0.04   | \$ 7              | 0.04   | \$ 7              | 0.00   | \$ -              | 0.00   | \$ -              |
| MDT                               | 0.04   | \$ 103            | 0.04   | \$ 103            | 0.04   | \$ 103            | 0.04   | \$ 103            | 0.04   | \$ 103            | 0.04   | \$ 103            | 0.00   | \$ -              | 0.00   | \$ -              |
| Mobile Radio                      | 0.06   | \$ 165            | 0.06   | \$ 165            | 0.06   | \$ 165            | 0.06   | \$ 165            | 0.06   | \$ 165            | 0.06   | \$ 165            | 0.00   | \$ -              | 0.00   | \$ -              |
| Vehicle Wrap                      | 0.04   | \$ 28             | 0.04   | \$ 28             | 0.04   | \$ 28             | 0.04   | \$ 28             | 0.04   | \$ 28             | 0.04   | \$ 28             | 0.00   | \$ -              | 0.00   | \$ -              |
| Evidence Tech Vehicle             | 0.02   | \$ 550            | 0.02   | \$ 550            | 0.02   | \$ 550            | 0.02   | \$ 550            | 0.02   | \$ 550            | 0.02   | \$ 550            | 0.00   | \$ -              | 0.00   | \$ -              |
| Evidence Tech Uniform             | 0.03   | \$ 27             | 0.03   | \$ 27             | 0.03   | \$ 27             | 0.03   | \$ 27             | 0.03   | \$ 27             | 0.03   | \$ 27             | 0.00   | \$ -              | 0.00   | \$ -              |
| Social Worker Vehicle             | 0.04   | \$ 893            | 0.04   | \$ 893            | 0.04   | \$ 893            | 0.04   | \$ 893            | 0.04   | \$ 893            | 0.04   | \$ 893            | 0.00   | \$ -              | 0.00   | \$ -              |
| <b>Total Capital Expenses</b>     |        | <b>\$ 21,151</b>  |        | <b>\$ 21,151</b>  |        | <b>\$ 21,151</b>  |        | <b>\$ 21,151</b>  |        | <b>\$ 21,151</b>  |        | <b>\$ 21,151</b>  |        | <b>\$ -</b>       |        | <b>\$ -</b>       |
| <b>Total Non Cap/Capital Exp</b>  |        | <b>\$ 129,070</b> |        | <b>\$ 129,070</b> |        | <b>\$ 132,307</b> |        | <b>\$ 132,307</b> |        | <b>\$ 135,642</b> |        | <b>\$ 135,642</b> |        | <b>\$ 117,926</b> |        | <b>\$ 117,926</b> |

Note (1): Non capital expenses for Years 2, 3, and 4 assume a 3% increase due to cost of inflation.

**City of Bloomington - Annexation**

Projected Non-Capital & Capital Expenses

Public Works Department - Area 2: South-East Bloomington Annexation Area

September 10, 2021

**IF ONLY AREA 2 IS ANNEXED**

| Expense Items                        | Year 1  |                    |         |                    | Year 2  |                    |         |                    | Year 3  |                    |         |                    | Year 4 |                    |        |                    |
|--------------------------------------|---------|--------------------|---------|--------------------|---------|--------------------|---------|--------------------|---------|--------------------|---------|--------------------|--------|--------------------|--------|--------------------|
|                                      | Number  | Minimum Costs      | Number  | Maximum Costs      | Number  | Minimum Costs      | Number  | Maximum Costs      | Number  | Minimum Costs      | Number  | Maximum Costs      | Number | Minimum Costs      | Number | Maximum Costs      |
| <b>Non Capital Expenses</b>          |         |                    |         |                    |         |                    |         |                    |         |                    |         |                    |        |                    |        |                    |
| Admin - Deputy Director              | 0.16    | \$ 17,212          | 0.31    | \$ 34,423          | 0.16    | \$ 17,728          | 0.31    | \$ 35,456          | 0.16    | \$ 18,260          | 0.31    | \$ 36,519          | 0.16   | \$ 18,808          | 0.31   | \$ 37,615          |
| Animal Control Officers              | 0.78    | \$ 37,597          | 0.78    | \$ 37,597          | 0.78    | \$ 38,725          | 0.78    | \$ 38,725          | 0.78    | \$ 39,886          | 0.78    | \$ 39,886          | 0.78   | \$ 41,083          | 0.78   | \$ 41,083          |
| Animal Control Secretary             | 0.26    | \$ 9,812           | 0.26    | \$ 9,812           | 0.26    | \$ 10,107          | 0.26    | \$ 10,107          | 0.26    | \$ 10,410          | 0.26    | \$ 10,410          | 0.26   | \$ 10,722          | 0.26   | \$ 10,722          |
| Animal Control Training              | 0.26    | \$ 1,563           | 0.26    | \$ 1,563           | 0.26    | \$ 1,609           | 0.26    | \$ 1,609           | 0.26    | \$ 1,658           | 0.26    | \$ 1,658           | 0.26   | \$ 1,707           | 0.26   | \$ 1,707           |
| Animal Control OT/On-Call Pay        | 0.26    | \$ 1,302           | 0.26    | \$ 1,302           | 0.26    | \$ 1,341           | 0.26    | \$ 1,341           | 0.26    | \$ 1,381           | 0.26    | \$ 1,381           | 0.26   | \$ 1,423           | 0.26   | \$ 1,423           |
| Animal Control Uniforms/Safety Vests | 0.52    | \$ 677             | 0.52    | \$ 677             | 0.52    | \$ 697             | 0.52    | \$ 697             | 0.52    | \$ 718             | 0.52    | \$ 718             | 0.52   | \$ 740             | 0.52   | \$ 740             |
| Animal Control Interlocal            | 0.26    | \$ 30,556          | 0.26    | \$ 30,556          | 0.26    | \$ 31,472          | 0.26    | \$ 31,472          | 0.26    | \$ 32,417          | 0.26    | \$ 32,417          | 0.26   | \$ 33,389          | 0.26   | \$ 33,389          |
| Facilities Maintenance Custodian     | 0.00    | \$ -               | 0.31    | \$ 17,212          | 0.00    | \$ -               | 0.31    | \$ 17,728          | 0.00    | \$ -               | 0.31    | \$ 18,260          | 0.00   | \$ -               | 0.31   | \$ 18,808          |
| Fleet Maintenance Mechanic           | 0.31    | \$ 23,470          | 0.63    | \$ 46,941          | 0.31    | \$ 24,174          | 0.63    | \$ 48,349          | 0.31    | \$ 24,900          | 0.63    | \$ 49,799          | 0.31   | \$ 25,647          | 0.63   | \$ 51,293          |
| Street MEO FTE's                     | 1.80    | \$ 119,624         | 3.00    | \$ 199,374         | 1.80    | \$ 123,213         | 3.00    | \$ 205,355         | 1.80    | \$ 126,910         | 3.00    | \$ 211,516         | 1.80   | \$ 130,717         | 3.00   | \$ 217,861         |
| Sanitation MEO FTE's                 | 1.25    | \$ 83,073          | 2.00    | \$ 132,917         | 1.25    | \$ 85,566          | 2.00    | \$ 136,905         | 1.25    | \$ 88,133          | 2.00    | \$ 141,012         | 1.25   | \$ 90,777          | 2.00   | \$ 145,242         |
| Street Lane Markings                 | 0.30    | \$ 7,500           | 0.30    | \$ 7,500           | 0.30    | \$ 7,725           | 0.30    | \$ 7,725           | 0.30    | \$ 7,957           | 0.30    | \$ 7,957           | 0.30   | \$ 8,195           | 0.30   | \$ 8,195           |
| Street Sweeping Disposal             | 0.30    | \$ 1,500           | 0.30    | \$ 1,500           | 0.30    | \$ 1,545           | 0.30    | \$ 1,545           | 0.30    | \$ 1,591           | 0.30    | \$ 1,591           | 0.30   | \$ 1,639           | 0.30   | \$ 1,639           |
| Street Annual Signal Maintenance     | 0.30    | \$ 3,000           | 0.30    | \$ 3,000           | 0.30    | \$ 3,090           | 0.30    | \$ 3,090           | 0.30    | \$ 3,183           | 0.30    | \$ 3,183           | 0.30   | \$ 3,278           | 0.30   | \$ 3,278           |
| Street Lighting Energy & Maint       | 101.75  | \$ 17,940          | 119.70  | \$ 21,106          | 101.75  | \$ 18,478          | 119.70  | \$ 21,739          | 101.75  | \$ 19,033          | 119.70  | \$ 22,391          | 101.75 | \$ 19,604          | 119.70 | \$ 23,063          |
| Street Snow Events                   | 2.40    | \$ 30,000          | 3.60    | \$ 45,000          | 2.40    | \$ 30,900          | 3.60    | \$ 46,350          | 2.40    | \$ 31,827          | 3.60    | \$ 47,741          | 2.40   | \$ 32,782          | 3.60   | \$ 49,173          |
| <b>Total Non Capital Expenses</b>    |         | <b>\$ 384,826</b>  |         | <b>\$ 590,479</b>  |         | <b>\$ 396,371</b>  |         | <b>\$ 608,194</b>  |         | <b>\$ 408,262</b>  |         | <b>\$ 626,440</b>  |        | <b>\$ 420,510</b>  |        | <b>\$ 645,233</b>  |
| <b>Capital Expenses</b>              |         |                    |         |                    |         |                    |         |                    |         |                    |         |                    |        |                    |        |                    |
| Street Lighting Equip Costs (1)      | 33.92   | \$ 82,578          | 39.90   | \$ 97,150          | 33.92   | \$ 82,578          | 39.90   | \$ 97,150          | 33.92   | \$ 82,578          | 39.90   | \$ 97,150          | 0.00   | \$ -               | 0.00   | \$ -               |
| Animal Control Vehicles              | 0.78    | \$ 35,158          | 0.78    | \$ 35,158          | 0.78    | \$ 35,158          | 0.78    | \$ 35,158          | 0.78    | \$ 35,158          | 0.78    | \$ 35,158          | 0.00   | \$ -               | 0.00   | \$ -               |
| Animal Capture & Handling Equip      | 0.78    | \$ 938             | 0.78    | \$ 938             | 0.78    | \$ 938             | 0.78    | \$ 938             | 0.78    | \$ 938             | 0.78    | \$ 938             | 0.00   | \$ -               | 0.00   | \$ -               |
| Animal Control Livestock Trailer     | 0.78    | \$ 938             | 0.78    | \$ 938             | 0.78    | \$ 938             | 0.78    | \$ 938             | 0.78    | \$ 938             | 0.78    | \$ 938             | 0.00   | \$ -               | 0.00   | \$ -               |
| Facilities Maintenance Vehicle       | 0.10    | \$ 3,651           | 0.10    | \$ 3,651           | 0.10    | \$ 3,651           | 0.10    | \$ 3,651           | 0.10    | \$ 3,651           | 0.10    | \$ 3,651           | 0.00   | \$ -               | 0.00   | \$ -               |
| Fleet Maintenance Garage             | 0.10    | \$ 31,294          | 0.10    | \$ 104,313         | 0.10    | \$ 31,294          | 0.10    | \$ 104,313         | 0.10    | \$ 31,294          | 0.10    | \$ 104,313         | 0.00   | \$ -               | 0.00   | \$ -               |
| Street Tandem Dump Truck             | 0.60    | \$ 120,000         | 1.00    | \$ 200,000         | 0.60    | \$ 120,000         | 1.00    | \$ 200,000         | 0.60    | \$ 120,000         | 1.00    | \$ 200,000         | 0.00   | \$ -               | 0.00   | \$ -               |
| Street Leaffer                       | 0.08    | \$ 5,833           | 0.25    | \$ 17,500          | 0.08    | \$ 5,833           | 0.25    | \$ 17,500          | 0.08    | \$ 5,833           | 0.25    | \$ 17,500          | 0.00   | \$ -               | 0.00   | \$ -               |
| Street Sweeper                       | 0.00    | \$ -               | 0.10    | \$ 20,000          | 0.00    | \$ -               | 0.10    | \$ 20,000          | 0.00    | \$ -               | 0.10    | \$ 20,000          | 0.00   | \$ -               | 0.00   | \$ -               |
| Street Mill Work (Number = Miles)    | 3.12    | \$ 156,240         | 3.48    | \$ 174,033         | 3.12    | \$ 160,927         | 3.48    | \$ 179,254         | 3.12    | \$ 165,755         | 3.48    | \$ 184,631         | 3.12   | \$ 170,727         | 3.48   | \$ 190,170         |
| Street Resurface (Number = Miles)    | 3.12    | \$ 380,600         | 3.48    | \$ 423,944         | 3.12    | \$ 392,018         | 3.48    | \$ 436,662         | 3.12    | \$ 403,779         | 3.48    | \$ 449,762         | 3.12   | \$ 415,892         | 3.48   | \$ 463,255         |
| Sanitation Trucks                    | 0.17    | \$ 65,000          | 0.33    | \$ 130,000         | 0.17    | \$ 65,000          | 0.33    | \$ 130,000         | 0.17    | \$ 65,000          | 0.33    | \$ 130,000         | 0.00   | \$ -               | 0.00   | \$ -               |
| Sanitation Trash/Recycling Carts     | 1169.17 | \$ 58,458          | 1169.17 | \$ 58,458          | 1169.17 | \$ 58,458          | 1169.17 | \$ 58,458          | 1169.17 | \$ 58,458          | 1169.17 | \$ 58,458          | 0.00   | \$ -               | 0.00   | \$ -               |
| <b>Total Capital Expenses</b>        |         | <b>\$ 940,687</b>  |         | <b>\$1,266,081</b> |         | <b>\$ 956,792</b>  |         | <b>\$1,284,021</b> |         | <b>\$ 973,380</b>  |         | <b>\$1,302,498</b> |        | <b>\$ 586,620</b>  |        | <b>\$ 653,426</b>  |
| <b>Total Non Cap/Capital Exp</b>     |         | <b>\$1,325,513</b> |         | <b>\$1,856,561</b> |         | <b>\$1,353,163</b> |         | <b>\$1,892,214</b> |         | <b>\$1,381,642</b> |         | <b>\$1,928,938</b> |        | <b>\$1,007,130</b> |        | <b>\$1,298,658</b> |

Note (1): Non capital expenses for Years 2, 3, and 4 assume a 3% increase due to cost of inflation.

**City of Bloomington - Annexation**

Projected Non-Capital & Capital Expenses

Transit Department - Area 2: South-East Bloomington Annexation Area

September 10, 2021

**IF ONLY AREA 2 IS ANNEXED**

| Expense Items                            | Year 1 |                  |        |                  | Year 2 |                  |        |                  | Year 3 |                  |        |                  | Year 4 |                  |        |                  |
|--|--------|------------------|--------|------------------|--------|------------------|--------|------------------|--------|------------------|--------|------------------|--------|------------------|--------|------------------|
|  | Number | Minimum Costs    | Number | Maximum Costs    | Number | Minimum Costs    | Number | Maximum Costs    | Number | Minimum Costs    | Number | Maximum Costs    | Number | Minimum Costs    | Number | Maximum Costs    |
| <b>Non Capital Expenses</b>              |        |                  |        |                  |        |                  |        |                  |        |                  |        |                  |        |                  |        |                  |
| BT Access                                | 0.31   | \$ 60,084        | 0.31   | \$ 60,084        | 0.31   | \$ 61,887        | 0.31   | \$ 61,887        | 0.31   | \$ 63,743        | 0.31   | \$ 63,743        | 0.31   | \$ 65,655        | 0.31   | \$ 65,655        |
| Ivy Tech/Part 48 Industrial Park Service | 0.00   | \$ -             | 0.00   | \$ -             | 0.00   | \$ -             | 0.00   | \$ -             | 0.00   | \$ -             | 0.00   | \$ -             | 0.00   | \$ -             | 0.00   | \$ -             |
| S.Rogers/Fullerton Pk Operating Cost     | 0.00   | \$ -             | 0.00   | \$ -             | 0.00   | \$ -             | 0.00   | \$ -             | 0.00   | \$ -             | 0.00   | \$ -             | 0.00   | \$ -             | 0.00   | \$ -             |
| <b>Total Non Capital Expenses</b>        |        | <b>\$ 60,084</b> |        | <b>\$ 60,084</b> |        | <b>\$ 61,887</b> |        | <b>\$ 61,887</b> |        | <b>\$ 63,743</b> |        | <b>\$ 63,743</b> |        | <b>\$ 65,655</b> |        | <b>\$ 65,655</b> |
| <b>Capital Expenses</b>                  |        |                  |        |                  |        |                  |        |                  |        |                  |        |                  |        |                  |        |                  |
| BT Access Vans                           | 0.21   | \$ 16,690        | 0.21   | \$ 16,690        | 0.21   | \$ 16,690        | 0.21   | \$ 16,690        | 0.21   | \$ 16,690        | 0.21   | \$ 16,690        | 0.00   | \$ -             | 0.00   | \$ -             |
| Ivy Tech/Part 48 Industrial Park Capital | 0.00   | \$ -             | 0.00   | \$ -             | 0.00   | \$ -             | 0.00   | \$ -             | 0.00   | \$ -             | 0.00   | \$ -             | 0.00   | \$ -             | 0.00   | \$ -             |
| S.Rogers/Fullerton Pk Capital Cost       | 0.00   | \$ -             | 0.00   | \$ -             | 0.00   | \$ -             | 0.00   | \$ -             | 0.00   | \$ -             | 0.00   | \$ -             | 0.00   | \$ -             | 0.00   | \$ -             |
| <b>Total Capital Expenses</b>            |        | <b>\$ 16,690</b> |        | <b>\$ 16,690</b> |        | <b>\$ 16,690</b> |        | <b>\$ 16,690</b> |        | <b>\$ 16,690</b> |        | <b>\$ 16,690</b> |        | <b>\$ -</b>      |        | <b>\$ -</b>      |
| <b>Total Non Cap/Capital Exp</b>         |        | <b>\$ 76,774</b> |        | <b>\$ 76,774</b> |        | <b>\$ 78,577</b> |        | <b>\$ 78,577</b> |        | <b>\$ 80,433</b> |        | <b>\$ 80,433</b> |        | <b>\$ 65,655</b> |        | <b>\$ 65,655</b> |

Note (1): Years 2, 3, and 4 assume a 3% increase due to cost of inflation.

Service to Ivy Tech/Part 48 Industrial Park

\* 60 minute frequency 256 days annually, 6 am to 7 pm, \$75.33/hour (Year 1 - 2022) operating cost

\* \$1,000,000 for one (1) new electric bus + \$25,000 for stops and shelters

Service to Monroe Hospital area

\* 60 minute frequency 256 days annually, 6 am to 7 pm, \$75.33/hour (Year 1 - 2022) operating cost for 2022

\* \$1,000,000 for one (1) new diesel bus + \$25,000 for stops and shelters

BT Access service

\* 30 additional daily trips, \$25.00/per trip cost x 256 days

\* \$160,000 capital cost (\$80,000 each) for two (2) new BT Access vehicles

**City of Bloomington - Annexation**

Projected Non-Capital & Capital Expenses  
 Utilities Department - Area 2: South-East Bloomington Annexation Area  
 September 10, 2021

**IF ONLY AREA 2 IS ANNEXED**

| Expense Items                      | Year 1 |                   |        |                   | Year 2 |                   |        |                   | Year 3 |                   |        |                   | Year 4 |                   |        |                   |
|------------------------------------|--------|-------------------|--------|-------------------|--------|-------------------|--------|-------------------|--------|-------------------|--------|-------------------|--------|-------------------|--------|-------------------|
|                                    | Number | Minimum Costs     | Number | Maximum Costs     | Number | Minimum Costs     | Number | Maximum Costs     | Number | Minimum Costs     | Number | Maximum Costs     | Number | Minimum Costs     | Number | Maximum Costs     |
| <b>Non Capital Expenses</b>        |        |                   |        |                   |        |                   |        |                   |        |                   |        |                   |        |                   |        |                   |
| Stormwater Employees               | 1.88   | \$ 140,822        | 1.88   | \$ 140,822        | 1.88   | \$ 145,047        | 1.88   | \$ 145,047        | 1.88   | \$ 149,398        | 1.88   | \$ 149,398        | 1.88   | \$ 153,880        | 1.88   | \$ 153,880        |
| <b>Total Non Capital Expenses</b>  |        | <b>\$ 140,822</b> |        | <b>\$ 140,822</b> |        | <b>\$ 145,047</b> |        | <b>\$ 145,047</b> |        | <b>\$ 149,398</b> |        | <b>\$ 149,398</b> |        | <b>\$ 153,880</b> |        | <b>\$ 153,880</b> |
| <b>Capital Expenses</b>            |        |                   |        |                   |        |                   |        |                   |        |                   |        |                   |        |                   |        |                   |
| Service Truck, Dump Truck, Backhoe | 0.10   | \$ 19,506         | 0.10   | \$ 21,801         | 0.10   | \$ 19,506         | 0.10   | \$ 21,801         | 0.10   | \$ 19,506         | 0.10   | \$ 21,801         | 0.00   | \$ -              | 0.00   | \$ -              |
| Infrastructure                     | 0.10   | \$ 52,156         | 0.10   | \$ 104,313        | 0.10   | \$ 52,156         | 0.10   | \$ 104,313        | 0.10   | \$ 52,156         | 0.10   | \$ 104,313        | 0.00   | \$ -              | 0.00   | \$ -              |
| <b>Total Capital Expenses</b>      |        | <b>\$ 71,663</b>  |        | <b>\$ 126,114</b> |        | <b>\$ 71,663</b>  |        | <b>\$ 126,114</b> |        | <b>\$ 71,663</b>  |        | <b>\$ 126,114</b> |        | <b>\$ -</b>       |        | <b>\$ -</b>       |
| <b>Total Non Cap/Capital Exp</b>   |        | <b>\$ 212,485</b> |        | <b>\$ 266,936</b> |        | <b>\$ 216,709</b> |        | <b>\$ 271,160</b> |        | <b>\$ 221,061</b> |        | <b>\$ 275,512</b> |        | <b>\$ 153,880</b> |        | <b>\$ 153,880</b> |

Note (1): Non capital expenses for Years 2, 3, and 4 assume a 3% increase due to cost of inflation.

**City of Bloomington**

Revenue Projections - By Annexation Area  
September 10, 2021

Net unallocated revenue through the first three (3) years will be placed in an impoundment fund(s)

| <b>AREA 2 - SOUTH-EAST ANNEXATION AREA - REVENUE PROJECTIONS</b> |                  |                     |                     |                     |                     |            |
|--|------------------|---------------------|---------------------|---------------------|---------------------|------------|
| REVENUE SOURCE   | ASSESSMENT YEAR  | PAY YEAR 1          | PAY YEAR 2          | PAY YEAR 3          | PAY YEAR 4          | PAY YEAR 5 |
|  | YEAR 1           | YEAR 2              | YEAR 3              | YEAR 4              | YEAR 5              |            |
| <b>Bloomington City Impacts</b>                                  |                  |                     |                     |                     |                     |            |
| Annexation Adjustment (Max Levy)                                 | \$ -             | \$ 2,592,991        | \$ 2,694,118        | \$ 2,799,188        | \$ 2,908,357        |            |
| CCD Rate Reestablishment   | \$ -             | \$ 173,210          | \$ 178,406          | \$ 183,759          | \$ 189,271          |            |
| Less: Property Tax Cap Credits                                   | \$ -             | \$ (178,340)        | \$ (185,296)        | \$ (192,522)        | \$ (200,030)        |            |
| <b>Equals: Subtotal - Net Property Tax</b>                       | <b>\$ -</b>      | <b>\$ 2,587,861</b> | <b>\$ 2,687,229</b> | <b>\$ 2,790,425</b> | <b>\$ 2,897,598</b> |            |
| <b>Plus Local Income Tax:</b>                                    |                  |                     |                     |                     |                     |            |
| LIT Certified Shares   | \$ -             | \$ -                | \$ 294,062          | \$ 368,642          | \$ 394,306          |            |
| LIT Public Safety  | \$ -             | \$ -                | \$ 134,627          | \$ 149,761          | \$ 154,253          |            |
| <b>Equals: Subtotal - Local Income Tax</b>                       | <b>\$ -</b>      | <b>\$ -</b>         | <b>\$ 428,689</b>   | <b>\$ 518,402</b>   | <b>\$ 548,559</b>   |            |
| <b>Plus - Highway/Related Revenue:</b>                           |                  |                     |                     |                     |                     |            |
| Motor Vehicle Highway Distribution                               | \$ -             | \$ 85,201           | \$ 85,201           | \$ 85,201           | \$ 85,201           |            |
| Local Road & Street Distribution                                 | \$ -             | \$ 49,958           | \$ 49,958           | \$ 49,958           | \$ 49,958           |            |
| Wheel Tax  | \$ -             | \$ 82,992           | \$ 82,992           | \$ 82,992           | \$ 82,992           |            |
| Motor Vehicle/Aircraft Excise Tax                                | \$ -             | \$ 66,466           | \$ 69,058           | \$ 71,752           | \$ 74,550           |            |
| Commercial Vehicle Excise Tax (CVET)                             | \$ -             | \$ 4,607            | \$ 4,784            | \$ 4,968            | \$ 5,159            |            |
| <b>Equals: Subtotal - Highway/Related Revenue</b>                | <b>\$ -</b>      | <b>\$ 289,224</b>   | <b>\$ 291,993</b>   | <b>\$ 294,870</b>   | <b>\$ 297,859</b>   |            |
| <b>Plus - Other Revenue:</b>                                     |                  |                     |                     |                     |                     |            |
| Financial Institutions Tax (FIT)                                 | \$ -             | \$ 17,030           | \$ 17,684           | \$ 18,363           | \$ 19,069           |            |
| ABC Excise Tax   | \$ -             | \$ 3,972            | \$ 4,127            | \$ 4,288            | \$ 4,455            |            |
| ABC Gallonage Tax  | \$ -             | \$ 8,885            | \$ 9,232            | \$ 9,592            | \$ 9,966            |            |
| Cigarette Tax  | \$ -             | \$ 10,081           | \$ 10,474           | \$ 10,882           | \$ 11,307           |            |
| Riverboat Wagering Distribution                                  | \$ -             | \$ 21,640           | \$ 21,640           | \$ 21,640           | \$ 21,640           |            |
| <b>Equals: Subtotal - Other Revenue</b>                          | <b>\$ -</b>      | <b>\$ 61,609</b>    | <b>\$ 63,157</b>    | <b>\$ 64,766</b>    | <b>\$ 66,437</b>    |            |
| <b>Total - City Impact Projections - Area 2</b>                  | <b>\$ -</b>      | <b>\$ 2,938,693</b> | <b>\$ 3,471,067</b> | <b>\$ 3,668,463</b> | <b>\$ 3,810,453</b> |            |
| <b>Storm Water Impact - Storm Collection Fees</b>                | <b>\$ 60,040</b> | <b>\$ 60,040</b>    | <b>\$ 60,040</b>    | <b>\$ 60,040</b>    | <b>\$ 60,040</b>    |            |
| <b>Bloomington Transit Impacts</b>                               |                  |                     |                     |                     |                     |            |
| Annexation Adjustment (Max Levy)                                 | \$ -             | \$ 129,938          | \$ 135,005          | \$ 140,271          | \$ 145,741          |            |
| Less: Property Tax Cap Credits                                   | \$ -             | \$ (9,048)          | \$ (9,401)          | \$ (9,768)          | \$ (10,149)         |            |
| <b>Equals: Subtotal - Net Property Tax</b>                       | <b>\$ -</b>      | <b>\$ 120,889</b>   | <b>\$ 125,604</b>   | <b>\$ 130,503</b>   | <b>\$ 135,592</b>   |            |
| <b>Plus: Other Revenue</b>                                       |                  |                     |                     |                     |                     |            |
| Financial Institutions Tax (FIT)                                 | \$ -             | \$ 868              | \$ 902              | \$ 937              | \$ 974              |            |
| Motor Vehicle/Aircraft Excise Tax                                | \$ -             | \$ 3,388            | \$ 3,521            | \$ 3,658            | \$ 3,801            |            |
| Commercial Vehicle Excise Tax (CVET)                             | \$ -             | \$ 235              | \$ 244              | \$ 254              | \$ 263              |            |
| LIT Certified Shares   | \$ -             | \$ -                | \$ 12,559           | \$ 15,744           | \$ 16,841           |            |
| <b>Equals: Subtotal - Other Revenue</b>                          | <b>\$ -</b>      | <b>\$ 4,491</b>     | <b>\$ 17,226</b>    | <b>\$ 20,593</b>    | <b>\$ 21,878</b>    |            |
| <b>Total - Bloomington Transit Impacts</b>                       | <b>\$ -</b>      | <b>\$ 125,381</b>   | <b>\$ 142,830</b>   | <b>\$ 151,096</b>   | <b>\$ 157,471</b>   |            |
| <b>Grand Total - Area 2 Impacts</b>                              | <b>\$ 60,040</b> | <b>\$ 3,124,114</b> | <b>\$ 3,673,937</b> | <b>\$ 3,879,599</b> | <b>\$ 4,027,963</b> |            |



## City of Bloomington - Annexation

Revenues Over Costs

All Departments Combined - Area 3: North Island Bloomington Annexation Area

September 10, 2021

Net unallocated revenue through the first three (3) years will be placed in an impoundment fund(s)  
Impoundment funds will be used to enhance services to the respective area

| Revenues Over Minimal Costs        | Pay Year 1  | Pay Year 2  | Pay Year 3  | Pay Year 4 |
|------------------------------------|-------------|-------------|-------------|------------|
| Total Revenues                     | \$ 134,815  | \$ 154,244  | \$ 161,707  | \$ 167,188 |
| Less: Non Capital Costs            | \$ 113,488  | \$ 118,643  | \$ 121,356  | \$ 124,992 |
| Less: Capital Costs                | \$ 85,565   | \$ 77,047   | \$ 77,851   | \$ 28,432  |
| Equals: Revenue Over/(Under Costs) | \$ (64,238) | \$ (41,446) | \$ (37,500) | \$ 13,764  |
| Less: Impoundment Fund(s) Deposits | \$ -        | \$ -        | \$ -        | \$ -       |
| Equals: Net Revenue                | \$ (64,238) | \$ (41,446) | \$ (37,500) | \$ 13,764  |

| Revenues Over Maximum Costs        | Pay Year 1   | Pay Year 2   | Pay Year 3   | Pay Year 4  |
|------------------------------------|--------------|--------------|--------------|-------------|
| Total Revenues                     | \$ 134,815   | \$ 154,244   | \$ 161,707   | \$ 167,188  |
| Less: Non Capital Costs            | \$ 162,881   | \$ 168,705   | \$ 172,920   | \$ 178,103  |
| Less: Capital Costs                | \$ 129,113   | \$ 115,326   | \$ 116,222   | \$ 31,669   |
| Equals: Revenue Over/(Under Costs) | \$ (157,179) | \$ (129,787) | \$ (127,435) | \$ (42,585) |
| Less: Impoundment Fund(s) Deposits | \$ -         | \$ -         | \$ -         | \$ -        |
| Equals: Net Revenue                | \$ (157,179) | \$ (129,787) | \$ (127,435) | \$ (42,585) |

Note (1): The City intends to fund aggregate capital costs (all Annexation Areas) with debt issued from annexation revenue (no new taxes)

Note (2): Net revenue in areas 1A, 1B, 1C, 3, 4, and 5 will be placed in an impoundment fund(s)

| Revenues Over Minimal Costs with 5 Year DS | Pay Year 1 | Pay Year 2  | Pay Year 3  | Pay Year 4  |
|--|------------|-------------|-------------|-------------|
| Total Revenues                             | \$ 134,815 | \$ 154,244  | \$ 161,707  | \$ 167,188  |
| Less: Non Capital Costs                    | \$ 113,488 | \$ 118,643  | \$ 121,356  | \$ 124,992  |
| Less: Capital Costs                        | \$ -       | \$ 58,002   | \$ 58,002   | \$ 58,002   |
| Equals: Revenue Over/(Under Costs)         | \$ 21,328  | \$ (22,401) | \$ (17,651) | \$ (15,807) |
| Less: Impoundment Fund(s) Deposits         | \$ -       | \$ -        | \$ -        | \$ -        |
| Equals: Net Revenue                        | \$ 21,328  | \$ (22,401) | \$ (17,651) | \$ (15,807) |

| Revenues Over Minimal Costs with 10 Year DS | Pay Year 1 | Pay Year 2 | Pay Year 3 | Pay Year 4 |
|---|------------|------------|------------|------------|
| Total Revenues                              | \$ 134,815 | \$ 154,244 | \$ 161,707 | \$ 167,188 |
| Less: Non Capital Costs                     | \$ 113,488 | \$ 118,643 | \$ 121,356 | \$ 124,992 |
| Less: Capital Costs                         | \$ -       | \$ 30,827  | \$ 30,827  | \$ 30,827  |
| Equals: Revenue Over/(Under Costs)          | \$ 21,328  | \$ 4,774   | \$ 9,524   | \$ 11,368  |
| Less: Impoundment Fund(s) Deposits          | \$ 21,328  | \$ 4,774   | \$ 9,524   | \$ -       |
| Equals: Net Revenue                         | \$ -       | \$ -       | \$ -       | \$ 11,368  |

## City of Bloomington - Annexation

Revenues Over Costs

All Departments Combined - Area 3: North Island Bloomington Annexation Area

September 10, 2021

Net unallocated revenue through the first three (3) years will be placed in an impoundment fund(s)  
 Impoundment funds will be used to enhance services to the respective area

| Revenues Over Maximum Costs with 5 Year DS | Pay Year 1  | Pay Year 2  | Pay Year 3  | Pay Year 4  |
|--|-------------|-------------|-------------|-------------|
| Total Revenues                             | \$ 134,815  | \$ 154,244  | \$ 161,707  | \$ 167,188  |
| Less: Non Capital Costs                    | \$ 162,881  | \$ 168,705  | \$ 172,920  | \$ 178,103  |
| Less: Capital Costs                        | \$ -        | \$ 84,628   | \$ 84,628   | \$ 84,628   |
| Equals: Revenue Over/(Under Costs)         | \$ (28,066) | \$ (99,089) | \$ (95,841) | \$ (95,544) |
| Less: Impoundment Fund(s) Deposits         | \$ -        | \$ -        | \$ -        | \$ -        |
| Equals: Net Revenue                        | \$ (28,066) | \$ (99,089) | \$ (95,841) | \$ (95,544) |

| Revenues Over Maximum Costs with 10 Year DS | Pay Year 1  | Pay Year 2  | Pay Year 3  | Pay Year 4  |
|---|-------------|-------------|-------------|-------------|
| Total Revenues                              | \$ 134,815  | \$ 154,244  | \$ 161,707  | \$ 167,188  |
| Less: Non Capital Costs                     | \$ 162,881  | \$ 168,705  | \$ 172,920  | \$ 178,103  |
| Less: Capital Costs                         | \$ -        | \$ 44,979   | \$ 44,979   | \$ 44,979   |
| Equals: Revenue Over/(Under Costs)          | \$ (28,066) | \$ (59,439) | \$ (56,192) | \$ (55,894) |
| Less: Impoundment Fund(s) Deposits          | \$ -        | \$ -        | \$ -        | \$ -        |
| Equals: Net Revenue                         | \$ (28,066) | \$ (59,439) | \$ (56,192) | \$ (55,894) |

| Revenues Over Maximum Costs with 20 Year DS | Pay Year 1  | Pay Year 2  | Pay Year 3  | Pay Year 4  |
|---|-------------|-------------|-------------|-------------|
| Total Revenues                              | \$ 134,815  | \$ 154,244  | \$ 161,707  | \$ 167,188  |
| Less: Non Capital Costs                     | \$ 162,881  | \$ 168,705  | \$ 172,920  | \$ 178,103  |
| Less: Capital Costs                         | \$ -        | \$ 25,586   | \$ 25,586   | \$ 25,586   |
| Equals: Revenue Over/(Under Costs)          | \$ (28,066) | \$ (40,047) | \$ (36,799) | \$ (36,502) |
| Less: Impoundment Fund(s) Deposits          | \$ -        | \$ -        | \$ -        | \$ -        |
| Equals: Net Revenue                         | \$ (28,066) | \$ (40,047) | \$ (36,799) | \$ (36,502) |

## City of Bloomington - Annexation

Projected Non-Capital & Capital Expenses

All Departments Combined - Area 3: North Island Bloomington Annexation Area

September 10, 2021

| Expense Items                     | Year 1        |               | Year 2        |               | Year 3        |               | Year 4        |               |
|-----------------------------------|---------------|---------------|---------------|---------------|---------------|---------------|---------------|---------------|
|                                   | Minimum Costs | Maximum Costs | Minimum Costs | Maximum Costs | Minimum Costs | Maximum Costs | Minimum Costs | Maximum Costs |
| <b>Total Non Capital Expenses</b> | \$ 113,488    | \$ 162,881    | \$ 118,643    | \$ 168,705    | \$ 121,356    | \$ 172,920    | \$ 124,992    | \$ 178,103    |
| <b>Total Capital Expenses</b>     | \$ 85,565     | \$ 129,113    | \$ 77,047     | \$ 115,326    | \$ 77,851     | \$ 116,222    | \$ 28,432     | \$ 31,669     |
| <b>Total Non Cap/Capital Exp</b>  | \$ 199,053    | \$ 291,994    | \$ 195,690    | \$ 284,031    | \$ 199,207    | \$ 289,142    | \$ 153,424    | \$ 209,773    |

**City of Bloomington**

Sources & Uses

September 10, 2021

**Minimum Capital Costs - 5 Year Bond**

**Sources**

|                      |                   |
|----------------------|-------------------|
| Bond Proceeds        | \$ 271,631        |
| <b>Total Sources</b> | <b>\$ 271,631</b> |

**Uses**

|                      |                   |
|----------------------|-------------------|
| Capital Projects     | \$ 268,895        |
| Issuance Costs       | \$ 4,571          |
| Misc.                | \$ 1,213          |
| Capitalized Interest | \$ -              |
| <b>Total Uses</b>    | <b>\$ 274,679</b> |

Interest Rate 2.0%  
Payback Period (in Years) 5

**PRELIMINARY AMORTIZATION SCHEDULE**

| PERIOD | PAYMENT      | INTEREST    | PRINCIPAL    | BALANCE       |
|--------|--------------|-------------|--------------|---------------|
| 1      | \$ 29,001.19 | \$ 2,716.31 | \$ 25,963.06 | \$ 245,667.96 |
| 2      | \$ 29,001.19 | \$ 2,456.68 | \$ 26,222.69 | \$ 219,445.27 |
| 3      | \$ 29,001.19 | \$ 2,194.45 | \$ 26,484.91 | \$ 192,960.36 |
| 4      | \$ 29,001.19 | \$ 1,929.60 | \$ 26,749.76 | \$ 166,210.59 |
| 5      | \$ 29,001.19 | \$ 1,662.11 | \$ 27,017.26 | \$ 139,193.33 |
| 6      | \$ 29,001.19 | \$ 1,391.93 | \$ 27,287.43 | \$ 111,905.90 |
| 7      | \$ 29,001.19 | \$ 1,119.06 | \$ 27,560.31 | \$ 84,345.59  |
| 8      | \$ 29,001.19 | \$ 843.46   | \$ 27,835.91 | \$ 56,509.68  |
| 9      | \$ 29,001.19 | \$ 565.10   | \$ 28,114.27 | \$ 28,395.41  |
| 10     | \$ 29,001.19 | \$ 283.95   | \$ 28,395.41 | \$ 0.00       |

Note: Assumes two (2) payments per year (ex: 1st year would include PERIOD 1 and 2)

Note: Assumes payments will begin in 1st Pay Year (Year 2 of Annexation)

Note: All estimates shown are preliminary (actual results may vary and may be material)

**City of Bloomington**

Sources & Uses

September 10, 2021

**Maximum Capital Costs - 5 Year Bond**

**Sources**

|                      |                   |
|----------------------|-------------------|
| Bond Proceeds        | \$ 396,322        |
| <b>Total Sources</b> | <b>\$ 396,322</b> |

**Uses**

|                      |                   |
|----------------------|-------------------|
| Capital Projects     | \$ 392,330        |
| Issuance Costs       | \$ 6,670          |
| Misc.                | \$ 1,770          |
| Capitalized Interest | \$ -              |
| <b>Total Uses</b>    | <b>\$ 400,770</b> |

Interest Rate 2.0%  
Payback Period (in Years) 5

**PRELIMINARY AMORTIZATION SCHEDULE**

| PERIOD | PAYMENT      | INTEREST    | PRINCIPAL    | BALANCE       |
|--------|--------------|-------------|--------------|---------------|
| 1      | \$ 42,314.08 | \$ 3,963.22 | \$ 37,881.31 | \$ 358,440.99 |
| 2      | \$ 42,314.08 | \$ 3,584.41 | \$ 38,260.12 | \$ 320,180.87 |
| 3      | \$ 42,314.08 | \$ 3,201.81 | \$ 38,642.72 | \$ 281,538.15 |
| 4      | \$ 42,314.08 | \$ 2,815.38 | \$ 39,029.15 | \$ 242,509.00 |
| 5      | \$ 42,314.08 | \$ 2,425.09 | \$ 39,419.44 | \$ 203,089.56 |
| 6      | \$ 42,314.08 | \$ 2,030.90 | \$ 39,813.64 | \$ 163,275.92 |
| 7      | \$ 42,314.08 | \$ 1,632.76 | \$ 40,211.77 | \$ 123,064.15 |
| 8      | \$ 42,314.08 | \$ 1,230.64 | \$ 40,613.89 | \$ 82,450.26  |
| 9      | \$ 42,314.08 | \$ 824.50   | \$ 41,020.03 | \$ 41,430.23  |
| 10     | \$ 42,314.08 | \$ 414.30   | \$ 41,430.23 | \$ -          |

Note: Assumes two (2) payments per year (ex: 1st year would include PERIOD 1 and 2)

Note: Assumes payments will begin in 1st Pay Year (Year 2 of Annexation)

Note: All estimates shown are preliminary (actual results may vary and may be material)

**Maximum Capital Costs - 10 Year Bond**

**Sources**

|                      |                   |
|----------------------|-------------------|
| Bond Proceeds        | \$ 396,322        |
| <b>Total Sources</b> | <b>\$ 396,322</b> |

**Uses**

|                      |                   |
|----------------------|-------------------|
| Capital Projects     | \$ 392,330        |
| Issuance Costs       | \$ 6,670          |
| Misc.                | \$ 1,770          |
| Capitalized Interest | \$ -              |
| <b>Total Uses</b>    | <b>\$ 400,770</b> |

Interest Rate 2.25%  
Payback Period (in Years) 10

**PRELIMINARY AMORTIZATION SCHEDULE**

| PERIOD | PAYMENT      | INTEREST    | PRINCIPAL    | BALANCE       |
|--------|--------------|-------------|--------------|---------------|
| 1      | \$ 22,489.31 | \$ 4,458.63 | \$ 17,781.12 | \$ 378,541.18 |
| 2      | \$ 22,489.31 | \$ 4,258.59 | \$ 17,981.16 | \$ 360,560.02 |
| 3      | \$ 22,489.31 | \$ 4,056.30 | \$ 18,183.45 | \$ 342,376.57 |
| 4      | \$ 22,489.31 | \$ 3,851.74 | \$ 18,388.01 | \$ 323,988.56 |
| 5      | \$ 22,489.31 | \$ 3,644.87 | \$ 18,594.88 | \$ 305,393.68 |
| 6      | \$ 22,489.31 | \$ 3,435.68 | \$ 18,804.07 | \$ 286,589.61 |
| 7      | \$ 22,489.31 | \$ 3,224.13 | \$ 19,015.62 | \$ 267,573.99 |
| 8      | \$ 22,489.31 | \$ 3,010.21 | \$ 19,229.54 | \$ 248,344.45 |
| 9      | \$ 22,489.31 | \$ 2,793.88 | \$ 19,445.87 | \$ 228,898.58 |
| 10     | \$ 22,489.31 | \$ 2,575.11 | \$ 19,664.64 | \$ 209,233.94 |
| 11     | \$ 22,489.31 | \$ 2,353.88 | \$ 19,885.87 | \$ 189,348.07 |
| 12     | \$ 22,489.31 | \$ 2,130.17 | \$ 20,109.58 | \$ 169,238.49 |
| 13     | \$ 22,489.31 | \$ 1,903.93 | \$ 20,335.82 | \$ 148,902.67 |
| 14     | \$ 22,489.31 | \$ 1,675.16 | \$ 20,564.59 | \$ 128,338.08 |
| 15     | \$ 22,489.31 | \$ 1,443.80 | \$ 20,795.95 | \$ 107,542.13 |
| 16     | \$ 22,489.31 | \$ 1,209.85 | \$ 21,029.90 | \$ 86,512.23  |
| 17     | \$ 22,489.31 | \$ 973.26   | \$ 21,266.49 | \$ 65,245.74  |
| 18     | \$ 22,489.31 | \$ 734.01   | \$ 21,505.73 | \$ 43,740.01  |
| 19     | \$ 22,489.31 | \$ 492.08   | \$ 21,747.67 | \$ 21,992.34  |
| 20     | \$ 22,489.31 | \$ 247.41   | \$ 21,992.34 | \$ -          |

Note: Assumes two (2) payments per year (ex: 1st year would include PERIOD 1 and 2)

Note: Assumes payments will begin in 1st Pay Year (Year 2 of Annexation)

Note: All estimates shown are preliminary (actual results may vary and may be material)

**Minimum Capital Costs - 10 Year Bond**

**Sources**

|                      |                   |
|----------------------|-------------------|
| Bond Proceeds        | \$ 271,631        |
| <b>Total Sources</b> | <b>\$ 271,631</b> |

**Uses**

|                      |                   |
|----------------------|-------------------|
| Capital Projects     | \$ 268,895        |
| Issuance Costs       | \$ 4,571          |
| Misc.                | \$ 1,213          |
| Capitalized Interest | \$ -              |
| <b>Total Uses</b>    | <b>\$ 274,679</b> |

Interest Rate 2.25%  
Payback Period (in Years) 10

**PRELIMINARY AMORTIZATION SCHEDULE**

| PERIOD | PAYMENT      | INTEREST    | PRINCIPAL    | BALANCE       |
|--------|--------------|-------------|--------------|---------------|
| 1      | \$ 15,413.70 | \$ 3,055.85 | \$ 12,186.81 | \$ 259,444.21 |
| 2      | \$ 15,413.70 | \$ 2,918.75 | \$ 12,323.91 | \$ 247,120.29 |
| 3      | \$ 15,413.70 | \$ 2,780.10 | \$ 12,462.56 | \$ 234,657.74 |
| 4      | \$ 15,413.70 | \$ 2,639.90 | \$ 12,602.76 | \$ 222,054.98 |
| 5      | \$ 15,413.70 | \$ 2,498.12 | \$ 12,744.54 | \$ 209,310.44 |
| 6      | \$ 15,413.70 | \$ 2,354.74 | \$ 12,887.92 | \$ 196,422.52 |
| 7      | \$ 15,413.70 | \$ 2,209.75 | \$ 13,032.91 | \$ 183,389.62 |
| 8      | \$ 15,413.70 | \$ 2,063.13 | \$ 13,179.53 | \$ 170,210.09 |
| 9      | \$ 15,413.70 | \$ 1,914.86 | \$ 13,327.80 | \$ 156,882.30 |
| 10     | \$ 15,413.70 | \$ 1,764.93 | \$ 13,477.73 | \$ 143,404.56 |
| 11     | \$ 15,413.70 | \$ 1,613.30 | \$ 13,629.36 | \$ 129,775.21 |
| 12     | \$ 15,413.70 | \$ 1,459.97 | \$ 13,782.69 | \$ 115,992.52 |
| 13     | \$ 15,413.70 | \$ 1,304.92 | \$ 13,937.74 | \$ 102,054.78 |
| 14     | \$ 15,413.70 | \$ 1,148.12 | \$ 14,094.54 | \$ 87,960.23  |
| 15     | \$ 15,413.70 | \$ 989.55   | \$ 14,253.11 | \$ 73,707.13  |
| 16     | \$ 15,413.70 | \$ 829.21   | \$ 14,413.45 | \$ 59,293.67  |
| 17     | \$ 15,413.70 | \$ 667.05   | \$ 14,575.60 | \$ 44,718.07  |
| 18     | \$ 15,413.70 | \$ 503.08   | \$ 14,739.58 | \$ 29,978.49  |
| 19     | \$ 15,413.70 | \$ 337.26   | \$ 14,905.40 | \$ 15,073.09  |
| 20     | \$ 15,413.70 | \$ 169.57   | \$ 15,073.09 | \$ -          |

Note: Assumes two (2) payments per year (ex: 1st year would include PERIOD 1 and 2)

Note: Assumes payments will begin in 1st Pay Year (Year 2 of Annexation)

Note: All estimates shown are preliminary (actual results may vary and may be material)

**Maximum Capital Costs - 20 Year Bond**

**Sources**

|                      |                   |
|----------------------|-------------------|
| Bond Proceeds        | \$ 396,322        |
| <b>Total Sources</b> | <b>\$ 396,322</b> |

**Uses**

|                      |                   |
|----------------------|-------------------|
| Capital Projects     | \$ 392,330        |
| Issuance Costs       | \$ 6,670          |
| Misc.                | \$ 1,770          |
| Capitalized Interest | \$ -              |
| <b>Total Uses</b>    | <b>\$ 400,770</b> |

Interest Rate 2.5%  
Payback Period (in Years) 20

**PRELIMINARY AMORTIZATION SCHEDULE**

| PERIOD | PAYMENT      | INTEREST    | PRINCIPAL    | BALANCE       |
|--------|--------------|-------------|--------------|---------------|
| 1      | \$ 12,793.13 | \$ 4,954.03 | \$ 7,697.14  | \$ 388,625.16 |
| 2      | \$ 12,793.13 | \$ 4,857.81 | \$ 7,793.35  | \$ 380,831.81 |
| 3      | \$ 12,793.13 | \$ 4,760.40 | \$ 7,890.77  | \$ 372,941.04 |
| 4      | \$ 12,793.13 | \$ 4,661.76 | \$ 7,989.41  | \$ 364,951.63 |
| 5      | \$ 12,793.13 | \$ 4,561.90 | \$ 8,089.27  | \$ 356,862.36 |
| 6      | \$ 12,793.13 | \$ 4,460.78 | \$ 8,190.39  | \$ 348,671.97 |
| 7      | \$ 12,793.13 | \$ 4,358.40 | \$ 8,292.77  | \$ 340,379.20 |
| 8      | \$ 12,793.13 | \$ 4,254.74 | \$ 8,396.43  | \$ 331,982.78 |
| 9      | \$ 12,793.13 | \$ 4,149.78 | \$ 8,501.38  | \$ 323,481.39 |
| 10     | \$ 12,793.13 | \$ 4,043.52 | \$ 8,607.65  | \$ 314,873.74 |
| 11     | \$ 12,793.13 | \$ 3,935.92 | \$ 8,715.25  | \$ 306,158.49 |
| 12     | \$ 12,793.13 | \$ 3,826.98 | \$ 8,824.19  | \$ 297,334.31 |
| 13     | \$ 12,793.13 | \$ 3,716.68 | \$ 8,934.49  | \$ 288,399.82 |
| 14     | \$ 12,793.13 | \$ 3,605.00 | \$ 9,046.17  | \$ 279,353.65 |
| 15     | \$ 12,793.13 | \$ 3,491.92 | \$ 9,159.25  | \$ 270,194.40 |
| 16     | \$ 12,793.13 | \$ 3,377.43 | \$ 9,273.74  | \$ 260,920.66 |
| 17     | \$ 12,793.13 | \$ 3,261.51 | \$ 9,389.66  | \$ 251,531.00 |
| 18     | \$ 12,793.13 | \$ 3,144.14 | \$ 9,507.03  | \$ 242,023.97 |
| 19     | \$ 12,793.13 | \$ 3,025.30 | \$ 9,625.87  | \$ 232,398.10 |
| 20     | \$ 12,793.13 | \$ 2,904.98 | \$ 9,746.19  | \$ 222,651.91 |
| 21     | \$ 12,793.13 | \$ 2,783.15 | \$ 9,868.02  | \$ 212,783.89 |
| 22     | \$ 12,793.13 | \$ 2,659.80 | \$ 9,991.37  | \$ 202,792.52 |
| 23     | \$ 12,793.13 | \$ 2,534.91 | \$ 10,116.26 | \$ 192,676.26 |
| 24     | \$ 12,793.13 | \$ 2,408.45 | \$ 10,242.72 | \$ 182,433.54 |
| 25     | \$ 12,793.13 | \$ 2,280.42 | \$ 10,370.75 | \$ 172,062.80 |
| 26     | \$ 12,793.13 | \$ 2,150.78 | \$ 10,500.38 | \$ 161,562.41 |
| 27     | \$ 12,793.13 | \$ 2,019.53 | \$ 10,631.64 | \$ 150,930.77 |
| 28     | \$ 12,793.13 | \$ 1,886.63 | \$ 10,764.53 | \$ 140,166.24 |
| 29     | \$ 12,793.13 | \$ 1,752.08 | \$ 10,899.09 | \$ 129,267.15 |
| 30     | \$ 12,793.13 | \$ 1,615.84 | \$ 11,035.33 | \$ 118,231.82 |
| 31     | \$ 12,793.13 | \$ 1,477.90 | \$ 11,173.27 | \$ 107,058.55 |
| 32     | \$ 12,793.13 | \$ 1,338.23 | \$ 11,312.94 | \$ 95,745.61  |
| 33     | \$ 12,793.13 | \$ 1,196.82 | \$ 11,454.35 | \$ 84,291.27  |
| 34     | \$ 12,793.13 | \$ 1,053.64 | \$ 11,597.53 | \$ 72,693.74  |
| 35     | \$ 12,793.13 | \$ 908.67   | \$ 11,742.50 | \$ 60,951.24  |
| 36     | \$ 12,793.13 | \$ 761.89   | \$ 11,889.28 | \$ 49,061.96  |
| 37     | \$ 12,793.13 | \$ 613.27   | \$ 12,037.89 | \$ 37,024.07  |
| 38     | \$ 12,793.13 | \$ 462.80   | \$ 12,188.37 | \$ 24,835.70  |
| 39     | \$ 12,793.13 | \$ 310.45   | \$ 12,340.72 | \$ 12,494.98  |
| 40     | \$ 12,793.13 | \$ 156.19   | \$ 12,494.98 | \$ -          |

Note: Assumes two (2) payments per year (ex: 1st year would include PERIOD 1 and 2)

Note: Assumes payments will begin in 1st Pay Year (Year 2 of Annexation)

Note: All estimates shown are preliminary (actual results may vary and may be material)



**City of Bloomington - Annexation**

Projected Non-Capital & Capital Expenses  
 City Clerk Department - Area 3: North Island Bloomington Annexation Area  
 September 10, 2021

**IF ONLY AREA 3 IS ANNEXED**

| Expense Items                     | Year 1 |               |        |               | Year 2 |               |        |               | Year 3 |               |        |               | Year 4 |               |        |               |
|-----------------------------------|--------|---------------|--------|---------------|--------|---------------|--------|---------------|--------|---------------|--------|---------------|--------|---------------|--------|---------------|
|                                   | Number | Minimum Costs | Number | Maximum Costs | Number | Minimum Costs | Number | Maximum Costs | Number | Minimum Costs | Number | Maximum Costs | Number | Minimum Costs | Number | Maximum Costs |
| <b>Non Capital Expenses</b>       |        |               |        |               |        |               |        |               |        |               |        |               |        |               |        |               |
| <b>Total Non Capital Expenses</b> | \$ -   |               | \$ -   |               | \$ -   |               | \$ -   |               | \$ -   |               | \$ -   |               | \$ -   |               | \$ -   |               |
| <b>Capital Expenses</b>           |        |               |        |               |        |               |        |               |        |               |        |               |        |               |        |               |
| <b>Total Capital Expenses</b>     | \$ -   |               | \$ -   |               | \$ -   |               | \$ -   |               | \$ -   |               | \$ -   |               | \$ -   |               | \$ -   |               |
| <b>Total Non Cap/Capital Exp</b>  | \$ -   |               | \$ -   |               | \$ -   |               | \$ -   |               | \$ -   |               | \$ -   |               | \$ -   |               | \$ -   |               |

**City of Bloomington - Annexation**

Projected Non-Capital & Capital Expenses

Community & Family Resources Department - Area 3: North Island Bloomington Annexation Area

September 10, 2021

**IF ONLY AREA 3 IS ANNEXED**

| Expense Items                     | Year 1 |                 |        |                 | Year 2 |                 |        |                 | Year 3 |                 |        |                 | Year 4 |                 |        |                 |
|-----------------------------------|--------|-----------------|--------|-----------------|--------|-----------------|--------|-----------------|--------|-----------------|--------|-----------------|--------|-----------------|--------|-----------------|
|                                   | Number | Minimum Costs   | Number | Maximum Costs   | Number | Minimum Costs   | Number | Maximum Costs   | Number | Minimum Costs   | Number | Maximum Costs   | Number | Minimum Costs   | Number | Maximum Costs   |
| <b>Non Capital Expenses</b>       |        |                 |        |                 |        |                 |        |                 |        |                 |        |                 |        |                 |        |                 |
| New Employees                     | 0.01   | \$ 653          | 0.01   | \$ 653          | 0.01   | \$ 673          | 0.01   | \$ 673          | 0.01   | \$ 693          | 0.01   | \$ 693          | 0.01   | \$ 714          | 0.01   | \$ 714          |
| Marketing                         | 0.01   | \$ 87           | 0.01   | \$ 87           | 0.01   | \$ 90           | 0.01   | \$ 90           | 0.01   | \$ 92           | 0.01   | \$ 92           | 0.01   | \$ 95           | 0.01   | \$ 95           |
| New Program Development           | 0.01   | \$ 272          | 0.01   | \$ 272          | 0.01   | \$ 280          | 0.01   | \$ 280          | 0.01   | \$ 289          | 0.01   | \$ 289          | 0.01   | \$ 298          | 0.01   | \$ 298          |
| <b>Total Non Capital Expenses</b> |        | <b>\$ 1,013</b> |        | <b>\$ 1,013</b> |        | <b>\$ 1,043</b> |        | <b>\$ 1,043</b> |        | <b>\$ 1,075</b> |        | <b>\$ 1,075</b> |        | <b>\$ 1,107</b> |        | <b>\$ 1,107</b> |
| <b>Capital Expenses</b>           |        |                 |        |                 |        |                 |        |                 |        |                 |        |                 |        |                 |        |                 |
|                                   |        |                 |        |                 |        |                 |        |                 |        |                 |        |                 |        |                 |        |                 |
| <b>Total Capital Expenses</b>     |        | <b>\$ -</b>     |        | <b>\$ -</b>     |        | <b>\$ -</b>     |        | <b>\$ -</b>     |        | <b>\$ -</b>     |        | <b>\$ -</b>     |        | <b>\$ -</b>     |        | <b>\$ -</b>     |
| <b>Total Non Cap/Capital Exp</b>  |        | <b>\$ 1,013</b> |        | <b>\$ 1,013</b> |        | <b>\$ 1,043</b> |        | <b>\$ 1,043</b> |        | <b>\$ 1,075</b> |        | <b>\$ 1,075</b> |        | <b>\$ 1,107</b> |        | <b>\$ 1,107</b> |

Note (1): Years 2, 3, and 4 assume a 3% increase due to cost of inflation.

**City of Bloomington - Annexation**

Projected Non-Capital & Capital Expenses  
 Controller Department - Area 3: North Island Bloomington Annexation Area  
 September 10, 2021

IF ONLY AREA 3 IS ANNEXED

| Expense Items                     | Year 1 |               |        |               | Year 2 |               |        |               | Year 3 |               |        |               | Year 4 |               |        |               |
|-----------------------------------|--------|---------------|--------|---------------|--------|---------------|--------|---------------|--------|---------------|--------|---------------|--------|---------------|--------|---------------|
|                                   | Number | Minimum Costs | Number | Maximum Costs | Number | Minimum Costs | Number | Maximum Costs | Number | Minimum Costs | Number | Maximum Costs | Number | Minimum Costs | Number | Maximum Costs |
| <b>Non Capital Expenses</b>       |        |               |        |               |        |               |        |               |        |               |        |               |        |               |        |               |
| New Employees                     |        |               | 0.00   | \$ -          |        |               | 0.00   | \$ -          |        |               | 0.00   | \$ -          |        |               | 0.00   | \$ -          |
| Supplies                          |        |               | 0.00   | \$ -          |        |               | 0.00   | \$ -          |        |               | 0.00   | \$ -          |        |               | 0.00   | \$ -          |
| <b>Total Non Capital Expenses</b> |        | \$ -          |        | \$ -          |        | \$ -          |        | \$ -          |        | \$ -          |        | \$ -          |        | \$ -          |        | \$ -          |
| <b>Capital Expenses</b>           |        |               |        |               |        |               |        |               |        |               |        |               |        |               |        |               |
|                                   |        |               |        |               |        |               |        |               |        |               |        |               |        |               |        |               |
| <b>Total Capital Expenses</b>     |        | \$ -          |        | \$ -          |        | \$ -          |        | \$ -          |        | \$ -          |        | \$ -          |        | \$ -          |        | \$ -          |
| <b>Total Non Cap/Capital Exp</b>  |        | \$ -          |        | \$ -          |        | \$ -          |        | \$ -          |        | \$ -          |        | \$ -          |        | \$ -          |        | \$ -          |

Note (1): Years 2, 3, and 4 assume a 3% increase due to cost of inflation.

**City of Bloomington - Annexation**

Projected Non-Capital & Capital Expenses

Council Department - Area 3: North Island Bloomington Annexation Area

September 10, 2021

IF ONLY AREA 3 IS ANNEXED

| Expense Items                     | Year 1 |               |        |               | Year 2 |               |        |               | Year 3 |               |        |               | Year 4 |               |        |               |
|-----------------------------------|--------|---------------|--------|---------------|--------|---------------|--------|---------------|--------|---------------|--------|---------------|--------|---------------|--------|---------------|
|                                   | Number | Minimum Costs | Number | Maximum Costs | Number | Minimum Costs | Number | Maximum Costs | Number | Minimum Costs | Number | Maximum Costs | Number | Minimum Costs | Number | Maximum Costs |
| <b>Non Capital Expenses</b>       |        |               |        |               |        |               |        |               |        |               |        |               |        |               |        |               |
| <b>Total Non Capital Expenses</b> |        | \$ -          |        | \$ -          |        | \$ -          |        | \$ -          |        | \$ -          |        | \$ -          |        | \$ -          |        | \$ -          |
| <b>Capital Expenses</b>           |        |               |        |               |        |               |        |               |        |               |        |               |        |               |        |               |
| <b>Total Capital Expenses</b>     |        | \$ -          |        | \$ -          |        | \$ -          |        | \$ -          |        | \$ -          |        | \$ -          |        | \$ -          |        | \$ -          |
| <b>Total Non Cap/Capital Exp</b>  |        | \$ -          |        | \$ -          |        | \$ -          |        | \$ -          |        | \$ -          |        | \$ -          |        | \$ -          |        | \$ -          |

**City of Bloomington - Annexation**

Projected Non-Capital & Capital Expenses

ESD Department - Area 3: North Island Bloomington Annexation Area

September 10, 2021

**IF ONLY AREA 3 IS ANNEXED**

| Expense Items                          | Year 1 |               |        |               | Year 2 |               |        |               | Year 3 |               |        |               | Year 4 |               |        |               |
|--|--------|---------------|--------|---------------|--------|---------------|--------|---------------|--------|---------------|--------|---------------|--------|---------------|--------|---------------|
|  | Number | Minimum Costs | Number | Maximum Costs | Number | Minimum Costs | Number | Maximum Costs | Number | Minimum Costs | Number | Maximum Costs | Number | Minimum Costs | Number | Maximum Costs |
| <b>Non Capital Expenses</b>            |        |               |        |               |        |               |        |               |        |               |        |               |        |               |        |               |
| Labor Support \$160k - \$75k x 2 Years | 0.01   | \$ 817        | 0.01   | \$ 817        | 0.01   | \$ 817        | 0.01   | \$ 817        |        | \$ -          |        | \$ -          |        | \$ -          |        | \$ -          |
| <b>Total Non Capital Expenses</b>      |        | <b>\$ 817</b> |        | <b>\$ 817</b> |        | <b>\$ 817</b> |        | <b>\$ 817</b> |        | <b>\$ -</b>   |        | <b>\$ -</b>   |        | <b>\$ -</b>   |        | <b>\$ -</b>   |
| <b>Capital Expenses</b>                |        |               |        |               |        |               |        |               |        |               |        |               |        |               |        |               |
|  |        |               |        |               |        |               |        |               |        |               |        |               |        |               |        |               |
| <b>Total Capital Expenses</b>          |        | <b>\$ -</b>   |        | <b>\$ -</b>   |        | <b>\$ -</b>   |        | <b>\$ -</b>   |        | <b>\$ -</b>   |        | <b>\$ -</b>   |        | <b>\$ -</b>   |        | <b>\$ -</b>   |
| <b>Total Non Cap/Capital Exp</b>       |        | <b>\$ 817</b> |        | <b>\$ 817</b> |        | <b>\$ 817</b> |        | <b>\$ 817</b> |        | <b>\$ -</b>   |        | <b>\$ -</b>   |        | <b>\$ -</b>   |        | <b>\$ -</b>   |

Note (1): Non capital expenses for Years 2, 3, and 4 assume a 3% increase due to cost of inflation.

**City of Bloomington - Annexation**

Projected Non-Capital & Capital Expenses

Engineering Department - Area 3: North Island Bloomington Annexation Area

September 10, 2021

**IF ONLY AREA 3 IS ANNEXED**

| Expense Items                     | Year 1 |                 | Year 2 |                 | Year 3 |                 | Year 4 |                 |       |                 |       |                 |      |                 |      |                 |
|-----------------------------------|--------|-----------------|--------|-----------------|--------|-----------------|--------|-----------------|-------|-----------------|-------|-----------------|------|-----------------|------|-----------------|
|                                   | Number | Minimum Costs   | Number | Maximum Costs   | Number | Minimum Costs   | Number | Maximum Costs   |       |                 |       |                 |      |                 |      |                 |
| <b>Non Capital Expenses</b>       |        |                 |        |                 |        |                 |        |                 |       |                 |       |                 |      |                 |      |                 |
| New Project Manager               | 0.01   | \$ 545          | 0.01   | \$ 588          | 0.01   | \$ 561          | 0.01   | \$ 606          | 0.01  | \$ 578          | 0.01  | \$ 624          | 0.01 | \$ 595          | 0.01 | \$ 643          |
| New Engineering Field Specialist  | 0.01   | \$ 523          | 0.01   | \$ 566          | 0.01   | \$ 538          | 0.01   | \$ 583          | 0.01  | \$ 555          | 0.01  | \$ 601          | 0.01 | \$ 571          | 0.01 | \$ 619          |
| Supplies                          | 0.01   | \$ 71           | 0.01   | \$ 71           | 0.01   | \$ 73           | 0.01   | \$ 73           | 0.01  | \$ 75           | 0.01  | \$ 75           | 0.01 | \$ 77           | 0.01 | \$ 77           |
| Travel, Dues & Instructions       | 0.01   | \$ 16           | 0.01   | \$ 16           | 0.01   | \$ 17           | 0.01   | \$ 17           | 0.01  | \$ 17           | 0.01  | \$ 17           | 0.01 | \$ 18           | 0.01 | \$ 18           |
| <b>Total Non Capital Expenses</b> |        | <b>\$ 1,154</b> |        | <b>\$ 1,242</b> |        | <b>\$ 1,189</b> |        | <b>\$ 1,279</b> |       | <b>\$ 1,225</b> |       | <b>\$ 1,317</b> |      | <b>\$ 1,262</b> |      | <b>\$ 1,357</b> |
| <b>Capital Expenses</b>           |        |                 |        |                 |        |                 |        |                 |       |                 |       |                 |      |                 |      |                 |
| Trucks                            | 0.01   | \$ 363          | 0.01   | \$ 363          | 0.01   | \$ 363          | 0.01   | \$ 363          | 0.01  | \$ 363          | 0.01  | \$ 363          | 0.00 | \$ -            | 0.00 | \$ -            |
| Phones/Tablets                    | 0.01   | \$ 7            | 0.01   | \$ 7            | 0.01   | \$ 7            | 0.01   | \$ 7            | 0.01  | \$ 7            | 0.01  | \$ 7            | 0.00 | \$ -            | 0.00 | \$ -            |
| Work Space Expansion              | 0.01   | \$ 363          | 0.01   | \$ 726          | 0.01   | \$ 363          | 0.01   | \$ 726          | 0.01  | \$ 363          | 0.01  | \$ 726          | 0.00 | \$ -            | 0.00 | \$ -            |
| Engineering Projects              | 0.004  | \$ 6,172        | 0.004  | \$ 6,172        | 0.004  | \$ 6,172        | 0.004  | \$ 6,172        | 0.004 | \$ 6,172        | 0.004 | \$ 6,172        | 0.00 | \$ -            | 0.00 | \$ -            |
| <b>Total Capital Expenses</b>     |        | <b>\$ 6,905</b> |        | <b>\$ 7,268</b> |        | <b>\$ 6,905</b> |        | <b>\$ 7,268</b> |       | <b>\$ 6,905</b> |       | <b>\$ 7,268</b> |      | <b>\$ -</b>     |      | <b>\$ -</b>     |
| <b>Total Non Cap/Capital Exp</b>  |        | <b>\$ 8,059</b> |        | <b>\$ 8,510</b> |        | <b>\$ 8,094</b> |        | <b>\$ 8,547</b> |       | <b>\$ 8,130</b> |       | <b>\$ 8,585</b> |      | <b>\$ 1,262</b> |      | <b>\$ 1,357</b> |

Note (1): Non capital expenses for Years 2, 3, and 4 assume a 3% increase due to cost of inflation.

**City of Bloomington - Annexation**

Projected Non-Capital & Capital Expenses

Fire Department - Area 3: North Island Bloomington Annexation Area

September 10, 2021

**IF ONLY AREA 3 IS ANNEXED**

| Expense Items                     | Year 1 |               |        |               | Year 2 |               |        |               | Year 3 |               |        |               | Year 4 |               |        |               |
|-----------------------------------|--------|---------------|--------|---------------|--------|---------------|--------|---------------|--------|---------------|--------|---------------|--------|---------------|--------|---------------|
|                                   | Number | Minimum Costs | Number | Maximum Costs | Number | Minimum Costs | Number | Maximum Costs | Number | Minimum Costs | Number | Maximum Costs | Number | Minimum Costs | Number | Maximum Costs |
| <b>Non Capital Expenses</b>       |        |               |        |               |        |               |        |               |        |               |        |               |        |               |        |               |
| Captains                          | 0.00   | \$ -          | 0.00   | \$ -          | 0.00   | \$ -          | 0.00   | \$ -          | 0.00   | \$ -          | 0.00   | \$ -          | 0.00   | \$ -          | 0.00   | \$ -          |
| Chauffeurs                        | 0.00   | \$ -          | 0.00   | \$ -          | 0.00   | \$ -          | 0.00   | \$ -          | 0.00   | \$ -          | 0.00   | \$ -          | 0.00   | \$ -          | 0.00   | \$ -          |
| Firefighters                      | 0.00   | \$ -          | 0.00   | \$ -          | 0.00   | \$ -          | 0.00   | \$ -          | 0.00   | \$ -          | 0.00   | \$ -          | 0.00   | \$ -          | 0.00   | \$ -          |
| Deputy Fire Marshal               | 0.00   | \$ -          | 0.00   | \$ -          | 0.00   | \$ -          | 0.00   | \$ -          | 0.00   | \$ -          | 0.00   | \$ -          | 0.00   | \$ -          | 0.00   | \$ -          |
| Apparatus Operating Maintenance   | 0.00   | \$ -          | 0.00   | \$ -          | 0.00   | \$ -          | 0.00   | \$ -          | 0.00   | \$ -          | 0.00   | \$ -          | 0.00   | \$ -          | 0.00   | \$ -          |
| Fire Station Annual Maintenance   | 0.00   | \$ -          | 0.00   | \$ -          | 0.00   | \$ -          | 0.00   | \$ -          | 0.00   | \$ -          | 0.00   | \$ -          | 0.00   | \$ -          | 0.00   | \$ -          |
| <b>Total Non Capital Expenses</b> |        | \$ -          |        | \$ -          |        | \$ -          |        | \$ -          |        | \$ -          |        | \$ -          |        | \$ -          |        | \$ -          |
| <b>Capital Expenses</b>           |        |               |        |               |        |               |        |               |        |               |        |               |        |               |        |               |
| Station Upgrade                   | 0.00   | \$ -          | 0.00   | \$ -          |        |               |        |               |        |               |        |               |        |               |        |               |
| Fire Engine Pumper                | 0.00   | \$ -          | 0.00   | \$ -          |        |               |        |               |        |               |        |               |        |               |        |               |
| SCBA Inventory                    | 0.00   | \$ -          | 0.00   | \$ -          |        |               |        |               |        |               |        |               |        |               |        |               |
| Personal Protective Equipment     | 0.00   | \$ -          | 0.00   | \$ -          |        |               |        |               |        |               |        |               |        |               |        |               |
| Office Reconfiguration/Furniture  | 0.00   | \$ -          | 0.00   | \$ -          |        |               |        |               |        |               |        |               |        |               |        |               |
| Communication Equipment           | 0.00   | \$ -          | 0.00   | \$ -          |        |               |        |               |        |               |        |               |        |               |        |               |
| <b>Total Capital Expenses</b>     |        | \$ -          |        | \$ -          |        | \$ -          |        | \$ -          |        | \$ -          |        | \$ -          |        | \$ -          |        | \$ -          |
| <b>Total Non Cap/Capital Exp</b>  |        | \$ -          |        | \$ -          |        | \$ -          |        | \$ -          |        | \$ -          |        | \$ -          |        | \$ -          |        | \$ -          |

Note (1): Based on supplying fire protection to Richland and Salt Creek Townships.

**City of Bloomington - Annexation**

Projected Non-Capital & Capital Expenses

HAND Department - Area 3: North Island Bloomington Annexation Area

September 10, 2021

**IF ONLY AREA 3 IS ANNEXED**

| Expense Items                         | Year 1 |               |        |               | Year 2 |               |        |               | Year 3 |               |        |               | Year 4 |               |        |               |
|---------------------------------------|--------|---------------|--------|---------------|--------|---------------|--------|---------------|--------|---------------|--------|---------------|--------|---------------|--------|---------------|
|                                       | Number | Minimum Costs | Number | Maximum Costs | Number | Minimum Costs | Number | Maximum Costs | Number | Minimum Costs | Number | Maximum Costs | Number | Minimum Costs | Number | Maximum Costs |
| <b>Non Capital Expenses</b>           |        |               |        |               |        |               |        |               |        |               |        |               |        |               |        |               |
| Neighborhood Compliance Officer (NCO) | 0.00   | \$ -          | 0.00   | \$ -          | 0.00   | \$ -          | 0.00   | \$ -          | 0.00   | \$ -          | 0.00   | \$ -          | 0.00   | \$ -          | 0.00   | \$ -          |
| Administrative Assistant              | 0.01   | \$ 373        | 0.02   | \$ 746        | 0.01   | \$ 384        | 0.02   | \$ 769        | 0.01   | \$ 396        | 0.02   | \$ 792        | 0.01   | \$ 408        | 0.02   | \$ 816        |
| Supplies/Other                        | 0.01   | \$ 33         | 0.01   | \$ 54         | 0.01   | \$ 34         | 0.01   | \$ 56         | 0.01   | \$ 35         | 0.01   | \$ 58         | 0.01   | \$ 36         | 0.01   | \$ 60         |
| NCO Inspection Tools                  | 0.00   | \$ -          | 0.00   | \$ -          |        |               |        |               |        |               |        |               |        |               |        |               |
| <b>Total Non Capital Expenses</b>     |        | <b>\$ 406</b> |        | <b>\$ 801</b> |        | <b>\$ 418</b> |        | <b>\$ 825</b> |        | <b>\$ 431</b> |        | <b>\$ 850</b> |        | <b>\$ 444</b> |        | <b>\$ 875</b> |
| <b>Capital Expenses</b>               |        |               |        |               |        |               |        |               |        |               |        |               |        |               |        |               |
| NCO Vehicles                          | 0.00   | \$ -          | 0.00   | \$ -          |        |               |        |               |        |               |        |               |        |               |        |               |
| NCO Technology                        | 0.00   | \$ -          | 0.00   | \$ -          |        |               |        |               |        |               |        |               |        |               |        |               |
| <b>Total Capital Expenses</b>         |        | <b>\$ -</b>   |        | <b>\$ -</b>   |        | <b>\$ -</b>   |        | <b>\$ -</b>   |        | <b>\$ -</b>   |        | <b>\$ -</b>   |        | <b>\$ -</b>   |        | <b>\$ -</b>   |
| <b>Total Non Cap/Capital Exp</b>      |        | <b>\$ 406</b> |        | <b>\$ 801</b> |        | <b>\$ 418</b> |        | <b>\$ 825</b> |        | <b>\$ 431</b> |        | <b>\$ 850</b> |        | <b>\$ 444</b> |        | <b>\$ 875</b> |

Note (1): Non capital expenses for Years 2, 3, and 4 assume a 3% increase due to cost of inflation.



**City of Bloomington - Annexation**

Projected Non-Capital & Capital Expenses

Human Resources Department - Area 3: North Island Bloomington Annexation Area

September 10, 2021

IF ONLY AREA 3 IS ANNEXED

| Expense Items                     | Year 1 |                 |        |                 | Year 2 |                 |        |                 | Year 3 |                 |        |                 | Year 4 |                 |        |                 |
|-----------------------------------|--------|-----------------|--------|-----------------|--------|-----------------|--------|-----------------|--------|-----------------|--------|-----------------|--------|-----------------|--------|-----------------|
|                                   | Number | Minimum Costs   | Number | Maximum Costs   | Number | Minimum Costs   | Number | Maximum Costs   | Number | Minimum Costs   | Number | Maximum Costs   | Number | Minimum Costs   | Number | Maximum Costs   |
| <b>Non Capital Expenses</b>       |        |                 |        |                 |        |                 |        |                 |        |                 |        |                 |        |                 |        |                 |
| Special Project Manager           | 0.02   | \$ 1,296        | 0.02   | \$ 1,296        | 0.02   | \$ 1,335        | 0.02   | \$ 1,335        | 0.02   | \$ 1,375        | 0.02   | \$ 1,375        | 0.02   | \$ 1,416        | 0.02   | \$ 1,416        |
| Administrative Assistant          | 0.02   | \$ 664          | 0.02   | \$ 664          | 0.02   | \$ 684          | 0.02   | \$ 684          | 0.02   | \$ 704          | 0.02   | \$ 704          | 0.02   | \$ 725          | 0.02   | \$ 725          |
| Training/Professional Dues        | 0.02   | \$ 12           | 0.02   | \$ 12           | 0.02   | \$ 13           | 0.02   | \$ 13           | 0.02   | \$ 13           | 0.02   | \$ 13           | 0.02   | \$ 14           | 0.02   | \$ 14           |
| Supplies                          | 0.02   | \$ 8            | 0.02   | \$ 8            | 0.02   | \$ 8            | 0.02   | \$ 8            | 0.02   | \$ 8            | 0.02   | \$ 8            | 0.02   | \$ 9            | 0.02   | \$ 9            |
| <b>Total Non Capital Expenses</b> |        | <b>\$ 1,980</b> |        | <b>\$ 1,980</b> |        | <b>\$ 2,039</b> |        | <b>\$ 2,039</b> |        | <b>\$ 2,100</b> |        | <b>\$ 2,100</b> |        | <b>\$ 2,163</b> |        | <b>\$ 2,163</b> |
| <b>Capital Expenses</b>           |        |                 |        |                 |        |                 |        |                 |        |                 |        |                 |        |                 |        |                 |
| Computer/Office Equip             | 0.01   | \$ 13           | 0.01   | \$ 26           | 0.01   | \$ 13           | 0.01   | \$ 26           | 0.01   | \$ 13           | 0.01   | \$ 26           | 0.00   | \$ -            | 0.00   | \$ -            |
| <b>Total Capital Expenses</b>     |        | <b>\$ 13</b>    |        | <b>\$ 26</b>    |        | <b>\$ 13</b>    |        | <b>\$ 26</b>    |        | <b>\$ 13</b>    |        | <b>\$ 26</b>    |        | <b>\$ -</b>     |        | <b>\$ -</b>     |
| <b>Total Non Cap/Capital Exp</b>  |        | <b>\$ 1,993</b> |        | <b>\$ 2,006</b> |        | <b>\$ 2,052</b> |        | <b>\$ 2,065</b> |        | <b>\$ 2,113</b> |        | <b>\$ 2,127</b> |        | <b>\$ 2,163</b> |        | <b>\$ 2,163</b> |

Note (1): Non capital expenses for Years 2, 3, and 4 assume a 3% increase due to cost of inflation.

**City of Bloomington - Annexation**

Projected Non-Capital & Capital Expenses  
 ITS Department - Area 3: North Island Bloomington Annexation Area  
 September 10, 2021

**IF ONLY AREA 3 IS ANNEXED**

| Expense Items                     | Year 1 |                 |        |                 | Year 2 |                 |        |                 | Year 3 |                 |        |                 | Year 4 |                 |        |                 |
|-----------------------------------|--------|-----------------|--------|-----------------|--------|-----------------|--------|-----------------|--------|-----------------|--------|-----------------|--------|-----------------|--------|-----------------|
|                                   | Number | Minimum Costs   | Number | Maximum Costs   | Number | Minimum Costs   | Number | Maximum Costs   | Number | Minimum Costs   | Number | Maximum Costs   | Number | Minimum Costs   | Number | Maximum Costs   |
| <b>Non Capital Expenses</b>       |        |                 |        |                 |        |                 |        |                 |        |                 |        |                 |        |                 |        |                 |
| Tech Support Specialist           | 0.01   | \$ 381          | 0.01   | \$ 762          | 0.01   | \$ 785          | 0.01   | \$ 785          | 0.01   | \$ 809          | 0.01   | \$ 809          | 0.01   | \$ 833          | 0.01   | \$ 833          |
| Application Analyst               | 0.01   | \$ 926          | 0.01   | \$ 926          | 0.01   | \$ 954          | 0.01   | \$ 954          | 0.01   | \$ 982          | 0.01   | \$ 982          | 0.01   | \$ 1,012        | 0.01   | \$ 1,012        |
| GIS Specialist                    | 0.01   | \$ 408          | 0.01   | \$ 817          | 0.01   | \$ 841          | 0.01   | \$ 841          | 0.01   | \$ 867          | 0.01   | \$ 867          | 0.01   | \$ 893          | 0.01   | \$ 893          |
| Junior Systems/Network Admin      | 0      | \$ -            | 0      | \$ -            | 0.01   | \$ 817          | 0.01   | \$ 817          | 0.01   | \$ 841          | 0.01   | \$ 841          | 0.01   | \$ 867          | 0.01   | \$ 867          |
| Software Licenses & Maintenance   | 0.01   | \$ 5            | 0.01   | \$ 5            | 0.01   | \$ 150          | 0.01   | \$ 150          | 0.01   | \$ 150          | 0.01   | \$ 150          | 0.01   | \$ 150          | 0.01   | \$ 150          |
| Phone Service                     | 0.01   | \$ 10           | 0.01   | \$ 10           | 0.01   | \$ 10           | 0.01   | \$ 10           | 0.01   | \$ 10           | 0.01   | \$ 10           | 0.01   | \$ 11           | 0.01   | \$ 11           |
| New Facility Maintenance          | 0.01   | \$ 54           | 0.01   | \$ 54           | 0.01   | \$ 56           | 0.01   | \$ 56           | 0.01   | \$ 58           | 0.01   | \$ 58           | 0.01   | \$ 60           | 0.01   | \$ 60           |
| <b>Total Non Capital Expenses</b> |        | <b>\$ 1,785</b> |        | <b>\$ 2,574</b> |        | <b>\$ 3,613</b> |        | <b>\$ 3,613</b> |        | <b>\$ 3,717</b> |        | <b>\$ 3,717</b> |        | <b>\$ 3,824</b> |        | <b>\$ 3,824</b> |
| <b>Capital Expenses</b>           |        |                 |        |                 |        |                 |        |                 |        |                 |        |                 |        |                 |        |                 |
| Hardware (Tech) for Staff         | 0.004  | \$ 7            | 0.004  | \$ 7            | 0.004  | \$ 7            | 0.004  | \$ 7            | 0.004  | \$ 7            | 0.004  | \$ 7            | 0.000  | \$ -            | 0.000  | \$ -            |
| Existing Facility Improvements    | 0.004  | \$ 36           | 0.004  | \$ 73           | 0.004  | \$ 36           | 0.004  | \$ 73           | 0.004  | \$ 36           | 0.004  | \$ 73           | 0.000  | \$ -            | 0.000  | \$ -            |
| New Facility                      | 0.004  | \$ 109          | 0.004  | \$ 218          | 0.004  | \$ 109          | 0.004  | \$ 218          | 0.004  | \$ 109          | 0.004  | \$ 218          | 0.000  | \$ -            | 0.000  | \$ -            |
| <b>Total Capital Expenses</b>     |        | <b>\$ 152</b>   |        | <b>\$ 298</b>   |        | <b>\$ 152</b>   |        | <b>\$ 298</b>   |        | <b>\$ 152</b>   |        | <b>\$ 298</b>   |        | <b>\$ -</b>     |        | <b>\$ -</b>     |
| <b>Total Non Cap/Capital Exp</b>  |        | <b>\$ 1,937</b> |        | <b>\$ 2,872</b> |        | <b>\$ 3,766</b> |        | <b>\$ 3,911</b> |        | <b>\$ 3,869</b> |        | <b>\$ 4,015</b> |        | <b>\$ 3,824</b> |        | <b>\$ 3,824</b> |

Note (1): Non capital expenses for Years 2, 3, and 4 assume a 3% increase due to cost of inflation.

**City of Bloomington - Annexation**

Projected Non-Capital & Capital Expenses

Legal Department - Area 3: North Island Bloomington Annexation Area

September 10, 2021

**IF ONLY AREA 3 IS ANNEXED**

| Expense Items                     | Year 1 |               |        |               | Year 2 |               |        |               | Year 3 |               |        |               | Year 4 |               |        |               |
|-----------------------------------|--------|---------------|--------|---------------|--------|---------------|--------|---------------|--------|---------------|--------|---------------|--------|---------------|--------|---------------|
|                                   | Number | Minimum Costs | Number | Maximum Costs | Number | Minimum Costs | Number | Maximum Costs | Number | Minimum Costs | Number | Maximum Costs | Number | Minimum Costs | Number | Maximum Costs |
| <b>Non Capital Expenses</b>       |        |               |        |               |        |               |        |               |        |               |        |               |        |               |        |               |
|                                   |        | \$ -          |        | \$ -          |        | \$ -          |        | \$ -          |        | \$ -          |        | \$ -          |        | \$ -          |        | \$ -          |
| <b>Total Non Capital Expenses</b> |        | \$ -          |        | \$ -          |        | \$ -          |        | \$ -          |        | \$ -          |        | \$ -          |        | \$ -          |        | \$ -          |
| <b>Capital Expenses</b>           |        |               |        |               |        |               |        |               |        |               |        |               |        |               |        |               |
|                                   |        |               |        |               |        |               |        |               |        |               |        |               |        |               |        |               |
| <b>Total Capital Expenses</b>     |        | \$ -          |        | \$ -          |        | \$ -          |        | \$ -          |        | \$ -          |        | \$ -          |        | \$ -          |        | \$ -          |
| <b>Total Non Cap/Capital Exp</b>  |        | \$ -          |        | \$ -          |        | \$ -          |        | \$ -          |        | \$ -          |        | \$ -          |        | \$ -          |        | \$ -          |

Note (1): Non capital expenses for Years 2, 3, and 4 assume a 3% increase due to cost of inflation.

**City of Bloomington - Annexation**

Projected Non-Capital & Capital Expenses

Mayor Department - Area 3: North Island Bloomington Annexation Area

September 10, 2021

**IF ONLY AREA 3 IS ANNEXED**

| Expense Items                     | Year 1 |                 |        |                 | Year 2 |                 |        |                 | Year 3 |                 |        |                 | Year 4 |                 |        |                 |
|-----------------------------------|--------|-----------------|--------|-----------------|--------|-----------------|--------|-----------------|--------|-----------------|--------|-----------------|--------|-----------------|--------|-----------------|
|                                   | Number | Minimum Costs   | Number | Maximum Costs   | Number | Minimum Costs   | Number | Maximum Costs   | Number | Minimum Costs   | Number | Maximum Costs   | Number | Minimum Costs   | Number | Maximum Costs   |
| <b>Non Capital Expenses</b>       |        |                 |        |                 |        |                 |        |                 |        |                 |        |                 |        |                 |        |                 |
| New Employee                      | 0.01   | \$ 1,634        | 0.01   | \$ 1,634        | 0.01   | \$ 1,683        | 0.01   | \$ 1,683        | 0.01   | \$ 1,733        | 0.01   | \$ 1,733        | 0.01   | \$ 1,785        | 0.01   | \$ 1,785        |
| <b>Total Non Capital Expenses</b> |        | <b>\$ 1,634</b> |        | <b>\$ 1,634</b> |        | <b>\$ 1,683</b> |        | <b>\$ 1,683</b> |        | <b>\$ 1,733</b> |        | <b>\$ 1,733</b> |        | <b>\$ 1,785</b> |        | <b>\$ 1,785</b> |
| <b>Capital Expenses</b>           |        |                 |        |                 |        |                 |        |                 |        |                 |        |                 |        |                 |        |                 |
|                                   |        |                 |        |                 |        |                 |        |                 |        |                 |        |                 |        |                 |        |                 |
| <b>Total Capital Expenses</b>     |        | <b>\$ -</b>     |        | <b>\$ -</b>     |        | <b>\$ -</b>     |        | <b>\$ -</b>     |        | <b>\$ -</b>     |        | <b>\$ -</b>     |        | <b>\$ -</b>     |        | <b>\$ -</b>     |
| <b>Total Non Cap/Capital Exp</b>  |        | <b>\$ 1,634</b> |        | <b>\$ 1,634</b> |        | <b>\$ 1,683</b> |        | <b>\$ 1,683</b> |        | <b>\$ 1,733</b> |        | <b>\$ 1,733</b> |        | <b>\$ 1,785</b> |        | <b>\$ 1,785</b> |

**City of Bloomington - Annexation**

Projected Non-Capital & Capital Expenses

Parks Department - Area 3: North Island Bloomington Annexation Area

September 10, 2021

**IF ONLY AREA 3 IS ANNEXED**

| Expense Items                     | Year 1 |                  |        |                  | Year 2 |                  |        |                  | Year 3 |                  |        |                  | Year 4 |                 |        |                 |
|-----------------------------------|--------|------------------|--------|------------------|--------|------------------|--------|------------------|--------|------------------|--------|------------------|--------|-----------------|--------|-----------------|
|                                   | Number | Minimum Costs    | Number | Maximum Costs    | Number | Minimum Costs    | Number | Maximum Costs    | Number | Minimum Costs    | Number | Maximum Costs    | Number | Minimum Costs   | Number | Maximum Costs   |
| <b>Non Capital Expenses</b>       |        |                  |        |                  |        |                  |        |                  |        |                  |        |                  |        |                 |        |                 |
| Seasonal Employee                 | 0.02   | \$ 715           | 0.08   | \$ 2,860         | 0.02   | \$ 736           | 0.08   | \$ 2,945         | 0.02   | \$ 758           | 0.08   | \$ 3,034         | 0.02   | \$ 781          | 0.08   | \$ 3,125        |
| Full Time Staff                   | 0.01   | \$ 466           | 0.01   | \$ 466           | 0.01   | \$ 480           | 0.01   | \$ 480           | 0.01   | \$ 494           | 0.01   | \$ 494           | 0.01   | \$ 509          | 0.01   | \$ 509          |
| Labor - Grounds & Facilities      | 0.01   | \$ 249           | 0.01   | \$ 748           | 0.01   | \$ 256           | 0.01   | \$ 770           | 0.01   | \$ 264           | 0.01   | \$ 793           | 0.01   | \$ 272          | 0.01   | \$ 817          |
| Supplies - Grounds & Facilities   | 0.01   | \$ 100           | 0.01   | \$ 300           | 0.01   | \$ 103           | 0.01   | \$ 309           | 0.01   | \$ 106           | 0.01   | \$ 318           | 0.01   | \$ 109          | 0.01   | \$ 327          |
| Miscellaneous                     | 0.01   | \$ 22            | 0.01   | \$ 67            | 0.01   | \$ 23            | 0.01   | \$ 69            | 0.01   | \$ 24            | 0.01   | \$ 71            | 0.01   | \$ 25           | 0.01   | \$ 74           |
| <b>Total Non Capital Expenses</b> |        | <b>\$ 1,552</b>  |        | <b>\$ 4,440</b>  |        | <b>\$ 1,599</b>  |        | <b>\$ 4,573</b>  |        | <b>\$ 1,647</b>  |        | <b>\$ 4,710</b>  |        | <b>\$ 1,696</b> |        | <b>\$ 4,852</b> |
| <b>Capital Expenses</b>           |        |                  |        |                  |        |                  |        |                  |        |                  |        |                  |        |                 |        |                 |
| Parks/Trails/Enhancements         | 0.14   | \$ 10,044        | 0.33   | \$ 24,490        | 0.14   | \$ 10,044        | 0.33   | \$ 24,490        | 0.14   | \$ 10,044        | 0.33   | \$ 24,490        | 0.00   | \$ -            | 0.00   | \$ -            |
| <b>Total Capital Expenses</b>     |        | <b>\$ 10,044</b> |        | <b>\$ 24,490</b> |        | <b>\$ 10,044</b> |        | <b>\$ 24,490</b> |        | <b>\$ 10,044</b> |        | <b>\$ 24,490</b> |        | <b>\$ -</b>     |        | <b>\$ -</b>     |
| <b>Total Non Cap/Capital Exp</b>  |        | <b>\$ 11,596</b> |        | <b>\$ 28,930</b> |        | <b>\$ 11,643</b> |        | <b>\$ 29,063</b> |        | <b>\$ 11,691</b> |        | <b>\$ 29,200</b> |        | <b>\$ 1,696</b> |        | <b>\$ 4,852</b> |

Note (1): Non capital expenses for Years 2, 3, and 4 assume a 3% increase due to cost of inflation.

**City of Bloomington - Annexation**

Projected Non-Capital & Capital Expenses

Planning Department - Area 3: North Island Bloomington Annexation Area

September 10, 2021

**IF ONLY AREA 3 IS ANNEXED**

| Expense Items                                  | Year 1 |                  |        |                  | Year 2 |                  |        |                  | Year 3 |                  |        |                  | Year 4 |                  |        |                  |
|--|--------|------------------|--------|------------------|--------|------------------|--------|------------------|--------|------------------|--------|------------------|--------|------------------|--------|------------------|
|  | Number | Minimum<br>Costs | Number | Maximum<br>Costs | Number | Minimum<br>Costs | Number | Maximum<br>Costs | Number | Minimum<br>Costs | Number | Maximum<br>Costs | Number | Minimum<br>Costs | Number | Maximum<br>Costs |
| <b>Non Capital Expenses</b>                    |        |                  |        |                  |        |                  |        |                  |        |                  |        |                  |        |                  |        |                  |
| Development Services (DS) - Zoning Planner (1) | 0.00   | \$ -             | 0.00   | \$ -             | 0.00   | \$ -             | 0.00   | \$ -             | 0.00   | \$ -             | 0.00   | \$ -             | 0.00   | \$ -             | 0.00   | \$ -             |
| (DS) - Senior Zoning Planner (1)               | 0.00   | \$ -             | 0.00   | \$ -             | 0.00   | \$ -             | 0.00   | \$ -             | 0.00   | \$ -             | 0.00   | \$ -             | 0.00   | \$ -             | 0.00   | \$ -             |
| (DS) - Zoning Compliance Planner (1)           | 0.00   | \$ -             | 0.00   | \$ -             | 0.00   | \$ -             | 0.00   | \$ -             | 0.00   | \$ -             | 0.00   | \$ -             | 0.00   | \$ -             | 0.00   | \$ -             |
| Miscellaneous                                  | 0.00   | \$ -             | 0.00   | \$ -             | 0.00   | \$ -             | 0.00   | \$ -             | 0.00   | \$ -             | 0.00   | \$ -             | 0.00   | \$ -             | 0.00   | \$ -             |
| <b>Total Non Capital Expenses</b>              |        | <b>\$ -</b>      |        | <b>\$ -</b>      |        | <b>\$ -</b>      |        | <b>\$ -</b>      |        | <b>\$ -</b>      |        | <b>\$ -</b>      |        | <b>\$ -</b>      |        | <b>\$ -</b>      |
| <b>Capital Expenses</b>                        |        |                  |        |                  |        |                  |        |                  |        |                  |        |                  |        |                  |        |                  |
| Zoning New Land Mass                           | 0.00   | \$ -             | 0.00   | \$ -             |        |                  |        |                  |        |                  |        |                  |        |                  |        |                  |
| Database                                       | 0.00   | \$ -             | 0.00   | \$ -             |        |                  |        |                  |        |                  |        |                  |        |                  |        |                  |
| <b>Total Capital Expenses</b>                  |        | <b>\$ -</b>      |        | <b>\$ -</b>      |        | <b>\$ -</b>      |        | <b>\$ -</b>      |        | <b>\$ -</b>      |        | <b>\$ -</b>      |        | <b>\$ -</b>      |        | <b>\$ -</b>      |
| <b>Total Non Cap/Capital Exp</b>               |        | <b>\$ -</b>      |        | <b>\$ -</b>      |        | <b>\$ -</b>      |        | <b>\$ -</b>      |        | <b>\$ -</b>      |        | <b>\$ -</b>      |        | <b>\$ -</b>      |        | <b>\$ -</b>      |

Note (1): Non capital expenses for Years 2, 3, and 4 assume a 3% increase due to cost of inflation.

**City of Bloomington - Annexation**

Projected Non-Capital & Capital Expenses

Police Department (SWORN) - Area 3: North Island Bloomington Annexation Area

September 10, 2021

**IF ONLY AREA 3 IS ANNEXED**

| Expense Items                     | Year 1 |                  |        |                   | Year 2 |                  |        |                   | Year 3 |                  |        |                   | Year 4 |                  |        |                  |
|-----------------------------------|--------|------------------|--------|-------------------|--------|------------------|--------|-------------------|--------|------------------|--------|-------------------|--------|------------------|--------|------------------|
|                                   | Number | Minimum Costs    | Number | Maximum Costs     | Number | Minimum Costs    | Number | Maximum Costs     | Number | Minimum Costs    | Number | Maximum Costs     | Number | Minimum Costs    | Number | Maximum Costs    |
| <b>Non Capital Expenses</b>       |        |                  |        |                   |        |                  |        |                   |        |                  |        |                   |        |                  |        |                  |
| Sworn Officer                     | 0.35   | \$ 30,304        | 0.50   | \$ 43,435         | 0.35   | \$ 31,213        | 0.50   | \$ 44,738         | 0.35   | \$ 32,149        | 0.50   | \$ 46,080         | 0.35   | \$ 33,113        | 0.50   | \$ 47,463        |
| Sworn Detective                   | 0.14   | \$ 12,067        | 0.25   | \$ 22,123         | 0.14   | \$ 12,429        | 0.25   | \$ 22,787         | 0.14   | \$ 12,802        | 0.25   | \$ 23,471         | 0.14   | \$ 13,186        | 0.25   | \$ 24,175        |
| Sworn Sergeant                    | 0.15   | \$ 14,748        | 0.25   | \$ 24,580         | 0.15   | \$ 15,190        | 0.25   | \$ 25,317         | 0.15   | \$ 15,646        | 0.25   | \$ 26,077         | 0.15   | \$ 16,116        | 0.25   | \$ 26,859        |
| Sworn Lieutenant                  | 0.00   | \$ -             | 0.00   | \$ -              | 0.00   | \$ -             | 0.00   | \$ -              | 0.00   | \$ -             | 0.00   | \$ -              | 0.00   | \$ -             | 0.00   | \$ -             |
| Sworn Administrator - Captain     | 0.00   | \$ -             | 0.00   | \$ -              | 0.00   | \$ -             | 0.00   | \$ -              | 0.00   | \$ -             | 0.00   | \$ -              | 0.00   | \$ -             | 0.00   | \$ -             |
| <b>Total Non Capital Expenses</b> |        | <b>\$ 57,119</b> |        | <b>\$ 90,138</b>  |        | <b>\$ 58,832</b> |        | <b>\$ 92,843</b>  |        | <b>\$ 60,597</b> |        | <b>\$ 95,628</b>  |        | <b>\$ 62,415</b> |        | <b>\$ 98,497</b> |
| <b>Capital Expenses</b>           |        |                  |        |                   |        |                  |        |                   |        |                  |        |                   |        |                  |        |                  |
| MDT                               | 0.16   | \$ 446           | 0.26   | \$ 723            | 0.16   | \$ 446           | 0.26   | \$ 723            | 0.16   | \$ 446           | 0.26   | \$ 723            | 0.00   | \$ -             | 0.00   | \$ -             |
| Mobile Radio                      | 0.16   | \$ 478           | 0.26   | \$ 775            | 0.16   | \$ 478           | 0.26   | \$ 775            | 0.16   | \$ 478           | 0.26   | \$ 775            | 0.00   | \$ -             | 0.00   | \$ -             |
| Car Equipment                     | 0.16   | \$ 797           | 0.26   | \$ 1,292          | 0.16   | \$ 797           | 0.26   | \$ 1,292          | 0.16   | \$ 797           | 0.26   | \$ 1,292          | 0.00   | \$ -             | 0.00   | \$ -             |
| Car Build-out                     | 0.16   | \$ 159           | 0.26   | \$ 258            | 0.16   | \$ 159           | 0.26   | \$ 258            | 0.16   | \$ 159           | 0.26   | \$ 258            | 0.00   | \$ -             | 0.00   | \$ -             |
| Cradlepoints/Atennas/Cables       | 0.16   | \$ 319           | 0.26   | \$ 517            | 0.16   | \$ 319           | 0.26   | \$ 517            | 0.16   | \$ 319           | 0.26   | \$ 517            | 0.00   | \$ -             | 0.00   | \$ -             |
| Computer                          | 0.10   | \$ 157           | 0.17   | \$ 267            | 0.10   | \$ 157           | 0.17   | \$ 267            | 0.10   | \$ 157           | 0.17   | \$ 267            | 0.00   | \$ -             | 0.00   | \$ -             |
| Patrol Cars                       | 0.16   | \$ 4,463         | 0.26   | \$ 7,233          | 0.16   | \$ 4,463         | 0.26   | \$ 7,233          | 0.16   | \$ 4,463         | 0.26   | \$ 7,233          | 0.00   | \$ -             | 0.00   | \$ -             |
| Stop Sticks                       | 0.06   | \$ 32            | 0.09   | \$ 46             | 0.06   | \$ 32            | 0.09   | \$ 46             | 0.06   | \$ 32            | 0.09   | \$ 46             | 0.00   | \$ -             | 0.00   | \$ -             |
| Vehicle Wrap                      | 0.06   | \$ 48            | 0.09   | \$ 69             | 0.06   | \$ 48            | 0.09   | \$ 69             | 0.06   | \$ 48            | 0.09   | \$ 69             | 0.00   | \$ -             | 0.00   | \$ -             |
| AEDs (Defibrilators)              | 0.06   | \$ 134           | 0.09   | \$ 193            | 0.06   | \$ 134           | 0.09   | \$ 193            | 0.06   | \$ 134           | 0.09   | \$ 193            | 0.00   | \$ -             | 0.00   | \$ -             |
| Misc Car Equipment                | 0.06   | \$ 13            | 0.09   | \$ 18             | 0.06   | \$ 13            | 0.09   | \$ 18             | 0.06   | \$ 13            | 0.09   | \$ 18             | 0.00   | \$ -             | 0.00   | \$ -             |
| Body Cams/Licensing               | 0.12   | \$ 233           | 0.17   | \$ 333            | 0.12   | \$ 233           | 0.17   | \$ 333            | 0.12   | \$ 233           | 0.17   | \$ 333            | 0.00   | \$ -             | 0.00   | \$ -             |
| Officer Gear                      | 0.12   | \$ 1,012         | 0.17   | \$ 1,450          | 0.12   | \$ 1,012         | 0.17   | \$ 1,450          | 0.12   | \$ 1,012         | 0.17   | \$ 1,450          | 0.00   | \$ -             | 0.00   | \$ -             |
| Building/Office Space             | 0.12   | \$ 892           | 0.17   | \$ 1,278          | 0.12   | \$ 892           | 0.17   | \$ 1,278          | 0.12   | \$ 892           | 0.17   | \$ 1,278          | 0.00   | \$ -             | 0.00   | \$ -             |
| Cell Phone                        | 0.10   | \$ 19            | 0.17   | \$ 33             | 0.10   | \$ 19            | 0.17   | \$ 33             | 0.10   | \$ 19            | 0.17   | \$ 33             | 0.00   | \$ -             | 0.00   | \$ -             |
| Laptop                            | 0.00   | \$ -             | 0.00   | \$ -              | 0.00   | \$ -             | 0.00   | \$ -              | 0.00   | \$ -             | 0.00   | \$ -              | 0.00   | \$ -             | 0.00   | \$ -             |
| Interceptor SUV                   | 0.00   | \$ -             | 0.00   | \$ -              | 0.00   | \$ -             | 0.00   | \$ -              | 0.00   | \$ -             | 0.00   | \$ -              | 0.00   | \$ -             | 0.00   | \$ -             |
| Officer Furniture                 | 0.02   | \$ 4             | 0.03   | \$ 6              | 0.02   | \$ 4             | 0.03   | \$ 6              | 0.02   | \$ 4             | 0.03   | \$ 6              | 0.00   | \$ -             | 0.00   | \$ -             |
| Detective Furniture               | 0.05   | \$ 66            | 0.08   | \$ 121            | 0.05   | \$ 66            | 0.08   | \$ 121            | 0.05   | \$ 66            | 0.08   | \$ 121            | 0.00   | \$ -             | 0.00   | \$ -             |
| Sergeant Furniture                | 0.03   | \$ 26            | 0.06   | \$ 44             | 0.03   | \$ 26            | 0.06   | \$ 44             | 0.03   | \$ 26            | 0.06   | \$ 44             | 0.00   | \$ -             | 0.00   | \$ -             |
| Lieutenant Furniture              | 0.00   | \$ -             | 0.00   | \$ -              | 0.00   | \$ -             | 0.00   | \$ -              | 0.00   | \$ -             | 0.00   | \$ -              | 0.00   | \$ -             | 0.00   | \$ -             |
| Admin Furniture                   | 0.00   | \$ -             | 0.00   | \$ -              | 0.00   | \$ -             | 0.00   | \$ -              | 0.00   | \$ -             | 0.00   | \$ -              | 0.00   | \$ -             | 0.00   | \$ -             |
| <b>Total Capital Expenses</b>     |        | <b>\$ 9,299</b>  |        | <b>\$ 14,656</b>  |        | <b>\$ 9,299</b>  |        | <b>\$ 14,656</b>  |        | <b>\$ 9,299</b>  |        | <b>\$ 14,656</b>  |        | <b>\$ -</b>      |        | <b>\$ -</b>      |
| <b>Total Non Cap/Capital Exp</b>  |        | <b>\$ 66,418</b> |        | <b>\$ 104,794</b> |        | <b>\$ 68,131</b> |        | <b>\$ 107,498</b> |        | <b>\$ 69,896</b> |        | <b>\$ 110,284</b> |        | <b>\$ 62,415</b> |        | <b>\$ 98,497</b> |

Note (1): Non capital expenses for Years 2, 3, and 4 assume a 3% increase due to cost of inflation.

**City of Bloomington - Annexation**

Projected Non-Capital & Capital Expenses  
 Police Department (CIVILIAN) - Area 3: North Island Bloomington Annexation Area  
 September 10, 2021

IF ONLY AREA 3 IS ANNEXED

| Expense Items                     | Year 1 |               |        |               | Year 2 |               |        |               | Year 3 |               |        |               | Year 4 |               |        |               |
|-----------------------------------|--------|---------------|--------|---------------|--------|---------------|--------|---------------|--------|---------------|--------|---------------|--------|---------------|--------|---------------|
|                                   | Number | Minimum Costs | Number | Maximum Costs | Number | Minimum Costs | Number | Maximum Costs | Number | Minimum Costs | Number | Maximum Costs | Number | Minimum Costs | Number | Maximum Costs |
| <b>Non Capital Expenses</b>       |        |               |        |               |        |               |        |               |        |               |        |               |        |               |        |               |
| Civilian Records Clerk            | 0.00   | \$ -          | 0.00   | \$ -          | 0.00   | \$ -          | 0.00   | \$ -          | 0.00   | \$ -          | 0.00   | \$ -          | 0.00   | \$ -          | 0.00   | \$ -          |
| Civilian Comm Service Specialist  | 0.00   | \$ -          | 0.00   | \$ -          | 0.00   | \$ -          | 0.00   | \$ -          | 0.00   | \$ -          | 0.00   | \$ -          | 0.00   | \$ -          | 0.00   | \$ -          |
| Civilian Evidence Technician      | 0.00   | \$ -          | 0.00   | \$ -          | 0.00   | \$ -          | 0.00   | \$ -          | 0.00   | \$ -          | 0.00   | \$ -          | 0.00   | \$ -          | 0.00   | \$ -          |
| Civilian Social Worker            | 0.00   | \$ -          | 0.00   | \$ -          | 0.00   | \$ -          | 0.00   | \$ -          | 0.00   | \$ -          | 0.00   | \$ -          | 0.00   | \$ -          | 0.00   | \$ -          |
| Civilian Admin - Office Manager   | 0.00   | \$ -          | 0.00   | \$ -          | 0.00   | \$ -          | 0.00   | \$ -          | 0.00   | \$ -          | 0.00   | \$ -          | 0.00   | \$ -          | 0.00   | \$ -          |
| <b>Total Non Capital Expenses</b> |        | \$ -          |        | \$ -          |        | \$ -          |        | \$ -          |        | \$ -          |        | \$ -          |        | \$ -          |        | \$ -          |
| <b>Capital Expenses</b>           |        |               |        |               |        |               |        |               |        |               |        |               |        |               |        |               |
| Desktop Computer                  | 0.00   | \$ -          | 0.00   | \$ -          |        |               |        |               |        |               |        |               |        |               |        |               |
| Evidence Tech Computer            | 0.00   | \$ -          | 0.00   | \$ -          |        |               |        |               |        |               |        |               |        |               |        |               |
| Laptop Computer                   | 0.00   | \$ -          | 0.00   | \$ -          |        |               |        |               |        |               |        |               |        |               |        |               |
| Headset                           | 0.00   | \$ -          | 0.00   | \$ -          |        |               |        |               |        |               |        |               |        |               |        |               |
| OnBase Licensing (Workflow)       | 0.00   | \$ -          | 0.00   | \$ -          |        |               |        |               |        |               |        |               |        |               |        |               |
| Building/Office Space             | 0.00   | \$ -          | 0.00   | \$ -          |        |               |        |               |        |               |        |               |        |               |        |               |
| Comm Service Furniture            | 0.00   | \$ -          | 0.00   | \$ -          |        |               |        |               |        |               |        |               |        |               |        |               |
| Evidence Tech Furniture           | 0.00   | \$ -          | 0.00   | \$ -          |        |               |        |               |        |               |        |               |        |               |        |               |
| Social Worker Furniture           | 0.00   | \$ -          | 0.00   | \$ -          |        |               |        |               |        |               |        |               |        |               |        |               |
| Admin Furniture                   | 0.00   | \$ -          | 0.00   | \$ -          |        |               |        |               |        |               |        |               |        |               |        |               |
| Comm Serv/Social Worker Uniform   | 0.00   | \$ -          | 0.00   | \$ -          |        |               |        |               |        |               |        |               |        |               |        |               |
| Cell Phone                        | 0.00   | \$ -          | 0.00   | \$ -          |        |               |        |               |        |               |        |               |        |               |        |               |
| Portable Radio                    | 0.00   | \$ -          | 0.00   | \$ -          |        |               |        |               |        |               |        |               |        |               |        |               |
| Interceptor SUV                   | 0.00   | \$ -          | 0.00   | \$ -          |        |               |        |               |        |               |        |               |        |               |        |               |
| Car Equipment                     | 0.00   | \$ -          | 0.00   | \$ -          |        |               |        |               |        |               |        |               |        |               |        |               |
| Car Build-Out                     | 0.00   | \$ -          | 0.00   | \$ -          |        |               |        |               |        |               |        |               |        |               |        |               |
| Cradlepoints/Antennas/Cables      | 0.00   | \$ -          | 0.00   | \$ -          |        |               |        |               |        |               |        |               |        |               |        |               |
| AED (Defibrillator)               | 0.00   | \$ -          | 0.00   | \$ -          |        |               |        |               |        |               |        |               |        |               |        |               |
| Misc Car Equipment                | 0.00   | \$ -          | 0.00   | \$ -          |        |               |        |               |        |               |        |               |        |               |        |               |
| MDT                               | 0.00   | \$ -          | 0.00   | \$ -          |        |               |        |               |        |               |        |               |        |               |        |               |
| Mobile Radio                      | 0.00   | \$ -          | 0.00   | \$ -          |        |               |        |               |        |               |        |               |        |               |        |               |
| Vehicle Wrap                      | 0.00   | \$ -          | 0.00   | \$ -          |        |               |        |               |        |               |        |               |        |               |        |               |
| Evidence Tech Vehicle             | 0.00   | \$ -          | 0.00   | \$ -          |        |               |        |               |        |               |        |               |        |               |        |               |
| Evidence Tech Uniform             | 0.00   | \$ -          | 0.00   | \$ -          |        |               |        |               |        |               |        |               |        |               |        |               |
| Social Worker Vehicle             | 0.00   | \$ -          | 0.00   | \$ -          |        |               |        |               |        |               |        |               |        |               |        |               |
| <b>Total Capital Expenses</b>     |        | \$ -          |        | \$ -          |        | \$ -          |        | \$ -          |        | \$ -          |        | \$ -          |        | \$ -          |        | \$ -          |
| <b>Total Non Cap/Capital Exp</b>  |        | \$ -          |        | \$ -          |        | \$ -          |        | \$ -          |        | \$ -          |        | \$ -          |        | \$ -          |        | \$ -          |

Note (1): Non capital expenses for Years 2, 3, and 4 assume a 3% increase due to cost of inflation.



**City of Bloomington - Annexation**

Projected Non-Capital & Capital Expenses

Public Works Department - Area 3: North Island Bloomington Annexation Area

September 10, 2021

**IF ONLY AREA 3 IS ANNEXED**

| Expense Items                        | Year 1 |                  |        |                   | Year 2 |                  |        |                   | Year 3 |                  |        |                   | Year 4 |                  |        |                  |
|--------------------------------------|--------|------------------|--------|-------------------|--------|------------------|--------|-------------------|--------|------------------|--------|-------------------|--------|------------------|--------|------------------|
|                                      | Number | Minimum Costs    | Number | Maximum Costs     | Number | Minimum Costs    | Number | Maximum Costs     | Number | Minimum Costs    | Number | Maximum Costs     | Number | Minimum Costs    | Number | Maximum Costs    |
| <b>Non Capital Expenses</b>          |        |                  |        |                   |        |                  |        |                   |        |                  |        |                   |        |                  |        |                  |
| Admin - Deputy Director              | 0.01   | \$ 599           | 0.01   | \$ 1,198          | 0.01   | \$ 617           | 0.01   | \$ 1,234          | 0.01   | \$ 635           | 0.01   | \$ 1,271          | 0.01   | \$ 655           | 0.01   | \$ 1,309         |
| Animal Control Officers              | 0.08   | \$ 3,767         | 0.08   | \$ 3,767          | 0.08   | \$ 3,880         | 0.08   | \$ 3,880          | 0.08   | \$ 3,996         | 0.08   | \$ 3,996          | 0.08   | \$ 4,116         | 0.08   | \$ 4,116         |
| Animal Control Secretary             | 0.03   | \$ 983           | 0.03   | \$ 983            | 0.03   | \$ 1,013         | 0.03   | \$ 1,013          | 0.03   | \$ 1,043         | 0.03   | \$ 1,043          | 0.03   | \$ 1,074         | 0.03   | \$ 1,074         |
| Animal Control Training              | 0.03   | \$ 157           | 0.03   | \$ 157            | 0.03   | \$ 161           | 0.03   | \$ 161            | 0.03   | \$ 166           | 0.03   | \$ 166            | 0.03   | \$ 171           | 0.03   | \$ 171           |
| Animal Control OT/On-Call Pay        | 0.03   | \$ 130           | 0.03   | \$ 130            | 0.03   | \$ 134           | 0.03   | \$ 134            | 0.03   | \$ 138           | 0.03   | \$ 138            | 0.03   | \$ 143           | 0.03   | \$ 143           |
| Animal Control Uniforms/Safety Vests | 0.05   | \$ 68            | 0.05   | \$ 68             | 0.05   | \$ 70            | 0.05   | \$ 70             | 0.05   | \$ 72            | 0.05   | \$ 72             | 0.05   | \$ 74            | 0.05   | \$ 74            |
| Animal Control Interlocal            | 0.03   | \$ 3,061         | 0.03   | \$ 3,061          | 0.03   | \$ 3,153         | 0.03   | \$ 3,153          | 0.03   | \$ 3,248         | 0.03   | \$ 3,248          | 0.03   | \$ 3,345         | 0.03   | \$ 3,345         |
| Facilities Maintenance Custodian     | 0.00   | \$ -             | 0.01   | \$ 599            | 0.00   | \$ -             | 0.01   | \$ 617            | 0.00   | \$ -             | 0.01   | \$ 635            | 0.00   | \$ -             | 0.01   | \$ 655           |
| Fleet Maintenance Mechanic           | 0.01   | \$ 817           | 0.02   | \$ 1,634          | 0.01   | \$ 841           | 0.02   | \$ 1,683          | 0.01   | \$ 867           | 0.02   | \$ 1,733          | 0.01   | \$ 893           | 0.02   | \$ 1,785         |
| Street MEO FTE's                     | 0.19   | \$ 12,461        | 0.31   | \$ 20,768         | 0.19   | \$ 12,835        | 0.31   | \$ 21,391         | 0.19   | \$ 13,220        | 0.31   | \$ 22,033         | 0.19   | \$ 13,616        | 0.31   | \$ 22,694        |
| Sanitation MEO FTE's                 | 0.00   | \$ -             | 0.00   | \$ -              | 0.00   | \$ -             | 0.00   | \$ -              | 0.00   | \$ -             | 0.00   | \$ -              | 0.00   | \$ -             | 0.00   | \$ -             |
| Street Lane Markings                 | 0.30   | \$ 7,500         | 0.30   | \$ 7,500          | 0.30   | \$ 7,725         | 0.30   | \$ 7,725          | 0.30   | \$ 7,957         | 0.30   | \$ 7,957          | 0.30   | \$ 8,195         | 0.30   | \$ 8,195         |
| Street Sweeping Disposal             | 0.30   | \$ 1,500         | 0.30   | \$ 1,500          | 0.30   | \$ 1,545         | 0.30   | \$ 1,545          | 0.30   | \$ 1,591         | 0.30   | \$ 1,591          | 0.30   | \$ 1,639         | 0.30   | \$ 1,639         |
| Street Annual Signal Maintenance     | 0.30   | \$ 3,000         | 0.30   | \$ 3,000          | 0.30   | \$ 3,090         | 0.30   | \$ 3,090          | 0.30   | \$ 3,183         | 0.30   | \$ 3,183          | 0.30   | \$ 3,278         | 0.30   | \$ 3,278         |
| Street Lighting Energy & Maint       | 10.60  | \$ 1,869         | 12.47  | \$ 2,199          | 10.60  | \$ 1,925         | 12.47  | \$ 2,265          | 10.60  | \$ 1,983         | 12.47  | \$ 2,332          | 10.60  | \$ 2,042         | 12.47  | \$ 2,402         |
| Street Snow Events                   | 0.25   | \$ 3,125         | 0.38   | \$ 4,688          | 0.25   | \$ 3,219         | 0.38   | \$ 4,828          | 0.25   | \$ 3,315         | 0.38   | \$ 4,973          | 0.25   | \$ 3,415         | 0.38   | \$ 5,122         |
| <b>Total Non Capital Expenses</b>    |        | <b>\$ 39,037</b> |        | <b>\$ 51,251</b>  |        | <b>\$ 40,208</b> |        | <b>\$ 52,789</b>  |        | <b>\$ 41,414</b> |        | <b>\$ 54,372</b>  |        | <b>\$ 42,657</b> |        | <b>\$ 56,004</b> |
| <b>Capital Expenses</b>              |        |                  |        |                   |        |                  |        |                   |        |                  |        |                   |        |                  |        |                  |
| Street Lighting Equip Costs (1)      | 3.53   | \$ 8,602         | 4.16   | \$ 10,120         | 3.53   | \$ 8,602         | 4.16   | \$ 10,120         | 3.53   | \$ 8,602         | 4.16   | \$ 10,120         | 0.00   | \$ -             | 0.00   | \$ -             |
| Animal Control Vehicles              | 0.01   | \$ 391           | 0.01   | \$ 391            | 0.01   | \$ 391           | 0.01   | \$ 391            | 0.01   | \$ 391           | 0.01   | \$ 391            | 0.00   | \$ -             | 0.00   | \$ -             |
| Animal Capture & Handling Equip      | 0.01   | \$ 10            | 0.01   | \$ 10             | 0.01   | \$ 10            | 0.01   | \$ 10             | 0.01   | \$ 10            | 0.01   | \$ 10             | 0.00   | \$ -             | 0.00   | \$ -             |
| Animal Control Livestock Trailer     | 0.01   | \$ 10            | 0.01   | \$ 10             | 0.01   | \$ 10            | 0.01   | \$ 10             | 0.01   | \$ 10            | 0.01   | \$ 10             | 0.00   | \$ -             | 0.00   | \$ -             |
| Facilities Maintenance Vehicle       | 0.00   | \$ 127           | 0.00   | \$ 127            | 0.00   | \$ 127           | 0.00   | \$ 127            | 0.00   | \$ 127           | 0.00   | \$ 127            | 0.00   | \$ -             | 0.00   | \$ -             |
| Fleet Maintenance Garage             | 0.00   | \$ 1,089         | 0.00   | \$ 3,630          | 0.00   | \$ 1,089         | 0.00   | \$ 3,630          | 0.00   | \$ 1,089         | 0.00   | \$ 3,630          | 0.00   | \$ -             | 0.00   | \$ -             |
| Street Tandem Dump Truck             | 0.06   | \$ 12,500        | 0.10   | \$ 20,833         | 0.06   | \$ 12,500        | 0.10   | \$ 20,833         | 0.06   | \$ 12,500        | 0.10   | \$ 20,833         | 0.00   | \$ -             | 0.00   | \$ -             |
| Street Leaffer                       | 0.03   | \$ 1,944         | 0.08   | \$ 5,833          | 0.03   | \$ 1,944         | 0.08   | \$ 5,833          | 0.03   | \$ 1,944         | 0.08   | \$ 5,833          | 0.00   | \$ -             | 0.00   | \$ -             |
| Street Sweeper                       | 0.00   | \$ -             | 0.01   | \$ 2,083          | 0.00   | \$ -             | 0.01   | \$ 2,083          | 0.00   | \$ -             | 0.01   | \$ 2,083          | 0.00   | \$ -             | 0.00   | \$ -             |
| Street Mill Work (Number = Miles)    | 0.15   | \$ 7,572         | 0.17   | \$ 8,435          | 0.15   | \$ 7,800         | 0.17   | \$ 8,688          | 0.15   | \$ 8,034         | 0.17   | \$ 8,949          | 0.15   | \$ 8,275         | 0.17   | \$ 9,217         |
| Street Resurface (Number = Miles)    | 0.15   | \$ 18,447        | 0.17   | \$ 20,547         | 0.15   | \$ 19,000        | 0.17   | \$ 21,164         | 0.15   | \$ 19,570        | 0.17   | \$ 21,799         | 0.15   | \$ 20,157        | 0.17   | \$ 22,453        |
| Sanitation Trucks                    | 0.00   | \$ -             | 0.00   | \$ -              | 0.00   | \$ -             | 0.00   | \$ -              | 0.00   | \$ -             | 0.00   | \$ -              | 0.00   | \$ -             | 0.00   | \$ -             |
| Sanitation Trash/Recycling Carts     | 107.67 | \$ 5,383         | 107.67 | \$ 5,383          | 107.67 | \$ 5,383         | 107.67 | \$ 5,383          | 107.67 | \$ 5,383         | 107.67 | \$ 5,383          | 0.00   | \$ -             | 0.00   | \$ -             |
| <b>Total Capital Expenses</b>        |        | <b>\$ 56,077</b> |        | <b>\$ 77,405</b>  |        | <b>\$ 56,858</b> |        | <b>\$ 78,274</b>  |        | <b>\$ 57,662</b> |        | <b>\$ 79,170</b>  |        | <b>\$ 28,432</b> |        | <b>\$ 31,669</b> |
| <b>Total Non Cap/Capital Exp</b>     |        | <b>\$ 95,114</b> |        | <b>\$ 128,656</b> |        | <b>\$ 97,065</b> |        | <b>\$ 131,063</b> |        | <b>\$ 99,076</b> |        | <b>\$ 133,542</b> |        | <b>\$ 71,088</b> |        | <b>\$ 87,673</b> |

Note (1): Non capital expenses for Years 2, 3, and 4 assume a 3% increase due to cost of inflation.

**City of Bloomington - Annexation**

Projected Non-Capital & Capital Expenses

Transit Department - Area 3: North Island Bloomington Annexation Area

September 10, 2021

**IF ONLY AREA 3 IS ANNEXED**

| Expense Items                            | Year 1 |                 |        |                 | Year 2 |                 |        |                 | Year 3 |                 |        |                 | Year 4 |                 |        |                 |
|--|--------|-----------------|--------|-----------------|--------|-----------------|--------|-----------------|--------|-----------------|--------|-----------------|--------|-----------------|--------|-----------------|
|  | Number | Minimum Costs   | Number | Maximum Costs   | Number | Minimum Costs   | Number | Maximum Costs   | Number | Minimum Costs   | Number | Maximum Costs   | Number | Minimum Costs   | Number | Maximum Costs   |
| <b>Non Capital Expenses</b>              |        |                 |        |                 |        |                 |        |                 |        |                 |        |                 |        |                 |        |                 |
| BT Access                                | 0.01   | \$ 2,091        | 0.01   | \$ 2,091        | 0.01   | \$ 2,154        | 0.01   | \$ 2,154        | 0.01   | \$ 2,218        | 0.01   | \$ 2,218        | 0.01   | \$ 2,285        | 0.01   | \$ 2,285        |
| Ivy Tech/Part 48 Industrial Park Service | 0.00   | \$ -            | 0.00   | \$ -            | 0.00   | \$ -            | 0.00   | \$ -            | 0.00   | \$ -            | 0.00   | \$ -            | 0.00   | \$ -            | 0.00   | \$ -            |
| S.Rogers/Fullerton Pk Operating Cost     | 0.00   | \$ -            | 0.00   | \$ -            | 0.00   | \$ -            | 0.00   | \$ -            | 0.00   | \$ -            | 0.00   | \$ -            | 0.00   | \$ -            | 0.00   | \$ -            |
| <b>Total Non Capital Expenses</b>        |        | <b>\$ 2,091</b> |        | <b>\$ 2,091</b> |        | <b>\$ 2,154</b> |        | <b>\$ 2,154</b> |        | <b>\$ 2,218</b> |        | <b>\$ 2,218</b> |        | <b>\$ 2,285</b> |        | <b>\$ 2,285</b> |
| <b>Capital Expenses</b>                  |        |                 |        |                 |        |                 |        |                 |        |                 |        |                 |        |                 |        |                 |
| BT Access Vans                           | 0.01   | \$ 581          | 0.01   | \$ 581          | 0.01   | \$ 581          | 0.01   | \$ 581          | 0.01   | \$ 581          | 0.01   | \$ 581          | 0.00   | \$ -            | 0.00   | \$ -            |
| Ivy Tech/Part 48 Industrial Park Capital | 0.00   | \$ -            | 0.00   | \$ -            |        |                 |        |                 |        |                 |        |                 |        |                 |        |                 |
| S.Rogers/Fullerton Pk Capital Cost       | 0.00   | \$ -            | 0.00   | \$ -            |        |                 |        |                 |        |                 |        |                 |        |                 |        |                 |
| <b>Total Capital Expenses</b>            |        | <b>\$ 581</b>   |        | <b>\$ 581</b>   |        | <b>\$ 581</b>   |        | <b>\$ 581</b>   |        | <b>\$ 581</b>   |        | <b>\$ 581</b>   |        | <b>\$ -</b>     |        | <b>\$ -</b>     |
| <b>Total Non Cap/Capital Exp</b>         |        | <b>\$ 2,672</b> |        | <b>\$ 2,672</b> |        | <b>\$ 2,735</b> |        | <b>\$ 2,735</b> |        | <b>\$ 2,799</b> |        | <b>\$ 2,799</b> |        | <b>\$ 2,285</b> |        | <b>\$ 2,285</b> |

Note (1): Years 2, 3, and 4 assume a 3% increase due to cost of inflation.

Service to Ivy Tech/Part 48 Industrial Park

\* 60 minute frequency 256 days annually, 6 am to 7 pm, \$75.33/hour (Year 1 - 2022) operating cost

\* \$1,000,000 for one (1) new electric bus + \$25,000 for stops and shelters

Service to Monroe Hospital area

\* 60 minute frequency 256 days annually, 6 am to 7 pm, \$75.33/hour (Year 1 - 20220 operating cost for 2022

\* \$1,000,000 for one (1) new diesel bus + \$25,000 for stops and shelters

BT Access service

\* 30 additional daily trips, \$25.00/per trip cost x 256 days

\* \$160,000 capital cost (\$80,000 each) for two (2) new BT Access vehicles

**City of Bloomington - Annexation**

Projected Non-Capital & Capital Expenses  
 Utilities Department - Area 3: North Island Bloomington Annexation Area  
 September 10, 2021

**IF ONLY AREA 3 IS ANNEXED**

| Expense Items                      | Year 1 |                 |        |                 | Year 2 |                 |        |                 | Year 3 |                 |        |                 | Year 4 |                 |        |                 |
|------------------------------------|--------|-----------------|--------|-----------------|--------|-----------------|--------|-----------------|--------|-----------------|--------|-----------------|--------|-----------------|--------|-----------------|
|                                    | Number | Minimum Costs   | Number | Maximum Costs   | Number | Minimum Costs   | Number | Maximum Costs   | Number | Minimum Costs   | Number | Maximum Costs   | Number | Minimum Costs   | Number | Maximum Costs   |
| <b>Non Capital Expenses</b>        |        |                 |        |                 |        |                 |        |                 |        |                 |        |                 |        |                 |        |                 |
| Stormwater Employees               | 0.07   | \$ 4,901        | 0.07   | \$ 4,901        | 0.07   | \$ 5,048        | 0.07   | \$ 5,048        | 0.07   | \$ 5,199        | 0.07   | \$ 5,199        | 0.07   | \$ 5,355        | 0.07   | \$ 5,355        |
| <b>Total Non Capital Expenses</b>  |        | <b>\$ 4,901</b> |        | <b>\$ 4,901</b> |        | <b>\$ 5,048</b> |        | <b>\$ 5,048</b> |        | <b>\$ 5,199</b> |        | <b>\$ 5,199</b> |        | <b>\$ 5,355</b> |        | <b>\$ 5,355</b> |
| <b>Capital Expenses</b>            |        |                 |        |                 |        |                 |        |                 |        |                 |        |                 |        |                 |        |                 |
| Service Truck, Dump Truck, Backhoe | 0.004  | \$ 679          | 0.004  | \$ 759          | 0.00   | \$ 679          | 0.00   | \$ 759          | 0.00   | \$ 679          | 0.00   | \$ 759          | 0.00   | \$ -            | 0.00   | \$ -            |
| Infrastructure                     | 0.004  | \$ 1,815        | 0.004  | \$ 3,630        | 0.00   | \$ 1,815        | 0.00   | \$ 3,630        | 0.00   | \$ 1,815        | 0.00   | \$ 3,630        | 0.00   | \$ -            | 0.00   | \$ -            |
| <b>Total Capital Expenses</b>      |        | <b>\$ 2,494</b> |        | <b>\$ 4,389</b> |        | <b>\$ 2,494</b> |        | <b>\$ 4,389</b> |        | <b>\$ 2,494</b> |        | <b>\$ 4,389</b> |        | <b>\$ -</b>     |        | <b>\$ -</b>     |
| <b>Total Non Cap/Capital Exp</b>   |        | <b>\$ 7,395</b> |        | <b>\$ 9,290</b> |        | <b>\$ 7,542</b> |        | <b>\$ 9,437</b> |        | <b>\$ 7,694</b> |        | <b>\$ 9,589</b> |        | <b>\$ 5,355</b> |        | <b>\$ 5,355</b> |

Note (1): Non capital expenses for Years 2, 3, and 4 assume a 3% increase due to cost of inflation.

**City of Bloomington**

Revenue Projections - By Annexation Area  
September 10, 2021

**AREA 3 - NORTH ISLAND ANNEXATION AREA - REVENUE PROJECTIONS**

| REVENUE SOURCE                                    | ASSESSMENT YEAR<br>YEAR 1 | PAY YEAR 1<br>YEAR 2 | PAY YEAR 2<br>YEAR 3 | PAY YEAR 3<br>YEAR 4 | PAY YEAR 4<br>YEAR 5 |
|---|---------------------------|----------------------|----------------------|----------------------|----------------------|
| <b>Bloomington City Impacts</b>                   |                           |                      |                      |                      |                      |
| Annexation Adjustment (Max Levy)                  | \$ -                      | \$ 90,243            | \$ 93,763            | \$ 97,420            | \$ 101,219           |
| CCD Rate Reestablishment                          | \$ -                      | \$ 6,028             | \$ 6,209             | \$ 6,395             | \$ 6,587             |
| Less: Property Tax Cap Credits                    | \$ -                      | \$ (6,207)           | \$ (6,449)           | \$ (6,700)           | \$ (6,962)           |
| <b>Equals: Subtotal - Net Property Tax</b>        | <b>\$ -</b>               | <b>\$ 90,065</b>     | <b>\$ 93,523</b>     | <b>\$ 97,115</b>     | <b>\$ 100,844</b>    |
| <b>Plus Local Income Tax:</b>                     |                           |                      |                      |                      |                      |
| LIT Certified Shares                              | \$ -                      | \$ -                 | \$ 10,234            | \$ 12,830            | \$ 13,723            |
| LIT Public Safety                                 | \$ -                      | \$ -                 | \$ 4,685             | \$ 5,212             | \$ 5,368             |
| <b>Equals: Subtotal - Local Income Tax</b>        | <b>\$ -</b>               | <b>\$ -</b>          | <b>\$ 14,920</b>     | <b>\$ 18,042</b>     | <b>\$ 19,091</b>     |
| <b>Plus - Highway/Related Revenue:</b>            |                           |                      |                      |                      |                      |
| Motor Vehicle Highway Distribution                | \$ -                      | \$ 8,536             | \$ 8,536             | \$ 8,536             | \$ 8,536             |
| Local Road & Street Distribution                  | \$ -                      | \$ 4,996             | \$ 4,996             | \$ 4,996             | \$ 4,996             |
| Wheel Tax   | \$ -                      | \$ 7,251             | \$ 7,251             | \$ 7,251             | \$ 7,251             |
| Motor Vehicle/Aircraft Excise Tax                 | \$ -                      | \$ 6,659             | \$ 6,919             | \$ 7,189             | \$ 7,469             |
| Commercial Vehicle Excise Tax (CVET)              | \$ -                      | \$ 462               | \$ 479               | \$ 498               | \$ 517               |
| <b>Equals: Subtotal - Highway/Related Revenue</b> | <b>\$ -</b>               | <b>\$ 27,905</b>     | <b>\$ 28,182</b>     | <b>\$ 28,471</b>     | <b>\$ 28,770</b>     |
| <b>Plus - Other Revenue:</b>                      |                           |                      |                      |                      |                      |
| Financial Institutions Tax (FIT)                  | \$ -                      | \$ 1,706             | \$ 1,772             | \$ 1,840             | \$ 1,911             |
| ABC Excise Tax                                    | \$ -                      | \$ 398               | \$ 414               | \$ 430               | \$ 446               |
| ABC Gallonage Tax                                 | \$ -                      | \$ 890               | \$ 925               | \$ 961               | \$ 998               |
| Cigarette Tax                                     | \$ -                      | \$ 1,010             | \$ 1,049             | \$ 1,090             | \$ 1,133             |
| Riverboat Wagering Distribution                   | \$ -                      | \$ 2,168             | \$ 2,168             | \$ 2,168             | \$ 2,168             |
| <b>Equals: Subtotal - Other Revenue</b>           | <b>\$ -</b>               | <b>\$ 6,173</b>      | <b>\$ 6,328</b>      | <b>\$ 6,489</b>      | <b>\$ 6,656</b>      |
| <b>Total - City Impact Projections - Area 3</b>   | <b>\$ -</b>               | <b>\$ 124,142</b>    | <b>\$ 142,953</b>    | <b>\$ 150,116</b>    | <b>\$ 155,362</b>    |
| <b>Storm Water Impact - Storm Collection Fees</b> | <b>\$ 6,016</b>           | <b>\$ 6,016</b>      | <b>\$ 6,016</b>      | <b>\$ 6,016</b>      | <b>\$ 6,016</b>      |
| <b>Bloomington Transit Impacts</b>                |                           |                      |                      |                      |                      |
| Annexation Adjustment (Max Levy)                  | \$ -                      | \$ 4,522             | \$ 4,699             | \$ 4,882             | \$ 5,072             |
| Less: Property Tax Cap Credits                    | \$ -                      | \$ (315)             | \$ (327)             | \$ (340)             | \$ (353)             |
| <b>Equals: Subtotal - Net Property Tax</b>        | <b>\$ -</b>               | <b>\$ 4,207</b>      | <b>\$ 4,371</b>      | <b>\$ 4,542</b>      | <b>\$ 4,719</b>      |
| <b>Plus: Other Revenue</b>                        |                           |                      |                      |                      |                      |
| Financial Institutions Tax (FIT)                  | \$ -                      | \$ 87                | \$ 90                | \$ 94                | \$ 98                |
| Motor Vehicle/Aircraft Excise Tax                 | \$ -                      | \$ 339               | \$ 353               | \$ 366               | \$ 381               |
| Commercial Vehicle Excise Tax (CVET)              | \$ -                      | \$ 24                | \$ 24                | \$ 25                | \$ 26                |
| LIT Certified Shares                              | \$ -                      | \$ -                 | \$ 437               | \$ 548               | \$ 586               |
| <b>Equals: Subtotal - Other Revenue</b>           | <b>\$ -</b>               | <b>\$ 450</b>        | <b>\$ 905</b>        | <b>\$ 1,034</b>      | <b>\$ 1,091</b>      |
| <b>Total - Bloomington Transit Impacts</b>        | <b>\$ -</b>               | <b>\$ 4,657</b>      | <b>\$ 5,276</b>      | <b>\$ 5,576</b>      | <b>\$ 5,810</b>      |
| <b>Grand Total - Area 3 Impacts</b>               | <b>\$ 6,016</b>           | <b>\$ 134,815</b>    | <b>\$ 154,244</b>    | <b>\$ 161,707</b>    | <b>\$ 167,188</b>    |

## City of Bloomington - Annexation

Revenues Over Costs

All Departments Combined - Area 4: Central Island Bloomington Annexation Area

September 10, 2021

Net unallocated revenue through the first three (3) years will be placed in an impoundment fund(s)  
Impoundment funds will be used to enhance services to the respective area

| Revenues Over Minimal Costs        | Pay Year 1  | Pay Year 2  | Pay Year 3  | Pay Year 4  |
|------------------------------------|-------------|-------------|-------------|-------------|
| Total Revenues                     | \$ 129,781  | \$ 147,093  | \$ 153,820  | \$ 158,798  |
| Less: Non Capital Costs            | \$ 112,713  | \$ 117,661  | \$ 120,442  | \$ 124,051  |
| Less: Capital Costs                | \$ 101,459  | \$ 93,474   | \$ 94,828   | \$ 47,871   |
| Equals: Revenue Over/(Under Costs) | \$ (84,391) | \$ (64,042) | \$ (61,450) | \$ (13,124) |
| Less: Impoundment Fund(s) Deposits | \$ -        | \$ -        | \$ -        | \$ -        |
| Equals: Net Revenue                | \$ (84,391) | \$ (64,042) | \$ (61,450) | \$ (13,124) |

| Revenues Over Maximum Costs        | Pay Year 1   | Pay Year 2   | Pay Year 3   | Pay Year 4  |
|------------------------------------|--------------|--------------|--------------|-------------|
| Total Revenues                     | \$ 129,781   | \$ 147,093   | \$ 153,820   | \$ 158,798  |
| Less: Non Capital Costs            | \$ 161,356   | \$ 167,044   | \$ 171,306   | \$ 176,441  |
| Less: Capital Costs                | \$ 138,832   | \$ 125,491   | \$ 126,844   | \$ 47,871   |
| Equals: Revenue Over/(Under Costs) | \$ (170,407) | \$ (145,441) | \$ (144,330) | \$ (65,514) |
| Less: Impoundment Fund(s) Deposits | \$ -         | \$ -         | \$ -         | \$ -        |
| Equals: Net Revenue                | \$ (170,407) | \$ (145,441) | \$ (144,330) | \$ (65,514) |

Note (1): The City intends to fund aggregate capital costs (all Annexation Areas) with debt issued from annexation revenue (no new taxes)

Note (2): Net revenue in areas 1A, 1B, 1C, 3, 4, and 5 will be placed in an impoundment fund(s)

| Revenues Over Minimal Costs with 5 Year DS | Pay Year 1 | Pay Year 2  | Pay Year 3  | Pay Year 4  |
|--|------------|-------------|-------------|-------------|
| Total Revenues                             | \$ 129,781 | \$ 147,093  | \$ 153,820  | \$ 158,798  |
| Less: Non Capital Costs                    | \$ 112,713 | \$ 117,661  | \$ 120,442  | \$ 124,051  |
| Less: Capital Costs                        | \$ -       | \$ 72,829   | \$ 72,829   | \$ 72,829   |
| Equals: Revenue Over/(Under Costs)         | \$ 17,068  | \$ (43,397) | \$ (39,451) | \$ (38,082) |
| Less: Impoundment Fund(s) Deposits         | \$ -       | \$ -        | \$ -        | \$ -        |
| Equals: Net Revenue                        | \$ 17,068  | \$ (43,397) | \$ (39,451) | \$ (38,082) |

| Revenues Over Minimal Costs with 10 Year DS | Pay Year 1 | Pay Year 2 | Pay Year 3 | Pay Year 4 |
|---|------------|------------|------------|------------|
| Total Revenues                              | \$ 129,781 | \$ 147,093 | \$ 153,820 | \$ 158,798 |
| Less: Non Capital Costs                     | \$ 112,713 | \$ 117,661 | \$ 120,442 | \$ 124,051 |
| Less: Capital Costs                         | \$ -       | \$ 38,708  | \$ 38,708  | \$ 38,708  |
| Equals: Revenue Over/(Under Costs)          | \$ 17,068  | \$ (9,276) | \$ (5,329) | \$ (3,961) |
| Less: Impoundment Fund(s) Deposits          | \$ -       | \$ -       | \$ 2,463   | \$ -       |
| Equals: Net Revenue                         | \$ 17,068  | \$ (9,276) | \$ (7,792) | \$ (3,961) |

## City of Bloomington - Annexation

Revenues Over Costs

All Departments Combined - Area 4: Central Island Bloomington Annexation Area

September 10, 2021

Net unallocated revenue through the first three (3) years will be placed in an impoundment fund(s)  
 Impoundment funds will be used to enhance services to the respective area

| Revenues Over Maximum Costs with 5 Year DS | Pay Year 1  | Pay Year 2   | Pay Year 3   | Pay Year 4   |
|--|-------------|--------------|--------------|--------------|
| Total Revenues                             | \$ 129,781  | \$ 147,093   | \$ 153,820   | \$ 158,798   |
| Less: Non Capital Costs                    | \$ 161,356  | \$ 167,044   | \$ 171,306   | \$ 176,441   |
| Less: Capital Costs                        | \$ -        | \$ 94,703    | \$ 94,703    | \$ 94,703    |
| Equals: Revenue Over/(Under Costs)         | \$ (31,575) | \$ (114,654) | \$ (112,189) | \$ (112,346) |
| Less: Impoundment Fund(s) Deposits         | \$ -        | \$ -         | \$ -         | \$ -         |
| Equals: Net Revenue                        | \$ (31,575) | \$ (114,654) | \$ (112,189) | \$ (112,346) |

| Revenues Over Maximum Costs with 10 Year DS | Pay Year 1  | Pay Year 2  | Pay Year 3  | Pay Year 4  |
|---|-------------|-------------|-------------|-------------|
| Total Revenues                              | \$ 129,781  | \$ 147,093  | \$ 153,820  | \$ 158,798  |
| Less: Non Capital Costs                     | \$ 161,356  | \$ 167,044  | \$ 171,306  | \$ 176,441  |
| Less: Capital Costs                         | \$ -        | \$ 50,333   | \$ 50,333   | \$ 50,333   |
| Equals: Revenue Over/(Under Costs)          | \$ (31,575) | \$ (70,284) | \$ (67,819) | \$ (67,976) |
| Less: Impoundment Fund(s) Deposits          | \$ -        | \$ -        | \$ -        | \$ -        |
| Equals: Net Revenue                         | \$ (31,575) | \$ (70,284) | \$ (67,819) | \$ (67,976) |

| Revenues Over Maximum Costs with 20 Year DS | Pay Year 1  | Pay Year 2  | Pay Year 3  | Pay Year 4  |
|---|-------------|-------------|-------------|-------------|
| Total Revenues                              | \$ 129,781  | \$ 147,093  | \$ 153,820  | \$ 158,798  |
| Less: Non Capital Costs                     | \$ 161,356  | \$ 167,044  | \$ 171,306  | \$ 176,441  |
| Less: Capital Costs                         | \$ -        | \$ 28,632   | \$ 28,632   | \$ 28,632   |
| Equals: Revenue Over/(Under Costs)          | \$ (31,575) | \$ (48,583) | \$ (46,118) | \$ (46,275) |
| Less: Impoundment Fund(s) Deposits          | \$ -        | \$ -        | \$ -        | \$ -        |
| Equals: Net Revenue                         | \$ (31,575) | \$ (48,583) | \$ (46,118) | \$ (46,275) |

## City of Bloomington - Annexation

Projected Non-Capital & Capital Expenses

All Departments Combined - Area 4: Central Island Bloomington Annexation Area

September 10, 2021

| Expense Items                     | Year 1        |               | Year 2        |               | Year 3        |               | Year 4        |               |
|-----------------------------------|---------------|---------------|---------------|---------------|---------------|---------------|---------------|---------------|
|                                   | Minimum Costs | Maximum Costs | Minimum Costs | Maximum Costs | Minimum Costs | Maximum Costs | Minimum Costs | Maximum Costs |
| <b>Total Non Capital Expenses</b> | \$ 112,713    | \$ 161,356    | \$ 117,661    | \$ 167,044    | \$ 120,442    | \$ 171,306    | \$ 124,051    | \$ 176,441    |
| <b>Total Capital Expenses</b>     | \$ 101,459    | \$ 138,832    | \$ 93,474     | \$ 125,491    | \$ 94,828     | \$ 126,844    | \$ 47,871     | \$ 47,871     |
| <b>Total Non Cap/Capital Exp</b>  | \$ 214,172    | \$ 300,188    | \$ 211,136    | \$ 292,534    | \$ 215,270    | \$ 298,150    | \$ 171,922    | \$ 224,312    |

**City of Bloomington**

Sources & Uses

September 10, 2021

**Minimum Capital Costs - 5 Year Bond**

**Sources**

|                      |                   |
|----------------------|-------------------|
| Bond Proceeds        | \$ 341,068        |
| <hr/>                |                   |
| <b>Total Sources</b> | <b>\$ 341,068</b> |

**Uses**

|                      |                   |
|----------------------|-------------------|
| Capital Projects     | \$ 337,632        |
| Issuance Costs       | \$ 5,740          |
| Misc.                | \$ 1,523          |
| Capitalized Interest | \$ -              |
| <hr/>                |                   |
| <b>Total Uses</b>    | <b>\$ 344,895</b> |

|                           |      |
|---------------------------|------|
| Interest Rate             | 2.0% |
| Payback Period (in Years) | 5    |

**PRELIMINARY AMORTIZATION SCHEDULE**

| PERIOD | PAYMENT      | INTEREST    | PRINCIPAL    | BALANCE       |
|--------|--------------|-------------|--------------|---------------|
| 1      | \$ 36,414.71 | \$ 3,410.68 | \$ 32,599.95 | \$ 308,467.64 |
| 2      | \$ 36,414.71 | \$ 3,084.68 | \$ 32,925.95 | \$ 275,541.69 |
| 3      | \$ 36,414.71 | \$ 2,755.42 | \$ 33,255.21 | \$ 242,286.48 |
| 4      | \$ 36,414.71 | \$ 2,422.86 | \$ 33,587.76 | \$ 208,698.72 |
| 5      | \$ 36,414.71 | \$ 2,086.99 | \$ 33,923.64 | \$ 174,775.09 |
| 6      | \$ 36,414.71 | \$ 1,747.75 | \$ 34,262.87 | \$ 140,512.21 |
| 7      | \$ 36,414.71 | \$ 1,405.12 | \$ 34,605.50 | \$ 105,906.71 |
| 8      | \$ 36,414.71 | \$ 1,059.07 | \$ 34,951.56 | \$ 70,955.16  |
| 9      | \$ 36,414.71 | \$ 709.55   | \$ 35,301.07 | \$ 35,654.08  |
| 10     | \$ 36,414.71 | \$ 356.54   | \$ 35,654.08 | \$ 0.00       |

Note: Assumes two (2) payments per year (ex: 1st year would include PERIOD 1 and 2)

Note: Assumes payments will begin in 1st Pay Year (Year 2 of Annexation)

Note: All estimates shown are preliminary (actual results may vary and may be material)



**City of Bloomington**

Sources & Uses

September 10, 2021

**Maximum Capital Costs - 5 Year Bond**

**Sources**

|                      |                   |
|----------------------|-------------------|
| Bond Proceeds        | \$ 443,506        |
| <b>Total Sources</b> | <b>\$ 443,506</b> |

**Uses**

|                      |                   |
|----------------------|-------------------|
| Capital Projects     | \$ 439,038        |
| Issuance Costs       | \$ 7,464          |
| Misc.                | \$ 1,980          |
| Capitalized Interest | \$ -              |
| <b>Total Uses</b>    | <b>\$ 448,482</b> |

Interest Rate 2.0%  
Payback Period (in Years) 5

**PRELIMINARY AMORTIZATION SCHEDULE**

| PERIOD | PAYMENT      | INTEREST    | PRINCIPAL    | BALANCE       |
|--------|--------------|-------------|--------------|---------------|
| 1      | \$ 47,351.70 | \$ 4,435.06 | \$ 42,391.19 | \$ 401,114.44 |
| 2      | \$ 47,351.70 | \$ 4,011.14 | \$ 42,815.10 | \$ 358,299.34 |
| 3      | \$ 47,351.70 | \$ 3,582.99 | \$ 43,243.25 | \$ 315,056.09 |
| 4      | \$ 47,351.70 | \$ 3,150.56 | \$ 43,675.68 | \$ 271,380.41 |
| 5      | \$ 47,351.70 | \$ 2,713.80 | \$ 44,112.44 | \$ 227,267.96 |
| 6      | \$ 47,351.70 | \$ 2,272.68 | \$ 44,553.57 | \$ 182,714.40 |
| 7      | \$ 47,351.70 | \$ 1,827.14 | \$ 44,999.10 | \$ 137,715.30 |
| 8      | \$ 47,351.70 | \$ 1,377.15 | \$ 45,449.09 | \$ 92,266.20  |
| 9      | \$ 47,351.70 | \$ 922.66   | \$ 45,903.58 | \$ 46,362.62  |
| 10     | \$ 47,351.70 | \$ 463.63   | \$ 46,362.62 | \$ -          |

Note: Assumes two (2) payments per year (ex: 1st year would include PERIOD 1 and 2)

Note: Assumes payments will begin in 1st Pay Year (Year 2 of Annexation)

Note: All estimates shown are preliminary (actual results may vary and may be material)

**City of Bloomington**  
Sources & Uses  
September 10, 2021

**Minimum Capital Costs - 10 Year Bond**

**Sources**

|                      |                   |
|----------------------|-------------------|
| Bond Proceeds        | \$ 341,068        |
| <b>Total Sources</b> | <b>\$ 341,068</b> |

**Uses**

|                      |                   |
|----------------------|-------------------|
| Capital Projects     | \$ 337,632        |
| Issuance Costs       | \$ 5,740          |
| Misc.                | \$ 1,523          |
| Capitalized Interest | \$ -              |
| <b>Total Uses</b>    | <b>\$ 344,895</b> |

Interest Rate 2.25%  
Payback Period (in Years) 10

**PRELIMINARY AMORTIZATION SCHEDULE**

| PERIOD | PAYMENT      | INTEREST    | PRINCIPAL    | BALANCE       |
|--------|--------------|-------------|--------------|---------------|
| 1      | \$ 19,353.88 | \$ 3,837.01 | \$ 15,302.10 | \$ 325,765.48 |
| 2      | \$ 19,353.88 | \$ 3,664.86 | \$ 15,474.25 | \$ 310,291.23 |
| 3      | \$ 19,353.88 | \$ 3,490.78 | \$ 15,648.34 | \$ 294,642.89 |
| 4      | \$ 19,353.88 | \$ 3,314.73 | \$ 15,824.38 | \$ 278,818.51 |
| 5      | \$ 19,353.88 | \$ 3,136.71 | \$ 16,002.41 | \$ 262,816.11 |
| 6      | \$ 19,353.88 | \$ 2,956.68 | \$ 16,182.43 | \$ 246,633.68 |
| 7      | \$ 19,353.88 | \$ 2,774.63 | \$ 16,364.48 | \$ 230,269.19 |
| 8      | \$ 19,353.88 | \$ 2,590.53 | \$ 16,548.59 | \$ 213,720.61 |
| 9      | \$ 19,353.88 | \$ 2,404.36 | \$ 16,734.76 | \$ 196,985.85 |
| 10     | \$ 19,353.88 | \$ 2,216.09 | \$ 16,923.02 | \$ 180,062.83 |
| 11     | \$ 19,353.88 | \$ 2,025.71 | \$ 17,113.41 | \$ 162,949.42 |
| 12     | \$ 19,353.88 | \$ 1,833.18 | \$ 17,305.93 | \$ 145,643.49 |
| 13     | \$ 19,353.88 | \$ 1,638.49 | \$ 17,500.62 | \$ 128,142.86 |
| 14     | \$ 19,353.88 | \$ 1,441.61 | \$ 17,697.51 | \$ 110,445.36 |
| 15     | \$ 19,353.88 | \$ 1,242.51 | \$ 17,896.60 | \$ 92,548.75  |
| 16     | \$ 19,353.88 | \$ 1,041.17 | \$ 18,097.94 | \$ 74,450.81  |
| 17     | \$ 19,353.88 | \$ 837.57   | \$ 18,301.54 | \$ 56,149.27  |
| 18     | \$ 19,353.88 | \$ 631.68   | \$ 18,507.43 | \$ 37,641.84  |
| 19     | \$ 19,353.88 | \$ 423.47   | \$ 18,715.64 | \$ 18,926.19  |
| 20     | \$ 19,353.88 | \$ 212.92   | \$ 18,926.19 | \$ -          |

Note: Assumes two (2) payments per year (ex: 1st year would include PERIOD 1 and 2)

Note: Assumes payments will begin in 1st Pay Year (Year 2 of Annexation)

Note: All estimates shown are preliminary (actual results may vary and may be material)

**Maximum Capital Costs - 10 Year Bond**

**Sources**

|                      |                   |
|----------------------|-------------------|
| Bond Proceeds        | \$ 443,506        |
| <b>Total Sources</b> | <b>\$ 443,506</b> |

**Uses**

|                      |                   |
|----------------------|-------------------|
| Capital Projects     | \$ 439,038        |
| Issuance Costs       | \$ 7,464          |
| Misc.                | \$ 1,980          |
| Capitalized Interest | \$ -              |
| <b>Total Uses</b>    | <b>\$ 448,482</b> |

Interest Rate 2.25%  
Payback Period (in Years) 10

**PRELIMINARY AMORTIZATION SCHEDULE**

| PERIOD | PAYMENT      | INTEREST    | PRINCIPAL    | BALANCE       |
|--------|--------------|-------------|--------------|---------------|
| 1      | \$ 25,166.73 | \$ 4,989.44 | \$ 19,898.02 | \$ 423,607.62 |
| 2      | \$ 25,166.73 | \$ 4,765.59 | \$ 20,121.87 | \$ 403,485.74 |
| 3      | \$ 25,166.73 | \$ 4,539.21 | \$ 20,348.24 | \$ 383,137.50 |
| 4      | \$ 25,166.73 | \$ 4,310.30 | \$ 20,577.16 | \$ 362,560.34 |
| 5      | \$ 25,166.73 | \$ 4,078.80 | \$ 20,808.65 | \$ 341,751.69 |
| 6      | \$ 25,166.73 | \$ 3,844.71 | \$ 21,042.75 | \$ 320,708.94 |
| 7      | \$ 25,166.73 | \$ 3,607.98 | \$ 21,279.48 | \$ 299,429.46 |
| 8      | \$ 25,166.73 | \$ 3,368.58 | \$ 21,518.87 | \$ 277,910.59 |
| 9      | \$ 25,166.73 | \$ 3,126.49 | \$ 21,760.96 | \$ 256,149.62 |
| 10     | \$ 25,166.73 | \$ 2,881.68 | \$ 22,005.77 | \$ 234,143.85 |
| 11     | \$ 25,166.73 | \$ 2,634.12 | \$ 22,253.34 | \$ 211,890.51 |
| 12     | \$ 25,166.73 | \$ 2,383.77 | \$ 22,503.69 | \$ 189,386.82 |
| 13     | \$ 25,166.73 | \$ 2,130.60 | \$ 22,756.85 | \$ 166,629.97 |
| 14     | \$ 25,166.73 | \$ 1,874.59 | \$ 23,012.87 | \$ 143,617.10 |
| 15     | \$ 25,166.73 | \$ 1,615.69 | \$ 23,271.76 | \$ 120,345.34 |
| 16     | \$ 25,166.73 | \$ 1,353.89 | \$ 23,533.57 | \$ 96,811.76  |
| 17     | \$ 25,166.73 | \$ 1,089.13 | \$ 23,798.32 | \$ 73,013.44  |
| 18     | \$ 25,166.73 | \$ 821.40   | \$ 24,066.06 | \$ 48,947.39  |
| 19     | \$ 25,166.73 | \$ 550.66   | \$ 24,336.80 | \$ 24,610.59  |
| 20     | \$ 25,166.73 | \$ 276.87   | \$ 24,610.59 | \$ -          |

Note: Assumes two (2) payments per year (ex: 1st year would include PERIOD 1 and 2)

Note: Assumes payments will begin in 1st Pay Year (Year 2 of Annexation)

Note: All estimates shown are preliminary (actual results may vary and may be material)

**Maximum Capital Costs - 20 Year Bond**

**Sources**

|                      |                   |
|----------------------|-------------------|
| Bond Proceeds        | \$ 443,506        |
| <b>Total Sources</b> | <b>\$ 443,506</b> |

**Uses**

|                      |                   |
|----------------------|-------------------|
| Capital Projects     | \$ 439,038        |
| Issuance Costs       | \$ 7,464          |
| Misc.                | \$ 1,980          |
| Capitalized Interest | \$ -              |
| <b>Total Uses</b>    | <b>\$ 448,482</b> |

Interest Rate 2.5%  
Payback Period (in Years) 20

**PRELIMINARY AMORTIZATION SCHEDULE**

| PERIOD | PAYMENT      | INTEREST    | PRINCIPAL    | BALANCE       |
|--------|--------------|-------------|--------------|---------------|
| 1      | \$ 14,316.19 | \$ 5,543.82 | \$ 8,613.51  | \$ 434,892.13 |
| 2      | \$ 14,316.19 | \$ 5,436.15 | \$ 8,721.18  | \$ 426,170.95 |
| 3      | \$ 14,316.19 | \$ 5,327.14 | \$ 8,830.19  | \$ 417,340.76 |
| 4      | \$ 14,316.19 | \$ 5,216.76 | \$ 8,940.57  | \$ 408,400.19 |
| 5      | \$ 14,316.19 | \$ 5,105.00 | \$ 9,052.32  | \$ 399,347.87 |
| 6      | \$ 14,316.19 | \$ 4,991.85 | \$ 9,165.48  | \$ 390,182.39 |
| 7      | \$ 14,316.19 | \$ 4,877.28 | \$ 9,280.05  | \$ 380,902.34 |
| 8      | \$ 14,316.19 | \$ 4,761.28 | \$ 9,396.05  | \$ 371,506.30 |
| 9      | \$ 14,316.19 | \$ 4,643.83 | \$ 9,513.50  | \$ 361,992.80 |
| 10     | \$ 14,316.19 | \$ 4,524.91 | \$ 9,632.42  | \$ 352,360.38 |
| 11     | \$ 14,316.19 | \$ 4,404.50 | \$ 9,752.82  | \$ 342,607.56 |
| 12     | \$ 14,316.19 | \$ 4,282.59 | \$ 9,874.73  | \$ 332,732.83 |
| 13     | \$ 14,316.19 | \$ 4,159.16 | \$ 9,998.17  | \$ 322,734.66 |
| 14     | \$ 14,316.19 | \$ 4,034.18 | \$ 10,123.14 | \$ 312,611.52 |
| 15     | \$ 14,316.19 | \$ 3,907.64 | \$ 10,249.68 | \$ 302,361.83 |
| 16     | \$ 14,316.19 | \$ 3,779.52 | \$ 10,377.80 | \$ 291,984.03 |
| 17     | \$ 14,316.19 | \$ 3,649.80 | \$ 10,507.53 | \$ 281,476.50 |
| 18     | \$ 14,316.19 | \$ 3,518.46 | \$ 10,638.87 | \$ 270,837.63 |
| 19     | \$ 14,316.19 | \$ 3,385.47 | \$ 10,771.86 | \$ 260,065.78 |
| 20     | \$ 14,316.19 | \$ 3,250.82 | \$ 10,906.50 | \$ 249,159.27 |
| 21     | \$ 14,316.19 | \$ 3,114.49 | \$ 11,042.84 | \$ 238,116.44 |
| 22     | \$ 14,316.19 | \$ 2,976.46 | \$ 11,180.87 | \$ 226,935.56 |
| 23     | \$ 14,316.19 | \$ 2,836.69 | \$ 11,320.63 | \$ 215,614.93 |
| 24     | \$ 14,316.19 | \$ 2,695.19 | \$ 11,462.14 | \$ 204,152.79 |
| 25     | \$ 14,316.19 | \$ 2,551.91 | \$ 11,605.42 | \$ 192,547.37 |
| 26     | \$ 14,316.19 | \$ 2,406.84 | \$ 11,750.48 | \$ 180,796.89 |
| 27     | \$ 14,316.19 | \$ 2,259.96 | \$ 11,897.37 | \$ 168,899.52 |
| 28     | \$ 14,316.19 | \$ 2,111.24 | \$ 12,046.08 | \$ 156,853.44 |
| 29     | \$ 14,316.19 | \$ 1,960.67 | \$ 12,196.66 | \$ 144,656.78 |
| 30     | \$ 14,316.19 | \$ 1,808.21 | \$ 12,349.12 | \$ 132,307.67 |
| 31     | \$ 14,316.19 | \$ 1,653.85 | \$ 12,503.48 | \$ 119,804.18 |
| 32     | \$ 14,316.19 | \$ 1,497.55 | \$ 12,659.77 | \$ 107,144.41 |
| 33     | \$ 14,316.19 | \$ 1,339.31 | \$ 12,818.02 | \$ 94,326.39  |
| 34     | \$ 14,316.19 | \$ 1,179.08 | \$ 12,978.25 | \$ 81,348.14  |
| 35     | \$ 14,316.19 | \$ 1,016.85 | \$ 13,140.48 | \$ 68,207.67  |
| 36     | \$ 14,316.19 | \$ 852.60   | \$ 13,304.73 | \$ 54,902.93  |
| 37     | \$ 14,316.19 | \$ 686.29   | \$ 13,471.04 | \$ 41,431.89  |
| 38     | \$ 14,316.19 | \$ 517.90   | \$ 13,639.43 | \$ 27,792.47  |
| 39     | \$ 14,316.19 | \$ 347.41   | \$ 13,809.92 | \$ 13,982.55  |
| 40     | \$ 14,316.19 | \$ 174.78   | \$ 13,982.55 | \$ -          |

Note: Assumes two (2) payments per year (ex: 1st year would include PERIOD 1 and 2)

Note: Assumes payments will begin in 1st Pay Year (Year 2 of Annexation)

Note: All estimates shown are preliminary (actual results may vary and may be material)

**City of Bloomington - Annexation**

Projected Non-Capital & Capital Expenses

City Clerk Department - Area 4: Central Island Bloomington Annexation Area

September 10, 2021

**IF ONLY AREA 4 IS ANNEXED**

| Expense Items                     | Year 1 |               | Year 2 |               | Year 3 |               | Year 4 |               |
|-----------------------------------|--------|---------------|--------|---------------|--------|---------------|--------|---------------|
|                                   | Number | Minimum Costs | Number | Maximum Costs | Number | Minimum Costs | Number | Maximum Costs |
| <b>Non Capital Expenses</b>       |        |               |        |               |        |               |        |               |
|                                   |        |               |        |               |        |               |        |               |
| <b>Total Non Capital Expenses</b> |        | \$ -          |        | \$ -          |        | \$ -          |        | \$ -          |
| <b>Capital Expenses</b>           |        |               |        |               |        |               |        |               |
|                                   |        |               |        |               |        |               |        |               |
| <b>Total Capital Expenses</b>     |        | \$ -          |        | \$ -          |        | \$ -          |        | \$ -          |
| <b>Total Non Cap/Capital Exp</b>  |        | \$ -          |        | \$ -          |        | \$ -          |        | \$ -          |

**City of Bloomington - Annexation**

Projected Non-Capital & Capital Expenses

Community & Family Resources Department - Area 4: Central Island Bloomington Annexation Area

September 10, 2021

**IF ONLY AREA 4 IS ANNEXED**

| Expense Items                     | Year 1 |               |        |               | Year 2 |               |        |               | Year 3 |               |        |               | Year 4 |               |        |               |
|-----------------------------------|--------|---------------|--------|---------------|--------|---------------|--------|---------------|--------|---------------|--------|---------------|--------|---------------|--------|---------------|
|                                   | Number | Minimum Costs | Number | Maximum Costs | Number | Minimum Costs | Number | Maximum Costs | Number | Minimum Costs | Number | Maximum Costs | Number | Minimum Costs | Number | Maximum Costs |
| <b>Non Capital Expenses</b>       |        |               |        |               |        |               |        |               |        |               |        |               |        |               |        |               |
| New Employees                     | 0.01   | \$ 578        | 0.01   | \$ 578        | 0.01   | \$ 596        | 0.01   | \$ 596        | 0.01   | \$ 614        | 0.01   | \$ 614        | 0.01   | \$ 632        | 0.01   | \$ 632        |
| Marketing                         | 0.01   | \$ 77         | 0.01   | \$ 77         | 0.01   | \$ 79         | 0.01   | \$ 79         | 0.01   | \$ 82         | 0.01   | \$ 82         | 0.01   | \$ 84         | 0.01   | \$ 84         |
| New Program Development           | 0.01   | \$ 241        | 0.01   | \$ 241        | 0.01   | \$ 248        | 0.01   | \$ 248        | 0.01   | \$ 256        | 0.01   | \$ 256        | 0.01   | \$ 263        | 0.01   | \$ 263        |
| <b>Total Non Capital Expenses</b> |        | <b>\$ 896</b> |        | <b>\$ 896</b> |        | <b>\$ 923</b> |        | <b>\$ 923</b> |        | <b>\$ 951</b> |        | <b>\$ 951</b> |        | <b>\$ 979</b> |        | <b>\$ 979</b> |
| <b>Capital Expenses</b>           |        |               |        |               |        |               |        |               |        |               |        |               |        |               |        |               |
|                                   |        |               |        |               |        |               |        |               |        |               |        |               |        |               |        |               |
| <b>Total Capital Expenses</b>     |        | <b>\$ -</b>   |        | <b>\$ -</b>   |        | <b>\$ -</b>   |        | <b>\$ -</b>   |        | <b>\$ -</b>   |        | <b>\$ -</b>   |        | <b>\$ -</b>   |        | <b>\$ -</b>   |
| <b>Total Non Cap/Capital Exp</b>  |        | <b>\$ 896</b> |        | <b>\$ 896</b> |        | <b>\$ 923</b> |        | <b>\$ 923</b> |        | <b>\$ 951</b> |        | <b>\$ 951</b> |        | <b>\$ 979</b> |        | <b>\$ 979</b> |

Note (1): Years 2, 3, and 4 assume a 3% increase due to cost of inflation.

**City of Bloomington - Annexation**

Projected Non-Capital & Capital Expenses  
 Controller Department - Area 4: Central Island Bloomington Annexation Area  
 September 10, 2021

IF ONLY AREA 4 IS ANNEXED

| Expense Items                     | Year 1 |               |        |               | Year 2 |               |        |               | Year 3 |               |        |               | Year 4 |               |        |               |
|-----------------------------------|--------|---------------|--------|---------------|--------|---------------|--------|---------------|--------|---------------|--------|---------------|--------|---------------|--------|---------------|
|                                   | Number | Minimum Costs | Number | Maximum Costs | Number | Minimum Costs | Number | Maximum Costs | Number | Minimum Costs | Number | Maximum Costs | Number | Minimum Costs | Number | Maximum Costs |
| <b>Non Capital Expenses</b>       |        |               |        |               |        |               |        |               |        |               |        |               |        |               |        |               |
| New Employees                     |        |               | 0.00   | \$ -          |        |               | 0.00   | \$ -          |        |               | 0.00   | \$ -          |        |               | 0.00   | \$ -          |
| Supplies                          |        |               | 0.00   | \$ -          |        |               | 0.00   | \$ -          |        |               | 0.00   | \$ -          |        |               | 0.00   | \$ -          |
| <b>Total Non Capital Expenses</b> |        | \$ -          |        | \$ -          |        | \$ -          |        | \$ -          |        | \$ -          |        | \$ -          |        | \$ -          |        | \$ -          |
| <b>Capital Expenses</b>           |        |               |        |               |        |               |        |               |        |               |        |               |        |               |        |               |
|                                   |        |               |        |               |        |               |        |               |        |               |        |               |        |               |        |               |
| <b>Total Capital Expenses</b>     |        | \$ -          |        | \$ -          |        | \$ -          |        | \$ -          |        | \$ -          |        | \$ -          |        | \$ -          |        | \$ -          |
| <b>Total Non Cap/Capital Exp</b>  |        | \$ -          |        | \$ -          |        | \$ -          |        | \$ -          |        | \$ -          |        | \$ -          |        | \$ -          |        | \$ -          |

Note (1): Years 2, 3, and 4 assume a 3% increase due to cost of inflation.

**City of Bloomington - Annexation**

Projected Non-Capital & Capital Expenses

Council Department - Area 4: Central Island Bloomington Annexation Area

September 10, 2021

IF ONLY AREA 4 IS ANNEXED

| Expense Items                     | Year 1 |               |        |               | Year 2 |               |        |               | Year 3 |               |        |               | Year 4 |               |        |               |
|-----------------------------------|--------|---------------|--------|---------------|--------|---------------|--------|---------------|--------|---------------|--------|---------------|--------|---------------|--------|---------------|
|                                   | Number | Minimum Costs | Number | Maximum Costs | Number | Minimum Costs | Number | Maximum Costs | Number | Minimum Costs | Number | Maximum Costs | Number | Minimum Costs | Number | Maximum Costs |
| <b>Non Capital Expenses</b>       |        |               |        |               |        |               |        |               |        |               |        |               |        |               |        |               |
| <b>Total Non Capital Expenses</b> |        | \$ -          |        | \$ -          |        | \$ -          |        | \$ -          |        | \$ -          |        | \$ -          |        | \$ -          |        | \$ -          |
| <b>Capital Expenses</b>           |        |               |        |               |        |               |        |               |        |               |        |               |        |               |        |               |
| <b>Total Capital Expenses</b>     |        | \$ -          |        | \$ -          |        | \$ -          |        | \$ -          |        | \$ -          |        | \$ -          |        | \$ -          |        | \$ -          |
| <b>Total Non Cap/Capital Exp</b>  |        | \$ -          |        | \$ -          |        | \$ -          |        | \$ -          |        | \$ -          |        | \$ -          |        | \$ -          |        | \$ -          |



**City of Bloomington - Annexation**

Projected Non-Capital & Capital Expenses

ESD Department - Area 4: Central Island Bloomington Annexation Area

September 10, 2021

**IF ONLY AREA 4 IS ANNEXED**

| Expense Items                          | Year 1 |               |        |               | Year 2 |               |        |               | Year 3 |               |        |               | Year 4 |               |        |               |
|--|--------|---------------|--------|---------------|--------|---------------|--------|---------------|--------|---------------|--------|---------------|--------|---------------|--------|---------------|
|  | Number | Minimum Costs | Number | Maximum Costs | Number | Minimum Costs | Number | Maximum Costs | Number | Minimum Costs | Number | Maximum Costs | Number | Minimum Costs | Number | Maximum Costs |
| <b>Non Capital Expenses</b>            |        |               |        |               |        |               |        |               |        |               |        |               |        |               |        |               |
| Labor Support \$160k - \$75k x 2 Years | 0.01   | \$ 723        | 0.01   | \$ 723        | 0.01   | \$ 723        | 0.01   | \$ 723        |        | \$ -          |        | \$ -          |        | \$ -          |        | \$ -          |
| <b>Total Non Capital Expenses</b>      |        | <b>\$ 723</b> |        | <b>\$ 723</b> |        | <b>\$ 723</b> |        | <b>\$ 723</b> |        | <b>\$ -</b>   |        | <b>\$ -</b>   |        | <b>\$ -</b>   |        | <b>\$ -</b>   |
| <b>Capital Expenses</b>                |        |               |        |               |        |               |        |               |        |               |        |               |        |               |        |               |
|  |        |               |        |               |        |               |        |               |        |               |        |               |        |               |        |               |
| <b>Total Capital Expenses</b>          |        | <b>\$ -</b>   |        | <b>\$ -</b>   |        | <b>\$ -</b>   |        | <b>\$ -</b>   |        | <b>\$ -</b>   |        | <b>\$ -</b>   |        | <b>\$ -</b>   |        | <b>\$ -</b>   |
| <b>Total Non Cap/Capital Exp</b>       |        | <b>\$ 723</b> |        | <b>\$ 723</b> |        | <b>\$ 723</b> |        | <b>\$ 723</b> |        | <b>\$ -</b>   |        | <b>\$ -</b>   |        | <b>\$ -</b>   |        | <b>\$ -</b>   |

Note (1): Non capital expenses for Years 2, 3, and 4 assume a 3% increase due to cost of inflation.

**City of Bloomington - Annexation**

Projected Non-Capital & Capital Expenses

Engineering Department - Area 4: Central Island Bloomington Annexation Area

September 10, 2021

**IF ONLY AREA 4 IS ANNEXED**

| Expense Items                     | Year 1 |                 | Year 2 |                 | Year 3 |                 | Year 4 |                 |      |                 |      |                 |      |                 |      |                 |
|-----------------------------------|--------|-----------------|--------|-----------------|--------|-----------------|--------|-----------------|------|-----------------|------|-----------------|------|-----------------|------|-----------------|
|                                   | Number | Minimum Costs   | Number | Maximum Costs   | Number | Minimum Costs   | Number | Maximum Costs   |      |                 |      |                 |      |                 |      |                 |
| <b>Non Capital Expenses</b>       |        |                 |        |                 |        |                 |        |                 |      |                 |      |                 |      |                 |      |                 |
| New Project Manager               | 0.01   | \$ 482          | 0.01   | \$ 520          | 0.01   | \$ 496          | 0.01   | \$ 536          | 0.01 | \$ 511          | 0.01 | \$ 552          | 0.01 | \$ 527          | 0.01 | \$ 569          |
| New Engineering Field Specialist  | 0.01   | \$ 463          | 0.01   | \$ 501          | 0.01   | \$ 477          | 0.01   | \$ 516          | 0.01 | \$ 491          | 0.01 | \$ 532          | 0.01 | \$ 506          | 0.01 | \$ 548          |
| Supplies                          | 0.01   | \$ 63           | 0.01   | \$ 63           | 0.01   | \$ 65           | 0.01   | \$ 65           | 0.01 | \$ 66           | 0.01 | \$ 66           | 0.01 | \$ 68           | 0.01 | \$ 68           |
| Travel, Dues & Instructions       | 0.01   | \$ 14           | 0.01   | \$ 14           | 0.01   | \$ 15           | 0.01   | \$ 15           | 0.01 | \$ 15           | 0.01 | \$ 15           | 0.01 | \$ 16           | 0.01 | \$ 16           |
| <b>Total Non Capital Expenses</b> |        | <b>\$ 1,022</b> |        | <b>\$ 1,099</b> |        | <b>\$ 1,052</b> |        | <b>\$ 1,132</b> |      | <b>\$ 1,084</b> |      | <b>\$ 1,166</b> |      | <b>\$ 1,116</b> |      | <b>\$ 1,201</b> |
| <b>Capital Expenses</b>           |        |                 |        |                 |        |                 |        |                 |      |                 |      |                 |      |                 |      |                 |
| Trucks                            | 0.013  | \$ 321          | 0.013  | \$ 321          | 0.01   | \$ 321          | 0.01   | \$ 321          | 0.01 | \$ 321          | 0.01 | \$ 321          | 0.00 | \$ -            | 0.00 | \$ -            |
| Phones/Tablets                    | 0.013  | \$ 6            | 0.013  | \$ 6            | 0.01   | \$ 6            | 0.01   | \$ 6            | 0.01 | \$ 6            | 0.01 | \$ 6            | 0.00 | \$ -            | 0.00 | \$ -            |
| Work Space Expansion              | 0.006  | \$ 321          | 0.013  | \$ 643          | 0.01   | \$ 321          | 0.01   | \$ 643          | 0.01 | \$ 321          | 0.01 | \$ 643          | 0.00 | \$ -            | 0.00 | \$ -            |
| Engineering Projects              | 0.003  | \$ 5,462        | 0.003  | \$ 5,462        | 0.00   | \$ 5,462        | 0.00   | \$ 5,462        | 0.00 | \$ 5,462        | 0.00 | \$ 5,462        | 0.00 | \$ -            | 0.00 | \$ -            |
| <b>Total Capital Expenses</b>     |        | <b>\$ 6,111</b> |        | <b>\$ 6,432</b> |        | <b>\$ 6,111</b> |        | <b>\$ 6,432</b> |      | <b>\$ 6,111</b> |      | <b>\$ 6,432</b> |      | <b>\$ -</b>     |      | <b>\$ -</b>     |
| <b>Total Non Cap/Capital Exp</b>  |        | <b>\$ 7,132</b> |        | <b>\$ 7,531</b> |        | <b>\$ 7,163</b> |        | <b>\$ 7,563</b> |      | <b>\$ 7,194</b> |      | <b>\$ 7,597</b> |      | <b>\$ 1,116</b> |      | <b>\$ 1,201</b> |

Note (1): Non capital expenses for Years 2, 3, and 4 assume a 3% increase due to cost of inflation.

**City of Bloomington - Annexation**

Projected Non-Capital & Capital Expenses

Fire Department - Area 4: Central Island Bloomington Annexation Area

September 10, 2021

**IF ONLY AREA 4 IS ANNEXED**

| Expense Items                     | Year 1 |               |        |               | Year 2 |               |        |               | Year 3 |               |        |               | Year 4 |               |        |               |
|-----------------------------------|--------|---------------|--------|---------------|--------|---------------|--------|---------------|--------|---------------|--------|---------------|--------|---------------|--------|---------------|
|                                   | Number | Minimum Costs | Number | Maximum Costs | Number | Minimum Costs | Number | Maximum Costs | Number | Minimum Costs | Number | Maximum Costs | Number | Minimum Costs | Number | Maximum Costs |
| <b>Non Capital Expenses</b>       |        |               |        |               |        |               |        |               |        |               |        |               |        |               |        |               |
| Captains                          | 0.00   | \$ -          | 0.00   | \$ -          | 0.00   | \$ -          | 0.00   | \$ -          | 0.00   | \$ -          | 0.00   | \$ -          | 0.00   | \$ -          | 0.00   | \$ -          |
| Chauffeurs                        | 0.00   | \$ -          | 0.00   | \$ -          | 0.00   | \$ -          | 0.00   | \$ -          | 0.00   | \$ -          | 0.00   | \$ -          | 0.00   | \$ -          | 0.00   | \$ -          |
| Firefighters                      | 0.00   | \$ -          | 0.00   | \$ -          | 0.00   | \$ -          | 0.00   | \$ -          | 0.00   | \$ -          | 0.00   | \$ -          | 0.00   | \$ -          | 0.00   | \$ -          |
| Deputy Fire Marshal               | 0.00   | \$ -          | 0.00   | \$ -          | 0.00   | \$ -          | 0.00   | \$ -          | 0.00   | \$ -          | 0.00   | \$ -          | 0.00   | \$ -          | 0.00   | \$ -          |
| Apparatus Operating Maintenance   | 0.00   | \$ -          | 0.00   | \$ -          | 0.00   | \$ -          | 0.00   | \$ -          | 0.00   | \$ -          | 0.00   | \$ -          | 0.00   | \$ -          | 0.00   | \$ -          |
| Fire Station Annual Maintenance   | 0.00   | \$ -          | 0.00   | \$ -          | 0.00   | \$ -          | 0.00   | \$ -          | 0.00   | \$ -          | 0.00   | \$ -          | 0.00   | \$ -          | 0.00   | \$ -          |
| <b>Total Non Capital Expenses</b> |        | \$ -          |        | \$ -          |        | \$ -          |        | \$ -          |        | \$ -          |        | \$ -          |        | \$ -          |        | \$ -          |
| <b>Capital Expenses</b>           |        |               |        |               |        |               |        |               |        |               |        |               |        |               |        |               |
| Station Upgrade                   | 0.00   | \$ -          | 0.00   | \$ -          |        |               |        |               |        |               |        |               |        |               |        |               |
| Fire Engine Pumper                | 0.00   | \$ -          | 0.00   | \$ -          |        |               |        |               |        |               |        |               |        |               |        |               |
| SCBA Inventory                    | 0.00   | \$ -          | 0.00   | \$ -          |        |               |        |               |        |               |        |               |        |               |        |               |
| Personal Protective Equipment     | 0.00   | \$ -          | 0.00   | \$ -          |        |               |        |               |        |               |        |               |        |               |        |               |
| Office Reconfiguration/Furniture  | 0.00   | \$ -          | 0.00   | \$ -          |        |               |        |               |        |               |        |               |        |               |        |               |
| Communication Equipment           | 0.00   | \$ -          | 0.00   | \$ -          |        |               |        |               |        |               |        |               |        |               |        |               |
| <b>Total Capital Expenses</b>     |        | \$ -          |        | \$ -          |        | \$ -          |        | \$ -          |        | \$ -          |        | \$ -          |        | \$ -          |        | \$ -          |
| <b>Total Non Cap/Capital Exp</b>  |        | \$ -          |        | \$ -          |        | \$ -          |        | \$ -          |        | \$ -          |        | \$ -          |        | \$ -          |        | \$ -          |

Note (1): Based on supplying fire protection to Richland and Salt Creek Townships.

**City of Bloomington - Annexation**

Projected Non-Capital & Capital Expenses

HAND Department - Area 4: Central Island Bloomington Annexation Area

September 10, 2021

**IF ONLY AREA 4 IS ANNEXED**

| Expense Items                         | Year 1 |               |        |               | Year 2 |               |        |               | Year 3 |               |        |               | Year 4 |               |        |               |
|---------------------------------------|--------|---------------|--------|---------------|--------|---------------|--------|---------------|--------|---------------|--------|---------------|--------|---------------|--------|---------------|
|                                       | Number | Minimum Costs | Number | Maximum Costs | Number | Minimum Costs | Number | Maximum Costs | Number | Minimum Costs | Number | Maximum Costs | Number | Minimum Costs | Number | Maximum Costs |
| <b>Non Capital Expenses</b>           |        |               |        |               |        |               |        |               |        |               |        |               |        |               |        |               |
| Neighborhood Compliance Officer (NCO) | 0.00   | \$ -          | 0.00   | \$ -          | 0.00   | \$ -          | 0.00   | \$ -          | 0.00   | \$ -          | 0.00   | \$ -          | 0.00   | \$ -          | 0.00   | \$ -          |
| Administrative Assistant              | 0.01   | \$ 330        | 0.02   | \$ 661        | 0.01   | \$ 340        | 0.02   | \$ 680        | 0.01   | \$ 350        | 0.02   | \$ 701        | 0.01   | \$ 361        | 0.02   | \$ 722        |
| Supplies/Other                        | 0.01   | \$ 29         | 0.01   | \$ 48         | 0.01   | \$ 30         | 0.01   | \$ 50         | 0.01   | \$ 31         | 0.01   | \$ 51         | 0.01   | \$ 32         | 0.01   | \$ 53         |
| NCO Inspection Tools                  | 0.00   | \$ -          | 0.00   | \$ -          |        |               |        |               |        |               |        |               |        |               |        |               |
| <b>Total Non Capital Expenses</b>     |        | <b>\$ 359</b> |        | <b>\$ 709</b> |        | <b>\$ 370</b> |        | <b>\$ 730</b> |        | <b>\$ 381</b> |        | <b>\$ 752</b> |        | <b>\$ 392</b> |        | <b>\$ 774</b> |
| <b>Capital Expenses</b>               |        |               |        |               |        |               |        |               |        |               |        |               |        |               |        |               |
| NCO Vehicles                          | 0.00   | \$ -          | 0.00   | \$ -          |        |               |        |               |        |               |        |               |        |               |        |               |
| NCO Technology                        | 0.00   | \$ -          | 0.00   | \$ -          |        |               |        |               |        |               |        |               |        |               |        |               |
| <b>Total Capital Expenses</b>         |        | <b>\$ -</b>   |        | <b>\$ -</b>   |        | <b>\$ -</b>   |        | <b>\$ -</b>   |        | <b>\$ -</b>   |        | <b>\$ -</b>   |        | <b>\$ -</b>   |        | <b>\$ -</b>   |
| <b>Total Non Cap/Capital Exp</b>      |        | <b>\$ 359</b> |        | <b>\$ 709</b> |        | <b>\$ 370</b> |        | <b>\$ 730</b> |        | <b>\$ 381</b> |        | <b>\$ 752</b> |        | <b>\$ 392</b> |        | <b>\$ 774</b> |

Note (1): Non capital expenses for Years 2, 3, and 4 assume a 3% increase due to cost of inflation.

**City of Bloomington - Annexation**

Projected Non-Capital & Capital Expenses

Human Resources Department - Area 4: Central Island Bloomington Annexation Area

September 10, 2021

**IF ONLY AREA 4 IS ANNEXED**

| Expense Items                     | Year 1 |                 |        |                 | Year 2 |                 |        |                 | Year 3 |                 |        |                 | Year 4 |                 |        |                 |
|-----------------------------------|--------|-----------------|--------|-----------------|--------|-----------------|--------|-----------------|--------|-----------------|--------|-----------------|--------|-----------------|--------|-----------------|
|                                   | Number | Minimum Costs   | Number | Maximum Costs   | Number | Minimum Costs   | Number | Maximum Costs   | Number | Minimum Costs   | Number | Maximum Costs   | Number | Minimum Costs   | Number | Maximum Costs   |
| <b>Non Capital Expenses</b>       |        |                 |        |                 |        |                 |        |                 |        |                 |        |                 |        |                 |        |                 |
| Special Project Manager           | 0.02   | \$ 1,277        | 0.02   | \$ 1,277        | 0.02   | \$ 1,316        | 0.02   | \$ 1,316        | 0.02   | \$ 1,355        | 0.02   | \$ 1,355        | 0.02   | \$ 1,396        | 0.02   | \$ 1,396        |
| Administrative Assistant          | 0.02   | \$ 654          | 0.02   | \$ 654          | 0.02   | \$ 674          | 0.02   | \$ 674          | 0.02   | \$ 694          | 0.02   | \$ 694          | 0.02   | \$ 715          | 0.02   | \$ 715          |
| Training/Professional Dues        | 0.02   | \$ 12           | 0.02   | \$ 12           | 0.02   | \$ 13           | 0.02   | \$ 13           | 0.02   | \$ 13           | 0.02   | \$ 13           | 0.02   | \$ 13           | 0.02   | \$ 13           |
| Supplies                          | 0.02   | \$ 8            | 0.02   | \$ 8            | 0.02   | \$ 8            | 0.02   | \$ 8            | 0.02   | \$ 8            | 0.02   | \$ 8            | 0.02   | \$ 9            | 0.02   | \$ 9            |
| <b>Total Non Capital Expenses</b> |        | <b>\$ 1,952</b> |        | <b>\$ 1,952</b> |        | <b>\$ 2,010</b> |        | <b>\$ 2,010</b> |        | <b>\$ 2,070</b> |        | <b>\$ 2,070</b> |        | <b>\$ 2,133</b> |        | <b>\$ 2,133</b> |
| <b>Capital Expenses</b>           |        |                 |        |                 |        |                 |        |                 |        |                 |        |                 |        |                 |        |                 |
| Computer/Office Equip             | 0.01   | \$ 13           | 0.01   | \$ 26           | 0.01   | \$ 13           | 0.01   | \$ 26           | 0.01   | \$ 13           | 0.01   | \$ 26           | 0.00   | \$ -            | 0.00   | \$ -            |
| <b>Total Capital Expenses</b>     |        | <b>\$ 13</b>    |        | <b>\$ 26</b>    |        | <b>\$ 13</b>    |        | <b>\$ 26</b>    |        | <b>\$ 13</b>    |        | <b>\$ 26</b>    |        | <b>\$ -</b>     |        | <b>\$ -</b>     |
| <b>Total Non Cap/Capital Exp</b>  |        | <b>\$ 1,965</b> |        | <b>\$ 1,978</b> |        | <b>\$ 2,023</b> |        | <b>\$ 2,036</b> |        | <b>\$ 2,083</b> |        | <b>\$ 2,096</b> |        | <b>\$ 2,133</b> |        | <b>\$ 2,133</b> |

Note (1): Non capital expenses for Years 2, 3, and 4 assume a 3% increase due to cost of inflation.

**City of Bloomington - Annexation**

Projected Non-Capital & Capital Expenses  
 ITS Department - Area 4: Central Island Bloomington Annexation Area  
 September 10, 2021

**IF ONLY AREA 4 IS ANNEXED**

| Expense Items                     | Year 1 |                 |        |                 | Year 2 |                 |        |                 | Year 3 |                 |        |                 | Year 4 |                 |        |                 |
|-----------------------------------|--------|-----------------|--------|-----------------|--------|-----------------|--------|-----------------|--------|-----------------|--------|-----------------|--------|-----------------|--------|-----------------|
|                                   | Number | Minimum Costs   | Number | Maximum Costs   | Number | Minimum Costs   | Number | Maximum Costs   | Number | Minimum Costs   | Number | Maximum Costs   | Number | Minimum Costs   | Number | Maximum Costs   |
| <b>Non Capital Expenses</b>       |        |                 |        |                 |        |                 |        |                 |        |                 |        |                 |        |                 |        |                 |
| Tech Support Specialist           | 0.00   | \$ 337          | 0.01   | \$ 675          | 0.00   | \$ 695          | 0.01   | \$ 695          | 0.00   | \$ 716          | 0.01   | \$ 716          | 0.00   | \$ 737          | 0.01   | \$ 737          |
| Application Analyst               | 0.01   | \$ 819          | 0.01   | \$ 819          | 0.01   | \$ 844          | 0.01   | \$ 844          | 0.01   | \$ 869          | 0.01   | \$ 869          | 0.01   | \$ 895          | 0.01   | \$ 895          |
| GIS Specialist                    | 0.00   | \$ 361          | 0.01   | \$ 723          | 0.00   | \$ 745          | 0.01   | \$ 745          | 0.00   | \$ 767          | 0.01   | \$ 767          | 0.00   | \$ 790          | 0.01   | \$ 790          |
| Junior Systems/Network Admin      | 0      | \$ -            | 0      | \$ -            | 0.01   | \$ 723          | 0.01   | \$ 723          | 0.01   | \$ 745          | 0.01   | \$ 745          | 0.01   | \$ 767          | 0.01   | \$ 767          |
| Software Licenses & Maintenance   | 0.01   | \$ 4            | 0.01   | \$ 4            | 0.01   | \$ 150          | 0.01   | \$ 150          | 0.01   | \$ 150          | 0.01   | \$ 150          | 0.01   | \$ 150          | 0.01   | \$ 150          |
| Phone Service                     | 0.01   | \$ 9            | 0.01   | \$ 9            | 0.01   | \$ 9            | 0.01   | \$ 9            | 0.01   | \$ 9            | 0.01   | \$ 9            | 0.01   | \$ 9            | 0.01   | \$ 9            |
| New Facility Maintenance          | 0.01   | \$ 48           | 0.01   | \$ 48           | 0.01   | \$ 50           | 0.01   | \$ 50           | 0.01   | \$ 51           | 0.01   | \$ 51           | 0.01   | \$ 53           | 0.01   | \$ 53           |
| <b>Total Non Capital Expenses</b> |        | <b>\$ 1,579</b> |        | <b>\$ 2,278</b> |        | <b>\$ 3,215</b> |        | <b>\$ 3,215</b> |        | <b>\$ 3,307</b> |        | <b>\$ 3,307</b> |        | <b>\$ 3,401</b> |        | <b>\$ 3,401</b> |
| <b>Capital Expenses</b>           |        |                 |        |                 |        |                 |        |                 |        |                 |        |                 |        |                 |        |                 |
| Hardware (Tech) for Staff         | 0.003  | \$ 6            | 0.003  | \$ 6            | 0.003  | \$ 6            | 0.003  | \$ 6            | 0.003  | \$ 6            | 0.003  | \$ 6            | 0.000  | \$ -            | 0.000  | \$ -            |
| Existing Facility Improvements    | 0.003  | \$ 32           | 0.003  | \$ 64           | 0.003  | \$ 32           | 0.003  | \$ 64           | 0.003  | \$ 32           | 0.003  | \$ 64           | 0.000  | \$ -            | 0.000  | \$ -            |
| New Facility                      | 0.003  | \$ 96           | 0.003  | \$ 193          | 0.003  | \$ 96           | 0.003  | \$ 193          | 0.003  | \$ 96           | 0.003  | \$ 193          | 0.000  | \$ -            | 0.000  | \$ -            |
| <b>Total Capital Expenses</b>     |        | <b>\$ 135</b>   |        | <b>\$ 263</b>   |        | <b>\$ 135</b>   |        | <b>\$ 263</b>   |        | <b>\$ 135</b>   |        | <b>\$ 263</b>   |        | <b>\$ -</b>     |        | <b>\$ -</b>     |
| <b>Total Non Cap/Capital Exp</b>  |        | <b>\$ 1,714</b> |        | <b>\$ 2,541</b> |        | <b>\$ 3,350</b> |        | <b>\$ 3,478</b> |        | <b>\$ 3,442</b> |        | <b>\$ 3,570</b> |        | <b>\$ 3,401</b> |        | <b>\$ 3,401</b> |

Note (1): Non capital expenses for Years 2, 3, and 4 assume a 3% increase due to cost of inflation.

**City of Bloomington - Annexation**

Projected Non-Capital & Capital Expenses

Legal Department - Area 4: Central Island Bloomington Annexation Area

September 10, 2021

**IF ONLY AREA 4 IS ANNEXED**

| Expense Items                     | Year 1 |               |        |               | Year 2 |               |        |               | Year 3 |               |        |               | Year 4 |               |        |               |
|-----------------------------------|--------|---------------|--------|---------------|--------|---------------|--------|---------------|--------|---------------|--------|---------------|--------|---------------|--------|---------------|
|                                   | Number | Minimum Costs | Number | Maximum Costs | Number | Minimum Costs | Number | Maximum Costs | Number | Minimum Costs | Number | Maximum Costs | Number | Minimum Costs | Number | Maximum Costs |
| <b>Non Capital Expenses</b>       |        |               |        |               |        |               |        |               |        |               |        |               |        |               |        |               |
|                                   |        | \$ -          |        | \$ -          |        | \$ -          |        | \$ -          |        | \$ -          |        | \$ -          |        | \$ -          |        | \$ -          |
| <b>Total Non Capital Expenses</b> |        | \$ -          |        | \$ -          |        | \$ -          |        | \$ -          |        | \$ -          |        | \$ -          |        | \$ -          |        | \$ -          |
| <b>Capital Expenses</b>           |        |               |        |               |        |               |        |               |        |               |        |               |        |               |        |               |
|                                   |        |               |        |               |        |               |        |               |        |               |        |               |        |               |        |               |
| <b>Total Capital Expenses</b>     |        | \$ -          |        | \$ -          |        | \$ -          |        | \$ -          |        | \$ -          |        | \$ -          |        | \$ -          |        | \$ -          |
| <b>Total Non Cap/Capital Exp</b>  |        | \$ -          |        | \$ -          |        | \$ -          |        | \$ -          |        | \$ -          |        | \$ -          |        | \$ -          |        | \$ -          |

Note (1): Non capital expenses for Years 2, 3, and 4 assume a 3% increase due to cost of inflation.

**City of Bloomington - Annexation**

Projected Non-Capital & Capital Expenses

Mayor Department - Area 4: Central Island Bloomington Annexation Area

September 10, 2021

IF ONLY AREA 4 IS ANNEXED

| Expense Items                     | Year 1 |                 |        |                 | Year 2 |                 |        |                 | Year 3 |                 |        |                 | Year 4 |                 |        |                 |
|-----------------------------------|--------|-----------------|--------|-----------------|--------|-----------------|--------|-----------------|--------|-----------------|--------|-----------------|--------|-----------------|--------|-----------------|
|                                   | Number | Minimum Costs   | Number | Maximum Costs   | Number | Minimum Costs   | Number | Maximum Costs   | Number | Minimum Costs   | Number | Maximum Costs   | Number | Minimum Costs   | Number | Maximum Costs   |
| <b>Non Capital Expenses</b>       |        |                 |        |                 |        |                 |        |                 |        |                 |        |                 |        |                 |        |                 |
| New Employee                      | 0.01   | \$ 1,446        | 0.01   | \$ 1,446        | 0.01   | \$ 1,489        | 0.01   | \$ 1,489        | 0.01   | \$ 1,534        | 0.01   | \$ 1,534        | 0.01   | \$ 1,580        | 0.01   | \$ 1,580        |
| <b>Total Non Capital Expenses</b> |        | <b>\$ 1,446</b> |        | <b>\$ 1,446</b> |        | <b>\$ 1,489</b> |        | <b>\$ 1,489</b> |        | <b>\$ 1,534</b> |        | <b>\$ 1,534</b> |        | <b>\$ 1,580</b> |        | <b>\$ 1,580</b> |
| <b>Capital Expenses</b>           |        |                 |        |                 |        |                 |        |                 |        |                 |        |                 |        |                 |        |                 |
|                                   |        |                 |        |                 |        |                 |        |                 |        |                 |        |                 |        |                 |        |                 |
| <b>Total Capital Expenses</b>     |        | <b>\$ -</b>     |        | <b>\$ -</b>     |        | <b>\$ -</b>     |        | <b>\$ -</b>     |        | <b>\$ -</b>     |        | <b>\$ -</b>     |        | <b>\$ -</b>     |        | <b>\$ -</b>     |
| <b>Total Non Cap/Capital Exp</b>  |        | <b>\$ 1,446</b> |        | <b>\$ 1,446</b> |        | <b>\$ 1,489</b> |        | <b>\$ 1,489</b> |        | <b>\$ 1,534</b> |        | <b>\$ 1,534</b> |        | <b>\$ 1,580</b> |        | <b>\$ 1,580</b> |



**City of Bloomington - Annexation**

Projected Non-Capital & Capital Expenses

Parks Department - Area 4: Central Island Bloomington Annexation Area

September 10, 2021

**IF ONLY AREA 4 IS ANNEXED**

| Expense Items                     | Year 1 |                  |        |                  | Year 2 |                  |        |                  | Year 3 |                  |        |                  | Year 4 |                 |        |                 |
|-----------------------------------|--------|------------------|--------|------------------|--------|------------------|--------|------------------|--------|------------------|--------|------------------|--------|-----------------|--------|-----------------|
|                                   | Number | Minimum Costs    | Number | Maximum Costs    | Number | Minimum Costs    | Number | Maximum Costs    | Number | Minimum Costs    | Number | Maximum Costs    | Number | Minimum Costs   | Number | Maximum Costs   |
| <b>Non Capital Expenses</b>       |        |                  |        |                  |        |                  |        |                  |        |                  |        |                  |        |                 |        |                 |
| Seasonal Employee                 | 0.02   | \$ 623           | 0.07   | \$ 2,491         | 0.02   | \$ 641           | 0.07   | \$ 2,565         | 0.02   | \$ 661           | 0.07   | \$ 2,642         | 0.02   | \$ 680          | 0.07   | \$ 2,722        |
| Full Time Staff                   | 0.01   | \$ 406           | 0.01   | \$ 406           | 0.01   | \$ 418           | 0.01   | \$ 418           | 0.01   | \$ 430           | 0.01   | \$ 430           | 0.01   | \$ 443          | 0.01   | \$ 443          |
| Labor - Grounds & Facilities      | 0.01   | \$ 217           | 0.01   | \$ 651           | 0.01   | \$ 223           | 0.01   | \$ 671           | 0.01   | \$ 230           | 0.01   | \$ 691           | 0.01   | \$ 237          | 0.01   | \$ 711          |
| Supplies - Grounds & Facilities   | 0.01   | \$ 87            | 0.01   | \$ 261           | 0.01   | \$ 90            | 0.01   | \$ 269           | 0.01   | \$ 92            | 0.01   | \$ 277           | 0.01   | \$ 95           | 0.01   | \$ 285          |
| Miscellaneous                     | 0.01   | \$ 20            | 0.01   | \$ 59            | 0.01   | \$ 20            | 0.01   | \$ 60            | 0.01   | \$ 21            | 0.01   | \$ 62            | 0.01   | \$ 21           | 0.01   | \$ 64           |
| <b>Total Non Capital Expenses</b> |        | <b>\$ 1,352</b>  |        | <b>\$ 3,867</b>  |        | <b>\$ 1,392</b>  |        | <b>\$ 3,983</b>  |        | <b>\$ 1,434</b>  |        | <b>\$ 4,103</b>  |        | <b>\$ 1,477</b> |        | <b>\$ 4,226</b> |
| <b>Capital Expenses</b>           |        |                  |        |                  |        |                  |        |                  |        |                  |        |                  |        |                 |        |                 |
| Parks/Trails/Enhancements         | 0.14   | \$ 8,748         | 0.33   | \$ 21,330        | 0.14   | \$ 8,748         | 0.33   | \$ 21,330        | 0.14   | \$ 8,748         | 0.33   | \$ 21,330        | 0.00   | \$ -            | 0.00   | \$ -            |
| <b>Total Capital Expenses</b>     |        | <b>\$ 8,748</b>  |        | <b>\$ 21,330</b> |        | <b>\$ 8,748</b>  |        | <b>\$ 21,330</b> |        | <b>\$ 8,748</b>  |        | <b>\$ 21,330</b> |        | <b>\$ -</b>     |        | <b>\$ -</b>     |
| <b>Total Non Cap/Capital Exp</b>  |        | <b>\$ 10,100</b> |        | <b>\$ 25,197</b> |        | <b>\$ 10,140</b> |        | <b>\$ 25,313</b> |        | <b>\$ 10,182</b> |        | <b>\$ 25,433</b> |        | <b>\$ 1,477</b> |        | <b>\$ 4,226</b> |

Note (1): Non capital expenses for Years 2, 3, and 4 assume a 3% increase due to cost of inflation.

**City of Bloomington - Annexation**

Projected Non-Capital & Capital Expenses

Planning Department - Area 4: Central Island Bloomington Annexation Area

September 10, 2021

IF ONLY AREA 4 IS ANNEXED

| Expense Items                                  | Year 1 |               |        |               | Year 2 |               |        |               | Year 3 |               |        |               | Year 4 |               |        |               |
|--|--------|---------------|--------|---------------|--------|---------------|--------|---------------|--------|---------------|--------|---------------|--------|---------------|--------|---------------|
|  | Number | Minimum Costs | Number | Maximum Costs | Number | Minimum Costs | Number | Maximum Costs | Number | Minimum Costs | Number | Maximum Costs | Number | Minimum Costs | Number | Maximum Costs |
| <b>Non Capital Expenses</b>                    |        |               |        |               |        |               |        |               |        |               |        |               |        |               |        |               |
| Development Services (DS) - Zoning Planner (1) | 0.00   | \$ -          | 0.00   | \$ -          | 0.00   | \$ -          | 0.00   | \$ -          | 0.00   | \$ -          | 0.00   | \$ -          | 0.00   | \$ -          | 0.00   | \$ -          |
| (DS) - Senior Zoning Planner (1)               | 0.00   | \$ -          | 0.00   | \$ -          | 0.00   | \$ -          | 0.00   | \$ -          | 0.00   | \$ -          | 0.00   | \$ -          | 0.00   | \$ -          | 0.00   | \$ -          |
| (DS) - Zoning Compliance Planner (1)           | 0.00   | \$ -          | 0.00   | \$ -          | 0.00   | \$ -          | 0.00   | \$ -          | 0.00   | \$ -          | 0.00   | \$ -          | 0.00   | \$ -          | 0.00   | \$ -          |
| Miscellaneous                                  | 0.00   | \$ -          | 0.00   | \$ -          | 0.00   | \$ -          | 0.00   | \$ -          | 0.00   | \$ -          | 0.00   | \$ -          | 0.00   | \$ -          | 0.00   | \$ -          |
| <b>Total Non Capital Expenses</b>              |        | \$ -          |        | \$ -          |        | \$ -          |        | \$ -          |        | \$ -          |        | \$ -          |        | \$ -          |        | \$ -          |
| <b>Capital Expenses</b>                        |        |               |        |               |        |               |        |               |        |               |        |               |        |               |        |               |
| Zoning New Land Mass                           | 0.00   | \$ -          | 0.00   | \$ -          |        |               |        |               |        |               |        |               |        |               |        |               |
| Database                                       | 0.00   | \$ -          | 0.00   | \$ -          |        |               |        |               |        |               |        |               |        |               |        |               |
| <b>Total Capital Expenses</b>                  |        | \$ -          |        | \$ -          |        | \$ -          |        | \$ -          |        | \$ -          |        | \$ -          |        | \$ -          |        | \$ -          |
| <b>Total Non Cap/Capital Exp</b>               |        | \$ -          |        | \$ -          |        | \$ -          |        | \$ -          |        | \$ -          |        | \$ -          |        | \$ -          |        | \$ -          |

Note (1): Non capital expenses for Years 2, 3, and 4 assume a 3% increase due to cost of inflation.

**City of Bloomington - Annexation**

Projected Non-Capital & Capital Expenses

Police Department (SWORN) - Area 4: Central Island Bloomington Annexation Area

September 10, 2021

**IF ONLY AREA 4 IS ANNEXED**

| Expense Items                     | Year 1 |                  |        |                   | Year 2 |                  |        |                   | Year 3 |                  |        |                   | Year 4 |                  |        |                  |
|-----------------------------------|--------|------------------|--------|-------------------|--------|------------------|--------|-------------------|--------|------------------|--------|-------------------|--------|------------------|--------|------------------|
|                                   | Number | Minimum Costs    | Number | Maximum Costs     | Number | Minimum Costs    | Number | Maximum Costs     | Number | Minimum Costs    | Number | Maximum Costs     | Number | Minimum Costs    | Number | Maximum Costs    |
| <b>Non Capital Expenses</b>       |        |                  |        |                   |        |                  |        |                   |        |                  |        |                   |        |                  |        |                  |
| Sworn Officer                     | 0.35   | \$ 30,304        | 0.50   | \$ 43,435         | 0.35   | \$ 31,213        | 0.50   | \$ 44,738         | 0.35   | \$ 32,149        | 0.50   | \$ 46,080         | 0.35   | \$ 33,113        | 0.50   | \$ 47,463        |
| Sworn Detective                   | 0.14   | \$ 12,067        | 0.25   | \$ 22,123         | 0.14   | \$ 12,429        | 0.25   | \$ 22,787         | 0.14   | \$ 12,802        | 0.25   | \$ 23,471         | 0.14   | \$ 13,186        | 0.25   | \$ 24,175        |
| Sworn Sergeant                    | 0.15   | \$ 14,748        | 0.25   | \$ 24,580         | 0.15   | \$ 15,190        | 0.25   | \$ 25,317         | 0.15   | \$ 15,646        | 0.25   | \$ 26,077         | 0.15   | \$ 16,116        | 0.25   | \$ 26,859        |
| Sworn Lieutenant                  | 0.00   | \$ -             | 0.00   | \$ -              | 0.00   | \$ -             | 0.00   | \$ -              | 0.00   | \$ -             | 0.00   | \$ -              | 0.00   | \$ -             | 0.00   | \$ -             |
| Sworn Administrator - Captain     | 0.00   | \$ -             | 0.00   | \$ -              | 0.00   | \$ -             | 0.00   | \$ -              | 0.00   | \$ -             | 0.00   | \$ -              | 0.00   | \$ -             | 0.00   | \$ -             |
| <b>Total Non Capital Expenses</b> |        | <b>\$ 57,119</b> |        | <b>\$ 90,138</b>  |        | <b>\$ 58,832</b> |        | <b>\$ 92,843</b>  |        | <b>\$ 60,597</b> |        | <b>\$ 95,628</b>  |        | <b>\$ 62,415</b> |        | <b>\$ 98,497</b> |
| <b>Capital Expenses</b>           |        |                  |        |                   |        |                  |        |                   |        |                  |        |                   |        |                  |        |                  |
| MDT                               | 0.16   | \$ 446           | 0.26   | \$ 723            | 0.16   | \$ 446           | 0.26   | \$ 723            | 0.16   | \$ 446           | 0.26   | \$ 723            | 0.00   | \$ -             | 0.00   | \$ -             |
| Mobile Radio                      | 0.16   | \$ 478           | 0.26   | \$ 775            | 0.16   | \$ 478           | 0.26   | \$ 775            | 0.16   | \$ 478           | 0.26   | \$ 775            | 0.00   | \$ -             | 0.00   | \$ -             |
| Car Equipment                     | 0.16   | \$ 797           | 0.26   | \$ 1,292          | 0.16   | \$ 797           | 0.26   | \$ 1,292          | 0.16   | \$ 797           | 0.26   | \$ 1,292          | 0.00   | \$ -             | 0.00   | \$ -             |
| Car Build-out                     | 0.16   | \$ 159           | 0.26   | \$ 258            | 0.16   | \$ 159           | 0.26   | \$ 258            | 0.16   | \$ 159           | 0.26   | \$ 258            | 0.00   | \$ -             | 0.00   | \$ -             |
| Cradlepoints/Atennas/Cables       | 0.16   | \$ 319           | 0.26   | \$ 517            | 0.16   | \$ 319           | 0.26   | \$ 517            | 0.16   | \$ 319           | 0.26   | \$ 517            | 0.00   | \$ -             | 0.00   | \$ -             |
| Computer                          | 0.10   | \$ 157           | 0.17   | \$ 267            | 0.10   | \$ 157           | 0.17   | \$ 267            | 0.10   | \$ 157           | 0.17   | \$ 267            | 0.00   | \$ -             | 0.00   | \$ -             |
| Patrol Cars                       | 0.16   | \$ 4,463         | 0.26   | \$ 7,233          | 0.16   | \$ 4,463         | 0.26   | \$ 7,233          | 0.16   | \$ 4,463         | 0.26   | \$ 7,233          | 0.00   | \$ -             | 0.00   | \$ -             |
| Stop Sticks                       | 0.06   | \$ 32            | 0.09   | \$ 46             | 0.06   | \$ 32            | 0.09   | \$ 46             | 0.06   | \$ 32            | 0.09   | \$ 46             | 0.00   | \$ -             | 0.00   | \$ -             |
| Vehicle Wrap                      | 0.06   | \$ 48            | 0.09   | \$ 69             | 0.06   | \$ 48            | 0.09   | \$ 69             | 0.06   | \$ 48            | 0.09   | \$ 69             | 0.00   | \$ -             | 0.00   | \$ -             |
| AEDs (Defibrilators)              | 0.06   | \$ 134           | 0.09   | \$ 193            | 0.06   | \$ 134           | 0.09   | \$ 193            | 0.06   | \$ 134           | 0.09   | \$ 193            | 0.00   | \$ -             | 0.00   | \$ -             |
| Misc Car Equipment                | 0.06   | \$ 13            | 0.09   | \$ 18             | 0.06   | \$ 13            | 0.09   | \$ 18             | 0.06   | \$ 13            | 0.09   | \$ 18             | 0.00   | \$ -             | 0.00   | \$ -             |
| Body Cams/Licensing               | 0.12   | \$ 233           | 0.17   | \$ 333            | 0.12   | \$ 233           | 0.17   | \$ 333            | 0.12   | \$ 233           | 0.17   | \$ 333            | 0.00   | \$ -             | 0.00   | \$ -             |
| Officer Gear                      | 0.12   | \$ 1,012         | 0.17   | \$ 1,450          | 0.12   | \$ 1,012         | 0.17   | \$ 1,450          | 0.12   | \$ 1,012         | 0.17   | \$ 1,450          | 0.00   | \$ -             | 0.00   | \$ -             |
| Building/Office Space             | 0.12   | \$ 892           | 0.17   | \$ 1,278          | 0.12   | \$ 892           | 0.17   | \$ 1,278          | 0.12   | \$ 892           | 0.17   | \$ 1,278          | 0.00   | \$ -             | 0.00   | \$ -             |
| Cell Phone                        | 0.10   | \$ 19            | 0.17   | \$ 33             | 0.10   | \$ 19            | 0.17   | \$ 33             | 0.10   | \$ 19            | 0.17   | \$ 33             | 0.00   | \$ -             | 0.00   | \$ -             |
| Laptop                            | 0.00   | \$ -             | 0.00   | \$ -              | 0.00   | \$ -             | 0.00   | \$ -              | 0.00   | \$ -             | 0.00   | \$ -              | 0.00   | \$ -             | 0.00   | \$ -             |
| Interceptor SUV                   | 0.00   | \$ -             | 0.00   | \$ -              | 0.00   | \$ -             | 0.00   | \$ -              | 0.00   | \$ -             | 0.00   | \$ -              | 0.00   | \$ -             | 0.00   | \$ -             |
| Officer Furniture                 | 0.02   | \$ 4             | 0.03   | \$ 6              | 0.02   | \$ 4             | 0.03   | \$ 6              | 0.02   | \$ 4             | 0.03   | \$ 6              | 0.00   | \$ -             | 0.00   | \$ -             |
| Detective Furniture               | 0.05   | \$ 66            | 0.08   | \$ 121            | 0.05   | \$ 66            | 0.08   | \$ 121            | 0.05   | \$ 66            | 0.08   | \$ 121            | 0.00   | \$ -             | 0.00   | \$ -             |
| Sergeant Furniture                | 0.03   | \$ 26            | 0.06   | \$ 44             | 0.03   | \$ 26            | 0.06   | \$ 44             | 0.03   | \$ 26            | 0.06   | \$ 44             | 0.00   | \$ -             | 0.00   | \$ -             |
| Lieutenant Furniture              | 0.00   | \$ -             | 0.00   | \$ -              | 0.00   | \$ -             | 0.00   | \$ -              | 0.00   | \$ -             | 0.00   | \$ -              | 0.00   | \$ -             | 0.00   | \$ -             |
| Admin Furniture                   | 0.00   | \$ -             | 0.00   | \$ -              | 0.00   | \$ -             | 0.00   | \$ -              | 0.00   | \$ -             | 0.00   | \$ -              | 0.00   | \$ -             | 0.00   | \$ -             |
| <b>Total Capital Expenses</b>     |        | <b>\$ 9,299</b>  |        | <b>\$ 14,656</b>  |        | <b>\$ 9,299</b>  |        | <b>\$ 14,656</b>  |        | <b>\$ 9,299</b>  |        | <b>\$ 14,656</b>  |        | <b>\$ -</b>      |        | <b>\$ -</b>      |
| <b>Total Non Cap/Capital Exp</b>  |        | <b>\$ 66,418</b> |        | <b>\$ 104,794</b> |        | <b>\$ 68,131</b> |        | <b>\$ 107,498</b> |        | <b>\$ 69,896</b> |        | <b>\$ 110,284</b> |        | <b>\$ 62,415</b> |        | <b>\$ 98,497</b> |

Note (1): Non capital expenses for Years 2, 3, and 4 assume a 3% increase due to cost of inflation.

**City of Bloomington - Annexation**

Projected Non-Capital & Capital Expenses  
 Police Department (CIVILIAN) - Area 4: Central Island Bloomington Annexation Area  
 September 10, 2021

IF ONLY AREA 4 IS ANNEXED

| Expense Items                     | Year 1 |               |        |               | Year 2 |               |        |               | Year 3 |               |        |               | Year 4 |               |        |               |
|-----------------------------------|--------|---------------|--------|---------------|--------|---------------|--------|---------------|--------|---------------|--------|---------------|--------|---------------|--------|---------------|
|                                   | Number | Minimum Costs | Number | Maximum Costs | Number | Minimum Costs | Number | Maximum Costs | Number | Minimum Costs | Number | Maximum Costs | Number | Minimum Costs | Number | Maximum Costs |
| <b>Non Capital Expenses</b>       |        |               |        |               |        |               |        |               |        |               |        |               |        |               |        |               |
| Civilian Records Clerk            | 0.00   | \$ -          | 0.00   | \$ -          | 0.00   | \$ -          | 0.00   | \$ -          | 0.00   | \$ -          | 0.00   | \$ -          | 0.00   | \$ -          | 0.00   | \$ -          |
| Civilian Comm Service Specialist  | 0.00   | \$ -          | 0.00   | \$ -          | 0.00   | \$ -          | 0.00   | \$ -          | 0.00   | \$ -          | 0.00   | \$ -          | 0.00   | \$ -          | 0.00   | \$ -          |
| Civilian Evidence Technician      | 0.00   | \$ -          | 0.00   | \$ -          | 0.00   | \$ -          | 0.00   | \$ -          | 0.00   | \$ -          | 0.00   | \$ -          | 0.00   | \$ -          | 0.00   | \$ -          |
| Civilian Social Worker            | 0.00   | \$ -          | 0.00   | \$ -          | 0.00   | \$ -          | 0.00   | \$ -          | 0.00   | \$ -          | 0.00   | \$ -          | 0.00   | \$ -          | 0.00   | \$ -          |
| Civilian Admin - Office Manager   | 0.00   | \$ -          | 0.00   | \$ -          | 0.00   | \$ -          | 0.00   | \$ -          | 0.00   | \$ -          | 0.00   | \$ -          | 0.00   | \$ -          | 0.00   | \$ -          |
| <b>Total Non Capital Expenses</b> |        | \$ -          |        | \$ -          |        | \$ -          |        | \$ -          |        | \$ -          |        | \$ -          |        | \$ -          |        | \$ -          |
| <b>Capital Expenses</b>           |        |               |        |               |        |               |        |               |        |               |        |               |        |               |        |               |
| Desktop Computer                  | 0.00   | \$ -          | 0.00   | \$ -          |        |               |        |               |        |               |        |               |        |               |        |               |
| Evidence Tech Computer            | 0.00   | \$ -          | 0.00   | \$ -          |        |               |        |               |        |               |        |               |        |               |        |               |
| Laptop Computer                   | 0.00   | \$ -          | 0.00   | \$ -          |        |               |        |               |        |               |        |               |        |               |        |               |
| Headset                           | 0.00   | \$ -          | 0.00   | \$ -          |        |               |        |               |        |               |        |               |        |               |        |               |
| OnBase Licensing (Workflow)       | 0.00   | \$ -          | 0.00   | \$ -          |        |               |        |               |        |               |        |               |        |               |        |               |
| Building/Office Space             | 0.00   | \$ -          | 0.00   | \$ -          |        |               |        |               |        |               |        |               |        |               |        |               |
| Comm Service Furniture            | 0.00   | \$ -          | 0.00   | \$ -          |        |               |        |               |        |               |        |               |        |               |        |               |
| Evidence Tech Furniture           | 0.00   | \$ -          | 0.00   | \$ -          |        |               |        |               |        |               |        |               |        |               |        |               |
| Social Worker Furniture           | 0.00   | \$ -          | 0.00   | \$ -          |        |               |        |               |        |               |        |               |        |               |        |               |
| Admin Furniture                   | 0.00   | \$ -          | 0.00   | \$ -          |        |               |        |               |        |               |        |               |        |               |        |               |
| Comm Serv/Social Worker Uniform   | 0.00   | \$ -          | 0.00   | \$ -          |        |               |        |               |        |               |        |               |        |               |        |               |
| Cell Phone                        | 0.00   | \$ -          | 0.00   | \$ -          |        |               |        |               |        |               |        |               |        |               |        |               |
| Portable Radio                    | 0.00   | \$ -          | 0.00   | \$ -          |        |               |        |               |        |               |        |               |        |               |        |               |
| Interceptor SUV                   | 0.00   | \$ -          | 0.00   | \$ -          |        |               |        |               |        |               |        |               |        |               |        |               |
| Car Equipment                     | 0.00   | \$ -          | 0.00   | \$ -          |        |               |        |               |        |               |        |               |        |               |        |               |
| Car Build-Out                     | 0.00   | \$ -          | 0.00   | \$ -          |        |               |        |               |        |               |        |               |        |               |        |               |
| Cradlepoints/Antennas/Cables      | 0.00   | \$ -          | 0.00   | \$ -          |        |               |        |               |        |               |        |               |        |               |        |               |
| AED (Defibrillator)               | 0.00   | \$ -          | 0.00   | \$ -          |        |               |        |               |        |               |        |               |        |               |        |               |
| Misc Car Equipment                | 0.00   | \$ -          | 0.00   | \$ -          |        |               |        |               |        |               |        |               |        |               |        |               |
| MDT                               | 0.00   | \$ -          | 0.00   | \$ -          |        |               |        |               |        |               |        |               |        |               |        |               |
| Mobile Radio                      | 0.00   | \$ -          | 0.00   | \$ -          |        |               |        |               |        |               |        |               |        |               |        |               |
| Vehicle Wrap                      | 0.00   | \$ -          | 0.00   | \$ -          |        |               |        |               |        |               |        |               |        |               |        |               |
| Evidence Tech Vehicle             | 0.00   | \$ -          | 0.00   | \$ -          |        |               |        |               |        |               |        |               |        |               |        |               |
| Evidence Tech Uniform             | 0.00   | \$ -          | 0.00   | \$ -          |        |               |        |               |        |               |        |               |        |               |        |               |
| Social Worker Vehicle             | 0.00   | \$ -          | 0.00   | \$ -          |        |               |        |               |        |               |        |               |        |               |        |               |
| <b>Total Capital Expenses</b>     |        | \$ -          |        | \$ -          |        | \$ -          |        | \$ -          |        | \$ -          |        | \$ -          |        | \$ -          |        | \$ -          |
| <b>Total Non Cap/Capital Exp</b>  |        | \$ -          |        | \$ -          |        | \$ -          |        | \$ -          |        | \$ -          |        | \$ -          |        | \$ -          |        | \$ -          |

Note (1): Non capital expenses for Years 2, 3, and 4 assume a 3% increase due to cost of inflation.

**City of Bloomington - Annexation**

Projected Non-Capital & Capital Expenses

Public Works Department - Area 4: Central Island Bloomington Annexation Area

September 10, 2021

**IF ONLY AREA 4 IS ANNEXED**

| Expense Items                        | Year 1 |                   |        |                   | Year 2 |                   |        |                   | Year 3 |                   |        |                   | Year 4 |                  |        |                   |
|--------------------------------------|--------|-------------------|--------|-------------------|--------|-------------------|--------|-------------------|--------|-------------------|--------|-------------------|--------|------------------|--------|-------------------|
|                                      | Number | Minimum Costs     | Number | Maximum Costs     | Number | Minimum Costs     | Number | Maximum Costs     | Number | Minimum Costs     | Number | Maximum Costs     | Number | Minimum Costs    | Number | Maximum Costs     |
| <b>Non Capital Expenses</b>          |        |                   |        |                   |        |                   |        |                   |        |                   |        |                   |        |                  |        |                   |
| Admin - Deputy Director              | 0.00   | \$ 530            | 0.01   | \$ 1,060          | 0.00   | \$ 546            | 0.01   | \$ 1,092          | 0.00   | \$ 562            | 0.01   | \$ 1,125          | 0.00   | \$ 579           | 0.01   | \$ 1,158          |
| Animal Control Officers              | 0.09   | \$ 4,323          | 0.09   | \$ 4,323          | 0.09   | \$ 4,452          | 0.09   | \$ 4,452          | 0.09   | \$ 4,586          | 0.09   | \$ 4,586          | 0.09   | \$ 4,723         | 0.09   | \$ 4,723          |
| Animal Control Secretary             | 0.03   | \$ 1,128          | 0.03   | \$ 1,128          | 0.03   | \$ 1,162          | 0.03   | \$ 1,162          | 0.03   | \$ 1,197          | 0.03   | \$ 1,197          | 0.03   | \$ 1,233         | 0.03   | \$ 1,233          |
| Animal Control Training              | 0.03   | \$ 180            | 0.03   | \$ 180            | 0.03   | \$ 185            | 0.03   | \$ 185            | 0.03   | \$ 191            | 0.03   | \$ 191            | 0.03   | \$ 196           | 0.03   | \$ 196            |
| Animal Control OT/On-Call Pay        | 0.03   | \$ 150            | 0.03   | \$ 150            | 0.03   | \$ 154            | 0.03   | \$ 154            | 0.03   | \$ 159            | 0.03   | \$ 159            | 0.03   | \$ 164           | 0.03   | \$ 164            |
| Animal Control Uniforms/Safety Vests | 0.06   | \$ 78             | 0.06   | \$ 78             | 0.06   | \$ 80             | 0.06   | \$ 80             | 0.06   | \$ 83             | 0.06   | \$ 83             | 0.06   | \$ 85            | 0.06   | \$ 85             |
| Animal Control Interlocal            | 0.03   | \$ 3,513          | 0.03   | \$ 3,513          | 0.03   | \$ 3,619          | 0.03   | \$ 3,619          | 0.03   | \$ 3,727          | 0.03   | \$ 3,727          | 0.03   | \$ 3,839         | 0.03   | \$ 3,839          |
| Facilities Maintenance Custodian     | 0.00   | \$ -              | 0.01   | \$ 530            | 0.00   | \$ -              | 0.01   | \$ 546            | 0.00   | \$ -              | 0.01   | \$ 562            | 0.00   | \$ -             | 0.01   | \$ 579            |
| Fleet Maintenance Mechanic           | 0.01   | \$ 723            | 0.02   | \$ 1,446          | 0.01   | \$ 745            | 0.02   | \$ 1,489          | 0.01   | \$ 767            | 0.02   | \$ 1,534          | 0.01   | \$ 790           | 0.02   | \$ 1,580          |
| Street MEO FTE's                     | 0.19   | \$ 12,461         | 0.31   | \$ 20,768         | 0.19   | \$ 12,835         | 0.31   | \$ 21,391         | 0.19   | \$ 13,220         | 0.31   | \$ 22,033         | 0.19   | \$ 13,616        | 0.31   | \$ 22,694         |
| Sanitation MEO FTE's                 | 0.00   | \$ -              | 0.00   | \$ -              | 0.00   | \$ -              | 0.00   | \$ -              | 0.00   | \$ -              | 0.00   | \$ -              | 0.00   | \$ -             | 0.00   | \$ -              |
| Street Lane Markings                 | 0.30   | \$ 7,500          | 0.30   | \$ 7,500          | 0.30   | \$ 7,725          | 0.30   | \$ 7,725          | 0.30   | \$ 7,957          | 0.30   | \$ 7,957          | 0.30   | \$ 8,195         | 0.30   | \$ 8,195          |
| Street Sweeping Disposal             | 0.30   | \$ 1,500          | 0.30   | \$ 1,500          | 0.30   | \$ 1,545          | 0.30   | \$ 1,545          | 0.30   | \$ 1,591          | 0.30   | \$ 1,591          | 0.30   | \$ 1,639         | 0.30   | \$ 1,639          |
| Street Annual Signal Maintenance     | 0.30   | \$ 3,000          | 0.30   | \$ 3,000          | 0.30   | \$ 3,090          | 0.30   | \$ 3,090          | 0.30   | \$ 3,183          | 0.30   | \$ 3,183          | 0.30   | \$ 3,278         | 0.30   | \$ 3,278          |
| Street Lighting Energy & Maint       | 10.60  | \$ 1,869          | 12.47  | \$ 2,199          | 10.60  | \$ 1,925          | 12.47  | \$ 2,265          | 10.60  | \$ 1,983          | 12.47  | \$ 2,332          | 10.60  | \$ 2,042         | 12.47  | \$ 2,402          |
| Street Snow Events                   | 0.25   | \$ 3,125          | 0.38   | \$ 4,688          | 0.25   | \$ 3,219          | 0.38   | \$ 4,828          | 0.25   | \$ 3,315          | 0.38   | \$ 4,973          | 0.25   | \$ 3,415         | 0.38   | \$ 5,122          |
| <b>Total Non Capital Expenses</b>    |        | <b>\$ 40,079</b>  |        | <b>\$ 52,061</b>  |        | <b>\$ 41,281</b>  |        | <b>\$ 53,623</b>  |        | <b>\$ 42,520</b>  |        | <b>\$ 55,232</b>  |        | <b>\$ 43,795</b> |        | <b>\$ 56,889</b>  |
| <b>Capital Expenses</b>              |        |                   |        |                   |        |                   |        |                   |        |                   |        |                   |        |                  |        |                   |
| Street Lighting Equip Costs (1)      | 3.533  | \$ 8,602          | 4.156  | \$ 10,120         | 3.533  | \$ 8,602          | 4.156  | \$ 10,120         | 3.533  | \$ 8,602          | 4.156  | \$ 10,120         | 0.000  | \$ -             | 0.000  | \$ -              |
| Animal Control Vehicles              | 0.010  | \$ 449            | 0.010  | \$ 449            | 0.010  | \$ 449            | 0.010  | \$ 449            | 0.010  | \$ 449            | 0.010  | \$ 449            | 0.000  | \$ -             | 0.000  | \$ -              |
| Animal Capture & Handling Equip      | 0.010  | \$ 12             | 0.010  | \$ 12             | 0.010  | \$ 12             | 0.010  | \$ 12             | 0.010  | \$ 12             | 0.010  | \$ 12             | 0.000  | \$ -             | 0.000  | \$ -              |
| Animal Control Livestock Trailer     | 0.010  | \$ 12             | 0.010  | \$ 12             | 0.010  | \$ 12             | 0.010  | \$ 12             | 0.010  | \$ 12             | 0.010  | \$ 12             | 0.000  | \$ -             | 0.000  | \$ -              |
| Facilities Maintenance Vehicle       | 0.003  | \$ 112            | 0.003  | \$ 112            | 0.003  | \$ 112            | 0.003  | \$ 112            | 0.003  | \$ 112            | 0.003  | \$ 112            | 0.000  | \$ -             | 0.000  | \$ -              |
| Fleet Maintenance Garage             | 0.003  | \$ 964            | 0.003  | \$ 3,213          | 0.003  | \$ 964            | 0.003  | \$ 3,213          | 0.003  | \$ 964            | 0.003  | \$ 3,213          | 0.000  | \$ -             | 0.000  | \$ -              |
| Street Tandem Dump Truck             | 0.063  | \$ 12,500         | 0.104  | \$ 20,833         | 0.063  | \$ 12,500         | 0.104  | \$ 20,833         | 0.063  | \$ 12,500         | 0.104  | \$ 20,833         | 0.000  | \$ -             | 0.000  | \$ -              |
| Street Leaffer                       | 0.022  | \$ 1,556          | 0.067  | \$ 4,667          | 0.022  | \$ 1,556          | 0.067  | \$ 4,667          | 0.022  | \$ 1,556          | 0.067  | \$ 4,667          | 0.000  | \$ -             | 0.000  | \$ -              |
| Street Sweeper                       | 0.000  | \$ -              | 0.010  | \$ 2,083          | 0.000  | \$ -              | 0.010  | \$ 2,083          | 0.000  | \$ -              | 0.010  | \$ 2,083          | 0.000  | \$ -             | 0.000  | \$ -              |
| Street Mill Work (Number = Miles)    | 0.255  | \$ 12,750         | 0.255  | \$ 12,750         | 0.255  | \$ 13,133         | 0.255  | \$ 13,133         | 0.255  | \$ 13,526         | 0.255  | \$ 13,526         | 0.255  | \$ 13,932        | 0.255  | \$ 13,932         |
| Street Resurface (Number = Miles)    | 0.255  | \$ 31,059         | 0.255  | \$ 31,059         | 0.255  | \$ 31,991         | 0.255  | \$ 31,991         | 0.255  | \$ 32,950         | 0.255  | \$ 32,950         | 0.255  | \$ 33,939        | 0.255  | \$ 33,939         |
| Sanitation Trucks                    | 0.000  | \$ -              | 0.000  | \$ -              | 0.000  | \$ -              | 0.000  | \$ -              | 0.000  | \$ -              | 0.000  | \$ -              | 0.000  | \$ -             | 0.000  | \$ -              |
| Sanitation Trash/Recycling Carts     | 128.33 | \$ 6,417          | 128.33 | \$ 6,417          | 128.33 | \$ 6,417          | 128.33 | \$ 6,417          | 128.33 | \$ 6,417          | 128.33 | \$ 6,417          | 0.00   | \$ -             | 0.00   | \$ -              |
| <b>Total Capital Expenses</b>        |        | <b>\$ 74,432</b>  |        | <b>\$ 91,727</b>  |        | <b>\$ 75,747</b>  |        | <b>\$ 93,041</b>  |        | <b>\$ 77,100</b>  |        | <b>\$ 94,395</b>  |        | <b>\$ 47,871</b> |        | <b>\$ 47,871</b>  |
| <b>Total Non Cap/Capital Exp</b>     |        | <b>\$ 114,511</b> |        | <b>\$ 143,788</b> |        | <b>\$ 117,028</b> |        | <b>\$ 146,664</b> |        | <b>\$ 119,620</b> |        | <b>\$ 149,627</b> |        | <b>\$ 91,666</b> |        | <b>\$ 104,760</b> |

Note (1): Non capital expenses for Years 2, 3, and 4 assume a 3% increase due to cost of inflation.

**City of Bloomington - Annexation**

Projected Non-Capital & Capital Expenses

Transit Department - Area 4: Central Island Bloomington Annexation Area

September 10, 2021

**IF ONLY AREA 4 IS ANNEXED**

| Expense Items                            | Year 1 |                 |        |                 | Year 2 |                 |        |                 | Year 3 |                 |        |                 | Year 4 |                 |        |                 |
|--|--------|-----------------|--------|-----------------|--------|-----------------|--------|-----------------|--------|-----------------|--------|-----------------|--------|-----------------|--------|-----------------|
|  | Number | Minimum Costs   | Number | Maximum Costs   | Number | Minimum Costs   | Number | Maximum Costs   | Number | Minimum Costs   | Number | Maximum Costs   | Number | Minimum Costs   | Number | Maximum Costs   |
| <b>Non Capital Expenses</b>              |        |                 |        |                 |        |                 |        |                 |        |                 |        |                 |        |                 |        |                 |
| BT Access                                | 0.01   | \$ 1,851        | 0.01   | \$ 1,851        | 0.01   | \$ 1,906        | 0.01   | \$ 1,906        | 0.01   | \$ 1,963        | 0.01   | \$ 1,963        | 0.01   | \$ 2,022        | 0.01   | \$ 2,022        |
| Ivy Tech/Part 48 Industrial Park Service | 0.00   | \$ -            | 0.00   | \$ -            | 0.00   | \$ -            | 0.00   | \$ -            | 0.00   | \$ -            | 0.00   | \$ -            | 0.00   | \$ -            | 0.00   | \$ -            |
| S.Rogers/Fullerton Pk Operating Cost     | 0.00   | \$ -            | 0.00   | \$ -            | 0.00   | \$ -            | 0.00   | \$ -            | 0.00   | \$ -            | 0.00   | \$ -            | 0.00   | \$ -            | 0.00   | \$ -            |
| <b>Total Non Capital Expenses</b>        |        | <b>\$ 1,851</b> |        | <b>\$ 1,851</b> |        | <b>\$ 1,906</b> |        | <b>\$ 1,906</b> |        | <b>\$ 1,963</b> |        | <b>\$ 1,963</b> |        | <b>\$ 2,022</b> |        | <b>\$ 2,022</b> |
| <b>Capital Expenses</b>                  |        |                 |        |                 |        |                 |        |                 |        |                 |        |                 |        |                 |        |                 |
| BT Access Vans                           | 0.006  | \$ 514          | 0.006  | \$ 514          | 0.006  | \$ 514          | 0.006  | \$ 514          | 0.006  | \$ 514          | 0.006  | \$ 514          | 0.000  | \$ -            | 0.000  | \$ -            |
| Ivy Tech/Part 48 Industrial Park Capital | 0.00   | \$ -            | 0.00   | \$ -            | 0.000  | \$ -            | 0.000  | \$ -            | 0.000  | \$ -            | 0.000  | \$ -            | 0.000  | \$ -            | 0.000  | \$ -            |
| S.Rogers/Fullerton Pk Capital Cost       | 0.00   | \$ -            | 0.00   | \$ -            | 0.000  | \$ -            | 0.000  | \$ -            | 0.000  | \$ -            | 0.000  | \$ -            | 0.000  | \$ -            | 0.000  | \$ -            |
| <b>Total Capital Expenses</b>            |        | <b>\$ 514</b>   |        | <b>\$ 514</b>   |        | <b>\$ 514</b>   |        | <b>\$ 514</b>   |        | <b>\$ 514</b>   |        | <b>\$ 514</b>   |        | <b>\$ -</b>     |        | <b>\$ -</b>     |
| <b>Total Non Cap/Capital Exp</b>         |        | <b>\$ 2,365</b> |        | <b>\$ 2,365</b> |        | <b>\$ 2,420</b> |        | <b>\$ 2,420</b> |        | <b>\$ 2,477</b> |        | <b>\$ 2,477</b> |        | <b>\$ 2,022</b> |        | <b>\$ 2,022</b> |

Note (1): Years 2, 3, and 4 assume a 3% increase due to cost of inflation.

Service to Ivy Tech/Part 48 Industrial Park

\* 60 minute frequency 256 days annually, 6 am to 7 pm, \$75.33/hour (Year 1 - 2022) operating cost

\* \$1,000,000 for one (1) new electric bus + \$25,000 for stops and shelters

Service to Monroe Hospital area

\* 60 minute frequency 256 days annually, 6 am to 7 pm, \$75.33/hour (Year 1 - 2022) operating cost for 2022

\* \$1,000,000 for one (1) new diesel bus + \$25,000 for stops and shelters

BT Access service

\* 30 additional daily trips, \$25.00/per trip cost x 256 days

\* \$160,000 capital cost (\$80,000 each) for two (2) new BT Access vehicles

**City of Bloomington - Annexation**

Projected Non-Capital & Capital Expenses

Utilities Department - Area 4: Central Island Bloomington Annexation Area

September 10, 2021

**IF ONLY AREA 4 IS ANNEXED**

| Expense Items                      | Year 1 |                 |        |                 | Year 2 |                 |        |                 | Year 3 |                 |        |                 | Year 4 |                 |        |                 |
|------------------------------------|--------|-----------------|--------|-----------------|--------|-----------------|--------|-----------------|--------|-----------------|--------|-----------------|--------|-----------------|--------|-----------------|
|                                    | Number | Minimum Costs   | Number | Maximum Costs   | Number | Minimum Costs   | Number | Maximum Costs   | Number | Minimum Costs   | Number | Maximum Costs   | Number | Minimum Costs   | Number | Maximum Costs   |
| <b>Non Capital Expenses</b>        |        |                 |        |                 |        |                 |        |                 |        |                 |        |                 |        |                 |        |                 |
| Stormwater Employees               | 0.06   | \$ 4,337        | 0.06   | \$ 4,337        | 0.06   | \$ 4,467        | 0.06   | \$ 4,467        | 0.06   | \$ 4,601        | 0.06   | \$ 4,601        | 0.06   | \$ 4,739        | 0.06   | \$ 4,739        |
| <b>Total Non Capital Expenses</b>  |        | <b>\$ 4,337</b> |        | <b>\$ 4,337</b> |        | <b>\$ 4,467</b> |        | <b>\$ 4,467</b> |        | <b>\$ 4,601</b> |        | <b>\$ 4,601</b> |        | <b>\$ 4,739</b> |        | <b>\$ 4,739</b> |
| <b>Capital Expenses</b>            |        |                 |        |                 |        |                 |        |                 |        |                 |        |                 |        |                 |        |                 |
| Service Truck, Dump Truck, Backhoe | 0.003  | \$ 601          | 0.003  | \$ 671          | 0.003  | \$ 601          | 0.003  | \$ 671          | 0.003  | \$ 601          | 0.003  | \$ 671          | 0.000  | \$ -            | 0.000  | \$ -            |
| Infrastructure                     | 0.003  | \$ 1,606        | 0.003  | \$ 3,213        | 0.003  | \$ 1,606        | 0.003  | \$ 3,213        | 0.003  | \$ 1,606        | 0.003  | \$ 3,213        | 0.000  | \$ -            | 0.000  | \$ -            |
| <b>Total Capital Expenses</b>      |        | <b>\$ 2,207</b> |        | <b>\$ 3,884</b> |        | <b>\$ 2,207</b> |        | <b>\$ 3,884</b> |        | <b>\$ 2,207</b> |        | <b>\$ 3,884</b> |        | <b>\$ -</b>     |        | <b>\$ -</b>     |
| <b>Total Non Cap/Capital Exp</b>   |        | <b>\$ 6,544</b> |        | <b>\$ 8,221</b> |        | <b>\$ 6,674</b> |        | <b>\$ 8,351</b> |        | <b>\$ 6,808</b> |        | <b>\$ 8,485</b> |        | <b>\$ 4,739</b> |        | <b>\$ 4,739</b> |

Note (1): Non capital expenses for Years 2, 3, and 4 assume a 3% increase due to cost of inflation.

**City of Bloomington**

Revenue Projections - By Annexation Area  
September 10, 2021

| <b>AREA 4 - CENTRAL ISLAND ANNEXATION AREA - REVENUE PROJECTIONS</b> |                 |                   |                   |                   |                   |            |
|--|-----------------|-------------------|-------------------|-------------------|-------------------|------------|
| REVENUE SOURCE   | ASSESSMENT YEAR | PAY YEAR 1        | PAY YEAR 2        | PAY YEAR 3        | PAY YEAR 4        | PAY YEAR 5 |
|  | YEAR 1          | YEAR 2            | YEAR 3            | YEAR 4            | YEAR 5            |            |
| <b>Bloomington City Impacts</b>                                      |                 |                   |                   |                   |                   |            |
| Annexation Adjustment (Max Levy)                                     | \$ -            | \$ 79,861         | \$ 82,975         | \$ 86,211         | \$ 89,574         |            |
| CCD Rate Reestablishment   | \$ -            | \$ 5,335          | \$ 5,495          | \$ 5,660          | \$ 5,829          |            |
| Less: Property Tax Cap Credits                                       | \$ -            | \$ (5,493)        | \$ (5,707)        | \$ (5,929)        | \$ (6,161)        |            |
| <b>Equals: Subtotal - Net Property Tax</b>                           | <b>\$ -</b>     | <b>\$ 79,703</b>  | <b>\$ 82,763</b>  | <b>\$ 85,941</b>  | <b>\$ 89,242</b>  |            |
| <b>Plus Local Income Tax:</b>  |                 |                   |                   |                   |                   |            |
| LIT Certified Shares   | \$ -            | \$ -              | \$ 9,057          | \$ 11,354         | \$ 12,144         |            |
| LIT Public Safety  | \$ -            | \$ -              | \$ 4,146          | \$ 4,612          | \$ 4,751          |            |
| <b>Equals: Subtotal - Local Income Tax</b>                           | <b>\$ -</b>     | <b>\$ -</b>       | <b>\$ 13,203</b>  | <b>\$ 15,966</b>  | <b>\$ 16,895</b>  |            |
| <b>Plus - Highway/Related Revenue:</b>                               |                 |                   |                   |                   |                   |            |
| Motor Vehicle Highway Distribution                                   | \$ -            | \$ 9,796          | \$ 9,796          | \$ 9,796          | \$ 9,796          |            |
| Local Road & Street Distribution                                     | \$ -            | \$ 5,732          | \$ 5,732          | \$ 5,732          | \$ 5,732          |            |
| Wheel Tax  | \$ -            | \$ 8,153          | \$ 8,153          | \$ 8,153          | \$ 8,153          |            |
| Motor Vehicle/Aircraft Excise Tax                                    | \$ -            | \$ 7,642          | \$ 7,940          | \$ 8,250          | \$ 8,571          |            |
| Commercial Vehicle Excise Tax (CVET)                                 | \$ -            | \$ 530            | \$ 550            | \$ 571            | \$ 593            |            |
| <b>Equals: Subtotal - Highway/Related Revenue</b>                    | <b>\$ -</b>     | <b>\$ 31,853</b>  | <b>\$ 32,171</b>  | <b>\$ 32,502</b>  | <b>\$ 32,846</b>  |            |
| <b>Plus - Other Revenue:</b>   |                 |                   |                   |                   |                   |            |
| Financial Institutions Tax (FIT)                                     | \$ -            | \$ 1,958          | \$ 2,033          | \$ 2,111          | \$ 2,192          |            |
| ABC Excise Tax   | \$ -            | \$ 457            | \$ 475            | \$ 493            | \$ 512            |            |
| ABC Gallonage Tax  | \$ -            | \$ 1,022          | \$ 1,061          | \$ 1,103          | \$ 1,146          |            |
| Cigarette Tax  | \$ -            | \$ 1,159          | \$ 1,204          | \$ 1,251          | \$ 1,300          |            |
| Riverboat Wagering Distribution                                      | \$ -            | \$ 2,488          | \$ 2,488          | \$ 2,488          | \$ 2,488          |            |
| <b>Equals: Subtotal - Other Revenue</b>                              | <b>\$ -</b>     | <b>\$ 7,083</b>   | <b>\$ 7,261</b>   | <b>\$ 7,446</b>   | <b>\$ 7,638</b>   |            |
| <b>Total - City Impact Projections - Area 4</b>                      | <b>\$ -</b>     | <b>\$ 118,639</b> | <b>\$ 135,399</b> | <b>\$ 141,856</b> | <b>\$ 146,621</b> |            |
| <b>Storm Water Impact - Storm Collection Fees</b>                    | <b>\$ 6,903</b> | <b>\$ 6,903</b>   | <b>\$ 6,903</b>   | <b>\$ 6,903</b>   | <b>\$ 6,903</b>   |            |
| <b>Bloomington Transit Impacts</b>                                   |                 |                   |                   |                   |                   |            |
| Annexation Adjustment (Max Levy)                                     | \$ -            | \$ 4,002          | \$ 4,158          | \$ 4,320          | \$ 4,489          |            |
| Less: Property Tax Cap Credits                                       | \$ -            | \$ (279)          | \$ (290)          | \$ (301)          | \$ (313)          |            |
| <b>Equals: Subtotal - Net Property Tax</b>                           | <b>\$ -</b>     | <b>\$ 3,723</b>   | <b>\$ 3,868</b>   | <b>\$ 4,019</b>   | <b>\$ 4,176</b>   |            |
| <b>Plus: Other Revenue</b>   |                 |                   |                   |                   |                   |            |
| Financial Institutions Tax (FIT)                                     | \$ -            | \$ 100            | \$ 104            | \$ 108            | \$ 112            |            |
| Motor Vehicle/Aircraft Excise Tax                                    | \$ -            | \$ 390            | \$ 405            | \$ 421            | \$ 437            |            |
| Commercial Vehicle Excise Tax (CVET)                                 | \$ -            | \$ 27             | \$ 28             | \$ 29             | \$ 30             |            |
| LIT Certified Shares   | \$ -            | \$ -              | \$ 387            | \$ 485            | \$ 519            |            |
| <b>Equals: Subtotal - Other Revenue</b>                              | <b>\$ -</b>     | <b>\$ 516</b>     | <b>\$ 923</b>     | <b>\$ 1,042</b>   | <b>\$ 1,098</b>   |            |
| <b>Total - Bloomington Transit Impacts</b>                           | <b>\$ -</b>     | <b>\$ 4,240</b>   | <b>\$ 4,792</b>   | <b>\$ 5,062</b>   | <b>\$ 5,274</b>   |            |
| <b>Grand Total - Area 4 Impacts</b>                                  | <b>\$ 6,903</b> | <b>\$ 129,781</b> | <b>\$ 147,093</b> | <b>\$ 153,820</b> | <b>\$ 158,798</b> |            |



## City of Bloomington - Annexation

Revenues Over Costs

All Departments Combined - Area 5: South Island Bloomington Annexation Area

September 10, 2021

Net unallocated revenue through the first three (3) years will be placed in an impoundment fund(s)  
Impoundment funds will be used to enhance services to the respective area

| Revenues Over Minimal Costs        | Pay Year 1 | Pay Year 2 | Pay Year 3 | Pay Year 4 |
|------------------------------------|------------|------------|------------|------------|
| Total Revenues                     | \$ 631,392 | \$ 738,545 | \$ 778,827 | \$ 807,986 |
| Less: Non Capital Costs            | \$ 283,650 | \$ 301,247 | \$ 305,582 | \$ 314,745 |
| Less: Capital Costs                | \$ 208,224 | \$ 187,537 | \$ 188,500 | \$ 34,041  |
| Equals: Revenue Over/(Under Costs) | \$ 139,518 | \$ 249,761 | \$ 284,745 | \$ 459,201 |
| Less: Impoundment Fund(s) Deposits | \$ 139,518 | \$ 249,761 | \$ 284,745 | \$ -       |
| Equals: Net Revenue                | \$ -       | \$ -       | \$ -       | \$ 459,201 |

| Revenues Over Maximum Costs        | Pay Year 1   | Pay Year 2 | Pay Year 3 | Pay Year 4 |
|------------------------------------|--------------|------------|------------|------------|
| Total Revenues                     | \$ 631,392   | \$ 738,545 | \$ 778,827 | \$ 807,986 |
| Less: Non Capital Costs            | \$ 399,917   | \$ 416,461 | \$ 424,252 | \$ 436,975 |
| Less: Capital Costs                | \$ 360,269   | \$ 328,484 | \$ 329,556 | \$ 37,917  |
| Equals: Revenue Over/(Under Costs) | \$ (128,794) | \$ (6,399) | \$ 25,019  | \$ 333,094 |
| Less: Impoundment Fund(s) Deposits | \$ -         | \$ -       | \$ -       | \$ -       |
| Equals: Net Revenue                | \$ (128,794) | \$ (6,399) | \$ 25,019  | \$ 333,094 |

Note (1): The City intends to fund aggregate capital costs (all Annexation Areas) with debt issued from annexation revenue (no new taxes)

Note (2): Net revenue in areas 1A, 1B, 1C, 3, 4, and 5 will be placed in an impoundment fund(s)

| Revenues Over Minimal Costs with 5 Year DS | Pay Year 1 | Pay Year 2 | Pay Year 3 | Pay Year 4 |
|--|------------|------------|------------|------------|
| Total Revenues                             | \$ 631,392 | \$ 738,545 | \$ 778,827 | \$ 807,986 |
| Less: Non Capital Costs                    | \$ 283,650 | \$ 301,247 | \$ 305,582 | \$ 314,745 |
| Less: Capital Costs                        | \$ 133,372 | \$ 133,372 | \$ 133,372 | \$ 133,372 |
| Equals: Revenue Over/(Under Costs)         | \$ 214,371 | \$ 303,927 | \$ 339,873 | \$ 359,870 |
| Less: Impoundment Fund(s) Deposits         | \$ 214,371 | \$ 303,927 | \$ 339,873 | \$ -       |
| Equals: Net Revenue                        | \$ -       | \$ -       | \$ -       | \$ 359,870 |

| Revenues Over Minimal Costs with 10 Year DS | Pay Year 1 | Pay Year 2 | Pay Year 3 | Pay Year 4 |
|---|------------|------------|------------|------------|
| Total Revenues                              | \$ 631,392 | \$ 738,545 | \$ 778,827 | \$ 807,986 |
| Less: Non Capital Costs                     | \$ 283,650 | \$ 301,247 | \$ 305,582 | \$ 314,745 |
| Less: Capital Costs                         | \$ 70,885  | \$ 70,885  | \$ 70,885  | \$ 70,885  |
| Equals: Revenue Over/(Under Costs)          | \$ 276,857 | \$ 366,413 | \$ 402,360 | \$ 422,356 |
| Less: Impoundment Fund(s) Deposits          | \$ 276,857 | \$ 366,413 | \$ 402,360 | \$ -       |
| Equals: Net Revenue                         | \$ -       | \$ -       | \$ -       | \$ 422,356 |

## City of Bloomington - Annexation

Revenues Over Costs

All Departments Combined - Area 5: South Island Bloomington Annexation Area

September 10, 2021

Net unallocated revenue through the first three (3) years will be placed in an impoundment fund(s)  
 Impoundment funds will be used to enhance services to the respective area

| Revenues Over Maximum Costs with 5 Year DS | Pay Year 1 | Pay Year 2 | Pay Year 3 | Pay Year 4 |
|--|------------|------------|------------|------------|
| Total Revenues                             | \$ 631,392 | \$ 738,545 | \$ 778,827 | \$ 807,986 |
| Less: Non Capital Costs                    | \$ 399,917 | \$ 416,461 | \$ 424,252 | \$ 436,975 |
| Less: Capital Costs                        | \$ 227,835 | \$ 227,835 | \$ 227,835 | \$ 227,835 |
| Equals: Revenue Over/(Under Costs)         | \$ 3,640   | \$ 94,250  | \$ 126,740 | \$ 143,176 |
| Less: Impoundment Fund(s) Deposits         | \$ 3,640   | \$ 94,250  | \$ 126,740 | \$ -       |
| Equals: Net Revenue                        | \$ -       | \$ -       | \$ -       | \$ 143,176 |

| Revenues Over Maximum Costs with 10 Year DS | Pay Year 1 | Pay Year 2 | Pay Year 3 | Pay Year 4 |
|---|------------|------------|------------|------------|
| Total Revenues                              | \$ 631,392 | \$ 738,545 | \$ 778,827 | \$ 807,986 |
| Less: Non Capital Costs                     | \$ 399,917 | \$ 416,461 | \$ 424,252 | \$ 436,975 |
| Less: Capital Costs                         | \$ 121,091 | \$ 121,091 | \$ 121,091 | \$ 121,091 |
| Equals: Revenue Over/(Under Costs)          | \$ 110,384 | \$ 200,994 | \$ 233,484 | \$ 249,920 |
| Less: Impoundment Fund(s) Deposits          | \$ 110,384 | \$ 200,994 | \$ 233,484 | \$ -       |
| Equals: Net Revenue                         | \$ -       | \$ -       | \$ -       | \$ 249,920 |

| Revenues Over Maximum Costs with 20 Year DS | Pay Year 1 | Pay Year 2 | Pay Year 3 | Pay Year 4 |
|---|------------|------------|------------|------------|
| Total Revenues                              | \$ 631,392 | \$ 738,545 | \$ 778,827 | \$ 807,986 |
| Less: Non Capital Costs                     | \$ 399,917 | \$ 416,461 | \$ 424,252 | \$ 436,975 |
| Less: Capital Costs                         | \$ 68,124  | \$ 68,124  | \$ 68,124  | \$ 68,124  |
| Equals: Revenue Over/(Under Costs)          | \$ 163,351 | \$ 253,961 | \$ 286,451 | \$ 302,887 |
| Less: Impoundment Fund(s) Deposits          | \$ 163,351 | \$ 253,961 | \$ 286,451 | \$ -       |
| Equals: Net Revenue                         | \$ -       | \$ -       | \$ -       | \$ 302,887 |

## City of Bloomington - Annexation

Projected Non-Capital & Capital Expenses

All Departments Combined - Area 5: South Island Bloomington Annexation Area

September 10, 2021

| Expense Items                     | Year 1        |               | Year 2        |               | Year 3        |               | Year 4        |               |
|-----------------------------------|---------------|---------------|---------------|---------------|---------------|---------------|---------------|---------------|
|                                   | Minimum Costs | Maximum Costs | Minimum Costs | Maximum Costs | Minimum Costs | Maximum Costs | Minimum Costs | Maximum Costs |
| <b>Total Non Capital Expenses</b> | \$ 283,650    | \$ 399,917    | \$ 301,247    | \$ 416,461    | \$ 305,582    | \$ 424,252    | \$ 314,745    | \$ 436,975    |
| <b>Total Capital Expenses</b>     | \$ 208,224    | \$ 360,269    | \$ 187,537    | \$ 328,484    | \$ 188,500    | \$ 329,556    | \$ 34,041     | \$ 37,917     |
| <b>Total Non Cap/Capital Exp</b>  | \$ 491,874    | \$ 760,187    | \$ 488,784    | \$ 744,944    | \$ 494,082    | \$ 753,808    | \$ 348,785    | \$ 474,893    |

**City of Bloomington**

Sources & Uses

September 10, 2021

**Minimum Capital Costs - 5 Year Bond**

**Sources**

|                      |                   |
|----------------------|-------------------|
| Bond Proceeds        | \$ 624,594        |
| <hr/>                |                   |
| <b>Total Sources</b> | <b>\$ 624,594</b> |

**Uses**

|                      |                   |
|----------------------|-------------------|
| Capital Projects     | \$ 618,302        |
| Issuance Costs       | \$ 10,511         |
| Misc.                | \$ 2,789          |
| Capitalized Interest | \$ -              |
| <hr/>                |                   |
| <b>Total Uses</b>    | <b>\$ 631,602</b> |

|                           |      |
|---------------------------|------|
| Interest Rate             | 2.0% |
| Payback Period (in Years) | 5    |

**PRELIMINARY AMORTIZATION SCHEDULE**

| PERIOD | PAYMENT      | INTEREST    | PRINCIPAL    | BALANCE       |
|--------|--------------|-------------|--------------|---------------|
| 1      | \$ 66,685.89 | \$ 6,245.94 | \$ 59,699.95 | \$ 564,893.64 |
| 2      | \$ 66,685.89 | \$ 5,648.94 | \$ 60,296.95 | \$ 504,596.69 |
| 3      | \$ 66,685.89 | \$ 5,045.97 | \$ 60,899.92 | \$ 443,696.77 |
| 4      | \$ 66,685.89 | \$ 4,436.97 | \$ 61,508.92 | \$ 382,187.85 |
| 5      | \$ 66,685.89 | \$ 3,821.88 | \$ 62,124.01 | \$ 320,063.84 |
| 6      | \$ 66,685.89 | \$ 3,200.64 | \$ 62,745.25 | \$ 257,318.59 |
| 7      | \$ 66,685.89 | \$ 2,573.19 | \$ 63,372.70 | \$ 193,945.88 |
| 8      | \$ 66,685.89 | \$ 1,939.46 | \$ 64,006.43 | \$ 129,939.45 |
| 9      | \$ 66,685.89 | \$ 1,299.39 | \$ 64,646.49 | \$ 65,292.96  |
| 10     | \$ 66,685.89 | \$ 652.93   | \$ 65,292.96 | \$ -          |

Note: Assumes two (2) payments per year (ex: 1st year would include PERIOD 1 and 2)

Note: Assumes payments will begin in 1st Pay Year (Year 2 of Annexation)

Note: All estimates shown are preliminary (actual results may vary and may be material)

**City of Bloomington**

Sources & Uses

September 10, 2021

**Maximum Capital Costs - 5 Year Bond**

**Sources**

|                      |                     |
|----------------------|---------------------|
| Bond Proceeds        | \$ 1,066,973        |
| <b>Total Sources</b> | <b>\$ 1,066,973</b> |

**Uses**

|                      |                     |
|----------------------|---------------------|
| Capital Projects     | \$ 1,056,226        |
| Issuance Costs       | \$ 17,956           |
| Misc.                | \$ 4,764            |
| Capitalized Interest | \$ -                |
| <b>Total Uses</b>    | <b>\$ 1,078,946</b> |

Interest Rate 2.0%  
Payback Period (in Years) 5

**PRELIMINARY AMORTIZATION SCHEDULE**

| PERIOD | PAYMENT       | INTEREST     | PRINCIPAL     | BALANCE       |
|--------|---------------|--------------|---------------|---------------|
| 1      | \$ 113,917.36 | \$ 10,669.73 | \$ 101,983.51 | \$ 964,989.65 |
| 2      | \$ 113,917.36 | \$ 9,649.90  | \$ 103,003.35 | \$ 861,986.30 |
| 3      | \$ 113,917.36 | \$ 8,619.86  | \$ 104,033.38 | \$ 757,952.92 |
| 4      | \$ 113,917.36 | \$ 7,579.53  | \$ 105,073.71 | \$ 652,879.21 |
| 5      | \$ 113,917.36 | \$ 6,528.79  | \$ 106,124.45 | \$ 546,754.76 |
| 6      | \$ 113,917.36 | \$ 5,467.55  | \$ 107,185.69 | \$ 439,569.07 |
| 7      | \$ 113,917.36 | \$ 4,395.69  | \$ 108,257.55 | \$ 331,311.52 |
| 8      | \$ 113,917.36 | \$ 3,313.12  | \$ 109,340.13 | \$ 221,971.39 |
| 9      | \$ 113,917.36 | \$ 2,219.71  | \$ 110,433.53 | \$ 111,537.86 |
| 10     | \$ 113,917.36 | \$ 1,115.38  | \$ 111,537.86 | \$ -          |

Note: Assumes two (2) payments per year (ex: 1st year would include PERIOD 1 and 2)

Note: Assumes payments will begin in 1st Pay Year (Year 2 of Annexation)

Note: All estimates shown are preliminary (actual results may vary and may be material)

**City of Bloomington**  
Sources & Uses  
September 10, 2021

**Minimum Capital Costs - 10 Year Bond**

**Sources**

|                      |                   |
|----------------------|-------------------|
| Bond Proceeds        | \$ 624,594        |
| <b>Total Sources</b> | <b>\$ 624,594</b> |

**Uses**

|                      |                   |
|----------------------|-------------------|
| Capital Projects     | \$ 618,302        |
| Issuance Costs       | \$ 10,511         |
| Misc.                | \$ 2,789          |
| Capitalized Interest | \$ -              |
| <b>Total Uses</b>    | <b>\$ 631,602</b> |

Interest Rate 2.25%  
Payback Period (in Years) 10

**PRELIMINARY AMORTIZATION SCHEDULE**

| PERIOD | PAYMENT      | INTEREST    | PRINCIPAL    | BALANCE       |
|--------|--------------|-------------|--------------|---------------|
| 1      | \$ 35,442.56 | \$ 7,026.68 | \$ 28,022.59 | \$ 596,571.01 |
| 2      | \$ 35,442.56 | \$ 6,711.42 | \$ 28,337.84 | \$ 568,233.17 |
| 3      | \$ 35,442.56 | \$ 6,392.62 | \$ 28,656.64 | \$ 539,576.53 |
| 4      | \$ 35,442.56 | \$ 6,070.24 | \$ 28,979.03 | \$ 510,597.50 |
| 5      | \$ 35,442.56 | \$ 5,744.22 | \$ 29,305.04 | \$ 481,292.46 |
| 6      | \$ 35,442.56 | \$ 5,414.54 | \$ 29,634.72 | \$ 451,657.73 |
| 7      | \$ 35,442.56 | \$ 5,081.15 | \$ 29,968.11 | \$ 421,689.62 |
| 8      | \$ 35,442.56 | \$ 4,744.01 | \$ 30,305.26 | \$ 391,384.37 |
| 9      | \$ 35,442.56 | \$ 4,403.07 | \$ 30,646.19 | \$ 360,738.18 |
| 10     | \$ 35,442.56 | \$ 4,058.30 | \$ 30,990.96 | \$ 329,747.22 |
| 11     | \$ 35,442.56 | \$ 3,709.66 | \$ 31,339.61 | \$ 298,407.61 |
| 12     | \$ 35,442.56 | \$ 3,357.09 | \$ 31,692.18 | \$ 266,715.43 |
| 13     | \$ 35,442.56 | \$ 3,000.55 | \$ 32,048.71 | \$ 234,666.72 |
| 14     | \$ 35,442.56 | \$ 2,640.00 | \$ 32,409.26 | \$ 202,257.45 |
| 15     | \$ 35,442.56 | \$ 2,275.40 | \$ 32,773.87 | \$ 169,483.59 |
| 16     | \$ 35,442.56 | \$ 1,906.69 | \$ 33,142.57 | \$ 136,341.01 |
| 17     | \$ 35,442.56 | \$ 1,533.84 | \$ 33,515.43 | \$ 102,825.59 |
| 18     | \$ 35,442.56 | \$ 1,156.79 | \$ 33,892.48 | \$ 68,933.11  |
| 19     | \$ 35,442.56 | \$ 775.50   | \$ 34,273.77 | \$ 34,659.35  |
| 20     | \$ 35,442.56 | \$ 389.92   | \$ 34,659.35 | \$ -          |

Note: Assumes two (2) payments per year (ex: 1st year would include PERIOD 1 and 2)

Note: Assumes payments will begin in 1st Pay Year (Year 2 of Annexation)

Note: All estimates shown are preliminary (actual results may vary and may be material)

**City of Bloomington**  
Sources & Uses  
September 10, 2021

**Maximum Capital Costs - 10 Year Bond**

**Sources**

|                      |                     |
|----------------------|---------------------|
| Bond Proceeds        | \$ 1,066,973        |
| <b>Total Sources</b> | <b>\$ 1,066,973</b> |

**Uses**

|                      |                     |
|----------------------|---------------------|
| Capital Projects     | \$ 1,056,226        |
| Issuance Costs       | \$ 17,956           |
| Misc.                | \$ 4,764            |
| Capitalized Interest | \$ -                |
| <b>Total Uses</b>    | <b>\$ 1,078,946</b> |

Interest Rate 2.25%  
Payback Period (in Years) 10

**PRELIMINARY AMORTIZATION SCHEDULE**

| PERIOD | PAYMENT      | INTEREST     | PRINCIPAL    | BALANCE         |
|--------|--------------|--------------|--------------|-----------------|
| 1      | \$ 60,545.39 | \$ 12,003.45 | \$ 47,870.08 | \$ 1,019,103.07 |
| 2      | \$ 60,545.39 | \$ 11,464.91 | \$ 48,408.62 | \$ 970,694.45   |
| 3      | \$ 60,545.39 | \$ 10,920.31 | \$ 48,953.22 | \$ 921,741.24   |
| 4      | \$ 60,545.39 | \$ 10,369.59 | \$ 49,503.94 | \$ 872,237.30   |
| 5      | \$ 60,545.39 | \$ 9,812.67  | \$ 50,060.86 | \$ 822,176.43   |
| 6      | \$ 60,545.39 | \$ 9,249.48  | \$ 50,624.05 | \$ 771,552.39   |
| 7      | \$ 60,545.39 | \$ 8,679.96  | \$ 51,193.57 | \$ 720,358.82   |
| 8      | \$ 60,545.39 | \$ 8,104.04  | \$ 51,769.49 | \$ 668,589.33   |
| 9      | \$ 60,545.39 | \$ 7,521.63  | \$ 52,351.90 | \$ 616,237.43   |
| 10     | \$ 60,545.39 | \$ 6,932.67  | \$ 52,940.86 | \$ 563,296.57   |
| 11     | \$ 60,545.39 | \$ 6,337.09  | \$ 53,536.44 | \$ 509,760.13   |
| 12     | \$ 60,545.39 | \$ 5,734.80  | \$ 54,138.73 | \$ 455,621.40   |
| 13     | \$ 60,545.39 | \$ 5,125.74  | \$ 54,747.79 | \$ 400,873.61   |
| 14     | \$ 60,545.39 | \$ 4,509.83  | \$ 55,363.70 | \$ 345,509.91   |
| 15     | \$ 60,545.39 | \$ 3,886.99  | \$ 55,986.54 | \$ 289,523.36   |
| 16     | \$ 60,545.39 | \$ 3,257.14  | \$ 56,616.39 | \$ 232,906.97   |
| 17     | \$ 60,545.39 | \$ 2,620.20  | \$ 57,253.33 | \$ 175,653.65   |
| 18     | \$ 60,545.39 | \$ 1,976.10  | \$ 57,897.43 | \$ 117,756.22   |
| 19     | \$ 60,545.39 | \$ 1,324.76  | \$ 58,548.77 | \$ 59,207.45    |
| 20     | \$ 60,545.39 | \$ 666.08    | \$ 59,207.45 | \$ -            |

Note: Assumes two (2) payments per year (ex: 1st year would include PERIOD 1 and 2)

Note: Assumes payments will begin in 1st Pay Year (Year 2 of Annexation)

Note: All estimates shown are preliminary (actual results may vary and may be material)

**Maximum Capital Costs - 20 Year Bond**

**Sources**

|                      |                     |
|----------------------|---------------------|
| Bond Proceeds        | \$ 1,066,973        |
| <b>Total Sources</b> | <b>\$ 1,066,973</b> |

**Uses**

|                      |                     |
|----------------------|---------------------|
| Capital Projects     | \$ 1,056,226        |
| Issuance Costs       | \$ 5,983            |
| Misc.                | \$ 4,764            |
| Capitalized Interest | \$ 81               |
| <b>Total Uses</b>    | <b>\$ 1,067,054</b> |

Interest Rate 2.5%  
Payback Period (in Years) 20

**PRELIMINARY AMORTIZATION SCHEDULE**

| PERIOD | PAYMENT      | INTEREST     | PRINCIPAL    | BALANCE         |
|--------|--------------|--------------|--------------|-----------------|
| 1      | \$ 34,061.88 | \$ 13,337.16 | \$ 20,722.13 | \$ 1,046,251.03 |
| 2      | \$ 34,061.88 | \$ 13,078.14 | \$ 20,981.15 | \$ 1,025,269.88 |
| 3      | \$ 34,061.88 | \$ 12,815.87 | \$ 21,243.42 | \$ 1,004,026.46 |
| 4      | \$ 34,061.88 | \$ 12,550.33 | \$ 21,508.96 | \$ 982,517.50   |
| 5      | \$ 34,061.88 | \$ 12,281.47 | \$ 21,777.82 | \$ 960,739.67   |
| 6      | \$ 34,061.88 | \$ 12,009.25 | \$ 22,050.05 | \$ 938,689.63   |
| 7      | \$ 34,061.88 | \$ 11,733.62 | \$ 22,325.67 | \$ 916,363.96   |
| 8      | \$ 34,061.88 | \$ 11,454.55 | \$ 22,604.74 | \$ 893,759.21   |
| 9      | \$ 34,061.88 | \$ 11,171.99 | \$ 22,887.30 | \$ 870,871.91   |
| 10     | \$ 34,061.88 | \$ 10,885.90 | \$ 23,173.39 | \$ 847,698.52   |
| 11     | \$ 34,061.88 | \$ 10,596.23 | \$ 23,463.06 | \$ 824,235.46   |
| 12     | \$ 34,061.88 | \$ 10,302.94 | \$ 23,756.35 | \$ 800,479.11   |
| 13     | \$ 34,061.88 | \$ 10,005.99 | \$ 24,053.30 | \$ 776,425.81   |
| 14     | \$ 34,061.88 | \$ 9,705.32  | \$ 24,353.97 | \$ 752,071.84   |
| 15     | \$ 34,061.88 | \$ 9,400.90  | \$ 24,658.39 | \$ 727,413.44   |
| 16     | \$ 34,061.88 | \$ 9,092.67  | \$ 24,966.62 | \$ 702,446.82   |
| 17     | \$ 34,061.88 | \$ 8,780.59  | \$ 25,278.71 | \$ 677,168.11   |
| 18     | \$ 34,061.88 | \$ 8,464.60  | \$ 25,594.69 | \$ 651,573.42   |
| 19     | \$ 34,061.88 | \$ 8,144.67  | \$ 25,914.62 | \$ 625,658.80   |
| 20     | \$ 34,061.88 | \$ 7,820.73  | \$ 26,238.56 | \$ 599,420.24   |
| 21     | \$ 34,061.88 | \$ 7,492.75  | \$ 26,566.54 | \$ 572,853.70   |
| 22     | \$ 34,061.88 | \$ 7,160.67  | \$ 26,898.62 | \$ 545,955.08   |
| 23     | \$ 34,061.88 | \$ 6,824.44  | \$ 27,234.85 | \$ 518,720.23   |
| 24     | \$ 34,061.88 | \$ 6,484.00  | \$ 27,575.29 | \$ 491,144.94   |
| 25     | \$ 34,061.88 | \$ 6,139.31  | \$ 27,919.98 | \$ 463,224.96   |
| 26     | \$ 34,061.88 | \$ 5,790.31  | \$ 28,268.98 | \$ 434,955.98   |
| 27     | \$ 34,061.88 | \$ 5,436.95  | \$ 28,622.34 | \$ 406,333.64   |
| 28     | \$ 34,061.88 | \$ 5,079.17  | \$ 28,980.12 | \$ 377,353.52   |
| 29     | \$ 34,061.88 | \$ 4,716.92  | \$ 29,342.37 | \$ 348,011.15   |
| 30     | \$ 34,061.88 | \$ 4,350.14  | \$ 29,709.15 | \$ 318,301.99   |
| 31     | \$ 34,061.88 | \$ 3,978.77  | \$ 30,080.52 | \$ 288,221.48   |
| 32     | \$ 34,061.88 | \$ 3,602.77  | \$ 30,456.52 | \$ 257,764.95   |
| 33     | \$ 34,061.88 | \$ 3,222.06  | \$ 30,837.23 | \$ 226,927.72   |
| 34     | \$ 34,061.88 | \$ 2,836.60  | \$ 31,222.70 | \$ 195,705.03   |
| 35     | \$ 34,061.88 | \$ 2,446.31  | \$ 31,612.98 | \$ 164,092.05   |
| 36     | \$ 34,061.88 | \$ 2,051.15  | \$ 32,008.14 | \$ 132,083.91   |
| 37     | \$ 34,061.88 | \$ 1,651.05  | \$ 32,408.24 | \$ 99,675.67    |
| 38     | \$ 34,061.88 | \$ 1,245.95  | \$ 32,813.35 | \$ 66,862.32    |
| 39     | \$ 34,061.88 | \$ 835.78    | \$ 33,223.51 | \$ 33,638.81    |
| 40     | \$ 34,061.88 | \$ 420.49    | \$ 33,638.81 | \$ -            |

Note: Assumes two (2) payments per year (ex: 1st year would include PERIOD 1 and 2)

Note: Assumes payments will begin in 1st Pay Year (Year 2 of Annexation)

Note: All estimates shown are preliminary (actual results may vary and may be material)



**City of Bloomington - Annexation**

Projected Non-Capital & Capital Expenses

City Clerk Department - Area 5: South Island Bloomington Annexation Area

September 10, 2021

**IF ONLY AREA 5 IS ANNEXED**

| Expense Items                     | Year 1 |               |        |               | Year 2 |               |        |               | Year 3 |               |        |               | Year 4 |               |        |               |
|-----------------------------------|--------|---------------|--------|---------------|--------|---------------|--------|---------------|--------|---------------|--------|---------------|--------|---------------|--------|---------------|
|                                   | Number | Minimum Costs | Number | Maximum Costs | Number | Minimum Costs | Number | Maximum Costs | Number | Minimum Costs | Number | Maximum Costs | Number | Minimum Costs | Number | Maximum Costs |
| <b>Non Capital Expenses</b>       |        |               |        |               |        |               |        |               |        |               |        |               |        |               |        |               |
|                                   |        |               |        |               |        |               |        |               |        |               |        |               |        |               |        |               |
| <b>Total Non Capital Expenses</b> |        | \$ -          |        | \$ -          |        | \$ -          |        | \$ -          |        | \$ -          |        | \$ -          |        | \$ -          |        | \$ -          |
| <b>Capital Expenses</b>           |        |               |        |               |        |               |        |               |        |               |        |               |        |               |        |               |
|                                   |        |               |        |               |        |               |        |               |        |               |        |               |        |               |        |               |
| <b>Total Capital Expenses</b>     |        | \$ -          |        | \$ -          |        | \$ -          |        | \$ -          |        | \$ -          |        | \$ -          |        | \$ -          |        | \$ -          |
| <b>Total Non Cap/Capital Exp</b>  |        | \$ -          |        | \$ -          |        | \$ -          |        | \$ -          |        | \$ -          |        | \$ -          |        | \$ -          |        | \$ -          |

**City of Bloomington - Annexation**

Projected Non-Capital & Capital Expenses

Community & Family Resources Department - Area 5: South Island Bloomington Annexation Area

September 10, 2021

**IF ONLY AREA 5 IS ANNEXED**

| Expense Items                     | Year 1 |                 |        |                 | Year 2 |                 |        |                 | Year 3 |                 |        |                 | Year 4 |                 |        |                 |
|-----------------------------------|--------|-----------------|--------|-----------------|--------|-----------------|--------|-----------------|--------|-----------------|--------|-----------------|--------|-----------------|--------|-----------------|
|                                   | Number | Minimum Costs   | Number | Maximum Costs   | Number | Minimum Costs   | Number | Maximum Costs   | Number | Minimum Costs   | Number | Maximum Costs   | Number | Minimum Costs   | Number | Maximum Costs   |
| <b>Non Capital Expenses</b>       |        |                 |        |                 |        |                 |        |                 |        |                 |        |                 |        |                 |        |                 |
| New Employees                     | 0.06   | \$ 3,649        | 0.06   | \$ 3,649        | 0.06   | \$ 3,758        | 0.06   | \$ 3,758        | 0.06   | \$ 3,871        | 0.06   | \$ 3,871        | 0.06   | \$ 3,987        | 0.06   | \$ 3,987        |
| Marketing                         | 0.06   | \$ 487          | 0.06   | \$ 487          | 0.06   | \$ 501          | 0.06   | \$ 501          | 0.06   | \$ 516          | 0.06   | \$ 516          | 0.06   | \$ 532          | 0.06   | \$ 532          |
| New Program Development           | 0.06   | \$ 1,520        | 0.06   | \$ 1,520        | 0.06   | \$ 1,566        | 0.06   | \$ 1,566        | 0.06   | \$ 1,613        | 0.06   | \$ 1,613        | 0.06   | \$ 1,661        | 0.06   | \$ 1,661        |
| <b>Total Non Capital Expenses</b> |        | <b>\$ 5,656</b> |        | <b>\$ 5,656</b> |        | <b>\$ 5,825</b> |        | <b>\$ 5,825</b> |        | <b>\$ 6,000</b> |        | <b>\$ 6,000</b> |        | <b>\$ 6,180</b> |        | <b>\$ 6,180</b> |
| <b>Capital Expenses</b>           |        |                 |        |                 |        |                 |        |                 |        |                 |        |                 |        |                 |        |                 |
|                                   |        |                 |        |                 |        |                 |        |                 |        |                 |        |                 |        |                 |        |                 |
| <b>Total Capital Expenses</b>     |        | <b>\$ -</b>     |        | <b>\$ -</b>     |        | <b>\$ -</b>     |        | <b>\$ -</b>     |        | <b>\$ -</b>     |        | <b>\$ -</b>     |        | <b>\$ -</b>     |        | <b>\$ -</b>     |
| <b>Total Non Cap/Capital Exp</b>  |        | <b>\$ 5,656</b> |        | <b>\$ 5,656</b> |        | <b>\$ 5,825</b> |        | <b>\$ 5,825</b> |        | <b>\$ 6,000</b> |        | <b>\$ 6,000</b> |        | <b>\$ 6,180</b> |        | <b>\$ 6,180</b> |

Note (1): Years 2, 3, and 4 assume a 3% increase due to cost of inflation.

**City of Bloomington - Annexation**

Projected Non-Capital & Capital Expenses  
 Controller Department - Area 5: South Island Bloomington Annexation Area  
 September 10, 2021

IF ONLY AREA 5 IS ANNEXED

| Expense Items                     | Year 1 |               |        |               | Year 2 |               |        |               | Year 3 |               |        |               | Year 4 |               |        |               |
|-----------------------------------|--------|---------------|--------|---------------|--------|---------------|--------|---------------|--------|---------------|--------|---------------|--------|---------------|--------|---------------|
|                                   | Number | Minimum Costs | Number | Maximum Costs | Number | Minimum Costs | Number | Maximum Costs | Number | Minimum Costs | Number | Maximum Costs | Number | Minimum Costs | Number | Maximum Costs |
| <b>Non Capital Expenses</b>       |        |               |        |               |        |               |        |               |        |               |        |               |        |               |        |               |
| New Employees                     |        |               | 0.00   | \$ -          |        |               | 0.00   | \$ -          |        |               | 0.00   | \$ -          |        |               | 0.00   | \$ -          |
| Supplies                          |        |               | 0.00   | \$ -          |        |               | 0.00   | \$ -          |        |               | 0.00   | \$ -          |        |               | 0.00   | \$ -          |
| <b>Total Non Capital Expenses</b> |        | \$ -          |        | \$ -          |        | \$ -          |        | \$ -          |        | \$ -          |        | \$ -          |        | \$ -          |        | \$ -          |
| <b>Capital Expenses</b>           |        |               |        |               |        |               |        |               |        |               |        |               |        |               |        |               |
|                                   |        |               |        |               |        |               |        |               |        |               |        |               |        |               |        |               |
| <b>Total Capital Expenses</b>     |        | \$ -          |        | \$ -          |        | \$ -          |        | \$ -          |        | \$ -          |        | \$ -          |        | \$ -          |        | \$ -          |
| <b>Total Non Cap/Capital Exp</b>  |        | \$ -          |        | \$ -          |        | \$ -          |        | \$ -          |        | \$ -          |        | \$ -          |        | \$ -          |        | \$ -          |

Note (1): Years 2, 3, and 4 assume a 3% increase due to cost of inflation.

**City of Bloomington - Annexation**

Projected Non-Capital & Capital Expenses

Council Department - Area 5: South Island Bloomington Annexation Area

September 10, 2021

IF ONLY AREA 5 IS ANNEXED

| Expense Items                     | Year 1 |               |        |               | Year 2 |               |        |               | Year 3 |               |        |               | Year 4 |               |        |               |
|-----------------------------------|--------|---------------|--------|---------------|--------|---------------|--------|---------------|--------|---------------|--------|---------------|--------|---------------|--------|---------------|
|                                   | Number | Minimum Costs | Number | Maximum Costs | Number | Minimum Costs | Number | Maximum Costs | Number | Minimum Costs | Number | Maximum Costs | Number | Minimum Costs | Number | Maximum Costs |
| <b>Non Capital Expenses</b>       |        |               |        |               |        |               |        |               |        |               |        |               |        |               |        |               |
| <b>Total Non Capital Expenses</b> |        | \$ -          |        | \$ -          |        | \$ -          |        | \$ -          |        | \$ -          |        | \$ -          |        | \$ -          |        | \$ -          |
| <b>Capital Expenses</b>           |        |               |        |               |        |               |        |               |        |               |        |               |        |               |        |               |
| <b>Total Capital Expenses</b>     |        | \$ -          |        | \$ -          |        | \$ -          |        | \$ -          |        | \$ -          |        | \$ -          |        | \$ -          |        | \$ -          |
| <b>Total Non Cap/Capital Exp</b>  |        | \$ -          |        | \$ -          |        | \$ -          |        | \$ -          |        | \$ -          |        | \$ -          |        | \$ -          |        | \$ -          |

**City of Bloomington - Annexation**

Projected Non-Capital & Capital Expenses

ESD Department - Area 5: South Island Bloomington Annexation Area

September 10, 2021

**IF ONLY AREA 5 IS ANNEXED**

| Expense Items                          | Year 1 |                 |        |                 | Year 2 |                 |        |                 | Year 3 |               |        |               | Year 4 |               |        |               |
|--|--------|-----------------|--------|-----------------|--------|-----------------|--------|-----------------|--------|---------------|--------|---------------|--------|---------------|--------|---------------|
|  | Number | Minimum Costs   | Number | Maximum Costs   | Number | Minimum Costs   | Number | Maximum Costs   | Number | Minimum Costs | Number | Maximum Costs | Number | Minimum Costs | Number | Maximum Costs |
| <b>Non Capital Expenses</b>            |        |                 |        |                 |        |                 |        |                 |        |               |        |               |        |               |        |               |
| Labor Support \$160k - \$75k x 2 Years | 0.06   | \$ 4,561        | 0.06   | \$ 4,561        | 0.06   | \$ 4,561        | 0.06   | \$ 4,561        |        | \$ -          |        | \$ -          |        | \$ -          |        | \$ -          |
| <b>Total Non Capital Expenses</b>      |        | <b>\$ 4,561</b> |        | <b>\$ 4,561</b> |        | <b>\$ 4,561</b> |        | <b>\$ 4,561</b> |        | <b>\$ -</b>   |        | <b>\$ -</b>   |        | <b>\$ -</b>   |        | <b>\$ -</b>   |
| <b>Capital Expenses</b>                |        |                 |        |                 |        |                 |        |                 |        |               |        |               |        |               |        |               |
|  |        |                 |        |                 |        |                 |        |                 |        |               |        |               |        |               |        |               |
| <b>Total Capital Expenses</b>          |        | <b>\$ -</b>     |        | <b>\$ -</b>     |        | <b>\$ -</b>     |        | <b>\$ -</b>     |        | <b>\$ -</b>   |        | <b>\$ -</b>   |        | <b>\$ -</b>   |        | <b>\$ -</b>   |
| <b>Total Non Cap/Capital Exp</b>       |        | <b>\$ 4,561</b> |        | <b>\$ 4,561</b> |        | <b>\$ 4,561</b> |        | <b>\$ 4,561</b> |        | <b>\$ -</b>   |        | <b>\$ -</b>   |        | <b>\$ -</b>   |        | <b>\$ -</b>   |

Note (1): Non capital expenses for Years 2, 3, and 4 assume a 3% increase due to cost of inflation.

**City of Bloomington - Annexation**

Projected Non-Capital & Capital Expenses

Engineering Department - Area 5: South Island Bloomington Annexation Area

September 10, 2021

**IF ONLY AREA 5 IS ANNEXED**

| Expense Items                     | Year 1 |                  |        |                  | Year 2 |                  |        |                  | Year 3 |                  |        |                  | Year 4 |                 |        |                 |
|-----------------------------------|--------|------------------|--------|------------------|--------|------------------|--------|------------------|--------|------------------|--------|------------------|--------|-----------------|--------|-----------------|
|                                   | Number | Minimum Costs    | Number | Maximum Costs    | Number | Minimum Costs    | Number | Maximum Costs    | Number | Minimum Costs    | Number | Maximum Costs    | Number | Minimum Costs   | Number | Maximum Costs   |
| <b>Non Capital Expenses</b>       |        |                  |        |                  |        |                  |        |                  |        |                  |        |                  |        |                 |        |                 |
| New Project Manager               | 0.06   | \$ 3,041         | 0.06   | \$ 3,284         | 0.06   | \$ 3,132         | 0.06   | \$ 3,383         | 0.06   | \$ 3,226         | 0.06   | \$ 3,484         | 0.06   | \$ 3,323        | 0.06   | \$ 3,589        |
| New Engineering Field Specialist  | 0.06   | \$ 2,919         | 0.06   | \$ 3,162         | 0.06   | \$ 3,007         | 0.06   | \$ 3,257         | 0.06   | \$ 3,097         | 0.06   | \$ 3,355         | 0.06   | \$ 3,190        | 0.06   | \$ 3,456        |
| Supplies                          | 0.06   | \$ 395           | 0.06   | \$ 395           | 0.06   | \$ 407           | 0.06   | \$ 407           | 0.06   | \$ 419           | 0.06   | \$ 419           | 0.06   | \$ 432          | 0.06   | \$ 432          |
| Travel, Dues & Instructions       | 0.06   | \$ 91            | 0.06   | \$ 91            | 0.06   | \$ 94            | 0.06   | \$ 94            | 0.06   | \$ 97            | 0.06   | \$ 97            | 0.06   | \$ 100          | 0.06   | \$ 100          |
| <b>Total Non Capital Expenses</b> |        | <b>\$ 6,446</b>  |        | <b>\$ 6,933</b>  |        | <b>\$ 6,640</b>  |        | <b>\$ 7,141</b>  |        | <b>\$ 6,839</b>  |        | <b>\$ 7,355</b>  |        | <b>\$ 7,044</b> |        | <b>\$ 7,576</b> |
| <b>Capital Expenses</b>           |        |                  |        |                  |        |                  |        |                  |        |                  |        |                  |        |                 |        |                 |
| Trucks                            | 0.08   | \$ 2,027         | 0.08   | \$ 2,027         | 0.08   | \$ 2,027         | 0.08   | \$ 2,027         | 0.08   | \$ 2,027         | 0.08   | \$ 2,027         | 0.00   | \$ -            | 0.00   | \$ -            |
| Phones/Tablets                    | 0.08   | \$ 41            | 0.08   | \$ 41            | 0.08   | \$ 41            | 0.08   | \$ 41            | 0.08   | \$ 41            | 0.08   | \$ 41            | 0.00   | \$ -            | 0.00   | \$ -            |
| Work Space Expansion              | 0.04   | \$ 2,027         | 0.08   | \$ 4,054         | 0.04   | \$ 2,027         | 0.08   | \$ 4,054         | 0.04   | \$ 2,027         | 0.08   | \$ 4,054         | 0.00   | \$ -            | 0.00   | \$ -            |
| Engineering Projects              | 0.02   | \$ 34,462        | 0.02   | \$ 34,462        | 0.02   | \$ 34,462        | 0.02   | \$ 34,462        | 0.02   | \$ 34,462        | 0.02   | \$ 34,462        | 0.00   | \$ -            | 0.00   | \$ -            |
| <b>Total Capital Expenses</b>     |        | <b>\$ 38,557</b> |        | <b>\$ 40,584</b> |        | <b>\$ 38,557</b> |        | <b>\$ 40,584</b> |        | <b>\$ 38,557</b> |        | <b>\$ 40,584</b> |        | <b>\$ -</b>     |        | <b>\$ -</b>     |
| <b>Total Non Cap/Capital Exp</b>  |        | <b>\$ 45,003</b> |        | <b>\$ 47,517</b> |        | <b>\$ 45,196</b> |        | <b>\$ 47,725</b> |        | <b>\$ 45,396</b> |        | <b>\$ 47,939</b> |        | <b>\$ 7,044</b> |        | <b>\$ 7,576</b> |

Note (1): Non capital expenses for Years 2, 3, and 4 assume a 3% increase due to cost of inflation.

**City of Bloomington - Annexation**

Projected Non-Capital & Capital Expenses

Fire Department - Area 5: South Island Bloomington Annexation Area

September 10, 2021

**IF ONLY AREA 5 IS ANNEXED**

| Expense Items                     | Year 1 |               |        |               | Year 2 |               |        |               | Year 3 |               |        |               | Year 4 |               |        |               |
|-----------------------------------|--------|---------------|--------|---------------|--------|---------------|--------|---------------|--------|---------------|--------|---------------|--------|---------------|--------|---------------|
|                                   | Number | Minimum Costs | Number | Maximum Costs | Number | Minimum Costs | Number | Maximum Costs | Number | Minimum Costs | Number | Maximum Costs | Number | Minimum Costs | Number | Maximum Costs |
| <b>Non Capital Expenses</b>       |        |               |        |               |        |               |        |               |        |               |        |               |        |               |        |               |
| Captains                          | 0.00   | \$ -          | 0.00   | \$ -          | 0.00   | \$ -          | 0.00   | \$ -          | 0.00   | \$ -          | 0.00   | \$ -          | 0.00   | \$ -          | 0.00   | \$ -          |
| Chauffeurs                        | 0.00   | \$ -          | 0.00   | \$ -          | 0.00   | \$ -          | 0.00   | \$ -          | 0.00   | \$ -          | 0.00   | \$ -          | 0.00   | \$ -          | 0.00   | \$ -          |
| Firefighters                      | 0.00   | \$ -          | 0.00   | \$ -          | 0.00   | \$ -          | 0.00   | \$ -          | 0.00   | \$ -          | 0.00   | \$ -          | 0.00   | \$ -          | 0.00   | \$ -          |
| Deputy Fire Marshal               | 0.00   | \$ -          | 0.00   | \$ -          | 0.00   | \$ -          | 0.00   | \$ -          | 0.00   | \$ -          | 0.00   | \$ -          | 0.00   | \$ -          | 0.00   | \$ -          |
| Apparatus Operating Maintenance   | 0.00   | \$ -          | 0.00   | \$ -          | 0.00   | \$ -          | 0.00   | \$ -          | 0.00   | \$ -          | 0.00   | \$ -          | 0.00   | \$ -          | 0.00   | \$ -          |
| Fire Station Annual Maintenance   | 0.00   | \$ -          | 0.00   | \$ -          | 0.00   | \$ -          | 0.00   | \$ -          | 0.00   | \$ -          | 0.00   | \$ -          | 0.00   | \$ -          | 0.00   | \$ -          |
| <b>Total Non Capital Expenses</b> |        | \$ -          |        | \$ -          |        | \$ -          |        | \$ -          |        | \$ -          |        | \$ -          |        | \$ -          |        | \$ -          |
| <b>Capital Expenses</b>           |        |               |        |               |        |               |        |               |        |               |        |               |        |               |        |               |
| Station Upgrade                   | 0.00   | \$ -          | 0.00   | \$ -          |        |               |        |               |        |               |        |               |        |               |        |               |
| Fire Engine Pumper                | 0.00   | \$ -          | 0.00   | \$ -          |        |               |        |               |        |               |        |               |        |               |        |               |
| SCBA Inventory                    | 0.00   | \$ -          | 0.00   | \$ -          |        |               |        |               |        |               |        |               |        |               |        |               |
| Personal Protective Equipment     | 0.00   | \$ -          | 0.00   | \$ -          |        |               |        |               |        |               |        |               |        |               |        |               |
| Office Reconfiguration/Furniture  | 0.00   | \$ -          | 0.00   | \$ -          |        |               |        |               |        |               |        |               |        |               |        |               |
| Communication Equipment           | 0.00   | \$ -          | 0.00   | \$ -          |        |               |        |               |        |               |        |               |        |               |        |               |
| <b>Total Capital Expenses</b>     |        | \$ -          |        | \$ -          |        | \$ -          |        | \$ -          |        | \$ -          |        | \$ -          |        | \$ -          |        | \$ -          |
| <b>Total Non Cap/Capital Exp</b>  |        | \$ -          |        | \$ -          |        | \$ -          |        | \$ -          |        | \$ -          |        | \$ -          |        | \$ -          |        | \$ -          |

Note (1): Based on supplying fire protection to Richland and Salt Creek Townships.

0

**City of Bloomington - Annexation**

Projected Non-Capital & Capital Expenses

HAND Department - Area 5: South Island Bloomington Annexation Area

September 10, 2021

IF ONLY AREA 5 IS ANNEXED

| Expense Items                         | Year 1 |                 |        |                 | Year 2 |                 |        |                 | Year 3 |                 |        |                 | Year 4 |                 |        |                 |
|---------------------------------------|--------|-----------------|--------|-----------------|--------|-----------------|--------|-----------------|--------|-----------------|--------|-----------------|--------|-----------------|--------|-----------------|
|                                       | Number | Minimum Costs   | Number | Maximum Costs   | Number | Minimum Costs   | Number | Maximum Costs   | Number | Minimum Costs   | Number | Maximum Costs   | Number | Minimum Costs   | Number | Maximum Costs   |
| <b>Non Capital Expenses</b>           |        |                 |        |                 |        |                 |        |                 |        |                 |        |                 |        |                 |        |                 |
| Neighborhood Compliance Officer (NCO) | 0.00   | \$ -            | 0.00   | \$ -            | 0.00   | \$ -            | 0.00   | \$ -            | 0.00   | \$ -            | 0.00   | \$ -            | 0.00   | \$ -            | 0.00   | \$ -            |
| Administrative Assistant              | 0.06   | \$ 2,084        | 0.12   | \$ 4,168        | 0.06   | \$ 2,146        | 0.12   | \$ 4,293        | 0.06   | \$ 2,211        | 0.12   | \$ 4,422        | 0.06   | \$ 2,277        | 0.12   | \$ 4,554        |
| Supplies/Other                        | 0.06   | \$ 182          | 0.06   | \$ 304          | 0.06   | \$ 188          | 0.06   | \$ 313          | 0.06   | \$ 194          | 0.06   | \$ 323          | 0.06   | \$ 199          | 0.06   | \$ 332          |
| NCO Inspection Tools                  | 0.00   | \$ -            | 0.00   | \$ -            |        |                 |        |                 |        |                 |        |                 |        |                 |        |                 |
| <b>Total Non Capital Expenses</b>     |        | <b>\$ 2,266</b> |        | <b>\$ 4,472</b> |        | <b>\$ 2,334</b> |        | <b>\$ 4,606</b> |        | <b>\$ 2,404</b> |        | <b>\$ 4,744</b> |        | <b>\$ 2,477</b> |        | <b>\$ 4,887</b> |
| <b>Capital Expenses</b>               |        |                 |        |                 |        |                 |        |                 |        |                 |        |                 |        |                 |        |                 |
| NCO Vehicles                          | 0.00   | \$ -            | 0.00   | \$ -            |        |                 |        |                 |        |                 |        |                 |        |                 |        |                 |
| NCO Technology                        | 0.00   | \$ -            | 0.00   | \$ -            |        |                 |        |                 |        |                 |        |                 |        |                 |        |                 |
| <b>Total Capital Expenses</b>         |        | <b>\$ -</b>     |        | <b>\$ -</b>     |        | <b>\$ -</b>     |        | <b>\$ -</b>     |        | <b>\$ -</b>     |        | <b>\$ -</b>     |        | <b>\$ -</b>     |        | <b>\$ -</b>     |
| <b>Total Non Cap/Capital Exp</b>      |        | <b>\$ 2,266</b> |        | <b>\$ 4,472</b> |        | <b>\$ 2,334</b> |        | <b>\$ 4,606</b> |        | <b>\$ 2,404</b> |        | <b>\$ 4,744</b> |        | <b>\$ 2,477</b> |        | <b>\$ 4,887</b> |

Note (1): Non capital expenses for Years 2, 3, and 4 assume a 3% increase due to cost of inflation.



**City of Bloomington - Annexation**

Projected Non-Capital & Capital Expenses

Human Resources Department - Area 5: South Island Bloomington Annexation Area

September 10, 2021

**IF ONLY AREA 5 IS ANNEXED**

| Expense Items                     | Year 1 |                 |        |                 | Year 2 |                 |        |                 | Year 3 |                 |        |                 | Year 4 |                 |        |                 |
|-----------------------------------|--------|-----------------|--------|-----------------|--------|-----------------|--------|-----------------|--------|-----------------|--------|-----------------|--------|-----------------|--------|-----------------|
|                                   | Number | Minimum Costs   | Number | Maximum Costs   | Number | Minimum Costs   | Number | Maximum Costs   | Number | Minimum Costs   | Number | Maximum Costs   | Number | Minimum Costs   | Number | Maximum Costs   |
| <b>Non Capital Expenses</b>       |        |                 |        |                 |        |                 |        |                 |        |                 |        |                 |        |                 |        |                 |
| Special Project Manager           | 0.04   | \$ 3,553        | 0.04   | \$ 3,553        | 0.04   | \$ 3,660        | 0.04   | \$ 3,660        | 0.04   | \$ 3,770        | 0.04   | \$ 3,770        | 0.04   | \$ 3,883        | 0.04   | \$ 3,883        |
| Administrative Assistant          | 0.04   | \$ 1,820        | 0.04   | \$ 1,820        | 0.04   | \$ 1,875        | 0.04   | \$ 1,875        | 0.04   | \$ 1,931        | 0.04   | \$ 1,931        | 0.04   | \$ 1,989        | 0.04   | \$ 1,989        |
| Training/Professional Dues        | 0.04   | \$ 34           | 0.04   | \$ 34           | 0.04   | \$ 35           | 0.04   | \$ 35           | 0.04   | \$ 36           | 0.04   | \$ 36           | 0.04   | \$ 37           | 0.04   | \$ 37           |
| Supplies                          | 0.04   | \$ 22           | 0.04   | \$ 22           | 0.04   | \$ 22           | 0.04   | \$ 22           | 0.04   | \$ 23           | 0.04   | \$ 23           | 0.04   | \$ 24           | 0.04   | \$ 24           |
| <b>Total Non Capital Expenses</b> |        | <b>\$ 5,429</b> |        | <b>\$ 5,429</b> |        | <b>\$ 5,592</b> |        | <b>\$ 5,592</b> |        | <b>\$ 5,760</b> |        | <b>\$ 5,760</b> |        | <b>\$ 5,932</b> |        | <b>\$ 5,932</b> |
| <b>Capital Expenses</b>           |        |                 |        |                 |        |                 |        |                 |        |                 |        |                 |        |                 |        |                 |
| Computer/Office Equip             | 0.01   | \$ 36           | 0.01   | \$ 72           | 0.01   | \$ 36           | 0.01   | \$ 72           | 0.01   | \$ 36           | 0.01   | \$ 72           | 0.00   | \$ -            | 0.00   | \$ -            |
| <b>Total Capital Expenses</b>     |        | <b>\$ 36</b>    |        | <b>\$ 72</b>    |        | <b>\$ 36</b>    |        | <b>\$ 72</b>    |        | <b>\$ 36</b>    |        | <b>\$ 72</b>    |        | <b>\$ -</b>     |        | <b>\$ -</b>     |
| <b>Total Non Cap/Capital Exp</b>  |        | <b>\$ 5,465</b> |        | <b>\$ 5,501</b> |        | <b>\$ 5,628</b> |        | <b>\$ 5,664</b> |        | <b>\$ 5,796</b> |        | <b>\$ 5,832</b> |        | <b>\$ 5,932</b> |        | <b>\$ 5,932</b> |

Note (1): Non capital expenses for Years 2, 3, and 4 assume a 3% increase due to cost of inflation.

**City of Bloomington - Annexation**

Projected Non-Capital & Capital Expenses  
 ITS Department - Area 5: South Island Bloomington Annexation Area  
 September 10, 2021

**IF ONLY AREA 5 IS ANNEXED**

| Expense Items                     | Year 1 |                  |        |                  | Year 2 |                  |        |                  | Year 3 |                  |        |                  | Year 4 |                  |        |                  |
|-----------------------------------|--------|------------------|--------|------------------|--------|------------------|--------|------------------|--------|------------------|--------|------------------|--------|------------------|--------|------------------|
|                                   | Number | Minimum Costs    | Number | Maximum Costs    | Number | Minimum Costs    | Number | Maximum Costs    | Number | Minimum Costs    | Number | Maximum Costs    | Number | Minimum Costs    | Number | Maximum Costs    |
| <b>Non Capital Expenses</b>       |        |                  |        |                  |        |                  |        |                  |        |                  |        |                  |        |                  |        |                  |
| Tech Support Specialist           | 0.03   | \$ 2,129         | 0.06   | \$ 4,257         | 0.03   | \$ 4,385         | 0.06   | \$ 4,385         | 0.03   | \$ 4,516         | 0.06   | \$ 4,516         | 0.03   | \$ 4,652         | 0.06   | \$ 4,652         |
| Application Analyst               | 0.06   | \$ 5,169         | 0.06   | \$ 5,169         | 0.06   | \$ 5,324         | 0.06   | \$ 5,324         | 0.06   | \$ 5,484         | 0.06   | \$ 5,484         | 0.06   | \$ 5,649         | 0.06   | \$ 5,649         |
| GIS Specialist                    | 0.03   | \$ 2,281         | 0.06   | \$ 4,561         | 0.03   | \$ 4,698         | 0.06   | \$ 4,698         | 0.03   | \$ 4,839         | 0.06   | \$ 4,839         | 0.03   | \$ 4,984         | 0.06   | \$ 4,984         |
| Junior Systems/Network Admin      | 0      | \$ -             | 0      | \$ -             | 0.06   | \$ 4,561         | 0.06   | \$ 4,561         | 0.06   | \$ 4,698         | 0.06   | \$ 4,698         | 0.06   | \$ 4,839         | 0.06   | \$ 4,839         |
| Software Licenses & Maintenance   | 0.06   | \$ 27            | 0.06   | \$ 27            | 0.06   | \$ 150           | 0.06   | \$ 150           | 0.06   | \$ 150           | 0.06   | \$ 150           | 0.06   | \$ 150           | 0.06   | \$ 150           |
| Phone Service                     | 0.06   | \$ 55            | 0.06   | \$ 55            | 0.06   | \$ 56            | 0.06   | \$ 56            | 0.06   | \$ 58            | 0.06   | \$ 58            | 0.06   | \$ 60            | 0.06   | \$ 60            |
| New Facility Maintenance          | 0.06   | \$ 304           | 0.06   | \$ 304           | 0.06   | \$ 313           | 0.06   | \$ 313           | 0.06   | \$ 323           | 0.06   | \$ 323           | 0.06   | \$ 332           | 0.06   | \$ 332           |
| <b>Total Non Capital Expenses</b> |        | <b>\$ 9,965</b>  |        | <b>\$ 14,374</b> |        | <b>\$ 19,488</b> |        | <b>\$ 19,488</b> |        | <b>\$ 20,068</b> |        | <b>\$ 20,068</b> |        | <b>\$ 20,665</b> |        | <b>\$ 20,665</b> |
| <b>Capital Expenses</b>           |        |                  |        |                  |        |                  |        |                  |        |                  |        |                  |        |                  |        |                  |
| Hardware (Tech) for Staff         | 0.02   | \$ 41            | 0.02   | \$ 41            | 0.02   | \$ 41            | 0.02   | \$ 41            | 0.02   | \$ 41            | 0.02   | \$ 41            | 0.00   | \$ -             | 0.00   | \$ -             |
| Existing Facility Improvements    | 0.02   | \$ 203           | 0.02   | \$ 405           | 0.02   | \$ 203           | 0.02   | \$ 405           | 0.02   | \$ 203           | 0.02   | \$ 405           | 0.00   | \$ -             | 0.00   | \$ -             |
| New Facility                      | 0.02   | \$ 608           | 0.02   | \$ 1,216         | 0.02   | \$ 608           | 0.02   | \$ 1,216         | 0.02   | \$ 608           | 0.02   | \$ 1,216         | 0.00   | \$ -             | 0.00   | \$ -             |
| <b>Total Capital Expenses</b>     |        | <b>\$ 851</b>    |        | <b>\$ 1,662</b>  |        | <b>\$ 851</b>    |        | <b>\$ 1,662</b>  |        | <b>\$ 851</b>    |        | <b>\$ 1,662</b>  |        | <b>\$ -</b>      |        | <b>\$ -</b>      |
| <b>Total Non Cap/Capital Exp</b>  |        | <b>\$ 10,816</b> |        | <b>\$ 16,036</b> |        | <b>\$ 20,339</b> |        | <b>\$ 21,150</b> |        | <b>\$ 20,919</b> |        | <b>\$ 21,730</b> |        | <b>\$ 20,665</b> |        | <b>\$ 20,665</b> |

Note (1): Non capital expenses for Years 2, 3, and 4 assume a 3% increase due to cost of inflation.

**City of Bloomington - Annexation**

Projected Non-Capital & Capital Expenses

Legal Department - Area 5: South Island Bloomington Annexation Area

September 10, 2021

IF ONLY AREA 5 IS ANNEXED

| Expense Items                     | Year 1 |               |        |               | Year 2 |               |        |               | Year 3 |               |        |               | Year 4 |               |        |               |
|-----------------------------------|--------|---------------|--------|---------------|--------|---------------|--------|---------------|--------|---------------|--------|---------------|--------|---------------|--------|---------------|
|                                   | Number | Minimum Costs | Number | Maximum Costs | Number | Minimum Costs | Number | Maximum Costs | Number | Minimum Costs | Number | Maximum Costs | Number | Minimum Costs | Number | Maximum Costs |
| <b>Non Capital Expenses</b>       |        |               |        |               |        |               |        |               |        |               |        |               |        |               |        |               |
|                                   |        | \$ -          |        | \$ -          |        | \$ -          |        | \$ -          |        | \$ -          |        | \$ -          |        | \$ -          |        | \$ -          |
| <b>Total Non Capital Expenses</b> |        | \$ -          |        | \$ -          |        | \$ -          |        | \$ -          |        | \$ -          |        | \$ -          |        | \$ -          |        | \$ -          |
| <b>Capital Expenses</b>           |        |               |        |               |        |               |        |               |        |               |        |               |        |               |        |               |
|                                   |        |               |        |               |        |               |        |               |        |               |        |               |        |               |        |               |
| <b>Total Capital Expenses</b>     |        | \$ -          |        | \$ -          |        | \$ -          |        | \$ -          |        | \$ -          |        | \$ -          |        | \$ -          |        | \$ -          |
| <b>Total Non Cap/Capital Exp</b>  |        | \$ -          |        | \$ -          |        | \$ -          |        | \$ -          |        | \$ -          |        | \$ -          |        | \$ -          |        | \$ -          |

Note (1): Non capital expenses for Years 2, 3, and 4 assume a 3% increase due to cost of inflation.

**City of Bloomington - Annexation**

Projected Non-Capital & Capital Expenses

Mayor Department - Area 5: South Island Bloomington Annexation Area

September 10, 2021

**IF ONLY AREA 5 IS ANNEXED**

| Expense Items                     | Year 1 |                 |        |                 | Year 2 |                 |        |                 | Year 3 |                 |        |                 | Year 4 |                 |        |                 |
|-----------------------------------|--------|-----------------|--------|-----------------|--------|-----------------|--------|-----------------|--------|-----------------|--------|-----------------|--------|-----------------|--------|-----------------|
|                                   | Number | Minimum Costs   | Number | Maximum Costs   | Number | Minimum Costs   | Number | Maximum Costs   | Number | Minimum Costs   | Number | Maximum Costs   | Number | Minimum Costs   | Number | Maximum Costs   |
| <b>Non Capital Expenses</b>       |        |                 |        |                 |        |                 |        |                 |        |                 |        |                 |        |                 |        |                 |
| New Employee                      | 0.06   | \$ 9,122        | 0.06   | \$ 9,122        | 0.06   | \$ 9,396        | 0.06   | \$ 9,396        | 0.06   | \$ 9,678        | 0.06   | \$ 9,678        | 0.06   | \$ 9,968        | 0.06   | \$ 9,968        |
| <b>Total Non Capital Expenses</b> |        | <b>\$ 9,122</b> |        | <b>\$ 9,122</b> |        | <b>\$ 9,396</b> |        | <b>\$ 9,396</b> |        | <b>\$ 9,678</b> |        | <b>\$ 9,678</b> |        | <b>\$ 9,968</b> |        | <b>\$ 9,968</b> |
| <b>Capital Expenses</b>           |        |                 |        |                 |        |                 |        |                 |        |                 |        |                 |        |                 |        |                 |
|                                   |        |                 |        |                 |        |                 |        |                 |        |                 |        |                 |        |                 |        |                 |
| <b>Total Capital Expenses</b>     |        | <b>\$ -</b>     |        | <b>\$ -</b>     |        | <b>\$ -</b>     |        | <b>\$ -</b>     |        | <b>\$ -</b>     |        | <b>\$ -</b>     |        | <b>\$ -</b>     |        | <b>\$ -</b>     |
| <b>Total Non Cap/Capital Exp</b>  |        | <b>\$ 9,122</b> |        | <b>\$ 9,122</b> |        | <b>\$ 9,396</b> |        | <b>\$ 9,396</b> |        | <b>\$ 9,678</b> |        | <b>\$ 9,678</b> |        | <b>\$ 9,968</b> |        | <b>\$ 9,968</b> |

**City of Bloomington - Annexation**

Projected Non-Capital & Capital Expenses

Parks Department - Area 5: South Island Bloomington Annexation Area

September 10, 2021

**IF ONLY AREA 5 IS ANNEXED**

| Expense Items                     | Year 1 |                  |        |                   | Year 2 |                  |        |                   | Year 3 |                  |        |                   | Year 4 |                  |        |                  |
|-----------------------------------|--------|------------------|--------|-------------------|--------|------------------|--------|-------------------|--------|------------------|--------|-------------------|--------|------------------|--------|------------------|
|                                   | Number | Minimum Costs    | Number | Maximum Costs     | Number | Minimum Costs    | Number | Maximum Costs     | Number | Minimum Costs    | Number | Maximum Costs     | Number | Minimum Costs    | Number | Maximum Costs    |
| <b>Non Capital Expenses</b>       |        |                  |        |                   |        |                  |        |                   |        |                  |        |                   |        |                  |        |                  |
| Seasonal Employee                 | 0.13   | \$ 4,604         | 0.51   | \$ 18,418         | 0.13   | \$ 4,743         | 0.51   | \$ 18,970         | 0.13   | \$ 4,885         | 0.51   | \$ 19,540         | 0.13   | \$ 5,031         | 0.51   | \$ 20,126        |
| Full Time Staff                   | 0.06   | \$ 3,001         | 0.06   | \$ 3,001          | 0.06   | \$ 3,091         | 0.06   | \$ 3,091          | 0.06   | \$ 3,183         | 0.06   | \$ 3,183          | 0.06   | \$ 3,279         | 0.06   | \$ 3,279         |
| Labor - Grounds & Facilities      | 0.06   | \$ 1,603         | 0.06   | \$ 4,815          | 0.06   | \$ 1,651         | 0.06   | \$ 4,959          | 0.06   | \$ 1,701         | 0.06   | \$ 5,108          | 0.06   | \$ 1,752         | 0.06   | \$ 5,261         |
| Supplies - Grounds & Facilities   | 0.06   | \$ 643           | 0.06   | \$ 1,930          | 0.06   | \$ 663           | 0.06   | \$ 1,988          | 0.06   | \$ 683           | 0.06   | \$ 2,048          | 0.06   | \$ 703           | 0.06   | \$ 2,109         |
| Miscellaneous                     | 0.06   | \$ 145           | 0.06   | \$ 434            | 0.06   | \$ 149           | 0.06   | \$ 447            | 0.06   | \$ 153           | 0.06   | \$ 460            | 0.06   | \$ 158           | 0.06   | \$ 474           |
| <b>Total Non Capital Expenses</b> |        | <b>\$ 9,996</b>  |        | <b>\$ 28,598</b>  |        | <b>\$ 10,296</b> |        | <b>\$ 29,455</b>  |        | <b>\$ 10,605</b> |        | <b>\$ 30,339</b>  |        | <b>\$ 10,923</b> |        | <b>\$ 31,249</b> |
| <b>Capital Expenses</b>           |        |                  |        |                   |        |                  |        |                   |        |                  |        |                   |        |                  |        |                  |
| Parks/Trails/Enhancements         | 0.14   | \$ 64,692        | 0.33   | \$ 157,737        | 0.14   | \$ 64,692        | 0.33   | \$ 157,737        | 0.14   | \$ 64,692        | 0.33   | \$ 157,737        | 0.00   | \$ -             | 0.00   | \$ -             |
| <b>Total Capital Expenses</b>     |        | <b>\$ 64,692</b> |        | <b>\$ 157,737</b> |        | <b>\$ 64,692</b> |        | <b>\$ 157,737</b> |        | <b>\$ 64,692</b> |        | <b>\$ 157,737</b> |        | <b>\$ -</b>      |        | <b>\$ -</b>      |
| <b>Total Non Cap/Capital Exp</b>  |        | <b>\$ 74,688</b> |        | <b>\$ 186,334</b> |        | <b>\$ 74,988</b> |        | <b>\$ 187,192</b> |        | <b>\$ 75,297</b> |        | <b>\$ 188,076</b> |        | <b>\$ 10,923</b> |        | <b>\$ 31,249</b> |

Note (1): Non capital expenses for Years 2, 3, and 4 assume a 3% increase due to cost of inflation.

**City of Bloomington - Annexation**

Projected Non-Capital & Capital Expenses

Planning Department - Area 5: South Island Bloomington Annexation Area

September 10, 2021

IF ONLY AREA 5 IS ANNEXED

| Expense Items                                  | Year 1 |               |        |               | Year 2 |               |        |               | Year 3 |               |        |               | Year 4 |               |        |               |
|--|--------|---------------|--------|---------------|--------|---------------|--------|---------------|--------|---------------|--------|---------------|--------|---------------|--------|---------------|
|  | Number | Minimum Costs | Number | Maximum Costs | Number | Minimum Costs | Number | Maximum Costs | Number | Minimum Costs | Number | Maximum Costs | Number | Minimum Costs | Number | Maximum Costs |
| <b>Non Capital Expenses</b>                    |        |               |        |               |        |               |        |               |        |               |        |               |        |               |        |               |
| Development Services (DS) - Zoning Planner (1) | 0.00   | \$ -          | 0.00   | \$ -          | 0.00   | \$ -          | 0.00   | \$ -          | 0.00   | \$ -          | 0.00   | \$ -          | 0.00   | \$ -          | 0.00   | \$ -          |
| (DS) - Senior Zoning Planner (1)               | 0.00   | \$ -          | 0.00   | \$ -          | 0.00   | \$ -          | 0.00   | \$ -          | 0.00   | \$ -          | 0.00   | \$ -          | 0.00   | \$ -          | 0.00   | \$ -          |
| (DS) - Zoning Compliance Planner (1)           | 0.00   | \$ -          | 0.00   | \$ -          | 0.00   | \$ -          | 0.00   | \$ -          | 0.00   | \$ -          | 0.00   | \$ -          | 0.00   | \$ -          | 0.00   | \$ -          |
| Miscellaneous                                  | 0.00   | \$ -          | 0.00   | \$ -          | 0.00   | \$ -          | 0.00   | \$ -          | 0.00   | \$ -          | 0.00   | \$ -          | 0.00   | \$ -          | 0.00   | \$ -          |
| <b>Total Non Capital Expenses</b>              |        | \$ -          |        | \$ -          |        | \$ -          |        | \$ -          |        | \$ -          |        | \$ -          |        | \$ -          |        | \$ -          |
| <b>Capital Expenses</b>                        |        |               |        |               |        |               |        |               |        |               |        |               |        |               |        |               |
| Zoning New Land Mass                           | 0.00   | \$ -          | 0.00   | \$ -          |        |               |        |               |        |               |        |               |        |               |        |               |
| Database                                       | 0.00   | \$ -          | 0.00   | \$ -          |        |               |        |               |        |               |        |               |        |               |        |               |
| <b>Total Capital Expenses</b>                  |        | \$ -          |        | \$ -          |        | \$ -          |        | \$ -          |        | \$ -          |        | \$ -          |        | \$ -          |        | \$ -          |
| <b>Total Non Cap/Capital Exp</b>               |        | \$ -          |        | \$ -          |        | \$ -          |        | \$ -          |        | \$ -          |        | \$ -          |        | \$ -          |        | \$ -          |

Note (1): Non capital expenses for Years 2, 3, and 4 assume a 3% increase due to cost of inflation.

**City of Bloomington - Annexation**

Projected Non-Capital & Capital Expenses

Police Department (SWORN) - Area 5: South Island Bloomington Annexation Area

September 10, 2021

**IF ONLY AREA 5 IS ANNEXED**

| Expense Items                     | Year 1 |                   |        |                   | Year 2 |                   |        |                   | Year 3 |                   |        |                   | Year 4 |                   |        |                   |
|-----------------------------------|--------|-------------------|--------|-------------------|--------|-------------------|--------|-------------------|--------|-------------------|--------|-------------------|--------|-------------------|--------|-------------------|
|                                   | Number | Minimum Costs     | Number | Maximum Costs     | Number | Minimum Costs     | Number | Maximum Costs     | Number | Minimum Costs     | Number | Maximum Costs     | Number | Minimum Costs     | Number | Maximum Costs     |
| <b>Non Capital Expenses</b>       |        |                   |        |                   |        |                   |        |                   |        |                   |        |                   |        |                   |        |                   |
| Sworn Officer                     | 1.05   | \$ 90,911         | 1.50   | \$ 130,305        | 1.05   | \$ 93,638         | 1.50   | \$ 134,214        | 1.05   | \$ 96,447         | 1.50   | \$ 138,241        | 1.05   | \$ 99,340         | 1.50   | \$ 142,388        |
| Sworn Detective                   | 0.14   | \$ 12,067         | 0.25   | \$ 22,123         | 0.14   | \$ 12,429         | 0.25   | \$ 22,787         | 0.14   | \$ 12,802         | 0.25   | \$ 23,471         | 0.14   | \$ 13,186         | 0.25   | \$ 24,175         |
| Sworn Sergeant                    | 0.30   | \$ 29,496         | 0.50   | \$ 49,160         | 0.30   | \$ 30,381         | 0.50   | \$ 50,635         | 0.30   | \$ 31,292         | 0.50   | \$ 52,154         | 0.30   | \$ 32,231         | 0.50   | \$ 53,719         |
| Sworn Lieutenant                  | 0.00   | \$ -              | 0.00   | \$ -              | 0.00   | \$ -              | 0.00   | \$ -              | 0.00   | \$ -              | 0.00   | \$ -              | 0.00   | \$ -              | 0.00   | \$ -              |
| Sworn Administrator - Captain     | 0.00   | \$ -              | 0.00   | \$ -              | 0.00   | \$ -              | 0.00   | \$ -              | 0.00   | \$ -              | 0.00   | \$ -              | 0.00   | \$ -              | 0.00   | \$ -              |
| <b>Total Non Capital Expenses</b> |        | <b>\$ 132,474</b> |        | <b>\$ 201,589</b> |        | <b>\$ 136,448</b> |        | <b>\$ 207,636</b> |        | <b>\$ 140,542</b> |        | <b>\$ 213,865</b> |        | <b>\$ 144,758</b> |        | <b>\$ 220,281</b> |
| <b>Capital Expenses</b>           |        |                   |        |                   |        |                   |        |                   |        |                   |        |                   |        |                   |        |                   |
| MDT                               | 0.34   | \$ 944            | 0.53   | \$ 1,470          | 0.34   | \$ 944            | 0.53   | \$ 1,470          | 0.34   | \$ 944            | 0.53   | \$ 1,470          | 0.00   | \$ -              | 0.00   | \$ -              |
| Mobile Radio                      | 0.34   | \$ 1,012          | 0.53   | \$ 1,575          | 0.34   | \$ 1,012          | 0.53   | \$ 1,575          | 0.34   | \$ 1,012          | 0.53   | \$ 1,575          | 0.00   | \$ -              | 0.00   | \$ -              |
| Car Equipment                     | 0.34   | \$ 1,687          | 0.53   | \$ 2,625          | 0.34   | \$ 1,687          | 0.53   | \$ 2,625          | 0.34   | \$ 1,687          | 0.53   | \$ 2,625          | 0.00   | \$ -              | 0.00   | \$ -              |
| Car Build-out                     | 0.34   | \$ 337            | 0.53   | \$ 525            | 0.34   | \$ 337            | 0.53   | \$ 525            | 0.34   | \$ 337            | 0.53   | \$ 525            | 0.00   | \$ -              | 0.00   | \$ -              |
| Cradlepoints/Atennas/Cables       | 0.34   | \$ 675            | 0.53   | \$ 1,050          | 0.34   | \$ 675            | 0.53   | \$ 1,050          | 0.34   | \$ 675            | 0.53   | \$ 1,050          | 0.00   | \$ -              | 0.00   | \$ -              |
| Computer                          | 0.17   | \$ 273            | 0.28   | \$ 445            | 0.17   | \$ 273            | 0.28   | \$ 445            | 0.17   | \$ 273            | 0.28   | \$ 445            | 0.00   | \$ -              | 0.00   | \$ -              |
| Patrol Cars                       | 0.34   | \$ 9,445          | 0.53   | \$ 14,700         | 0.34   | \$ 9,445          | 0.53   | \$ 14,700         | 0.34   | \$ 9,445          | 0.53   | \$ 14,700         | 0.00   | \$ -              | 0.00   | \$ -              |
| Stop Sticks                       | 0.19   | \$ 96             | 0.28   | \$ 138            | 0.19   | \$ 96             | 0.28   | \$ 138            | 0.19   | \$ 96             | 0.28   | \$ 138            | 0.00   | \$ -              | 0.00   | \$ -              |
| Vehicle Wrap                      | 0.19   | \$ 144            | 0.28   | \$ 206            | 0.19   | \$ 144            | 0.28   | \$ 206            | 0.19   | \$ 144            | 0.28   | \$ 206            | 0.00   | \$ -              | 0.00   | \$ -              |
| AEDs (Defibrilators)              | 0.19   | \$ 403            | 0.28   | \$ 578            | 0.19   | \$ 403            | 0.28   | \$ 578            | 0.19   | \$ 403            | 0.28   | \$ 578            | 0.00   | \$ -              | 0.00   | \$ -              |
| Misc Car Equipment                | 0.19   | \$ 38             | 0.28   | \$ 55             | 0.19   | \$ 38             | 0.28   | \$ 55             | 0.19   | \$ 38             | 0.28   | \$ 55             | 0.00   | \$ -              | 0.00   | \$ -              |
| Body Cams/Licensing               | 0.35   | \$ 698            | 0.50   | \$ 1,000          | 0.35   | \$ 698            | 0.50   | \$ 1,000          | 0.35   | \$ 698            | 0.50   | \$ 1,000          | 0.00   | \$ -              | 0.00   | \$ -              |
| Officer Gear                      | 0.35   | \$ 3,035          | 0.50   | \$ 4,350          | 0.35   | \$ 3,035          | 0.50   | \$ 4,350          | 0.35   | \$ 3,035          | 0.50   | \$ 4,350          | 0.00   | \$ -              | 0.00   | \$ -              |
| Building/Office Space             | 0.35   | \$ 2,675          | 0.50   | \$ 3,834          | 0.35   | \$ 2,675          | 0.50   | \$ 3,834          | 0.35   | \$ 2,675          | 0.50   | \$ 3,834          | 0.00   | \$ -              | 0.00   | \$ -              |
| Cell Phone                        | 0.15   | \$ 29             | 0.25   | \$ 50             | 0.15   | \$ 29             | 0.25   | \$ 50             | 0.15   | \$ 29             | 0.25   | \$ 50             | 0.00   | \$ -              | 0.00   | \$ -              |
| Laptop                            | 0.00   | \$ -              | 0.00   | \$ -              | 0.00   | \$ -              | 0.00   | \$ -              | 0.00   | \$ -              | 0.00   | \$ -              | 0.00   | \$ -              | 0.00   | \$ -              |
| Interceptor SUV                   | 0.00   | \$ -              | 0.00   | \$ -              | 0.00   | \$ -              | 0.00   | \$ -              | 0.00   | \$ -              | 0.00   | \$ -              | 0.00   | \$ -              | 0.00   | \$ -              |
| Officer Furniture                 | 0.06   | \$ 12             | 0.09   | \$ 17             | 0.06   | \$ 12             | 0.09   | \$ 17             | 0.06   | \$ 12             | 0.09   | \$ 17             | 0.00   | \$ -              | 0.00   | \$ -              |
| Detective Furniture               | 0.05   | \$ 66             | 0.08   | \$ 121            | 0.05   | \$ 66             | 0.08   | \$ 121            | 0.05   | \$ 66             | 0.08   | \$ 121            | 0.00   | \$ -              | 0.00   | \$ -              |
| Sergeant Furniture                | 0.07   | \$ 53             | 0.11   | \$ 88             | 0.07   | \$ 53             | 0.11   | \$ 88             | 0.07   | \$ 53             | 0.11   | \$ 88             | 0.00   | \$ -              | 0.00   | \$ -              |
| Lieutenant Furniture              | 0.00   | \$ -              | 0.00   | \$ -              | 0.00   | \$ -              | 0.00   | \$ -              | 0.00   | \$ -              | 0.00   | \$ -              | 0.00   | \$ -              | 0.00   | \$ -              |
| Admin Furniture                   | 0.00   | \$ -              | 0.00   | \$ -              | 0.00   | \$ -              | 0.00   | \$ -              | 0.00   | \$ -              | 0.00   | \$ -              | 0.00   | \$ -              | 0.00   | \$ -              |
| <b>Total Capital Expenses</b>     |        | <b>\$ 21,621</b>  |        | <b>\$ 32,827</b>  |        | <b>\$ 21,621</b>  |        | <b>\$ 32,827</b>  |        | <b>\$ 21,621</b>  |        | <b>\$ 32,827</b>  |        | <b>\$ -</b>       |        | <b>\$ -</b>       |
| <b>Total Non Cap/Capital Exp</b>  |        | <b>\$ 154,095</b> |        | <b>\$ 234,415</b> |        | <b>\$ 158,070</b> |        | <b>\$ 240,463</b> |        | <b>\$ 162,163</b> |        | <b>\$ 246,692</b> |        | <b>\$ 144,758</b> |        | <b>\$ 220,281</b> |

Note (1): Non capital expenses for Years 2, 3, and 4 assume a 3% increase due to cost of inflation.

**City of Bloomington - Annexation**

Projected Non-Capital & Capital Expenses  
 Police Department (CIVILIAN) - Area 5: South Island Bloomington Annexation Area  
 September 10, 2021

IF ONLY AREA 5 IS ANNEXED

| Expense Items                     | Year 1 |               |        |               | Year 2 |               |        |               | Year 3 |               |        |               | Year 4 |               |        |               |
|-----------------------------------|--------|---------------|--------|---------------|--------|---------------|--------|---------------|--------|---------------|--------|---------------|--------|---------------|--------|---------------|
|                                   | Number | Minimum Costs | Number | Maximum Costs | Number | Minimum Costs | Number | Maximum Costs | Number | Minimum Costs | Number | Maximum Costs | Number | Minimum Costs | Number | Maximum Costs |
| <b>Non Capital Expenses</b>       |        |               |        |               |        |               |        |               |        |               |        |               |        |               |        |               |
| Civilian Records Clerk            | 0.00   | \$ -          | 0.00   | \$ -          | 0.00   | \$ -          | 0.00   | \$ -          | 0.00   | \$ -          | 0.00   | \$ -          | 0.00   | \$ -          | 0.00   | \$ -          |
| Civilian Comm Service Specialist  | 0.00   | \$ -          | 0.00   | \$ -          | 0.00   | \$ -          | 0.00   | \$ -          | 0.00   | \$ -          | 0.00   | \$ -          | 0.00   | \$ -          | 0.00   | \$ -          |
| Civilian Evidence Technician      | 0.00   | \$ -          | 0.00   | \$ -          | 0.00   | \$ -          | 0.00   | \$ -          | 0.00   | \$ -          | 0.00   | \$ -          | 0.00   | \$ -          | 0.00   | \$ -          |
| Civilian Social Worker            | 0.00   | \$ -          | 0.00   | \$ -          | 0.00   | \$ -          | 0.00   | \$ -          | 0.00   | \$ -          | 0.00   | \$ -          | 0.00   | \$ -          | 0.00   | \$ -          |
| Civilian Admin - Office Manager   | 0.00   | \$ -          | 0.00   | \$ -          | 0.00   | \$ -          | 0.00   | \$ -          | 0.00   | \$ -          | 0.00   | \$ -          | 0.00   | \$ -          | 0.00   | \$ -          |
| <b>Total Non Capital Expenses</b> |        | \$ -          |        | \$ -          |        | \$ -          |        | \$ -          |        | \$ -          |        | \$ -          |        | \$ -          |        | \$ -          |
| <b>Capital Expenses</b>           |        |               |        |               |        |               |        |               |        |               |        |               |        |               |        |               |
| Desktop Computer                  | 0.00   | \$ -          | 0.00   | \$ -          |        |               |        |               |        |               |        |               |        |               |        |               |
| Evidence Tech Computer            | 0.00   | \$ -          | 0.00   | \$ -          |        |               |        |               |        |               |        |               |        |               |        |               |
| Laptop Computer                   | 0.00   | \$ -          | 0.00   | \$ -          |        |               |        |               |        |               |        |               |        |               |        |               |
| Headset                           | 0.00   | \$ -          | 0.00   | \$ -          |        |               |        |               |        |               |        |               |        |               |        |               |
| OnBase Licensing (Workflow)       | 0.00   | \$ -          | 0.00   | \$ -          |        |               |        |               |        |               |        |               |        |               |        |               |
| Building/Office Space             | 0.00   | \$ -          | 0.00   | \$ -          |        |               |        |               |        |               |        |               |        |               |        |               |
| Comm Service Furniture            | 0.00   | \$ -          | 0.00   | \$ -          |        |               |        |               |        |               |        |               |        |               |        |               |
| Evidence Tech Furniture           | 0.00   | \$ -          | 0.00   | \$ -          |        |               |        |               |        |               |        |               |        |               |        |               |
| Social Worker Furniture           | 0.00   | \$ -          | 0.00   | \$ -          |        |               |        |               |        |               |        |               |        |               |        |               |
| Admin Furniture                   | 0.00   | \$ -          | 0.00   | \$ -          |        |               |        |               |        |               |        |               |        |               |        |               |
| Comm Serv/Social Worker Uniform   | 0.00   | \$ -          | 0.00   | \$ -          |        |               |        |               |        |               |        |               |        |               |        |               |
| Cell Phone                        | 0.00   | \$ -          | 0.00   | \$ -          |        |               |        |               |        |               |        |               |        |               |        |               |
| Portable Radio                    | 0.00   | \$ -          | 0.00   | \$ -          |        |               |        |               |        |               |        |               |        |               |        |               |
| Interceptor SUV                   | 0.00   | \$ -          | 0.00   | \$ -          |        |               |        |               |        |               |        |               |        |               |        |               |
| Car Equipment                     | 0.00   | \$ -          | 0.00   | \$ -          |        |               |        |               |        |               |        |               |        |               |        |               |
| Car Build-Out                     | 0.00   | \$ -          | 0.00   | \$ -          |        |               |        |               |        |               |        |               |        |               |        |               |
| Cradlepoints/Antennas/Cables      | 0.00   | \$ -          | 0.00   | \$ -          |        |               |        |               |        |               |        |               |        |               |        |               |
| AED (Defibrillator)               | 0.00   | \$ -          | 0.00   | \$ -          |        |               |        |               |        |               |        |               |        |               |        |               |
| Misc Car Equipment                | 0.00   | \$ -          | 0.00   | \$ -          |        |               |        |               |        |               |        |               |        |               |        |               |
| MDT                               | 0.00   | \$ -          | 0.00   | \$ -          |        |               |        |               |        |               |        |               |        |               |        |               |
| Mobile Radio                      | 0.00   | \$ -          | 0.00   | \$ -          |        |               |        |               |        |               |        |               |        |               |        |               |
| Vehicle Wrap                      | 0.00   | \$ -          | 0.00   | \$ -          |        |               |        |               |        |               |        |               |        |               |        |               |
| Evidence Tech Vehicle             | 0.00   | \$ -          | 0.00   | \$ -          |        |               |        |               |        |               |        |               |        |               |        |               |
| Evidence Tech Uniform             | 0.00   | \$ -          | 0.00   | \$ -          |        |               |        |               |        |               |        |               |        |               |        |               |
| Social Worker Vehicle             | 0.00   | \$ -          | 0.00   | \$ -          |        |               |        |               |        |               |        |               |        |               |        |               |
| <b>Total Capital Expenses</b>     |        | \$ -          |        | \$ -          |        | \$ -          |        | \$ -          |        | \$ -          |        | \$ -          |        | \$ -          |        | \$ -          |
| <b>Total Non Cap/Capital Exp</b>  |        | \$ -          |        | \$ -          |        | \$ -          |        | \$ -          |        | \$ -          |        | \$ -          |        | \$ -          |        | \$ -          |

Note (1): Non capital expenses for Years 2, 3, and 4 assume a 3% increase due to cost of inflation.



**City of Bloomington - Annexation**

Projected Non-Capital & Capital Expenses

Public Works Department - Area 5: South Island Bloomington Annexation Area

September 10, 2021

**IF ONLY AREA 5 IS ANNEXED**

| Expense Items                        | Year 1 |                   |        |                   | Year 2 |                   |        |                   | Year 3 |                   |        |                   | Year 4 |                  |        |                   |
|--------------------------------------|--------|-------------------|--------|-------------------|--------|-------------------|--------|-------------------|--------|-------------------|--------|-------------------|--------|------------------|--------|-------------------|
|                                      | Number | Minimum Costs     | Number | Maximum Costs     | Number | Minimum Costs     | Number | Maximum Costs     | Number | Minimum Costs     | Number | Maximum Costs     | Number | Minimum Costs    | Number | Maximum Costs     |
| <b>Non Capital Expenses</b>          |        |                   |        |                   |        |                   |        |                   |        |                   |        |                   |        |                  |        |                   |
| Admin - Deputy Director              | 0.03   | \$ 3,345          | 0.06   | \$ 6,690          | 0.03   | \$ 3,445          | 0.06   | \$ 6,890          | 0.03   | \$ 3,549          | 0.06   | \$ 7,097          | 0.03   | \$ 3,655         | 0.06   | \$ 7,310          |
| Animal Control Officers              | 0.20   | \$ 9,839          | 0.20   | \$ 9,839          | 0.20   | \$ 10,134         | 0.20   | \$ 10,134         | 0.20   | \$ 10,438         | 0.20   | \$ 10,438         | 0.20   | \$ 10,752        | 0.20   | \$ 10,752         |
| Animal Control Secretary             | 0.07   | \$ 2,568          | 0.07   | \$ 2,568          | 0.07   | \$ 2,645          | 0.07   | \$ 2,645          | 0.07   | \$ 2,724          | 0.07   | \$ 2,724          | 0.07   | \$ 2,806         | 0.07   | \$ 2,806          |
| Animal Control Training              | 0.07   | \$ 409            | 0.07   | \$ 409            | 0.07   | \$ 421            | 0.07   | \$ 421            | 0.07   | \$ 434            | 0.07   | \$ 434            | 0.07   | \$ 447           | 0.07   | \$ 447            |
| Animal Control OT/On-Call Pay        | 0.07   | \$ 341            | 0.07   | \$ 341            | 0.07   | \$ 351            | 0.07   | \$ 351            | 0.07   | \$ 362            | 0.07   | \$ 362            | 0.07   | \$ 372           | 0.07   | \$ 372            |
| Animal Control Uniforms/Safety Vests | 0.14   | \$ 177            | 0.14   | \$ 177            | 0.14   | \$ 183            | 0.14   | \$ 183            | 0.14   | \$ 188            | 0.14   | \$ 188            | 0.14   | \$ 194           | 0.14   | \$ 194            |
| Animal Control Interlocal            | 0.07   | \$ 7,997          | 0.07   | \$ 7,997          | 0.07   | \$ 8,236          | 0.07   | \$ 8,236          | 0.07   | \$ 8,484          | 0.07   | \$ 8,484          | 0.07   | \$ 8,738         | 0.07   | \$ 8,738          |
| Facilities Maintenance Custodian     | 0.00   | \$ -              | 0.06   | \$ 3,345          | 0.00   | \$ -              | 0.06   | \$ 3,445          | 0.00   | \$ -              | 0.06   | \$ 3,549          | 0.00   | \$ -             | 0.06   | \$ 3,655          |
| Fleet Maintenance Mechanic           | 0.06   | \$ 4,561          | 0.12   | \$ 9,122          | 0.06   | \$ 4,698          | 0.12   | \$ 9,396          | 0.06   | \$ 4,839          | 0.12   | \$ 9,678          | 0.06   | \$ 4,984         | 0.12   | \$ 9,968          |
| Street MEO FTE's                     | 0.19   | \$ 12,461         | 0.31   | \$ 20,768         | 0.19   | \$ 12,835         | 0.31   | \$ 21,391         | 0.19   | \$ 13,220         | 0.31   | \$ 22,033         | 0.19   | \$ 13,616        | 0.31   | \$ 22,694         |
| Sanitation MEO FTE's                 | 0.00   | \$ -              | 0.00   | \$ -              | 0.00   | \$ -              | 0.00   | \$ -              | 0.00   | \$ -              | 0.00   | \$ -              | 0.00   | \$ -             | 0.00   | \$ -              |
| Street Lane Markings                 | 0.30   | \$ 7,500          | 0.30   | \$ 7,500          | 0.30   | \$ 7,725          | 0.30   | \$ 7,725          | 0.30   | \$ 7,957          | 0.30   | \$ 7,957          | 0.30   | \$ 8,195         | 0.30   | \$ 8,195          |
| Street Sweeping Disposal             | 0.30   | \$ 1,500          | 0.30   | \$ 1,500          | 0.30   | \$ 1,545          | 0.30   | \$ 1,545          | 0.30   | \$ 1,591          | 0.30   | \$ 1,591          | 0.30   | \$ 1,639         | 0.30   | \$ 1,639          |
| Street Annual Signal Maintenance     | 0.30   | \$ 3,000          | 0.30   | \$ 3,000          | 0.30   | \$ 3,090          | 0.30   | \$ 3,090          | 0.30   | \$ 3,183          | 0.30   | \$ 3,183          | 0.30   | \$ 3,278         | 0.30   | \$ 3,278          |
| Street Lighting Energy & Maint       | 10.60  | \$ 1,869          | 12.47  | \$ 2,199          | 10.60  | \$ 1,925          | 12.47  | \$ 2,265          | 10.60  | \$ 1,983          | 12.47  | \$ 2,332          | 10.60  | \$ 2,042         | 12.47  | \$ 2,402          |
| Street Snow Events                   | 0.25   | \$ 3,125          | 0.38   | \$ 4,688          | 0.25   | \$ 3,219          | 0.38   | \$ 4,828          | 0.25   | \$ 3,315          | 0.38   | \$ 4,973          | 0.25   | \$ 3,415         | 0.38   | \$ 5,122          |
| <b>Total Non Capital Expenses</b>    |        | <b>\$ 58,691</b>  |        | <b>\$ 80,141</b>  |        | <b>\$ 60,452</b>  |        | <b>\$ 82,546</b>  |        | <b>\$ 62,265</b>  |        | <b>\$ 85,022</b>  |        | <b>\$ 64,133</b> |        | <b>\$ 87,573</b>  |
| <b>Capital Expenses</b>              |        |                   |        |                   |        |                   |        |                   |        |                   |        |                   |        |                  |        |                   |
| Street Lighting Equip Costs (1)      | 3.53   | \$ 8,602          | 4.16   | \$ 10,120         | 3.53   | \$ 8,602          | 4.16   | \$ 10,120         | 3.53   | \$ 8,602          | 4.16   | \$ 10,120         | 0.00   | \$ -             | 0.00   | \$ -              |
| Animal Control Vehicles              | 0.02   | \$ 1,022          | 0.02   | \$ 1,022          | 0.02   | \$ 1,022          | 0.02   | \$ 1,022          | 0.02   | \$ 1,022          | 0.02   | \$ 1,022          | 0.00   | \$ -             | 0.00   | \$ -              |
| Animal Capture & Handling Equip      | 0.02   | \$ 27             | 0.02   | \$ 27             | 0.02   | \$ 27             | 0.02   | \$ 27             | 0.02   | \$ 27             | 0.02   | \$ 27             | 0.00   | \$ -             | 0.00   | \$ -              |
| Animal Control Livestock Trailer     | 0.02   | \$ 27             | 0.02   | \$ 27             | 0.02   | \$ 27             | 0.02   | \$ 27             | 0.02   | \$ 27             | 0.02   | \$ 27             | 0.00   | \$ -             | 0.00   | \$ -              |
| Facilities Maintenance Vehicle       | 0.02   | \$ 710            | 0.02   | \$ 710            | 0.02   | \$ 710            | 0.02   | \$ 710            | 0.02   | \$ 710            | 0.02   | \$ 710            | 0.00   | \$ -             | 0.00   | \$ -              |
| Fleet Maintenance Garage             | 0.02   | \$ 6,081          | 0.02   | \$ 20,272         | 0.02   | \$ 6,081          | 0.02   | \$ 20,272         | 0.02   | \$ 6,081          | 0.02   | \$ 20,272         | 0.00   | \$ -             | 0.00   | \$ -              |
| Street Tandem Dump Truck             | 0.06   | \$ 12,500         | 0.10   | \$ 20,833         | 0.06   | \$ 12,500         | 0.10   | \$ 20,833         | 0.06   | \$ 12,500         | 0.10   | \$ 20,833         | 0.00   | \$ -             | 0.00   | \$ -              |
| Street Leaffer                       | 0.03   | \$ 2,333          | 0.10   | \$ 7,000          | 0.03   | \$ 2,333          | 0.10   | \$ 7,000          | 0.03   | \$ 2,333          | 0.10   | \$ 7,000          | 0.00   | \$ -             | 0.00   | \$ -              |
| Street Sweeper                       | 0.00   | \$ -              | 0.01   | \$ 2,083          | 0.00   | \$ -              | 0.01   | \$ 2,083          | 0.00   | \$ -              | 0.01   | \$ 2,083          | 0.00   | \$ -             | 0.00   | \$ -              |
| Street Mill Work (Number = Miles)    | 0.18   | \$ 9,066          | 0.20   | \$ 10,099         | 0.18   | \$ 9,338          | 0.20   | \$ 10,402         | 0.18   | \$ 9,618          | 0.20   | \$ 10,714         | 0.18   | \$ 9,907         | 0.20   | \$ 11,035         |
| Street Resurface (Number = Miles)    | 0.18   | \$ 22,086         | 0.20   | \$ 24,601         | 0.18   | \$ 22,748         | 0.20   | \$ 25,339         | 0.18   | \$ 23,431         | 0.20   | \$ 26,099         | 0.18   | \$ 24,134        | 0.20   | \$ 26,882         |
| Sanitation Trucks                    | 0.00   | \$ -              | 0.00   | \$ -              | 0.00   | \$ -              | 0.00   | \$ -              | 0.00   | \$ -              | 0.00   | \$ -              | 0.00   | \$ -             | 0.00   | \$ -              |
| Sanitation Trash/Recycling Carts     | 56.83  | \$ 2,842          | 56.83  | \$ 2,842          | 56.83  | \$ 2,842          | 56.83  | \$ 2,842          | 56.83  | \$ 2,842          | 56.83  | \$ 2,842          | 0.00   | \$ -             | 0.00   | \$ -              |
|                                      |        |                   | \$ -   |                   |        |                   |        |                   |        |                   |        |                   |        |                  |        |                   |
| <b>Total Capital Expenses</b>        |        | <b>\$ 65,297</b>  |        | <b>\$ 99,636</b>  |        | <b>\$ 66,231</b>  |        | <b>\$ 100,677</b> |        | <b>\$ 67,194</b>  |        | <b>\$ 101,749</b> |        | <b>\$ 34,041</b> |        | <b>\$ 37,917</b>  |
| <b>Total Non Cap/Capital Exp</b>     |        | <b>\$ 123,988</b> |        | <b>\$ 179,777</b> |        | <b>\$ 126,683</b> |        | <b>\$ 183,222</b> |        | <b>\$ 129,459</b> |        | <b>\$ 186,771</b> |        | <b>\$ 98,174</b> |        | <b>\$ 125,490</b> |

Note (1): Non capital expenses for Years 2, 3, and 4 assume a 3% increase due to cost of inflation.

**City of Bloomington - Annexation**

Projected Non-Capital & Capital Expenses

Transit Department - Area 5: South Island Bloomington Annexation Area

September 10, 2021

**IF ONLY AREA 5 IS ANNEXED**

| Expense Items                            | Year 1 |                  |        |                  | Year 2 |                  |        |                  | Year 3 |                  |        |                  | Year 4 |                  |        |                  |
|--|--------|------------------|--------|------------------|--------|------------------|--------|------------------|--------|------------------|--------|------------------|--------|------------------|--------|------------------|
|  | Number | Minimum Costs    | Number | Maximum Costs    | Number | Minimum Costs    | Number | Maximum Costs    | Number | Minimum Costs    | Number | Maximum Costs    | Number | Minimum Costs    | Number | Maximum Costs    |
| <b>Non Capital Expenses</b>              |        |                  |        |                  |        |                  |        |                  |        |                  |        |                  |        |                  |        |                  |
| BT Access                                | 0.06   | \$ 11,676        | 0.06   | \$ 11,676        | 0.06   | \$ 12,027        | 0.06   | \$ 12,027        | 0.06   | \$ 12,388        | 0.06   | \$ 12,388        | 0.06   | \$ 12,759        | 0.06   | \$ 12,759        |
| Ivy Tech/Part 48 Industrial Park Service | 0.00   | \$ -             | 0.00   | \$ -             | 0.00   | \$ -             | 0.00   | \$ -             | 0.00   | \$ -             | 0.00   | \$ -             | 0.00   | \$ -             | 0.00   | \$ -             |
| S.Rogers/Fullerton Pk Operating Cost     | 0.00   | \$ -             | 0.00   | \$ -             | 0.00   | \$ -             | 0.00   | \$ -             | 0.00   | \$ -             | 0.00   | \$ -             | 0.00   | \$ -             | 0.00   | \$ -             |
| <b>Total Non Capital Expenses</b>        |        | <b>\$ 11,676</b> |        | <b>\$ 11,676</b> |        | <b>\$ 12,027</b> |        | <b>\$ 12,027</b> |        | <b>\$ 12,388</b> |        | <b>\$ 12,388</b> |        | <b>\$ 12,759</b> |        | <b>\$ 12,759</b> |
| <b>Capital Expenses</b>                  |        |                  |        |                  |        |                  |        |                  |        |                  |        |                  |        |                  |        |                  |
| BT Access Vans                           | 0.04   | \$ 3,243         | 0.04   | \$ 3,243         | 0.04   | \$ 3,243         | 0.04   | \$ 3,243         | 0.04   | \$ 3,243         | 0.04   | \$ 3,243         | 0.00   | \$ -             | 0.00   | \$ -             |
| Ivy Tech/Part 48 Industrial Park Capital | 0.00   | \$ -             | 0.00   | \$ -             | 0.00   | \$ -             | 0.00   | \$ -             | 0.00   | \$ -             | 0.00   | \$ -             | 0.00   | \$ -             | 0.00   | \$ -             |
| S.Rogers/Fullerton Pk Capital Cost       | 0.00   | \$ -             | 0.00   | \$ -             | 0.00   | \$ -             | 0.00   | \$ -             | 0.00   | \$ -             | 0.00   | \$ -             | 0.00   | \$ -             | 0.00   | \$ -             |
| <b>Total Capital Expenses</b>            |        | <b>\$ 3,243</b>  |        | <b>\$ 3,243</b>  |        | <b>\$ 3,243</b>  |        | <b>\$ 3,243</b>  |        | <b>\$ 3,243</b>  |        | <b>\$ 3,243</b>  |        | <b>\$ -</b>      |        | <b>\$ -</b>      |
| <b>Total Non Cap/Capital Exp</b>         |        | <b>\$ 14,920</b> |        | <b>\$ 14,920</b> |        | <b>\$ 15,270</b> |        | <b>\$ 15,270</b> |        | <b>\$ 15,631</b> |        | <b>\$ 15,631</b> |        | <b>\$ 12,759</b> |        | <b>\$ 12,759</b> |

Note (1): Years 2, 3, and 4 assume a 3% increase due to cost of inflation.

Service to Ivy Tech/Part 48 Industrial Park

\* 60 minute frequency 256 days annually, 6 am to 7 pm, \$75.33/hour (Year 1 - 2022) operating cost

\* \$1,000,000 for one (1) new electric bus + \$25,000 for stops and shelters

Service to Monroe Hospital area

\* 60 minute frequency 256 days annually, 6 am to 7 pm, \$75.33/hour (Year 1 - 2022) operating cost for 2022

\* \$1,000,000 for one (1) new diesel bus + \$25,000 for stops and shelters

BT Access service

\* 30 additional daily trips, \$25.00/per trip cost x 256 days

\* \$160,000 capital cost (\$80,000 each) for two (2) new BT Access vehicles

**City of Bloomington - Annexation**

Projected Non-Capital & Capital Expenses

Utilities Department - Area 5: South Island Bloomington Annexation Area

September 10, 2021

**IF ONLY AREA 5 IS ANNEXED**

| Expense Items                      | Year 1 |                  |        |                  | Year 2 |                  |        |                  | Year 3 |                  |        |                  | Year 4 |                  |        |                  |
|------------------------------------|--------|------------------|--------|------------------|--------|------------------|--------|------------------|--------|------------------|--------|------------------|--------|------------------|--------|------------------|
|                                    | Number | Minimum Costs    | Number | Maximum Costs    | Number | Minimum Costs    | Number | Maximum Costs    | Number | Minimum Costs    | Number | Maximum Costs    | Number | Minimum Costs    | Number | Maximum Costs    |
| <b>Non Capital Expenses</b>        |        |                  |        |                  |        |                  |        |                  |        |                  |        |                  |        |                  |        |                  |
| Stormwater Employees               | 0.36   | \$ 27,367        | 0.36   | \$ 27,367        | 0.36   | \$ 28,188        | 0.36   | \$ 28,188        | 0.36   | \$ 29,033        | 0.36   | \$ 29,033        | 0.36   | \$ 29,904        | 0.36   | \$ 29,904        |
| <b>Total Non Capital Expenses</b>  |        | <b>\$ 27,367</b> |        | <b>\$ 27,367</b> |        | <b>\$ 28,188</b> |        | <b>\$ 28,188</b> |        | <b>\$ 29,033</b> |        | <b>\$ 29,033</b> |        | <b>\$ 29,904</b> |        | <b>\$ 29,904</b> |
| <b>Capital Expenses</b>            |        |                  |        |                  |        |                  |        |                  |        |                  |        |                  |        |                  |        |                  |
| Service Truck, Dump Truck, Backhoe | 0.02   | \$ 3,791         | 0.02   | \$ 4,237         | 0.02   | \$ 3,791         | 0.02   | \$ 4,237         | 0.02   | \$ 3,791         | 0.02   | \$ 4,237         | 0.00   | \$ -             | 0.00   | \$ -             |
| Infrastructure                     | 0.02   | \$ 10,136        | 0.02   | \$ 20,272        | 0.02   | \$ 10,136        | 0.02   | \$ 20,272        | 0.02   | \$ 10,136        | 0.02   | \$ 20,272        | 0.00   | \$ -             | 0.00   | \$ -             |
| <b>Total Capital Expenses</b>      |        | <b>\$ 13,927</b> |        | <b>\$ 24,508</b> |        | <b>\$ 13,927</b> |        | <b>\$ 24,508</b> |        | <b>\$ 13,927</b> |        | <b>\$ 24,508</b> |        | <b>\$ -</b>      |        | <b>\$ -</b>      |
| <b>Total Non Cap/Capital Exp</b>   |        | <b>\$ 41,293</b> |        | <b>\$ 51,875</b> |        | <b>\$ 42,114</b> |        | <b>\$ 52,696</b> |        | <b>\$ 42,960</b> |        | <b>\$ 53,542</b> |        | <b>\$ 29,904</b> |        | <b>\$ 29,904</b> |

Note (1): Non capital expenses for Years 2, 3, and 4 assume a 3% increase due to cost of inflation.

**City of Bloomington**

Revenue Projections - By Annexation Area  
September 10, 2021

| <b>AREA 5 - SOUTH ISLAND ANNEXATION AREA - REVENUE PROJECTIONS</b> |                  |                   |                   |                   |                   |            |
|--|------------------|-------------------|-------------------|-------------------|-------------------|------------|
| REVENUE SOURCE   | ASSESSMENT YEAR  | PAY YEAR 1        | PAY YEAR 2        | PAY YEAR 3        | PAY YEAR 4        | PAY YEAR 5 |
|  | YEAR 1           | YEAR 2            | YEAR 3            | YEAR 4            | YEAR 5            |            |
| <b>Bloomington City Impacts</b>                                    |                  |                   |                   |                   |                   |            |
| Annexation Adjustment (Max Levy)                                   | \$ -             | \$ 503,911        | \$ 523,563        | \$ 543,982        | \$ 565,197        |            |
| CCD Rate Reestablishment   | \$ -             | \$ 33,661         | \$ 34,671         | \$ 35,711         | \$ 36,782         |            |
| Less: Property Tax Cap Credits                                     | \$ -             | \$ (34,658)       | \$ (36,010)       | \$ (37,414)       | \$ (38,873)       |            |
| <b>Equals: Subtotal - Net Property Tax</b>                         | <b>\$ -</b>      | <b>\$ 502,914</b> | <b>\$ 522,224</b> | <b>\$ 542,279</b> | <b>\$ 563,106</b> |            |
| <b>Plus Local Income Tax:</b>                                      |                  |                   |                   |                   |                   |            |
| LIT Certified Shares   | \$ -             | \$ -              | \$ 57,147         | \$ 71,640         | \$ 76,628         |            |
| LIT Public Safety  | \$ -             | \$ -              | \$ 26,163         | \$ 29,104         | \$ 29,977         |            |
| <b>Equals: Subtotal - Local Income Tax</b>                         | <b>\$ -</b>      | <b>\$ -</b>       | <b>\$ 83,309</b>  | <b>\$ 100,744</b> | <b>\$ 106,605</b> |            |
| <b>Plus - Highway/Related Revenue:</b>                             |                  |                   |                   |                   |                   |            |
| Motor Vehicle Highway Distribution                                 | \$ -             | \$ 22,297         | \$ 22,297         | \$ 22,297         | \$ 22,297         |            |
| Local Road & Street Distribution                                   | \$ -             | \$ 13,042         | \$ 13,042         | \$ 13,042         | \$ 13,042         |            |
| Wheel Tax  | \$ -             | \$ 18,035         | \$ 18,035         | \$ 18,035         | \$ 18,035         |            |
| Motor Vehicle/Aircraft Excise Tax                                  | \$ -             | \$ 17,394         | \$ 18,073         | \$ 18,778         | \$ 19,510         |            |
| Commercial Vehicle Excise Tax (CVET)                               | \$ -             | \$ 1,206          | \$ 1,252          | \$ 1,300          | \$ 1,350          |            |
| <b>Equals: Subtotal - Highway/Related Revenue</b>                  | <b>\$ -</b>      | <b>\$ 71,974</b>  | <b>\$ 72,699</b>  | <b>\$ 73,452</b>  | <b>\$ 74,234</b>  |            |
| <b>Plus - Other Revenue:</b>                                       |                  |                   |                   |                   |                   |            |
| Financial Institutions Tax (FIT)                                   | \$ -             | \$ 4,457          | \$ 4,628          | \$ 4,806          | \$ 4,990          |            |
| ABC Excise Tax   | \$ -             | \$ 1,040          | \$ 1,080          | \$ 1,122          | \$ 1,166          |            |
| ABC Gallonage Tax  | \$ -             | \$ 2,325          | \$ 2,416          | \$ 2,510          | \$ 2,608          |            |
| Cigarette Tax  | \$ -             | \$ 2,638          | \$ 2,741          | \$ 2,848          | \$ 2,959          |            |
| Riverboat Wagering Distribution                                    | \$ -             | \$ 5,663          | \$ 5,663          | \$ 5,663          | \$ 5,663          |            |
| <b>Equals: Subtotal - Other Revenue</b>                            | <b>\$ -</b>      | <b>\$ 16,123</b>  | <b>\$ 16,528</b>  | <b>\$ 16,949</b>  | <b>\$ 17,387</b>  |            |
| <b>Total - City Impact Projections - Area 5</b>                    | <b>\$ -</b>      | <b>\$ 591,011</b> | <b>\$ 694,761</b> | <b>\$ 733,424</b> | <b>\$ 761,332</b> |            |
| <b>Storm Water Impact - Storm Collection Fees</b>                  | <b>\$ 15,713</b> | <b>\$ 15,713</b>  | <b>\$ 15,713</b>  | <b>\$ 15,713</b>  | <b>\$ 15,713</b>  |            |
| <b>Bloomington Transit Impacts</b>                                 |                  |                   |                   |                   |                   |            |
| Annexation Adjustment (Max Levy)                                   | \$ -             | \$ 25,252         | \$ 26,236         | \$ 27,260         | \$ 28,323         |            |
| Less: Property Tax Cap Credits                                     | \$ -             | \$ (1,758)        | \$ (1,827)        | \$ (1,898)        | \$ (1,972)        |            |
| <b>Equals: Subtotal - Net Property Tax</b>                         | <b>\$ -</b>      | <b>\$ 23,493</b>  | <b>\$ 24,409</b>  | <b>\$ 25,361</b>  | <b>\$ 26,350</b>  |            |
| <b>Plus: Other Revenue</b>   |                  |                   |                   |                   |                   |            |
| Financial Institutions Tax (FIT)                                   | \$ -             | \$ 227            | \$ 236            | \$ 245            | \$ 255            |            |
| Motor Vehicle/Aircraft Excise Tax                                  | \$ -             | \$ 887            | \$ 921            | \$ 957            | \$ 995            |            |
| Commercial Vehicle Excise Tax (CVET)                               | \$ -             | \$ 61             | \$ 64             | \$ 66             | \$ 69             |            |
| LIT Certified Shares   | \$ -             | \$ -              | \$ 2,441          | \$ 3,060          | \$ 3,273          |            |
| <b>Equals: Subtotal - Other Revenue</b>                            | <b>\$ -</b>      | <b>\$ 1,175</b>   | <b>\$ 3,662</b>   | <b>\$ 4,329</b>   | <b>\$ 4,591</b>   |            |
| <b>Total - Bloomington Transit Impacts</b>                         | <b>\$ -</b>      | <b>\$ 24,669</b>  | <b>\$ 28,071</b>  | <b>\$ 29,690</b>  | <b>\$ 30,942</b>  |            |
| <b>Grand Total - Area 5 Impacts</b>                                | <b>\$ 15,713</b> | <b>\$ 631,392</b> | <b>\$ 738,545</b> | <b>\$ 778,827</b> | <b>\$ 807,986</b> |            |

## City of Bloomington

Individual Parcel-by-Parcel Impacts

September 10, 2021

As Part of preparing the Annexation Fiscal Plan, complete parcel lists for each Annexation Area containing the following information can be found at <https://bloomington.in.gov/city/annexation>, and are incorporated herein by reference:

- Owner Name
- Parcel ID Number
- Assessed Value
- Existence of a Sewer Waiver

In addition to the above information, property owners will be able to the projected property tax increase due to the Annexation.

# City of Bloomington

## Area #1A: South-West Annexation Area - Tax Impacts Analysis



Note (1): This section shows the inc/(dec) in tax bills due to differences between township fire protection rates and the Monroe Fire Protection District fire rate

| Owner Name   | Parcel #                 | Waiver | Annexation Area | AG | 2020 Pay 2021 Gross AV | 2020 Pay 2021 Deductions /Exemptions | 2020 Pay 2021 NAV | Pre-Annex 2020 Pay 2021 Prop Tax Rate | Post-Annex Prop Tax Rate | Pre-Annex Tax Bill | Post-Annex Tax Bill | Net Tax Bill Increase Due Solely to AV Growth (12% - Aggregate over 4 years) | Net Tax Bill Increase Due to Difference Between Fire Rates (1) | Net Tax Bill Increase Due to Annexation | Total Post-Annexation Net Tax Bill Increase | Benefit 1 Yearly Sewer Bill Savings (@ 4000 Gal/Month) | Benefit 2 Yearly Fire Protection (Water Surcharge) Savings | Post-Annex Tax Bill Inc/(Dec) Net of Benefits |
|--|--------------------------|--------|-----------------|----|------------------------|--------------------------------------|-------------------|---------------------------------------|--------------------------|--------------------|---------------------|--|--|---|---|--|--|---|
| Csx Transportation Inc   | 53-01-27-890-103.000-004 |        | 1A              | N  | \$ 11,700              | \$ -                                 | \$ 11,700         | \$ 1,5403                             | \$ 2,2811                | \$ 180.22          | \$ 298.91           | \$ 32.03   | \$ -   | \$ 86.67                                | \$ 118.69                                   | \$ -   | \$ -   | \$ 118.69                                     |
| State of Indiana   | 53-05-31-101-038.000-004 |        | 1A              | N  | \$ -                   | \$ -                                 | \$ -              | \$ 1,5403                             | \$ 2,2811                | \$ -               | \$ -                | \$ -   | \$ -   | \$ -                                    | \$ -  | \$ -   | \$ -   | \$ -  |
| State of Indiana   | 53-05-31-101-023.000-004 |        | 1A              | N  | \$ -                   | \$ -                                 | \$ -              | \$ 1,5403                             | \$ 2,2811                | \$ -               | \$ -                | \$ -   | \$ -   | \$ -                                    | \$ -  | \$ -   | \$ -   | \$ -  |
| State of Indiana   | 53-05-31-101-019.000-004 |        | 1A              | N  | \$ -                   | \$ -                                 | \$ -              | \$ 1,5403                             | \$ 2,2811                | \$ -               | \$ -                | \$ -   | \$ -   | \$ -                                    | \$ -  | \$ -   | \$ -   | \$ -  |
| State of Indiana   | 53-05-31-101-029.000-004 |        | 1A              | N  | \$ -                   | \$ -                                 | \$ -              | \$ 1,5403                             | \$ 2,2811                | \$ -               | \$ -                | \$ -   | \$ -   | \$ -                                    | \$ -  | \$ -   | \$ -   | \$ -  |
| State Of Indiana   | 53-05-29-200-011.000-005 |        | 1A              | N  | \$ -                   | \$ -                                 | \$ -              | \$ 2,0635                             | \$ 2,0641                | \$ -               | \$ -                | \$ -   | \$ -   | \$ -                                    | \$ -  | \$ -   | \$ -   | \$ -  |
| Shahbahrami, Farrokh Sr Revocable Trust                              | 53-05-29-200-049.000-005 |        | 1A              | N  | \$ 1,300               | \$ -                                 | \$ 1,300          | \$ 2,0635                             | \$ 2,0641                | \$ 26.84           | \$ 30.05            | \$ 3.22  | \$ 5.66  | \$ (0.01)                               | \$ 3.21                                     | \$ -   | \$ -   | \$ 3.21                                       |
| State Of Indiana   | 53-05-30-200-013.000-004 |        | 1A              | N  | \$ -                   | \$ -                                 | \$ -              | \$ 1,5403                             | \$ 2,2811                | \$ -               | \$ -                | \$ -   | \$ -   | \$ -                                    | \$ -  | \$ -   | \$ -   | \$ -  |
| Indiana University Health Bloomington Inc                            | 53-05-30-200-016.000-004 |        | 1A              | N  | \$ 27,200              | \$ -                                 | \$ 27,200         | \$ 1,5403                             | \$ 2,2811                | \$ 418.96          | \$ 694.91           | \$ 74.45   | \$ -   | \$ 201.50                               | \$ 275.95                                   | \$ -   | \$ -   | \$ 275.95                                     |
| Indiana University Health Bloomington Inc                            | 53-05-30-200-016.007-004 |        | 1A              | N  | \$ 7,200               | \$ 7,200                             | \$ -              | \$ 1,5403                             | \$ 2,2811                | \$ -               | \$ -                | \$ -   | \$ -   | \$ -                                    | \$ -  | \$ -   | \$ -   | \$ -  |
| Logan Land Development LLC   | 53-05-30-100-006.000-004 |        | 1A              | Y  | \$ 36,000              | \$ -                                 | \$ 36,000         | \$ 1,5403                             | \$ 2,2811                | \$ 554.52          | \$ 554.52           | \$ 290.71  | \$ -   | \$ -                                    | \$ 290.71                                   | \$ -   | \$ -   | \$ 290.71                                     |
| Logan Land Development LLC   | 53-05-30-100-006.009-004 |        | 1A              | N  | \$ 2,200               | \$ -                                 | \$ 2,200          | \$ 1,5403                             | \$ 2,2811                | \$ 33.88           | \$ 56.21            | \$ 6.02  | \$ -   | \$ 16.30                                | \$ 22.33                                    | \$ -   | \$ -   | \$ 22.33                                      |
| Indiana University Health Bloomington Inc                            | 53-05-30-200-016.008-004 |        | 1A              | N  | \$ 15,500              | \$ -                                 | \$ 15,500         | \$ 1,5403                             | \$ 2,2811                | \$ 238.76          | \$ 396.00           | \$ 42.43   | \$ -   | \$ 114.81                               | \$ 157.24                                   | \$ -   | \$ -   | \$ 157.24                                     |
| Floyd, James E & Glodene B   | 53-05-29-200-036.000-004 |        | 1A              | N  | \$ 110,100             | \$ 81,785                            | \$ 28,315         | \$ 1,5403                             | \$ 2,2811                | \$ 337.48          | \$ 344.23           | \$ -   | \$ -   | \$ 6.75                                 | \$ 6.75                                     | \$ 69.36   | \$ 22.20   | \$ (84.81)                                    |
| State Of Indiana   | 53-05-29-200-031.000-004 |        | 1A              | N  | \$ -                   | \$ -                                 | \$ -              | \$ 1,5403                             | \$ 2,2811                | \$ -               | \$ -                | \$ -   | \$ -   | \$ -                                    | \$ -  | \$ -   | \$ -   | \$ -  |
| Lenning, Michael A & Ronessa   | 53-05-31-101-041.000-004 |        | 1A              | N  | \$ 48,800              | \$ -                                 | \$ 48,800         | \$ 1,5403                             | \$ 2,2811                | \$ 751.68          | \$ 1,145.75         | \$ 122.76  | \$ -   | \$ 271.31                               | \$ 394.07                                   | \$ 69.36   | \$ 14.76   | \$ 309.95                                     |
| Willibey, Danielle   | 53-05-29-200-045.000-004 |        | 1A              | N  | \$ 114,300             | \$ 72,255                            | \$ 42,045         | \$ 1,5403                             | \$ 2,2811                | \$ 624.66          | \$ 1,036.08         | \$ 111.00  | \$ -   | \$ 300.42                               | \$ 411.42                                   | \$ 69.36   | \$ 22.20   | \$ 319.86                                     |
| State of Indiana   | 53-05-31-101-018.000-004 |        | 1A              | N  | \$ -                   | \$ -                                 | \$ -              | \$ 1,5403                             | \$ 2,2811                | \$ -               | \$ -                | \$ -   | \$ -   | \$ -                                    | \$ -  | \$ -   | \$ -   | \$ -  |
| State of Indiana   | 53-05-31-101-025.000-004 |        | 1A              | N  | \$ -                   | \$ -                                 | \$ -              | \$ 1,5403                             | \$ 2,2811                | \$ -               | \$ -                | \$ -   | \$ -   | \$ -                                    | \$ -  | \$ -   | \$ -   | \$ -  |
| State of Indiana   | 53-05-31-101-007.000-004 |        | 1A              | N  | \$ -                   | \$ -                                 | \$ -              | \$ 1,5403                             | \$ 2,2811                | \$ -               | \$ -                | \$ -   | \$ -   | \$ -                                    | \$ -  | \$ -   | \$ -   | \$ -  |
| State of Indiana   | 53-05-31-101-008.000-004 |        | 1A              | N  | \$ -                   | \$ -                                 | \$ -              | \$ 1,5403                             | \$ 2,2811                | \$ -               | \$ -                | \$ -   | \$ -   | \$ -                                    | \$ -  | \$ -   | \$ -   | \$ -  |
| Seeber, John   | 53-05-30-300-040.000-004 |        | 1A              | N  | \$ 34,800              | \$ -                                 | \$ 34,800         | \$ 1,5403                             | \$ 2,2811                | \$ 536.02          | \$ 889.08           | \$ 95.26   | \$ -   | \$ 257.80                               | \$ 353.06                                   | \$ -   | \$ -   | \$ 353.06                                     |
| State Of Indiana   | 53-05-20-300-008.000-004 |        | 1A              | N  | \$ -                   | \$ -                                 | \$ -              | \$ 1,5403                             | \$ 2,2811                | \$ -               | \$ -                | \$ -   | \$ -   | \$ -                                    | \$ -  | \$ -   | \$ -   | \$ -  |
| State Of Indiana   | 53-05-20-300-027.000-004 |        | 1A              | N  | \$ -                   | \$ -                                 | \$ -              | \$ 1,5403                             | \$ 2,2811                | \$ -               | \$ -                | \$ -   | \$ -   | \$ -                                    | \$ -  | \$ -   | \$ -   | \$ -  |
| State Of Indiana   | 53-05-20-300-026.000-004 |        | 1A              | N  | \$ -                   | \$ -                                 | \$ -              | \$ 1,5403                             | \$ 2,2811                | \$ -               | \$ -                | \$ -   | \$ -   | \$ -                                    | \$ -  | \$ -   | \$ -   | \$ -  |
| Hanna Properties LLC   | 53-05-30-400-008.000-004 |        | 1A              | N  | \$ 232,400             | \$ -                                 | \$ 232,400        | \$ 1,5403                             | \$ 2,2811                | \$ 3,579.66        | \$ 5,937.40         | \$ 636.15  | \$ -   | \$ 1,721.59                             | \$ 2,357.74                                 | \$ -   | \$ -   | \$ 2,357.74                                   |
| State Of Indiana   | 53-05-30-400-011.000-004 |        | 1A              | N  | \$ -                   | \$ -                                 | \$ -              | \$ 1,5403                             | \$ 2,2811                | \$ -               | \$ -                | \$ -   | \$ -   | \$ -                                    | \$ -  | \$ -   | \$ -   | \$ -  |
| Ledge Wall Quarry LLC  | 53-05-30-400-014.000-004 |        | 1A              | N  | \$ 141,500             | \$ -                                 | \$ 141,500        | \$ 1,5403                             | \$ 2,2811                | \$ 2,179.52        | \$ 3,614.24         | \$ 387.24  | \$ -   | \$ 1,047.48                             | \$ 1,434.72                                 | \$ -   | \$ -   | \$ 1,434.72                                   |
| State Of Indiana   | 53-05-30-100-010.000-004 |        | 1A              | N  | \$ -                   | \$ -                                 | \$ -              | \$ 1,5403                             | \$ 2,2811                | \$ -               | \$ -                | \$ -   | \$ -   | \$ -                                    | \$ -  | \$ -   | \$ -   | \$ -  |
| Ledge Wall Quarry LLC  | 53-05-30-400-014.002-004 |        | 1A              | N  | \$ 221,700             | \$ -                                 | \$ 221,700        | \$ 1,5403                             | \$ 2,2811                | \$ 3,414.84        | \$ 5,664.04         | \$ 606.86  | \$ -   | \$ 1,642.34                             | \$ 2,249.20                                 | \$ -   | \$ -   | \$ 2,249.20                                   |
| CBS Corporation  | 53-05-30-400-014.011-004 |        | 1A              | N  | \$ 58,000              | \$ -                                 | \$ 58,000         | \$ 1,5403                             | \$ 2,2811                | \$ 893.36          | \$ 1,481.80         | \$ 158.76  | \$ -   | \$ 429.67                               | \$ 588.44                                   | \$ -   | \$ -   | \$ 588.44                                     |
| State of Indiana   | 53-05-31-100-003.000-004 |        | 1A              | N  | \$ -                   | \$ -                                 | \$ -              | \$ 1,5403                             | \$ 2,2811                | \$ -               | \$ -                | \$ -   | \$ -   | \$ -                                    | \$ -  | \$ -   | \$ -   | \$ -  |
| Sons, Susan E  | 53-05-29-200-006.000-004 |        | 1A              | N  | \$ 167,800             | \$ 83,210                            | \$ 84,590         | \$ 1,5403                             | \$ 2,2811                | \$ 1,267.24        | \$ 2,101.90         | \$ 225.21  | \$ -   | \$ 609.45                               | \$ 834.66                                   | \$ 69.36   | \$ 22.20   | \$ 743.10                                     |
| RSD Holding LLC  | 53-05-29-200-030.000-004 |        | 1A              | N  | \$ 163,200             | \$ -                                 | \$ 163,200        | \$ 1,5403                             | \$ 2,2811                | \$ 2,513.76        | \$ 3,849.09         | \$ 412.40  | \$ -   | \$ 922.92                               | \$ 1,335.33                                 | \$ 69.36   | \$ 22.20   | \$ 1,243.77                                   |
| Indiana University Health Bloomington Inc                            | 53-05-30-200-009.000-004 |        | 1A              | N  | \$ 33,400              | \$ -                                 | \$ 33,400         | \$ 1,5403                             | \$ 2,2811                | \$ 514.46          | \$ 853.31           | \$ 91.43   | \$ -   | \$ 247.42                               | \$ 338.85                                   | \$ -   | \$ -   | \$ 338.85                                     |
| McKamey, Jeffrey S & Smith, Joe W                                    | 53-05-29-100-027.000-004 |        | 1A              | N  | \$ 172,300             | \$ 78,975                            | \$ 93,325         | \$ 1,5403                             | \$ 2,2811                | \$ 1,406.08        | \$ 2,270.10         | \$ 243.22  | \$ -   | \$ 620.79                               | \$ 864.02                                   | \$ 69.36   | \$ 22.20   | \$ 772.46                                     |
| Shields, Charles R II & Janna L                                      | 53-05-31-101-010.000-004 | 2439   | 1A              | N  | \$ 76,100              | \$ -                                 | \$ 76,100         | \$ 1,5403                             | \$ 2,2811                | \$ 1,172.16        | \$ 1,786.72         | \$ 191.43  | \$ -   | \$ 423.12                               | \$ 614.56                                   | \$ -   | \$ -   | \$ 614.56                                     |
| State of Indiana   | 53-05-31-100-005.000-004 |        | 1A              | N  | \$ -                   | \$ -                                 | \$ -              | \$ 1,5403                             | \$ 2,2811                | \$ -               | \$ -                | \$ -   | \$ -   | \$ -                                    | \$ -  | \$ -   | \$ -   | \$ -  |
| GTP Acquisition Partners II LLC                                      | 53-01-20-865-107.000-004 | 1567   | 1A              | N  | \$ 8,300               | \$ -                                 | \$ 8,300          | \$ 1,5403                             | \$ 2,2811                | \$ 127.84          | \$ 212.05           | \$ 22.72   | \$ -   | \$ 61.49                                | \$ 84.21                                    | \$ -   | \$ -   | \$ 84.21                                      |
| Indiana Limestone Acquisitions LLC                                   | 53-05-30-400-007.000-004 |        | 1A              | N  | \$ 14,600              | \$ -                                 | \$ 14,600         | \$ 1,5403                             | \$ 2,2811                | \$ 224.88          | \$ 373.00           | \$ 39.96   | \$ -   | \$ 108.16                               | \$ 148.12                                   | \$ -   | \$ -   | \$ 148.12                                     |
| State Of Indiana   | 53-05-30-100-012.000-004 |        | 1A              | N  | \$ -                   | \$ -                                 | \$ -              | \$ 1,5403                             | \$ 2,2811                | \$ -               | \$ -                | \$ -   | \$ -   | \$ -                                    | \$ -  | \$ -   | \$ -   | \$ -  |
| Albert, Frederick V.   | 53-05-29-200-003.000-004 |        | 1A              | N  | \$ 149,200             | \$ -                                 | \$ 149,200        | \$ 1,5403                             | \$ 2,2811                | \$ 2,298.12        | \$ 3,811.79         | \$ 408.41  | \$ -   | \$ 1,105.27                             | \$ 1,513.67                                 | \$ 69.36   | \$ 14.76   | \$ 1,429.55                                   |
| Maidi, Ben & Ali Maidi & Chabane Maidi & Dawood Maidi & Rachid Maidi | 53-05-31-100-002.000-004 |        | 1A              | N  | \$ 200                 | \$ -                                 | \$ 200            | \$ 1,5403                             | \$ 2,2811                | \$ 3.08            | \$ 5.11             | \$ 0.55  | \$ -   | \$ 1.48                                 | \$ 2.03                                     | \$ -   | \$ -   | \$ 2.03                                       |
| Ledge Wall Quarry LLC  | 53-01-21-260-000.000-004 |        | 1A              | N  | \$ 11,600              | \$ -                                 | \$ 11,600         | \$ 1,5403                             | \$ 2,2811                | \$ 178.68          | \$ 296.36           | \$ 31.75   | \$ -   | \$ 85.93                                | \$ 117.68                                   | \$ -   | \$ -   | \$ 117.68                                     |
| State Of Indiana   | 53-05-29-200-020.000-004 |        | 1A              | N  | \$ -                   | \$ -                                 | \$ -              | \$ 1,5403                             | \$ 2,2811                | \$ -               | \$ -                | \$ -   | \$ -   | \$ -                                    | \$ -  | \$ -   | \$ -   | \$ -  |
| Yates, Helen Catherine Trust   | 53-05-29-200-004.000-004 |        | 1A              | N  | \$ 9,600               | \$ -                                 | \$ 9,600          | \$ 1,5403                             | \$ 2,2811                | \$ 147.88          | \$ 245.26           | \$ 26.28   | \$ -   | \$ 71.10                                | \$ 97.38                                    | \$ -   | \$ -   | \$ 97.38                                      |
| Brummett, Chadd A  | 53-01-20-346-000.000-004 |        | 1A              | N  | \$ 169,300             | \$ 90,525                            | \$ 78,775         | \$ 1,5403                             | \$ 2,2811                | \$ 1,170.36        | \$ 1,941.21         | \$ 207.99  | \$ -   | \$ 562.86                               | \$ 770.85                                   | \$ -   | \$ -   | \$ 770.85                                     |
| Brummett-Powell, Shelly & William David Powell                       | 53-05-30-300-002.000-004 | 2275   | 1A              | N  | \$ 94,300              | \$ -                                 | \$ 94,300         | \$ 1,5403                             | \$ 2,2811                | \$ 1,452.50        | \$ 2,215.06         | \$ 237.33  | \$ -   | \$ 525.23                               | \$ 762.56                                   | \$ 69.36   | \$ 37.08   | \$ 656.12                                     |

# City of Bloomington

## Area #1A: South-West Annexation Area - Tax Impacts Analysis

Note (1): This section shows the inc/(dec) in tax bills due to differences between township fire protection rates and the Monroe Fire Protection District fire rate

| Owner Name   | Parcel #                 | Waiver | Annexation Area | AG | 2020 Pay 2021 Gross AV | 2020 Pay 2021 Deductions /Exemptions | 2020 Pay 2021 NAV | Pre-Annex 2020 Pay 2021 Prop Tax Rate | Post-Annex Prop Tax Rate | Pre-Annex Tax Bill | Post-Annex Tax Bill | Net Tax Bill Increase Due Solely to AV Growth (12% - Aggregate over 4 years) | Net Tax Bill Increase Due to Difference Between Fire Rates (1) | Net Tax Bill Increase Due to Annexation | Total Post-Annexation Net Tax Bill Increase | Benefit 1 Yearly Sewer Bill Savings (@ 4000 Gal/Month) | Benefit 2 Yearly Fire Protection (Water Surcharge) Savings | Post-Annex Tax Bill Inc/(Dec) Net of Benefits |
|--|--------------------------|--------|-----------------|----|------------------------|--------------------------------------|-------------------|---------------------------------------|--------------------------|--------------------|---------------------|--|--|---|---|--|--|---|
| Indiana University Health Bloomington Inc                      | 53-01-20-256-000-000-004 |        | 1A              | N  | \$ 53,900              | \$ -                                 | \$ 53,900         | \$ 1.5403                             | \$ 2.2811                | \$ 830.22          | \$ 1,377.05         | \$ 147.54  | \$ -   | \$ 399.29                               | \$ 546.83                                   | \$ -   | \$ -   | \$ 546.83                                     |
| State Of Indiana   | 53-05-30-200-014-000-004 |        | 1A              | N  | \$ -                   | \$ -                                 | \$ -              | \$ 1.5403                             | \$ 2.2811                | \$ -               | \$ -                | \$ -   | \$ -   | \$ -                                    | \$ -  | \$ -   | \$ -   | \$ -  |
| Monroe Co Commissioners  | 53-01-20-256-002-000-004 |        | 1A              | N  | \$ -                   | \$ -                                 | \$ -              | \$ 1.5403                             | \$ 2.2811                | \$ -               | \$ -                | \$ -   | \$ -   | \$ -                                    | \$ -  | \$ -   | \$ -   | \$ -  |
| State Of Indiana Dept Of National Resources                    | 53-05-20-300-017-000-004 |        | 1A              | N  | \$ -                   | \$ -                                 | \$ -              | \$ 1.5403                             | \$ 2.2811                | \$ -               | \$ -                | \$ -   | \$ -   | \$ -                                    | \$ -  | \$ 69.36   | \$ 118.68  | \$ (188.04)                                   |
| Cassady, Randy   | 53-05-30-400-002-000-004 |        | 1A              | N  | \$ 2,400               | \$ -                                 | \$ 2,400          | \$ 1.5403                             | \$ 2.2811                | \$ 36.96           | \$ 61.32            | \$ 6.57  | \$ -   | \$ 17.79                                | \$ 24.36                                    | \$ -   | \$ -   | \$ 24.36                                      |
| Bloomington Asset Management LLC                               | 53-05-30-400-013-000-004 |        | 1A              | N  | \$ 257,100             | \$ -                                 | \$ 257,100        | \$ 1.5403                             | \$ 2.2811                | \$ 3,960.12        | \$ 6,568.44         | \$ 703.76  | \$ -   | \$ 1,904.56                             | \$ 2,608.32                                 | \$ -   | \$ -   | \$ 2,608.32                                   |
| State of Indiana, Department of Administration                 | 53-05-30-400-010-000-004 |        | 1A              | N  | \$ -                   | \$ -                                 | \$ -              | \$ 1.5403                             | \$ 2.2811                | \$ -               | \$ -                | \$ -   | \$ -   | \$ -                                    | \$ -  | \$ 69.36   | \$ 37.08   | \$ (106.44)                                   |
| PTP LLC  | 53-05-30-400-004-000-004 |        | 1A              | N  | \$ 71,300              | \$ 3,000                             | \$ 68,300         | \$ 1.5403                             | \$ 2.2811                | \$ 1,052.02        | \$ 1,744.94         | \$ 186.96  | \$ -   | \$ 505.96                               | \$ 692.92                                   | \$ 69.36   | \$ 22.20   | \$ 601.36                                     |
| Crown Castle   | 53-05-30-400-013.010-004 |        | 1A              | N  | \$ 10,600              | \$ -                                 | \$ 10,600         | \$ 1.5403                             | \$ 2.2811                | \$ 163.28          | \$ 270.81           | \$ 29.02   | \$ -   | \$ 78.52                                | \$ 107.53                                   | \$ -   | \$ -   | \$ 107.53                                     |
| Cassady, Randy   | 53-05-31-100-052-000-004 |        | 1A              | N  | \$ 700                 | \$ -                                 | \$ 700            | \$ 1.5403                             | \$ 2.2811                | \$ 10.78           | \$ 17.88            | \$ 1.92  | \$ -   | \$ 5.19                                 | \$ 7.10                                     | \$ -   | \$ -   | \$ 7.10                                       |
| B-Town Enterprises LLC   | 53-05-29-200-032-000-004 |        | 1A              | N  | \$ 95,600              | \$ -                                 | \$ 95,600         | \$ 1.5403                             | \$ 2.2811                | \$ 1,472.52        | \$ 2,244.55         | \$ 240.49  | \$ -   | \$ 531.54                               | \$ 772.03                                   | \$ 69.36   | \$ 14.76   | \$ 687.91                                     |
| May, Daniel & Mary Beth  | 53-05-29-200-041-000-004 |        | 1A              | N  | \$ 120,600             | \$ 109,845                           | \$ 10,755         | \$ 1.5403                             | \$ 2.2811                | \$ 159.80          | \$ 265.04           | \$ 28.41   | \$ -   | \$ 76.84                                | \$ 105.24                                   | \$ 69.36   | \$ 22.20   | \$ 13.68                                      |
| Stason LLC   | 53-05-29-200-050-000-004 |        | 1A              | N  | \$ 5,000               | \$ -                                 | \$ 5,000          | \$ 1.5403                             | \$ 2.2811                | \$ 77.02           | \$ 127.74           | \$ 13.69   | \$ -   | \$ 37.03                                | \$ 50.72                                    | \$ -   | \$ -   | \$ 50.72                                      |
| Stason LLC   | 53-05-29-200-048-000-004 |        | 1A              | N  | \$ 3,300               | \$ -                                 | \$ 3,300          | \$ 1.5403                             | \$ 2.2811                | \$ 50.84           | \$ 84.31            | \$ 9.03  | \$ -   | \$ 24.44                                | \$ 33.47                                    | \$ -   | \$ -   | \$ 33.47                                      |
| Stason LLC   | 53-05-29-200-012-000-004 |        | 1A              | N  | \$ 111,000             | \$ -                                 | \$ 111,000        | \$ 1.5403                             | \$ 2.2811                | \$ 1,709.72        | \$ 2,606.12         | \$ 279.23  | \$ -   | \$ 617.17                               | \$ 896.40                                   | \$ 69.36   | \$ 22.20   | \$ 804.84                                     |
| Boruff, Roger  | 53-05-29-200-025-000-004 |        | 1A              | N  | \$ 98,700              | \$ -                                 | \$ 98,700         | \$ 1.5403                             | \$ 2.2811                | \$ 1,520.28        | \$ 2,327.68         | \$ 249.39  | \$ -   | \$ 558.01                               | \$ 807.40                                   | \$ 69.36   | \$ 22.20   | \$ 715.84                                     |
| Rodgers, Glen A Revocable Living Trust                         | 53-05-29-200-047-000-004 |        | 1A              | N  | \$ 67,000              | \$ 65,060                            | \$ 1,940          | \$ 1.5403                             | \$ 2.2811                | \$ 28.82           | \$ 47.81            | \$ 5.13  | \$ -   | \$ 13.86                                | \$ 18.99                                    | \$ 69.36   | \$ 22.20   | \$ (72.57)                                    |
| Bush, Donald K. & Barbara J.                                   | 53-05-30-300-006-000-004 | 2313   | 1A              | N  | \$ 124,100             | \$ 86,325                            | \$ 37,775         | \$ 1.5403                             | \$ 2.2811                | \$ 361.10          | \$ 368.32           | \$ -   | \$ -   | \$ 7.22                                 | \$ 7.22                                     | \$ -   | \$ -   | \$ 7.22                                       |
| Bush, Donald K & Barbara J                                     | 53-05-30-300-003-000-004 | 2313   | 1A              | N  | \$ 86,700              | \$ 62,595                            | \$ 24,105         | \$ 1.5403                             | \$ 2.2811                | \$ 358.12          | \$ 594.02           | \$ 63.65   | \$ -   | \$ 172.25                               | \$ 235.90                                   | \$ 69.36   | \$ 22.20   | \$ 144.34                                     |
| B-Town Enterprises LLC   | 53-05-29-200-022-000-004 |        | 1A              | N  | \$ 95,600              | \$ -                                 | \$ 95,600         | \$ 1.5403                             | \$ 2.2811                | \$ 1,472.52        | \$ 2,244.55         | \$ 240.49  | \$ -   | \$ 531.54                               | \$ 772.03                                   | \$ 69.36   | \$ 14.76   | \$ 687.91                                     |
| Sturgis G. S., Inc.  | 53-05-31-101-040-000-004 |        | 1A              | N  | \$ 26,500              | \$ -                                 | \$ 26,500         | \$ 1.5403                             | \$ 2.2811                | \$ 408.18          | \$ 677.03           | \$ 72.54   | \$ -   | \$ 196.31                               | \$ 268.85                                   | \$ -   | \$ -   | \$ 268.85                                     |
| Campbell, James B. & Sharon                                    | 53-05-29-200-038-000-004 |        | 1A              | N  | \$ 187,600             | \$ 93,825                            | \$ 93,775         | \$ 1.5403                             | \$ 2.2811                | \$ 1,394.90        | \$ 2,243.40         | \$ 240.36  | \$ -   | \$ 608.13                               | \$ 848.50                                   | \$ -   | \$ -   | \$ 848.50                                     |
| H2R LLC  | 53-05-30-300-022-000-004 |        | 1A              | N  | \$ 346,700             | \$ -                                 | \$ 346,700        | \$ 1.5403                             | \$ 2.2811                | \$ 5,340.22        | \$ 8,465.99         | \$ 907.07  | \$ -   | \$ 2,218.70                             | \$ 3,125.77                                 | \$ -   | \$ -   | \$ 3,125.77                                   |
| State Of Indiana   | 53-05-31-101-002-000-004 |        | 1A              | N  | \$ -                   | \$ -                                 | \$ -              | \$ 1.5403                             | \$ 2.2811                | \$ -               | \$ -                | \$ -   | \$ -   | \$ -                                    | \$ -  | \$ -   | \$ -   | \$ -  |
| State Of Indiana   | 53-05-31-101-039-000-004 |        | 1A              | N  | \$ -                   | \$ -                                 | \$ -              | \$ 1.5403                             | \$ 2.2811                | \$ -               | \$ -                | \$ -   | \$ -   | \$ -                                    | \$ -  | \$ -   | \$ -   | \$ -  |
| State Of Indiana   | 53-05-31-101-037-000-004 |        | 1A              | N  | \$ -                   | \$ -                                 | \$ -              | \$ 1.5403                             | \$ 2.2811                | \$ -               | \$ -                | \$ -   | \$ -   | \$ -                                    | \$ -  | \$ -   | \$ -   | \$ -  |
| State Of Indiana   | 53-05-31-101-015-000-004 |        | 1A              | N  | \$ -                   | \$ -                                 | \$ -              | \$ 1.5403                             | \$ 2.2811                | \$ -               | \$ -                | \$ -   | \$ -   | \$ -                                    | \$ -  | \$ -   | \$ -   | \$ -  |
| State Of Indiana   | 53-05-20-300-029-000-004 |        | 1A              | N  | \$ -                   | \$ -                                 | \$ -              | \$ 1.5403                             | \$ 2.2811                | \$ -               | \$ -                | \$ -   | \$ -   | \$ -                                    | \$ -  | \$ -   | \$ -   | \$ -  |
| Campbell, James B & Sharon L                                   | 53-05-29-200-054-000-004 |        | 1A              | N  | \$ 54,900              | \$ -                                 | \$ 54,900         | \$ 1.5403                             | \$ 2.2811                | \$ 845.62          | \$ 1,288.97         | \$ 138.10  | \$ -   | \$ 305.25                               | \$ 443.35                                   | \$ 69.36   | \$ 22.20   | \$ 351.79                                     |
| Beetz, Randy C & Gigi A  | 53-05-31-101-020-000-004 |        | 1A              | N  | \$ 71,100              | \$ -                                 | \$ 71,100         | \$ 1.5403                             | \$ 2.2811                | \$ 1,095.16        | \$ 1,693.33         | \$ 181.43  | \$ -   | \$ 416.74                               | \$ 598.17                                   | \$ 69.36   | \$ 14.76   | \$ 514.05                                     |
| 2622 West Vernal Pike Land Trust                               | 53-05-31-101-033-000-004 |        | 1A              | N  | \$ 5,100               | \$ -                                 | \$ 5,100          | \$ 1.5403                             | \$ 2.2811                | \$ 78.56           | \$ 130.30           | \$ 13.96   | \$ -   | \$ 37.78                                | \$ 51.74                                    | \$ -   | \$ -   | \$ 51.74                                      |
| Seeber, John   | 53-05-31-101-011-000-004 |        | 1A              | N  | \$ 7,300               | \$ -                                 | \$ 7,300          | \$ 1.5403                             | \$ 2.2811                | \$ 112.44          | \$ 186.50           | \$ 19.98   | \$ -   | \$ 54.08                                | \$ 74.06                                    | \$ -   | \$ -   | \$ 74.06                                      |
| Seeber, John   | 53-05-31-100-042-000-004 |        | 1A              | N  | \$ 6,600               | \$ -                                 | \$ 6,600          | \$ 1.5403                             | \$ 2.2811                | \$ 101.66          | \$ 168.62           | \$ 18.07   | \$ -   | \$ 48.89                                | \$ 66.96                                    | \$ -   | \$ -   | \$ 66.96                                      |
| Banks, Robert G & Sylvia A                                     | 53-05-29-201-003-000-004 |        | 1A              | N  | \$ 125,400             | \$ 88,355                            | \$ 37,045         | \$ 1.5403                             | \$ 2.2811                | \$ 396.82          | \$ 404.76           | \$ -   | \$ -   | \$ 7.94                                 | \$ 7.94                                     | \$ 69.36   | \$ 14.76   | \$ (76.18)                                    |
| Albert, Frederick V.   | 53-05-29-201-002-000-004 |        | 1A              | N  | \$ 31,800              | \$ -                                 | \$ 31,800         | \$ 1.5403                             | \$ 2.2811                | \$ 489.82          | \$ 812.43           | \$ 87.05   | \$ -   | \$ 235.57                               | \$ 322.61                                   | \$ -   | \$ -   | \$ 322.61                                     |
| State Of Indiana   | 53-05-31-101-003-000-004 |        | 1A              | N  | \$ -                   | \$ -                                 | \$ -              | \$ 1.5403                             | \$ 2.2811                | \$ -               | \$ -                | \$ -   | \$ -   | \$ -                                    | \$ -  | \$ -   | \$ -   | \$ -  |
| State Of Indiana   | 53-05-31-101-009-000-004 |        | 1A              | N  | \$ -                   | \$ -                                 | \$ -              | \$ 1.5403                             | \$ 2.2811                | \$ -               | \$ -                | \$ -   | \$ -   | \$ -                                    | \$ -  | \$ -   | \$ -   | \$ -  |
| State Of Indiana   | 53-05-31-101-042-000-004 |        | 1A              | N  | \$ -                   | \$ -                                 | \$ -              | \$ 1.5403                             | \$ 2.2811                | \$ -               | \$ -                | \$ -   | \$ -   | \$ -                                    | \$ -  | \$ -   | \$ -   | \$ -  |
| State Of Indiana   | 53-05-31-101-001-000-004 |        | 1A              | N  | \$ -                   | \$ -                                 | \$ -              | \$ 1.5403                             | \$ 2.2811                | \$ -               | \$ -                | \$ -   | \$ -   | \$ -                                    | \$ -  | \$ -   | \$ -   | \$ -  |
| State Of Indiana   | 53-05-31-101-016-000-004 |        | 1A              | N  | \$ -                   | \$ -                                 | \$ -              | \$ 1.5403                             | \$ 2.2811                | \$ -               | \$ -                | \$ -   | \$ -   | \$ -                                    | \$ -  | \$ -   | \$ -   | \$ -  |
| State Of Indiana   | 53-05-20-300-025-000-004 |        | 1A              | N  | \$ -                   | \$ -                                 | \$ -              | \$ 1.5403                             | \$ 2.2811                | \$ -               | \$ -                | \$ -   | \$ -   | \$ -                                    | \$ -  | \$ -   | \$ -   | \$ -  |
| Apple, Velma Eileen  | 53-05-29-200-029-000-004 |        | 1A              | N  | \$ 2,800               | \$ -                                 | \$ 2,800          | \$ 1.5403                             | \$ 2.2811                | \$ 43.12           | \$ 71.53            | \$ 7.66  | \$ -   | \$ 20.75                                | \$ 28.41                                    | \$ -   | \$ -   | \$ 28.41                                      |
| Sturgis G. S., Inc.  | 53-05-31-101-028-000-004 |        | 1A              | N  | \$ 27,000              | \$ -                                 | \$ 27,000         | \$ 1.5403                             | \$ 2.2811                | \$ 415.88          | \$ 689.80           | \$ 73.91   | \$ -   | \$ 200.01                               | \$ 273.92                                   | \$ -   | \$ -   | \$ 273.92                                     |
| Clark, John & Joyce  | 53-05-30-300-011-000-004 | 1871   | 1A              | N  | \$ 143,800             | \$ 81,670                            | \$ 62,130         | \$ 1.5403                             | \$ 2.2811                | \$ 923.06          | \$ 1,531.04         | \$ 164.05  | \$ -   | \$ 443.93                               | \$ 607.98                                   | \$ 69.36   | \$ 22.20   | \$ 516.42                                     |
| State of Indiana   | 53-05-31-100-001-000-004 |        | 1A              | N  | \$ -                   | \$ -                                 | \$ -              | \$ 1.5403                             | \$ 2.2811                | \$ -               | \$ -                | \$ -   | \$ -   | \$ -                                    | \$ -  | \$ -   | \$ -   | \$ -  |
| Chumley, LLC; Gregory & William Fell; Mark & Bradford Gilardy; | 53-05-30-200-007-000-004 |        | 1A              | N  | \$ 16,400              | \$ -                                 | \$ 16,400         | \$ 1.5403                             | \$ 2.2811                | \$ 252.60          | \$ 418.99           | \$ 44.89   | \$ -   | \$ 121.50                               | \$ 166.39                                   | \$ -   | \$ -   | \$ 166.39                                     |
| State Of Indiana Dept Of National Resources                    | 53-05-30-200-015-000-004 |        | 1A              | N  | \$ -                   | \$ -                                 | \$ -              | \$ 1.5403                             | \$ 2.2811                | \$ -               | \$ -                | \$ -   | \$ -   | \$ -                                    | \$ -  | \$ -   | \$ -   | \$ -  |
| B-Town Enterprises LLC   | 53-05-29-200-001-000-004 |        | 1A              | N  | \$ 76,100              | \$ -                                 | \$ 76,100         | \$ 1.5403                             | \$ 2.2811                | \$ 1,172.16        | \$ 1,786.72         | \$ 191.43  | \$ -   | \$ 423.12                               | \$ 614.56                                   | \$ 69.36   | \$ 22.20   | \$ 523.00                                     |
| Dillon, Dana E   | 53-05-29-200-052-000-004 |        | 1A              | N  | \$ 123,800             | \$ 72,580                            | \$ 51,220         | \$ 1.5403                             | \$ 2.2811                | \$ 760.96          | \$ 1,262.18         | \$ 135.23  | \$ -   | \$ 365.99                               | \$ 501.22                                   | \$ 69.36   | \$ 22.20   | \$ 409.66                                     |
| Thompson, Thomas & Barbara J                                   | 53-05-29-200-043-000-004 |        | 1A              | N  | \$ 103,300             | \$ 68,405                            | \$ 34,895         | \$ 1.5403                             | \$ 2.2811                | \$ 518.44          | \$ 859.88           | \$ 92.12   | \$ -   | \$ 249.32                               | \$ 341.44                                   | \$ 69.36   | \$ 22.20   | \$ 249.88                                     |

# City of Bloomington

## Area #1A: South-West Annexation Area - Tax Impacts Analysis

Note (1): This section shows the inc/(dec) in tax bills due to differences between township fire protection rates and the Monroe Fire Protection District fire rate

| Owner Name  | Parcel #                 | Waiver | Annexation Area | AG | 2020 Pay 2021 Gross AV | 2020 Pay 2021 Deductions /Exemptions | 2020 Pay 2021 NAV | Pre-Annex 2020 Pay 2021 Prop Tax Rate | Post-Annex Prop Tax Rate | Pre-Annex Tax Bill | Post-Annex Tax Bill | Net Tax Bill Increase Due Solely to AV Growth (12% - Aggregate over 4 years) | Net Tax Bill Increase Due to Difference Between Fire Rates (1) | Net Tax Bill Increase Due to Annexation | Total Post-Annexation Net Tax Bill Increase | Benefit 1 Yearly Sewer Bill Savings (@ 4000 Gal/Month) | Benefit 2 Yearly Fire Protection (Water Surcharge) Savings | Post-Annex Tax Bill Inc/(Dec) Net of Benefits |
|---|--------------------------|--------|-----------------|----|------------------------|--------------------------------------|-------------------|---------------------------------------|--------------------------|--------------------|---------------------|--|--|---|---|--|--|---|
| Watkins Leasing LLC                                     | 53-05-31-203-004.000-004 |        | 1A              | N  | \$ 75,800              | \$ -                                 | \$ 75,800         | \$ 1,5403                             | \$ 2,2811                | \$ 1,167.56        | \$ 1,936.55         | \$ 207.49  | \$ -   | \$ 561.51                               | \$ 768.99                                   | \$ 69.36   | \$ 22.20   | \$ 677.43                                     |
| Cooksey, Fredrick L. & Laraine A.                       | 53-05-31-200-006.000-004 |        | 1A              | N  | \$ 97,200              | \$ 63,270                            | \$ 33,930         | \$ 1,5403                             | \$ 2,2811                | \$ 504.08          | \$ 836.12           | \$ 89.59   | \$ -   | \$ 242.45                               | \$ 332.04                                   | \$ 69.36   | \$ 22.20   | \$ 240.48                                     |
| Cox, Joseph D   | 53-05-30-300-025.000-004 | 2300   | 1A              | N  | \$ 101,600             | \$ -                                 | \$ 101,600        | \$ 1,5403                             | \$ 2,2811                | \$ 1,564.96        | \$ 2,390.18         | \$ 256.09  | \$ -   | \$ 569.13                               | \$ 825.22                                   | \$ 69.36   | \$ 14.76   | \$ 741.10                                     |
| State of Indiana  | 53-05-31-101-024.000-004 |        | 1A              | N  | \$ -                   | \$ -                                 | \$ -              | \$ 1,5403                             | \$ 2,2811                | \$ -               | \$ -                | \$ -   | \$ -   | \$ -                                    | \$ -  | \$ -   | \$ -   | \$ -  |
| State of Indiana  | 53-05-31-101-006.000-004 |        | 1A              | N  | \$ -                   | \$ -                                 | \$ -              | \$ 1,5403                             | \$ 2,2811                | \$ -               | \$ -                | \$ -   | \$ -   | \$ -                                    | \$ -  | \$ -   | \$ -   | \$ -  |
| Hoadley, B. G. Inc.                                     | 53-05-29-200-026.000-004 |        | 1A              | N  | \$ 28,100              | \$ -                                 | \$ 28,100         | \$ 1,5403                             | \$ 2,2811                | \$ 432.82          | \$ 717.90           | \$ 76.92   | \$ -   | \$ 208.17                               | \$ 285.08                                   | \$ -   | \$ -   | \$ 285.08                                     |
| Hoadley, B. G. Inc.                                     | 53-05-29-200-015.000-004 |        | 1A              | N  | \$ 45,200              | \$ -                                 | \$ 45,200         | \$ 1,5403                             | \$ 2,2811                | \$ 696.22          | \$ 1,154.78         | \$ 123.73  | \$ -   | \$ 334.83                               | \$ 458.56                                   | \$ -   | \$ -   | \$ 458.56                                     |
| Matharu Property Management LLC                         | 53-05-29-200-027.002-004 |        | 1A              | N  | \$ 1,300               | \$ -                                 | \$ 1,300          | \$ 1,5403                             | \$ 2,2811                | \$ 20.22           | \$ 33.21            | \$ 3.56  | \$ -   | \$ 9.63                                 | \$ 13.19                                    | \$ 69.36   | \$ 22.20   | \$ (78.37)                                    |
| ZA Properties LLC                                       | 53-05-29-200-009.000-004 | 1534   | 1A              | N  | \$ 1,253,500           | \$ -                                 | \$ 1,253,500      | \$ 1,5403                             | \$ 2,2811                | \$ 19,307.66       | \$ 32,024.68        | \$ 3,431.22  | \$ -   | \$ 9,285.81                             | \$ 12,717.02                                | \$ -   | \$ -   | \$ 12,717.02                                  |
| Stone Lake Corp   | 53-05-29-200-014.000-004 |        | 1A              | N  | \$ 5,100               | \$ -                                 | \$ 5,100          | \$ 1,5403                             | \$ 2,2811                | \$ 78.56           | \$ 130.30           | \$ 13.96   | \$ -   | \$ 37.78                                | \$ 51.74                                    | \$ -   | \$ -   | \$ 51.74                                      |
| Hoadley, B. G. Inc.                                     | 53-05-29-200-028.000-004 |        | 1A              | N  | \$ 5,200               | \$ -                                 | \$ 5,200          | \$ 1,5403                             | \$ 2,2811                | \$ 80.10           | \$ 132.85           | \$ 14.23   | \$ -   | \$ 38.52                                | \$ 52.75                                    | \$ -   | \$ -   | \$ 52.75                                      |
| Stonelake Corp  | 53-05-29-100-018.000-004 | 2291   | 1A              | N  | \$ -                   | \$ -                                 | \$ -              | \$ 1,5403                             | \$ 2,2811                | \$ -               | \$ -                | \$ -   | \$ -   | \$ -                                    | \$ -  | \$ -   | \$ -   | \$ -  |
| State of Indiana  | 53-05-31-101-012.000-004 |        | 1A              | N  | \$ -                   | \$ -                                 | \$ -              | \$ 1,5403                             | \$ 2,2811                | \$ -               | \$ -                | \$ -   | \$ -   | \$ -                                    | \$ -  | \$ -   | \$ -   | \$ -  |
| C-Ray Properties LLC                                    | 53-05-30-300-036.002-004 | 2339   | 1A              | N  | \$ 828,300             | \$ -                                 | \$ 828,300        | \$ 1,5403                             | \$ 2,2811                | \$ 12,758.30       | \$ 21,161.58        | \$ 2,267.31  | \$ -   | \$ 6,135.97                             | \$ 8,403.28                                 | \$ 69.36   | \$ 22.20   | \$ 8,311.72                                   |
| Melvin, Nancy E   | 53-05-31-200-001.001-004 | 2301   | 1A              | N  | \$ 102,500             | \$ 68,125                            | \$ 34,375         | \$ 1,5403                             | \$ 2,2811                | \$ 510.72          | \$ 847.09           | \$ 90.76   | \$ -   | \$ 245.61                               | \$ 336.37                                   | \$ 69.36   | \$ 22.20   | \$ 244.81                                     |
| Pierce, Tina M  | 53-05-31-200-002.000-004 |        | 1A              | N  | \$ 46,800              | \$ -                                 | \$ 46,800         | \$ 1,5403                             | \$ 2,2811                | \$ 720.86          | \$ 1,195.66         | \$ 128.11  | \$ -   | \$ 346.69                               | \$ 474.80                                   | \$ 69.36   | \$ 22.20   | \$ 383.24                                     |
| Cowden, Donald L Revocable Trust                        | 53-05-31-200-008.000-004 |        | 1A              | N  | \$ 800                 | \$ -                                 | \$ 800            | \$ 1,5403                             | \$ 2,2811                | \$ 12.32           | \$ 20.44            | \$ 2.19  | \$ -   | \$ 5.93                                 | \$ 8.12                                     | \$ -   | \$ -   | \$ 8.12                                       |
| Cowden, Donald F Revocable Trust                        | 53-05-31-200-001.000-004 |        | 1A              | N  | \$ -                   | \$ -                                 | \$ -              | \$ 1,5403                             | \$ 2,2811                | \$ -               | \$ -                | \$ -   | \$ -   | \$ -                                    | \$ -  | \$ -   | \$ -   | \$ -  |
| RM Bland Enterprises LLC                                | 53-05-31-201-010.000-004 | 1624   | 1A              | N  | \$ 255,500             | \$ -                                 | \$ 255,500        | \$ 1,5403                             | \$ 2,2811                | \$ 3,935.48        | \$ 6,527.57         | \$ 699.38  | \$ -   | \$ 1,892.71                             | \$ 2,592.09                                 | \$ 69.36   | \$ 22.20   | \$ 2,500.53                                   |
| Westside Church Of Christ, Trustees Of                  | 53-05-31-201-004.000-004 | 1624   | 1A              | N  | \$ 266,900             | \$ 266,900                           | \$ -              | \$ 1,5403                             | \$ 2,2811                | \$ -               | \$ -                | \$ -   | \$ -   | \$ -                                    | \$ -  | \$ 69.36   | \$ 22.20   | \$ (91.56)                                    |
| C, & R Realty Llp                                       | 53-05-31-201-002.000-004 | 1624   | 1A              | N  | \$ 172,600             | \$ -                                 | \$ 172,600        | \$ 1,5403                             | \$ 2,2811                | \$ 2,658.56        | \$ 4,409.62         | \$ 472.46  | \$ -   | \$ 1,278.60                             | \$ 1,751.06                                 | \$ 69.36   | \$ 22.20   | \$ 1,659.50                                   |
| Bloomington Shuttle Service Inc                         | 53-05-31-201-013.000-004 | 1624   | 1A              | N  | \$ 94,600              | \$ -                                 | \$ 94,600         | \$ 1,5403                             | \$ 2,2811                | \$ 1,457.12        | \$ 2,416.86         | \$ 258.95  | \$ -   | \$ 700.79                               | \$ 959.74                                   | \$ -   | \$ -   | \$ 959.74                                     |
| Krebs, Jerry & Phyllis                                  | 53-05-31-201-011.000-004 | 1624   | 1A              | N  | \$ 211,600             | \$ -                                 | \$ 211,600        | \$ 1,5403                             | \$ 2,2811                | \$ 3,259.28        | \$ 5,406.00         | \$ 579.21  | \$ -   | \$ 1,567.51                             | \$ 2,146.72                                 | \$ 69.36   | \$ 37.08   | \$ 2,040.28                                   |
| Mitchell, Christine                                     | 53-05-31-201-003.000-004 | 1624   | 1A              | N  | \$ 365,400             | \$ -                                 | \$ 365,400        | \$ 1,5403                             | \$ 2,2811                | \$ 5,628.26        | \$ 9,335.32         | \$ 1,000.21  | \$ -   | \$ 2,706.84                             | \$ 3,707.06                                 | \$ -   | \$ -   | \$ 3,707.06                                   |
| Smith & Son Auto Repair Inc                             | 53-05-31-201-008.000-004 | 1624   | 1A              | N  | \$ 234,400             | \$ 3,000                             | \$ 231,400        | \$ 1,5403                             | \$ 2,2811                | \$ 3,564.24        | \$ 5,911.86         | \$ 633.41  | \$ -   | \$ 1,714.20                             | \$ 2,347.62                                 | \$ 69.36   | \$ 22.20   | \$ 2,256.06                                   |
| Parrish Family Farms LLC                                | 53-05-31-201-005.000-004 | 1624   | 1A              | N  | \$ 575,200             | \$ -                                 | \$ 575,200        | \$ 1,5403                             | \$ 2,2811                | \$ 8,859.80        | \$ 14,695.33        | \$ 1,574.50  | \$ -   | \$ 4,261.03                             | \$ 5,835.53                                 | \$ 69.36   | \$ 22.20   | \$ 5,743.97                                   |
| Williams, Ronald F Revocable Trust                      | 53-05-31-201-014.000-004 | 1624   | 1A              | N  | \$ 52,700              | \$ -                                 | \$ 52,700         | \$ 1,5403                             | \$ 2,2811                | \$ 811.74          | \$ 1,346.39         | \$ 144.26  | \$ -   | \$ 390.39                               | \$ 534.65                                   | \$ -   | \$ -   | \$ 534.65                                     |
| ABC Contractors LLC                                     | 53-05-31-201-009.000-004 | 1624   | 1A              | N  | \$ 317,800             | \$ -                                 | \$ 317,800        | \$ 1,5403                             | \$ 2,2811                | \$ 4,895.08        | \$ 8,119.22         | \$ 869.92  | \$ -   | \$ 2,354.22                             | \$ 3,224.14                                 | \$ -   | \$ -   | \$ 3,224.14                                   |
| Williams, Ronald F Revocable Trust                      | 53-05-31-201-012.000-004 | 1624   | 1A              | N  | \$ 88,600              | \$ -                                 | \$ 88,600         | \$ 1,5403                             | \$ 2,2811                | \$ 1,364.72        | \$ 2,263.57         | \$ 242.53  | \$ -   | \$ 656.33                               | \$ 898.85                                   | \$ -   | \$ -   | \$ 898.85                                     |
| Northside Commercial Rentals LLC                        | 53-05-31-201-015.000-004 | 1624   | 1A              | N  | \$ 298,900             | \$ -                                 | \$ 298,900        | \$ 1,5403                             | \$ 2,2811                | \$ 4,603.96        | \$ 7,636.36         | \$ 818.18  | \$ -   | \$ 2,214.22                             | \$ 3,032.40                                 | \$ -   | \$ -   | \$ 3,032.40                                   |
| Williams, Ronald F Revocable Trust                      | 53-05-31-201-006.000-004 | 1592   | 1A              | N  | \$ 171,200             | \$ -                                 | \$ 171,200        | \$ 1,5403                             | \$ 2,2811                | \$ 2,637.00        | \$ 4,373.85         | \$ 468.63  | \$ -   | \$ 1,268.23                             | \$ 1,736.85                                 | \$ -   | \$ -   | \$ 1,736.85                                   |
| Bozarth Holding LLC                                     | 53-05-31-201-007.000-004 | 1624   | 1A              | N  | \$ 391,500             | \$ -                                 | \$ 391,500        | \$ 1,5403                             | \$ 2,2811                | \$ 6,030.28        | \$ 10,002.12        | \$ 1,071.66  | \$ -   | \$ 2,900.19                             | \$ 3,971.84                                 | \$ 69.36   | \$ 22.20   | \$ 3,880.28                                   |
| Cowden, Donald L Revocable Trust                        | 53-05-31-201-001.000-004 | 1624   | 1A              | N  | \$ 280,100             | \$ -                                 | \$ 280,100        | \$ 1,5403                             | \$ 2,2811                | \$ 4,314.38        | \$ 7,156.05         | \$ 766.72  | \$ -   | \$ 2,074.95                             | \$ 2,841.67                                 | \$ 69.36   | \$ 22.20   | \$ 2,750.11                                   |
| Cowden, Donald L Revocable Trust                        | 53-05-31-205-001.016-004 | 1624   | 1A              | N  | \$ 34,500              | \$ -                                 | \$ 34,500         | \$ 1,5403                             | \$ 2,2811                | \$ 531.40          | \$ 881.41           | \$ 94.44   | \$ -   | \$ 255.58                               | \$ 350.01                                   | \$ -   | \$ -   | \$ 350.01                                     |
| Cowden, Donald L Revocable Trust                        | 53-05-31-205-001.017-004 | 1624   | 1A              | N  | \$ 96,400              | \$ -                                 | \$ 96,400         | \$ 1,5403                             | \$ 2,2811                | \$ 1,484.84        | \$ 2,462.85         | \$ 263.88  | \$ -   | \$ 714.13                               | \$ 978.01                                   | \$ -   | \$ -   | \$ 978.01                                     |
| Parrish Family Farms LLC                                | 53-05-31-205-001.018-004 | 1624   | 1A              | N  | \$ 263,900             | \$ -                                 | \$ 263,900        | \$ 1,5403                             | \$ 2,2811                | \$ 4,064.84        | \$ 6,742.17         | \$ 722.38  | \$ -   | \$ 1,954.96                             | \$ 2,677.33                                 | \$ -   | \$ -   | \$ 2,677.33                                   |
| Wistreich, David M & Elyse L; Wistreich, Samuel Solomon | 53-05-29-100-018.029-004 | 2291   | 1A              | N  | \$ 256,000             | \$ 121,850                           | \$ 134,150        | \$ 1,5403                             | \$ 2,2811                | \$ 1,993.04        | \$ 3,011.89         | \$ 322.70  | \$ -   | \$ 696.15                               | \$ 1,018.85                                 | \$ 69.36   | \$ 22.20   | \$ 927.29                                     |
| Wooden, Steven W & Nancy E                              | 53-05-29-100-018.030-004 | 2291   | 1A              | N  | \$ 272,600             | \$ 124,660                           | \$ 147,940        | \$ 1,5403                             | \$ 2,2811                | \$ 2,197.92        | \$ 3,212.69         | \$ 344.22  | \$ -   | \$ 670.55                               | \$ 1,014.77                                 | \$ 69.36   | \$ 22.20   | \$ 923.21                                     |
| Thoma, Mark & Jane                                      | 53-05-29-100-018.031-004 | 2291   | 1A              | N  | \$ 283,700             | \$ 131,545                           | \$ 152,155        | \$ 1,5403                             | \$ 2,2811                | \$ 2,260.56        | \$ 3,341.56         | \$ 358.03  | \$ -   | \$ 722.97                               | \$ 1,081.00                                 | \$ 69.36   | \$ 22.20   | \$ 989.44                                     |
| Kleiner, Kristopher                                     | 53-05-29-100-018.032-004 | 2291   | 1A              | N  | \$ 280,000             | \$ 130,250                           | \$ 149,750        | \$ 1,5403                             | \$ 2,2811                | \$ 2,224.82        | \$ 3,297.51         | \$ 353.31  | \$ -   | \$ 719.39                               | \$ 1,072.69                                 | \$ 69.36   | \$ 22.20   | \$ 981.13                                     |
| Sinn, Nancy L Revocable Trust                           | 53-05-29-100-018.039-004 |        | 1A              | N  | \$ 244,900             | \$ 117,965                           | \$ 126,935        | \$ 1,5403                             | \$ 2,2811                | \$ 1,885.86        | \$ 2,879.78         | \$ 308.54  | \$ -   | \$ 685.38                               | \$ 993.92                                   | \$ 69.36   | \$ 22.20   | \$ 902.36                                     |
| Argenbright, James L & Jillaine Gay                     | 53-05-29-100-018.040-004 |        | 1A              | N  | \$ 245,700             | \$ 118,245                           | \$ 127,455        | \$ 1,5403                             | \$ 2,2811                | \$ 1,893.60        | \$ 2,889.32         | \$ 309.58  | \$ -   | \$ 686.14                               | \$ 995.72                                   | \$ 69.36   | \$ 22.20   | \$ 904.16                                     |
| Stonelake Corp  | 53-05-29-100-018.098-004 | 2291   | 1A              | N  | \$ -                   | \$ -                                 | \$ -              | \$ 1,5403                             | \$ 2,2811                | \$ -               | \$ -                | \$ -   | \$ -   | \$ -                                    | \$ -  | \$ -   | \$ -   | \$ -  |
| Stonelake Corp  | 53-05-29-100-018.099-004 |        | 1A              | N  | \$ -                   | \$ -                                 | \$ -              | \$ 1,5403                             | \$ 2,2811                | \$ -               | \$ -                | \$ -   | \$ -   | \$ -                                    | \$ -  | \$ -   | \$ -   | \$ -  |
| Stone Lake Corp   | 53-01-21-180-101.000-004 |        | 1A              | N  | \$ 800                 | \$ -                                 | \$ 800            | \$ 1,5403                             | \$ 2,2811                | \$ 12.32           | \$ 20.44            | \$ 2.19  | \$ -   | \$ 5.93                                 | \$ 8.12                                     | \$ -   | \$ -   | \$ 8.12                                       |
| Loman, Scott S. & Shearn, James W.                      | 53-05-29-100-016.000-004 |        | 1A              | N  | \$ 219,800             | \$ 109,180                           | \$ 110,620        | \$ 1,5403                             | \$ 2,2811                | \$ 1,643.48        | \$ 2,581.06         | \$ 276.53  | \$ -   | \$ 661.05                               | \$ 937.58                                   | \$ 69.36   | \$ 22.20   | \$ 846.02                                     |
| Behrman, Eric L. & McCann, Sharon S                     | 53-05-29-100-054.000-004 |        | 1A              | N  | \$ 215,200             | \$ 107,570                           | \$ 107,630        | \$ 1,5403                             | \$ 2,2811                | \$ 1,599.04        | \$ 2,526.33         | \$ 270.69  | \$ -   | \$ 656.61                               | \$ 927.29                                   | \$ 69.36   | \$ 22.20   | \$ 835.73                                     |
| Addisu, Hannah N  | 53-05-29-100-011.000-004 |        | 1A              | N  | \$ 216,400             | \$ 107,990                           | \$ 108,410        | \$ 1,5403                             | \$ 2,2811                | \$ 1,610.64        | \$ 2,540.60         | \$ 272.20  | \$ -   | \$ 657.76                               | \$ 929.96                                   | \$ 69.36   | \$ 22.20   | \$ 838.40                                     |
| Kuebler, Sandra   | 53-05-29-100-031.000-004 |        | 1A              | N  | \$ 192,700             | \$ 96,695                            | \$ 96,005         | \$ 1,5403                             | \$ 2,2811                | \$ 1,426.32        | \$ 2,261.80         | \$ 242.34  | \$ -   | \$ 593.13                               | \$ 835.48                                   | \$ 69.36   | \$ 22.20   | \$ 743.92                                     |
| Hoke, Nancy K & Dean E                                  | 53-05-29-100-030.000-004 |        | 1A              | N  | \$ 199,200             | \$ 98,970                            | \$ 100,230        | \$ 1,5403                             | \$ 2,2811                | \$ 1,489.12        | \$ 2,339.15         | \$ 250.63  | \$ -   | \$ 599.40                               | \$ 850.03                                   | \$ 69.36   | \$ 22.20   | \$ 758.47                                     |
| Greene, Earl & Rosann                                   | 53-05-29-100-024.000-004 |        | 1A              | N  | \$ 209,700             | \$ -                                 | \$ 209,700        | \$ 1,5403                             | \$ 2,2811                | \$ 3,230.00        | \$ 4,923.45         | \$ 527.51  | \$ -   | \$ 1,165.94                             | \$ 1,693.45                                 | \$ 69.36   | \$ 22.20   | \$ 1,601.89                                   |
| Koch, Edward R & Christine A                            | 53-05-29-100-042.000-004 |        | 1A              | N  | \$ 208,400             | \$ 105,190                           | \$ 103,210        | \$ 1,5403                             | \$ 2,2811                | \$ 1,533.38        | \$ 2,445.39         | \$ 262.00  | \$ -   | \$ 650.01                               | \$ 912.01                                   | \$ 69.36   | \$ 22.20   | \$ 820.45                                     |
| Phillips, Bert F & Karen F                              | 53-05-29-100-049.000-004 |        | 1A              | N  | \$ 223,200             | \$ 107,370                           | \$ 115,830        | \$ 1,5403                             | \$ 2,2811                | \$ 1,720.88        | \$ 2,624.78         | \$ 281.23  | \$ -   | \$ 622.66                               | \$ 903.90                                   | \$ 69.36   | \$ 22.20   | \$ 812.34                                     |



# City of Bloomington

## Area #1A: South-West Annexation Area - Tax Impacts Analysis

Note (1): This section shows the inc/(dec) in tax bills due to differences between township fire protection rates and the Monroe Fire Protection District fire rate

| Owner Name   | Parcel #                 | Waiver | Annexation Area | AG | 2020 Pay 2021 Gross AV | Deductions /Exemptions | 2020 Pay 2021 NAV | Pre-Annex 2020 Pay 2021 Prop Tax Rate | Post-Annex Prop Tax Rate | Pre-Annex Tax Bill | Post-Annex Tax Bill | Net Tax Bill Increase Due Solely to AV Growth (12% - Aggregate over 4 years) | Net Tax Bill Increase Due to Difference Between Fire Rates (1) | Net Tax Bill Increase Due to Annexation | Total Post-Annexation Net Tax Bill Increase | Benefit 1 Yearly Sewer Bill Savings (@ 4000 Gal/Month) | Benefit 2 Yearly Fire Protection (Water Surcharge) Savings | Post-Annex Tax Bill Inc/(Dec) Net of Benefits |
|--|--------------------------|--------|-----------------|----|------------------------|------------------------|-------------------|---------------------------------------|--------------------------|--------------------|---------------------|--|--|---|---|--|--|---|
| Slater, Sunny K  | 53-05-29-100-006.000-004 | 1769   | 1A              | N  | \$ 205,300             | \$ 104,105             | \$ 101,195        | \$ 1.5403                             | \$ 2.2811                | \$ 1,503.44        | \$ 2,408.50         | \$ 258.05  | \$ -   | \$ 647.01                               | \$ 905.06                                   | \$ 69.36   | \$ 22.20   | \$ 813.50                                     |
| Harpring, Elizabeth A  | 53-05-29-100-012.000-004 |        | 1A              | N  | \$ 199,600             | \$ 102,110             | \$ 97,490         | \$ 1.5403                             | \$ 2.2811                | \$ 1,448.40        | \$ 2,340.67         | \$ 250.79  | \$ -   | \$ 641.48                               | \$ 892.27                                   | \$ 69.36   | \$ 22.20   | \$ 800.71                                     |
| Tabereaux, Martha H  | 53-05-29-100-017.000-004 |        | 1A              | N  | \$ 211,800             | \$ 103,380             | \$ 108,420        | \$ 1.5403                             | \$ 2.2811                | \$ 1,610.78        | \$ 2,489.09         | \$ 266.68  | \$ -   | \$ 611.63                               | \$ 878.31                                   | \$ 69.36   | \$ 22.20   | \$ 786.75                                     |
| Hust, Darrell V & Lillian E  | 53-05-29-100-009.000-004 |        | 1A              | N  | \$ 210,600             | \$ 105,960             | \$ 104,640        | \$ 1.5403                             | \$ 2.2811                | \$ 1,554.64        | \$ 2,471.58         | \$ 264.82  | \$ -   | \$ 652.13                               | \$ 916.94                                   | \$ 69.36   | \$ 22.20   | \$ 825.38                                     |
| Graves, Richard A & Elizabeth S  | 53-05-29-100-003.000-004 |        | 1A              | N  | \$ 222,600             | \$ 110,160             | \$ 112,440        | \$ 1.5403                             | \$ 2.2811                | \$ 1,670.52        | \$ 2,614.40         | \$ 280.12  | \$ -   | \$ 663.76                               | \$ 943.88                                   | \$ 69.36   | \$ 22.20   | \$ 852.32                                     |
| Mizgalski, Tina L; Jennifer Galvan; Kelly L & Tracy N Rank                     | 53-05-29-100-036.000-004 |        | 1A              | N  | \$ 226,900             | \$ -                   | \$ 226,900        | \$ 1.5403                             | \$ 2.2811                | \$ 3,494.94        | \$ 5,327.29         | \$ 570.78  | \$ -   | \$ 1,261.56                             | \$ 1,832.35                                 | \$ 69.36   | \$ 22.20   | \$ 1,740.79                                   |
| Stonelake Corp   | 53-05-29-100-061.000-004 |        | 1A              | N  | \$ -                   | \$ -                   | \$ -              | \$ 1.5403                             | \$ 2.2811                | \$ -               | \$ -                | \$ -   | \$ -   | \$ -                                    | \$ -  | \$ 69.36   | \$ 22.20   | \$ (91.56)                                    |
| Stonelake Corp   | 53-05-29-100-035.000-004 | 1927   | 1A              | N  | \$ -                   | \$ -                   | \$ -              | \$ 1.5403                             | \$ 2.2811                | \$ -               | \$ -                | \$ -   | \$ -   | \$ -                                    | \$ -  | \$ -   | \$ -   | \$ -  |
| Stonelake Corp   | 53-05-29-100-050.000-004 |        | 1A              | N  | \$ -                   | \$ -                   | \$ -              | \$ 1.5403                             | \$ 2.2811                | \$ -               | \$ -                | \$ -   | \$ -   | \$ -                                    | \$ -  | \$ 69.36   | \$ 22.20   | \$ (91.56)                                    |
| Hauser, Claudia G  | 53-05-29-100-028.000-004 |        | 1A              | N  | \$ 219,700             | \$ 109,145             | \$ 110,555        | \$ 1.5403                             | \$ 2.2811                | \$ 1,642.52        | \$ 2,579.89         | \$ 276.42  | \$ -   | \$ 660.94                               | \$ 937.37                                   | \$ 69.36   | \$ 22.20   | \$ 845.81                                     |
| Grubb, Donald E & Waneta J   | 53-05-31-203-010.000-004 |        | 1A              | N  | \$ 250,600             | \$ -                   | \$ 250,600        | \$ 1.5403                             | \$ 2.2811                | \$ 3,860.00        | \$ 6,402.38         | \$ 685.97  | \$ -   | \$ 1,856.41                             | \$ 2,542.38                                 | \$ -   | \$ -   | \$ 2,542.38                                   |
| Bryan Rental Inc   | 53-05-31-204-001.000-004 | 1023   | 1A              | N  | \$ 336,400             | \$ -                   | \$ 336,400        | \$ 1.5403                             | \$ 2.2811                | \$ 5,181.56        | \$ 8,594.42         | \$ 920.83  | \$ -   | \$ 2,492.03                             | \$ 3,412.86                                 | \$ -   | \$ -   | \$ 3,412.86                                   |
| Bryan Rental Inc   | 53-05-31-204-006.000-004 |        | 1A              | N  | \$ 136,800             | \$ -                   | \$ 136,800        | \$ 1.5403                             | \$ 2.2811                | \$ 2,107.12        | \$ 3,495.00         | \$ 374.46  | \$ -   | \$ 1,013.41                             | \$ 1,387.88                                 | \$ -   | \$ -   | \$ 1,387.88                                   |
| Bryan Rental Inc   | 53-05-31-204-004.000-004 |        | 1A              | N  | \$ 90,600              | \$ -                   | \$ 90,600         | \$ 1.5403                             | \$ 2.2811                | \$ 1,395.52        | \$ 2,314.67         | \$ 248.00  | \$ -   | \$ 671.15                               | \$ 919.15                                   | \$ -   | \$ -   | \$ 919.15                                     |
| Bryan Rental Inc   | 53-05-31-203-002.000-004 |        | 1A              | N  | \$ 236,700             | \$ -                   | \$ 236,700        | \$ 1.5403                             | \$ 2.2811                | \$ 3,645.88        | \$ 6,047.26         | \$ 647.92  | \$ -   | \$ 1,753.46                             | \$ 2,401.38                                 | \$ 69.36   | \$ 14.76   | \$ 2,312.26                                   |
| TDDM LLC   | 53-05-31-204-003.000-004 |        | 1A              | N  | \$ 373,800             | \$ -                   | \$ 373,800        | \$ 1.5403                             | \$ 2.2811                | \$ 5,757.64        | \$ 9,549.92         | \$ 1,023.21  | \$ -   | \$ 2,769.08                             | \$ 3,792.28                                 | \$ -   | \$ -   | \$ 3,792.28                                   |
| Cardinal-Indiana Inc   | 53-05-31-203-025.000-004 |        | 1A              | N  | \$ 491,500             | \$ -                   | \$ 491,500        | \$ 1.5403                             | \$ 2.2811                | \$ 7,570.56        | \$ 12,556.95        | \$ 1,345.39  | \$ -   | \$ 3,641.00                             | \$ 4,986.39                                 | \$ 69.36   | \$ 37.08   | \$ 4,879.95                                   |
| Dyer, Michael & Susan M  | 53-05-31-203-013.000-004 | 1567   | 1A              | N  | \$ 298,600             | \$ -                   | \$ 298,600        | \$ 1.5403                             | \$ 2.2811                | \$ 4,599.34        | \$ 7,628.70         | \$ 817.36  | \$ -   | \$ 2,212.00                             | \$ 3,029.36                                 | \$ 69.36   | \$ 22.20   | \$ 2,937.80                                   |
| Carefree Enterprises LLC   | 53-05-31-203-023.000-004 |        | 1A              | N  | \$ 194,000             | \$ -                   | \$ 194,000        | \$ 1.5403                             | \$ 2.2811                | \$ 2,988.18        | \$ 4,956.35         | \$ 531.04  | \$ -   | \$ 1,437.14                             | \$ 1,968.17                                 | \$ 69.36   | \$ 37.08   | \$ 1,861.73                                   |
| Carefree Enterprises LLC   | 53-05-31-203-008.000-004 | 1271   | 1A              | N  | \$ 99,200              | \$ -                   | \$ 99,200         | \$ 1.5403                             | \$ 2.2811                | \$ 1,527.98        | \$ 2,534.38         | \$ 271.54  | \$ -   | \$ 734.86                               | \$ 1,006.40                                 | \$ 69.36   | \$ 37.08   | \$ 899.96                                     |
| Strains, Laurens B, Post 604 Veterans of Foreign Wars of the United States Inc | 53-05-31-203-005.000-004 |        | 1A              | N  | \$ 267,700             | \$ 267,700             | \$ -              | \$ 1.5403                             | \$ 2.2811                | \$ -               | \$ -                | \$ -   | \$ -   | \$ -                                    | \$ -  | \$ 69.36   | \$ 22.20   | \$ (91.56)                                    |
| Bryan Rental Inc   | 53-05-31-203-009.000-004 | 1435   | 1A              | N  | \$ 248,300             | \$ -                   | \$ 248,300        | \$ 1.5403                             | \$ 2.2811                | \$ 3,824.56        | \$ 6,343.62         | \$ 679.67  | \$ -   | \$ 1,839.39                             | \$ 2,519.06                                 | \$ -   | \$ -   | \$ 2,519.06                                   |
| BACH 2182 Investments, LLC   | 53-05-31-202-004.000-004 | 2438   | 1A              | N  | \$ 81,000              | \$ -                   | \$ 81,000         | \$ 1.5403                             | \$ 2.2811                | \$ 1,247.64        | \$ 2,069.41         | \$ 221.72  | \$ -   | \$ 600.04                               | \$ 821.77                                   | \$ -   | \$ -   | \$ 821.77                                     |
| BACH 2182 Investments, LLC   | 53-05-31-202-003.000-004 | 2438   | 1A              | N  | \$ 1,037,200           | \$ -                   | \$ 1,037,200      | \$ 1.5403                             | \$ 2.2811                | \$ 15,976.00       | \$ 26,498.60        | \$ 2,839.14  | \$ -   | \$ 7,683.47                             | \$ 10,522.60                                | \$ 69.36   | \$ 37.08   | \$ 10,416.16                                  |
| Hawkins, Ruby Jane   | 53-05-30-300-001.000-004 | 1873   | 1A              | N  | \$ 102,100             | \$ 62,395              | \$ 39,705         | \$ 1.5403                             | \$ 2.2811                | \$ 593.92          | \$ 985.14           | \$ 105.56  | \$ -   | \$ 285.66                               | \$ 391.22                                   | \$ 69.36   | \$ 22.20   | \$ 299.66                                     |
| Baldwin, Larry E & Marcia A.   | 53-05-31-200-009.000-004 |        | 1A              | N  | \$ 133,500             | \$ 89,660              | \$ 43,840         | \$ 1.5403                             | \$ 2.2811                | \$ 443.44          | \$ 452.31           | \$ -   | \$ -   | \$ 8.87                                 | \$ 8.87                                     | \$ 69.36   | \$ 37.08   | \$ (97.57)                                    |
| Storey, Nathan   | 53-05-29-200-046.000-004 |        | 1A              | N  | \$ 169,400             | \$ -                   | \$ 169,400        | \$ 1.5403                             | \$ 2.2811                | \$ 2,609.26        | \$ 3,979.75         | \$ 426.40  | \$ -   | \$ 944.09                               | \$ 1,370.49                                 | \$ 69.36   | \$ 22.20   | \$ 1,278.93                                   |
| Reed Quarries, Inc.  | 53-05-29-200-016.000-004 |        | 1A              | N  | \$ 109,200             | \$ -                   | \$ 109,200        | \$ 1.5403                             | \$ 2.2811                | \$ 1,682.00        | \$ 2,789.86         | \$ 298.91  | \$ -   | \$ 808.95                               | \$ 1,107.86                                 | \$ -   | \$ -   | \$ 1,107.86                                   |
| State Of Indiana   | 53-05-29-200-055.000-004 |        | 1A              | N  | \$ -                   | \$ -                   | \$ -              | \$ 1.5403                             | \$ 2.2811                | \$ -               | \$ -                | \$ -   | \$ -   | \$ -                                    | \$ -  | \$ -   | \$ -   | \$ -  |
| Dede, Paul M   | 53-05-29-100-032.000-004 |        | 1A              | N  | \$ 229,500             | \$ 109,575             | \$ 119,925        | \$ 1.5403                             | \$ 2.2811                | \$ 1,781.72        | \$ 2,699.75         | \$ 289.26  | \$ -   | \$ 628.77                               | \$ 918.03                                   | \$ 69.36   | \$ 22.20   | \$ 826.47                                     |
| Rimstidt, Robert & Nelda S   | 53-05-29-100-001.000-004 | 1927   | 1A              | N  | \$ 241,200             | \$ 113,670             | \$ 127,530        | \$ 1.5403                             | \$ 2.2811                | \$ 1,894.70        | \$ 2,839.00         | \$ 304.19  | \$ -   | \$ 640.11                               | \$ 944.30                                   | \$ 69.36   | \$ 22.20   | \$ 852.74                                     |
| Densford, Catherine C  | 53-05-29-100-005.000-004 | 1927   | 1A              | N  | \$ 213,400             | \$ 106,940             | \$ 106,460        | \$ 1.5403                             | \$ 2.2811                | \$ 1,581.66        | \$ 2,504.90         | \$ 268.38  | \$ -   | \$ 654.86                               | \$ 923.24                                   | \$ -   | \$ -   | \$ 923.24                                     |
| Cowden, J.D.   | 53-05-29-100-019.000-004 | 1927   | 1A              | N  | \$ 222,000             | \$ -                   | \$ 222,000        | \$ 1.5403                             | \$ 2.2811                | \$ 3,419.48        | \$ 5,212.24         | \$ 558.45  | \$ -   | \$ 1,234.31                             | \$ 1,792.76                                 | \$ -   | \$ -   | \$ 1,792.76                                   |
| Ashton, Andrew J   | 53-05-29-100-020.000-004 | 1927   | 1A              | N  | \$ 212,200             | \$ 103,520             | \$ 108,680        | \$ 1.5403                             | \$ 2.2811                | \$ 1,614.64        | \$ 2,493.87         | \$ 267.21  | \$ -   | \$ 612.02                               | \$ 879.23                                   | \$ 69.36   | \$ 22.20   | \$ 787.67                                     |
| BACH 2128 Investments, LLC   | 53-05-31-202-005.000-004 | 2438   | 1A              | N  | \$ 358,300             | \$ -                   | \$ 358,300        | \$ 1.5403                             | \$ 2.2811                | \$ 5,518.88        | \$ 9,153.92         | \$ 980.78  | \$ -   | \$ 2,654.27                             | \$ 3,635.04                                 | \$ 69.36   | \$ 22.20   | \$ 3,543.48                                   |
| Shelby Bloomington LLC   | 53-05-31-202-007.000-004 |        | 1A              | N  | \$ 204,700             | \$ -                   | \$ 204,700        | \$ 1.5403                             | \$ 2.2811                | \$ 3,153.00        | \$ 5,229.72         | \$ 560.33  | \$ -   | \$ 1,516.39                             | \$ 2,076.72                                 | \$ 69.36   | \$ 22.20   | \$ 1,985.16                                   |
| Monroe County Real Estate Investment LLC                                       | 53-05-31-202-001.000-004 |        | 1A              | N  | \$ 299,700             | \$ -                   | \$ 299,700        | \$ 1.5403                             | \$ 2.2811                | \$ 4,616.28        | \$ 7,656.80         | \$ 820.37  | \$ -   | \$ 2,220.15                             | \$ 3,040.52                                 | \$ 69.36   | \$ 22.20   | \$ 2,948.96                                   |
| Tarbert Properties LLC   | 53-05-31-203-012.000-004 |        | 1A              | N  | \$ 237,200             | \$ -                   | \$ 237,200        | \$ 1.5403                             | \$ 2.2811                | \$ 3,653.60        | \$ 6,060.04         | \$ 649.29  | \$ -   | \$ 1,757.15                             | \$ 2,406.44                                 | \$ -   | \$ -   | \$ 2,406.44                                   |
| Hoosier Hills Food Bank Inc  | 53-05-31-203-019.000-004 |        | 1A              | N  | \$ 347,500             | \$ 347,500             | \$ -              | \$ 1.5403                             | \$ 2.2811                | \$ -               | \$ -                | \$ -   | \$ -   | \$ -                                    | \$ -  | \$ -   | \$ -   | \$ -  |
| Hoosier Hills Food Bank Inc  | 53-05-31-203-022.000-004 |        | 1A              | N  | \$ 304,600             | \$ 304,600             | \$ -              | \$ 1.5403                             | \$ 2.2811                | \$ -               | \$ -                | \$ -   | \$ -   | \$ -                                    | \$ -  | \$ -   | \$ -   | \$ -  |
| MCD Machine Incorporated   | 53-05-31-203-006.000-004 |        | 1A              | N  | \$ 386,100             | \$ -                   | \$ 386,100        | \$ 1.5403                             | \$ 2.2811                | \$ 5,947.10        | \$ 9,864.16         | \$ 1,056.87  | \$ -   | \$ 2,860.19                             | \$ 3,917.06                                 | \$ 69.36   | \$ 14.76   | \$ 3,832.94                                   |
| Fosnacht, Kevin J  | 53-05-29-100-004.000-004 | 1927   | 1A              | N  | \$ 196,900             | \$ 101,165             | \$ 95,735         | \$ 1.5403                             | \$ 2.2811                | \$ 1,422.32        | \$ 2,308.53         | \$ 247.34  | \$ -   | \$ 638.87                               | \$ 886.21                                   | \$ 69.36   | \$ 22.20   | \$ 794.65                                     |
| Danielson, Keith A. & L/E Danielson, Marilyn J.                                | 53-05-29-100-002.000-004 | 1927   | 1A              | N  | \$ 220,600             | \$ 106,460             | \$ 114,140        | \$ 1.5403                             | \$ 2.2811                | \$ 1,695.76        | \$ 2,593.83         | \$ 277.91  | \$ -   | \$ 620.16                               | \$ 898.07                                   | \$ 69.36   | \$ 22.20   | \$ 806.51                                     |
| Van Hook, Philip & Barbara Revocable Trust                                     | 53-05-29-100-010.000-004 | 1927   | 1A              | N  | \$ 218,900             | \$ 105,865             | \$ 113,035        | \$ 1.5403                             | \$ 2.2811                | \$ 1,679.36        | \$ 2,573.59         | \$ 275.74  | \$ -   | \$ 618.49                               | \$ 894.23                                   | \$ 69.36   | \$ 22.20   | \$ 802.67                                     |
| Satter, Richard E & Ethel A  | 53-05-29-100-037.000-004 | 1927   | 1A              | N  | \$ 210,600             | \$ 102,960             | \$ 107,640        | \$ 1.5403                             | \$ 2.2811                | \$ 1,599.20        | \$ 2,474.82         | \$ 265.16  | \$ -   | \$ 610.46                               | \$ 875.62                                   | \$ 69.36   | \$ 22.20   | \$ 784.06                                     |
| Boyd, Michael W & Judith A   | 53-05-29-100-055.000-004 | 1927   | 1A              | N  | \$ 248,500             | \$ 141,185             | \$ 107,315        | \$ 1.5403                             | \$ 2.2811                | \$ 1,594.36        | \$ 2,644.51         | \$ 283.34  | \$ -   | \$ 766.81                               | \$ 1,050.15                                 | \$ 69.36   | \$ 22.20   | \$ 958.59                                     |
| Pate, Marvin L & Terry J   | 53-05-29-100-059.000-004 | 1927   | 1A              | N  | \$ 338,200             | \$ 150,620             | \$ 187,580        | \$ 1.5403                             | \$ 2.2811                | \$ 2,786.84        | \$ 3,990.16         | \$ 427.52  | \$ -   | \$ 775.80                               | \$ 1,203.32                                 | \$ 69.36   | \$ 22.20   | \$ 1,111.76                                   |
| Heaton, Donald & Wildonna Edwards  | 53-05-29-100-033.000-004 | 1927   | 1A              | N  | \$ 283,500             | \$ 128,475             | \$ 155,025        | \$ 1.5403                             | \$ 2.2811                | \$ 2,303.20        | \$ 3,342.40         | \$ 358.11  | \$ -   | \$ 681.09                               | \$ 1,039.20                                 | \$ 69.36   | \$ 22.20   | \$ 947.64                                     |
| McKinney Family Revocable Trust  | 53-05-29-100-060.000-004 | 1927   | 1A              | N  | \$ 233,400             | \$ 135,900             | \$ 97,500         | \$ 1.5403                             | \$ 2.2811                | \$ 1,448.56        | \$ 2,402.64         | \$ 257.43  | \$ -   | \$ 696.66                               | \$ 954.08                                   | \$ -   | \$ -   | \$ 954.08                                     |

# City of Bloomington

## Area #1A: South-West Annexation Area - Tax Impacts Analysis

Note (1): This section shows the inc/(dec) in tax bills due to differences between township fire protection rates and the Monroe Fire Protection District fire rate

| Owner Name  | Parcel #                 | Waiver | Annexation Area | AG | 2020 Pay 2021 Gross AV | 2020 Pay 2021 Deductions /Exemptions | 2020 Pay 2021 NAV | Pre-Annex 2020 Pay 2021 Prop Tax Rate | Post-Annex Prop Tax Rate | Pre-Annex Tax Bill | Post-Annex Tax Bill | Net Tax Bill Increase Due Solely to AV Growth (12% - Aggregate over 4 years) | Net Tax Bill Increase Due to Difference Between Fire Rates (1) | Net Tax Bill Increase Due to Annexation | Total Post-Annexation Net Tax Bill Increase | Benefit 1 Yearly Sewer Bill Savings (@ 4000 Gal/Month) | Benefit 2 Yearly Fire Protection (Water Surcharge) Savings | Post-Annex Tax Bill Inc/(Dec) Net of Benefits |
|---|--------------------------|--------|-----------------|----|------------------------|--------------------------------------|-------------------|---------------------------------------|--------------------------|--------------------|---------------------|--|--|---|---|--|--|---|
| Hellums, William L & Sabrina M  | 53-05-29-100-034.000-004 | 1927   | 1A              | N  | \$ 266,600             | \$ 125,560                           | \$ 141,040        | \$ 1.5403                             | \$ 2.2811                | \$ 2,095.42        | \$ 3,138.04         | \$ 336.22  | \$ -   | \$ 706.40                               | \$ 1,042.62                                 | \$ -   | \$ -   | \$ 1,042.62                                   |
| Keucher, Stephen L & Diane M Revocable Trust                          | 53-05-29-100-025.000-004 | 1927   | 1A              | N  | \$ 266,600             | \$ 122,560                           | \$ 144,040        | \$ 1.5403                             | \$ 2.2811                | \$ 2,140.00        | \$ 3,141.28         | \$ 336.57  | \$ -   | \$ 664.71                               | \$ 1,001.28                                 | \$ -   | \$ -   | \$ 1,001.28                                   |
| Hoadley, B. G. Inc.   | 53-05-20-300-001.000-004 |        | 1A              | N  | \$ 1,800               | \$ -                                 | \$ 1,800          | \$ 1.5403                             | \$ 2.2811                | \$ 27.72           | \$ 45.99            | \$ 4.93  | \$ -   | \$ 13.34                                | \$ 18.27                                    | \$ -   | \$ -   | \$ 18.27                                      |
| HHI Properties LLC  | 53-05-31-203-017.000-004 | 1215   | 1A              | N  | \$ 415,000             | \$ -                                 | \$ 415,000        | \$ 1.5403                             | \$ 2.2811                | \$ 6,392.24        | \$ 10,602.51        | \$ 1,135.98  | \$ -   | \$ 3,074.28                             | \$ 4,210.27                                 | \$ 69.36   | \$ 22.20   | \$ 4,118.71                                   |
| Cloud, Carol A Revocable Trust & Cloud, Todd D Trust & Ison, Dennis C | 53-05-31-203-024.000-004 |        | 1A              | N  | \$ 635,000             | \$ -                                 | \$ 635,000        | \$ 1.5403                             | \$ 2.2811                | \$ 9,780.90        | \$ 16,223.11        | \$ 1,738.19  | \$ -   | \$ 4,704.02                             | \$ 6,442.21                                 | \$ 69.36   | \$ 22.20   | \$ 6,350.65                                   |
| His Properties LLC  | 53-05-31-203-011.000-004 | 2142   | 1A              | N  | \$ 369,800             | \$ -                                 | \$ 369,800        | \$ 1.5403                             | \$ 2.2811                | \$ 5,696.04        | \$ 9,447.73         | \$ 1,012.26  | \$ -   | \$ 2,739.43                             | \$ 3,751.69                                 | \$ 69.36   | \$ 22.20   | \$ 3,660.13                                   |
| Huntley, David Rex & Karlene B  | 53-05-31-203-003.000-004 |        | 1A              | N  | \$ 379,100             | \$ -                                 | \$ 379,100        | \$ 1.5403                             | \$ 2.2811                | \$ 5,839.28        | \$ 9,685.33         | \$ 1,037.71  | \$ -   | \$ 2,808.33                             | \$ 3,846.05                                 | \$ -   | \$ -   | \$ 3,846.05                                   |
| Tarbert Properties LLC  | 53-05-31-203-020.000-004 | 2192   | 1A              | N  | \$ 616,200             | \$ -                                 | \$ 616,200        | \$ 1.5403                             | \$ 2.2811                | \$ 9,491.32        | \$ 15,742.81        | \$ 1,686.73  | \$ -   | \$ 4,564.76                             | \$ 6,251.49                                 | \$ 69.36   | \$ 37.08   | \$ 6,145.05                                   |
| Shelby Bloomington LLC  | 53-05-31-202-006.000-004 | 1687   | 1A              | N  | \$ 532,400             | \$ -                                 | \$ 532,400        | \$ 1.5403                             | \$ 2.2811                | \$ 8,200.56        | \$ 13,601.87        | \$ 1,457.34  | \$ -   | \$ 3,943.96                             | \$ 5,401.31                                 | \$ -   | \$ -   | \$ 5,401.31                                   |
| Gailes Gas & Electric Inc.  | 53-05-31-203-014.000-004 |        | 1A              | N  | \$ 3,800               | \$ -                                 | \$ 3,800          | \$ 1.5403                             | \$ 2.2811                | \$ 58.52           | \$ 97.08            | \$ 10.40   | \$ -   | \$ 28.16                                | \$ 38.56                                    | \$ -   | \$ -   | \$ 38.56                                      |
| E & B Paving Inc  | 53-05-31-203-018.000-004 |        | 1A              | N  | \$ 860,100             | \$ -                                 | \$ 860,100        | \$ 1.5403                             | \$ 2.2811                | \$ 13,248.12       | \$ 21,974.02        | \$ 2,354.36  | \$ -   | \$ 6,371.54                             | \$ 8,725.90                                 | \$ 69.36   | \$ 118.68  | \$ 8,537.86                                   |
| Hanna, William K Trucking Inc   | 53-05-31-203-026.000-004 | 2091   | 1A              | N  | \$ 1,286,300           | \$ -                                 | \$ 1,286,300      | \$ 1.5403                             | \$ 2.2811                | \$ 19,812.88       | \$ 32,862.66        | \$ 3,521.00  | \$ -   | \$ 9,528.78                             | \$ 13,049.78                                | \$ 69.36   | \$ 22.20   | \$ 12,958.22                                  |
| T & R Rentals LLC   | 53-05-31-203-015.000-004 |        | 1A              | N  | \$ 132,900             | \$ -                                 | \$ 132,900        | \$ 1.5403                             | \$ 2.2811                | \$ 2,047.06        | \$ 3,395.36         | \$ 363.79  | \$ -   | \$ 984.51                               | \$ 1,348.30                                 | \$ 69.36   | \$ 37.08   | \$ 1,241.86                                   |
| Sowders, Gerald   | 53-05-31-203-007.000-004 |        | 1A              | N  | \$ 541,600             | \$ -                                 | \$ 541,600        | \$ 1.5403                             | \$ 2.2811                | \$ 8,342.26        | \$ 13,836.91        | \$ 1,482.53  | \$ -   | \$ 4,012.12                             | \$ 5,494.65                                 | \$ -   | \$ -   | \$ 5,494.65                                   |
| Hoadley, B G Inc  | 53-05-29-200-023.000-005 |        | 1A              | N  | \$ 4,700               | \$ -                                 | \$ 4,700          | \$ 2.0635                             | \$ 2.0641                | \$ 96.98           | \$ 108.65           | \$ 11.64   | \$ 20.48   | \$ 0.03                                 | \$ 11.67                                    | \$ -   | \$ -   | \$ 11.67                                      |
| Wakhungu, Henry Kerre & Phoebe Khasiala                               | 53-05-29-100-026.000-004 |        | 1A              | N  | \$ 124,100             | \$ -                                 | \$ 124,100        | \$ 1.5403                             | \$ 2.2811                | \$ 1,911.52        | \$ 2,915.55         | \$ 312.38  | \$ -   | \$ 691.65                               | \$ 1,004.03                                 | \$ 69.36   | \$ 14.76   | \$ 919.91                                     |
| Siebert, Patricia H & Andrew  | 53-05-29-200-051.000-004 |        | 1A              | N  | \$ 107,800             | \$ 69,980                            | \$ 37,820         | \$ 1.5403                             | \$ 2.2811                | \$ 561.88          | \$ 931.97           | \$ 99.85   | \$ -   | \$ 270.25                               | \$ 370.09                                   | \$ 69.36   | \$ 22.20   | \$ 278.53                                     |
| Reed Quarries, Inc.   | 53-05-20-300-033.000-004 |        | 1A              | N  | \$ 192,100             | \$ -                                 | \$ 192,100        | \$ 1.5403                             | \$ 2.2811                | \$ 2,958.92        | \$ 4,907.81         | \$ 525.84  | \$ -   | \$ 1,423.05                             | \$ 1,948.89                                 | \$ 69.36   | \$ 22.20   | \$ 1,857.33                                   |
| AT&T Network Real Estate Administration                               | 53-01-22-063-010.000-004 |        | 1A              | N  | \$ 20,600              | \$ -                                 | \$ 20,600         | \$ 1.5403                             | \$ 2.2811                | \$ 317.30          | \$ 526.29           | \$ 56.39   | \$ -   | \$ 152.60                               | \$ 208.99                                   | \$ -   | \$ -   | \$ 208.99                                     |
| HREH LLC  | 53-05-31-203-016.000-004 |        | 1A              | N  | \$ 270,200             | \$ -                                 | \$ 270,200        | \$ 1.5403                             | \$ 2.2811                | \$ 4,161.88        | \$ 6,903.13         | \$ 739.62  | \$ -   | \$ 2,001.63                             | \$ 2,741.25                                 | \$ 69.36   | \$ 37.08   | \$ 2,634.81                                   |
| Langley, Robert C & Helen V   | 53-05-31-200-005.000-004 | 2504   | 1A              | N  | \$ 194,000             | \$ 96,835                            | \$ 97,165         | \$ 1.5403                             | \$ 2.2811                | \$ 1,444.06        | \$ 2,289.55         | \$ 245.31  | \$ -   | \$ 600.17                               | \$ 845.49                                   | \$ 69.36   | \$ 14.76   | \$ 761.37                                     |
| O'Malley, Linda L   | 53-09-01-202-016.000-015 |        | 1A              | N  | \$ 162,200             | \$ 3,000                             | \$ 159,200        | \$ 1.5790                             | \$ 2.3198                | \$ 2,513.76        | \$ 3,771.39         | \$ 404.08  | \$ -   | \$ 853.55                               | \$ 1,257.63                                 | \$ 69.36   | \$ 22.20   | \$ 1,166.07                                   |
| Pate, Sharon A  | 53-09-12-201-013.000-015 |        | 1A              | N  | \$ 146,900             | \$ 83,665                            | \$ 63,235         | \$ 1.5790                             | \$ 2.3198                | \$ 963.02          | \$ 1,584.60         | \$ 169.77  | \$ -   | \$ 451.80                               | \$ 621.58                                   | \$ 69.36   | \$ 22.20   | \$ 530.02                                     |
| Johnson, Larry E & Deborah E.   | 53-09-01-210-015.000-015 |        | 1A              | N  | \$ 174,400             | \$ 92,975                            | \$ 81,425         | \$ 1.5790                             | \$ 2.3198                | \$ 1,240.04        | \$ 2,031.02         | \$ 217.61  | \$ -   | \$ 573.37                               | \$ 790.98                                   | \$ 69.36   | \$ 14.76   | \$ 706.86                                     |
| Creek, Donald E & Sandra M  | 53-09-12-201-016.000-015 |        | 1A              | N  | \$ 134,300             | \$ 75,870                            | \$ 58,430         | \$ 1.5790                             | \$ 2.3198                | \$ 890.46          | \$ 1,465.22         | \$ 157.00  | \$ -   | \$ 417.76                               | \$ 574.76                                   | \$ 69.36   | \$ 22.20   | \$ 483.20                                     |
| State Of Indiana  | 53-01-61-740-001.000-015 |        | 1A              | N  | \$ -                   | \$ -                                 | \$ -              | \$ 1.5790                             | \$ 2.3198                | \$ -               | \$ -                | \$ -   | \$ -   | \$ -                                    | \$ -  | \$ -   | \$ -   | \$ -  |
| Manns, Sojourner Ann  | 53-09-01-209-058.000-015 |        | 1A              | N  | \$ 143,600             | \$ 82,510                            | \$ 61,090         | \$ 1.5790                             | \$ 2.3198                | \$ 930.36          | \$ 1,530.87         | \$ 164.03  | \$ -   | \$ 436.48                               | \$ 600.51                                   | \$ 69.36   | \$ 22.20   | \$ 508.95                                     |
| Wyatte, Andrea E  | 53-04-36-302-021.000-011 |        | 1A              | N  | \$ 132,800             | \$ 78,555                            | \$ 54,245         | \$ 1.7781                             | \$ 2.4986                | \$ 928.04          | \$ 1,460.61         | \$ 156.48  | \$ -   | \$ 376.08                               | \$ 532.57                                   | \$ 69.36   | \$ 22.20   | \$ 441.01                                     |
| Gronck, Jeffrey W & Linda A   | 53-04-36-303-035.000-011 |        | 1A              | N  | \$ 145,200             | \$ 80,070                            | \$ 65,130         | \$ 1.7781                             | \$ 2.4986                | \$ 1,114.28        | \$ 1,626.25         | \$ 174.25  | \$ -   | \$ 337.72                               | \$ 511.97                                   | \$ 69.36   | \$ 22.20   | \$ 420.41                                     |
| Barber, Larry S & Kathy   | 53-04-36-303-048.000-011 |        | 1A              | N  | \$ 128,200             | \$ 77,120                            | \$ 51,080         | \$ 1.7781                             | \$ 2.4986                | \$ 873.90          | \$ 1,375.41         | \$ 147.37  | \$ -   | \$ 354.13                               | \$ 501.51                                   | \$ 69.36   | \$ 22.20   | \$ 409.95                                     |
| McGrath, Doris E & Owens, J Jordan                                    | 53-04-36-301-006.000-011 |        | 1A              | N  | \$ 95,700              | \$ 62,745                            | \$ 32,955         | \$ 1.7781                             | \$ 2.4986                | \$ 563.80          | \$ 887.37           | \$ 95.08   | \$ -   | \$ 228.48                               | \$ 323.57                                   | \$ 69.36   | \$ 22.20   | \$ 232.01                                     |
| Wampler, Jessie L   | 53-04-36-303-079.000-011 |        | 1A              | N  | \$ 135,500             | \$ 79,675                            | \$ 55,825         | \$ 1.7781                             | \$ 2.4986                | \$ 955.08          | \$ 1,503.16         | \$ 161.05  | \$ -   | \$ 387.03                               | \$ 548.08                                   | \$ 69.36   | \$ 22.20   | \$ 456.52                                     |
| McKee, Violeta G  | 53-04-36-301-003.000-011 |        | 1A              | N  | \$ 124,100             | \$ 72,685                            | \$ 51,415         | \$ 1.7781                             | \$ 2.4986                | \$ 879.64          | \$ 1,384.43         | \$ 148.34  | \$ -   | \$ 356.45                               | \$ 504.79                                   | \$ 69.36   | \$ 22.20   | \$ 413.23                                     |
| McKee, George B. & Fe Christine E.                                    | 53-04-36-303-064.000-011 |        | 1A              | N  | \$ 113,200             | \$ 68,870                            | \$ 44,330         | \$ 1.7781                             | \$ 2.4986                | \$ 758.42          | \$ 1,193.65         | \$ 127.90  | \$ -   | \$ 307.33                               | \$ 435.23                                   | \$ 69.36   | \$ 22.20   | \$ 343.67                                     |
| Cross, Debra L  | 53-04-36-302-004.000-011 |        | 1A              | N  | \$ 104,800             | \$ 68,930                            | \$ 35,870         | \$ 1.7781                             | \$ 2.4986                | \$ 613.68          | \$ 965.84           | \$ 103.47  | \$ -   | \$ 248.69                               | \$ 352.16                                   | \$ 69.36   | \$ 22.20   | \$ 260.60                                     |
| Linxwiler, Michael D & Linda L & Linxwiler, Zachary Dean              | 53-04-36-301-016.000-011 |        | 1A              | N  | \$ 96,200              | \$ 62,920                            | \$ 33,280         | \$ 1.7781                             | \$ 2.4986                | \$ 569.36          | \$ 896.12           | \$ 96.02   | \$ -   | \$ 230.74                               | \$ 326.76                                   | \$ 69.36   | \$ 22.20   | \$ 235.20                                     |
| Eppert, Joshua L & Brocklan D   | 53-09-01-213-030.000-015 |        | 1A              | N  | \$ 190,500             | \$ 98,925                            | \$ 91,575         | \$ 1.5790                             | \$ 2.3198                | \$ 1,394.62        | \$ 2,232.37         | \$ 239.18  | \$ -   | \$ 598.57                               | \$ 837.75                                   | \$ 69.36   | \$ 22.20   | \$ 746.19                                     |
| Rathbun, Travis & Heather   | 53-09-01-212-012.000-015 |        | 1A              | N  | \$ 104,400             | \$ 68,790                            | \$ 35,610         | \$ 1.5790                             | \$ 2.3198                | \$ 542.32          | \$ 892.34           | \$ 95.60   | \$ -   | \$ 254.42                               | \$ 350.02                                   | \$ 69.36   | \$ 22.20   | \$ 258.46                                     |
| Conder, William I. Jr. & Brenda R.                                    | 53-09-03-103-009.000-015 | 2282   | 1A              | N  | \$ 147,900             | \$ 81,110                            | \$ 66,790         | \$ 1.5790                             | \$ 2.3198                | \$ 1,020.14        | \$ 1,678.58         | \$ 179.85  | \$ -   | \$ 478.59                               | \$ 658.44                                   | \$ 69.36   | \$ 22.20   | \$ 566.88                                     |
| Hupp, Phillip E   | 53-09-01-212-011.000-015 |        | 1A              | N  | \$ 138,900             | \$ 79,010                            | \$ 59,890         | \$ 1.5790                             | \$ 2.3198                | \$ 913.38          | \$ 1,502.91         | \$ 161.03  | \$ -   | \$ 428.50                               | \$ 589.53                                   | \$ 69.36   | \$ 14.76   | \$ 505.41                                     |
| Public Investment Corp  | 53-09-01-300-027.000-015 |        | 1A              | N  | \$ 1,175,400           | \$ -                                 | \$ 1,175,400      | \$ 1.5790                             | \$ 2.3198                | \$ 18,559.56       | \$ 27,596.70        | \$ 2,956.79  | \$ -   | \$ 6,080.35                             | \$ 9,037.14                                 | \$ 69.36   | \$ 22.20   | \$ 8,945.58                                   |
| Back, Henry R & Alice A   | 53-09-01-210-014.000-015 |        | 1A              | N  | \$ 154,800             | \$ 86,430                            | \$ 68,370         | \$ 1.5790                             | \$ 2.3198                | \$ 1,041.22        | \$ 1,713.27         | \$ 183.56  | \$ -   | \$ 488.49                               | \$ 672.05                                   | \$ 69.36   | \$ 14.76   | \$ 587.93                                     |
| Lawyer, Dan & Beth  | 53-09-01-210-013.000-015 |        | 1A              | N  | \$ 162,600             | \$ 128,120                           | \$ 34,480         | \$ 1.5790                             | \$ 2.3198                | \$ 525.12          | \$ 864.05           | \$ 92.58   | \$ -   | \$ 246.35                               | \$ 338.93                                   | \$ 69.36   | \$ 14.76   | \$ 254.81                                     |
| Yoder, Benjamin S & Stephanie D                                       | 53-09-12-201-018.000-015 |        | 1A              | N  | \$ 161,000             | \$ 88,600                            | \$ 72,400         | \$ 1.5790                             | \$ 2.3198                | \$ 1,102.60        | \$ 1,814.27         | \$ 194.39  | \$ -   | \$ 517.28                               | \$ 711.67                                   | \$ 69.36   | \$ 14.76   | \$ 627.55                                     |
| Jaynes, Pamela K  | 53-09-12-201-027.000-015 |        | 1A              | N  | \$ 129,400             | \$ 74,540                            | \$ 54,860         | \$ 1.5790                             | \$ 2.3198                | \$ 835.48          | \$ 1,374.73         | \$ 147.29  | \$ -   | \$ 391.97                               | \$ 539.25                                   | \$ 69.36   | \$ 14.76   | \$ 455.13                                     |
| Prewitt, Dwight & Esther E Joint Revocable Trust                      | 53-09-12-200-029.000-015 |        | 1A              | N  | \$ 62,200              | \$ -                                 | \$ 62,200         | \$ 1.5790                             | \$ 2.3198                | \$ 982.14          | \$ 1,460.37         | \$ 156.47  | \$ -   | \$ 321.76                               | \$ 478.23                                   | \$ 69.36   | \$ 22.20   | \$ 386.67                                     |
| Lunsford, Lawrence  | 53-09-01-202-007.000-015 |        | 1A              | N  | \$ 124,200             | \$ -                                 | \$ 124,200        | \$ 1.5790                             | \$ 2.3198                | \$ 1,961.12        | \$ 2,916.04         | \$ 312.43  | \$ -   | \$ 642.48                               | \$ 954.92                                   | \$ 69.36   | \$ 14.76   | \$ 870.80                                     |
| Prewitt, Dwight & Esther E Joint Revocable Trust                      | 53-09-12-200-022.000-015 |        | 1A              | N  | \$ 94,500              | \$ -                                 | \$ 94,500         | \$ 1.5790                             | \$ 2.3198                | \$ 1,492.16        | \$ 2,218.72         | \$ 237.72  | \$ -   | \$ 488.84                               | \$ 726.56                                   | \$ 69.36   | \$ 14.76   | \$ 642.44                                     |

# City of Bloomington

## Area #1A: South-West Annexation Area - Tax Impacts Analysis

Note (1): This section shows the inc/(dec) in tax bills due to differences between township fire protection rates and the Monroe Fire Protection District fire rate

| Owner Name   | Parcel #                 | Waiver | Annexation Area | AG         | 2020 Pay 2021 Gross AV | 2020 Pay 2021 Deductions /Exemptions | 2020 Pay 2021 NAV | Pre-Annex 2020 Pay 2021 Prop Tax Rate | Post-Annex Prop Tax Rate | Pre-Annex Tax Bill | Post-Annex Tax Bill | Net Tax Bill Increase Due Solely to AV Growth (12% - Aggregate over 4 years) | Net Tax Bill Increase Due to Difference Between Fire Rates (1) | Net Tax Bill Increase Due to Annexation | Total Post-Annexation Net Tax Bill Increase | Benefit 1 Yearly Sewer Bill Savings (@ 4000 Gal/Month) | Benefit 2 Yearly Fire Protection (Water Surcharge) Savings | Post-Annex Tax Bill Inc/(Dec) Net of Benefits |
|--|--------------------------|--------|-----------------|------------|------------------------|--------------------------------------|-------------------|---------------------------------------|--------------------------|--------------------|---------------------|--|--|---|---|--|--|---|
| Prewitt, Dwight & Esther E Joint Revocable Trust     | 53-09-12-200-004.000-015 |        | 1A              | N          | \$ 66,500              | \$ -                                 | \$ 66,500         | \$ 1.5790                             | \$ 2.3198                | \$ 1,050.04        | \$ 1,561.32         | \$ 167.28  | \$ -   | \$ 344.00                               | \$ 511.28                                   | \$ 69.36   | \$ 22.20   | \$ 419.72                                     |
| Lagneaux, Maurice                                    | 53-09-01-212-007.000-015 |        | 1A              | N          | \$ 138,300             | \$ 80,340                            | \$ 57,960         | \$ 1.5790                             | \$ 2.3198                | \$ 882.68          | \$ 1,452.41         | \$ 155.61  | \$ -   | \$ 414.12                               | \$ 569.73                                   | \$ 69.36   | \$ 22.20   | \$ 478.17                                     |
| Farmer, Benjamin Charles & Brittany Nicole           | 53-09-12-201-026.000-015 |        | 1A              | N          | \$ 154,200             | \$ 86,220                            | \$ 67,980         | \$ 1.5790                             | \$ 2.3198                | \$ 1,035.28        | \$ 1,703.52         | \$ 182.53  | \$ -   | \$ 485.71                               | \$ 668.24                                   | \$ 69.36   | \$ 14.76   | \$ 584.12                                     |
| Trinity Reformed Church of Bloomington, Indiana Inc. | 53-09-12-200-008.000-015 | 2373   | 1A              | N          | \$ 86,900              | \$ 86,900                            | \$ -              | \$ 1.5790                             | \$ 2.3198                | \$ -               | \$ -                | \$ -   | \$ -   | \$ -                                    | \$ -  | \$ -   | \$ -   | \$ -  |
| Funkhouser, Donald Gene; Funkhouser, Roger G &       | 53-09-11-400-009.000-015 |        | 1A              | N          | \$ 147,500             | \$ -                                 | \$ 147,500        | \$ 1.5790                             | \$ 2.3198                | \$ 2,329.04        | \$ 3,489.12         | \$ 373.83  | \$ -   | \$ 786.25                               | \$ 1,160.08                                 | \$ 69.36   | \$ 37.08   | \$ 1,053.64                                   |
| State Of Indiana                                     | 53-09-11-400-011.000-015 |        | 1A              | N          | \$ -                   | \$ -                                 | \$ -              | \$ 1.5790                             | \$ 2.3198                | \$ -               | \$ -                | \$ -   | \$ -   | \$ -                                    | \$ -  | \$ -   | \$ -   | \$ -  |
| Trinity Reformed Church of Bloomington, Indiana Inc. | 53-09-11-400-006.000-015 | 2373   | 1A              | N          | \$ 3,223,300           | \$ 3,223,300                         | \$ -              | \$ 1.5790                             | \$ 2.3198                | \$ -               | \$ -                | \$ -   | \$ -   | \$ -                                    | \$ -  | \$ 69.36   | \$ 37.08   | \$ (106.44)                                   |
| State Of Indiana                                     | 53-09-11-400-005.000-015 |        | 1A              | N          | \$ -                   | \$ -                                 | \$ -              | \$ 1.5790                             | \$ 2.3198                | \$ -               | \$ -                | \$ -   | \$ -   | \$ -                                    | \$ -  | \$ -   | \$ -   | \$ -  |
| Trinity Reformed Church of Bloomington, Indiana Inc. | 53-09-11-400-006.002-015 | 2373   | 1A              | Y          | \$ 317,900             | \$ 137,540                           | \$ 180,360        | \$ 1.5790                             | \$ 2.3198                | \$ 2,751.52        | \$ 2,751.52         | \$ 1,098.69  | \$ -   | \$ -                                    | \$ 1,098.69                                 | \$ -   | \$ -   | \$ 1,098.69                                   |
| Curell, David & Annette                              | 53-09-11-400-006.004-015 | 2373   | 1A              | N          | \$ 295,300             | \$ 122,690                           | \$ 172,610        | \$ 1.5790                             | \$ 2.3198                | \$ 2,647.72        | \$ 3,924.46         | \$ 420.47  | \$ -   | \$ 856.27                               | \$ 1,276.74                                 | \$ 69.36   | \$ 22.20   | \$ 1,185.18                                   |
| Boles, Michael & Lisa                                | 53-09-11-400-006.005-015 | 2373   | 1A              | N          | \$ 49,800              | \$ -                                 | \$ 49,800         | \$ 1.5790                             | \$ 2.3198                | \$ 786.34          | \$ 1,293.89         | \$ 138.63  | \$ -   | \$ 368.92                               | \$ 507.55                                   | \$ -   | \$ -   | \$ 507.55                                     |
| Coopridier, Karen M                                  | 53-09-02-200-075.000-015 | 1603   | 1A              | N          | \$ 199,100             | \$ 101,935                           | \$ 97,165         | \$ 1.5790                             | \$ 2.3198                | \$ 1,479.76        | \$ 2,334.72         | \$ 250.15  | \$ -   | \$ 604.81                               | \$ 854.96                                   | \$ 69.36   | \$ 22.20   | \$ 763.40                                     |
| Tompkins, Douglas & Darla                            | 53-09-02-200-023.000-015 | 1603   | 1A              | N          | \$ 195,000             | \$ 100,500                           | \$ 94,500         | \$ 1.5790                             | \$ 2.3198                | \$ 1,439.16        | \$ 2,285.92         | \$ 244.92  | \$ -   | \$ 601.84                               | \$ 846.76                                   | \$ 69.36   | \$ 22.20   | \$ 755.20                                     |
| Nicholson, Justin R & Liesel E                       | 53-09-02-200-056.000-015 | 1603   | 1A              | N          | \$ 177,500             | \$ 94,375                            | \$ 83,125         | \$ 1.5790                             | \$ 2.3198                | \$ 1,265.92        | \$ 2,077.66         | \$ 222.61  | \$ -   | \$ 589.13                               | \$ 811.74                                   | \$ 69.36   | \$ 22.20   | \$ 720.18                                     |
| Lamb, Micah J & Erin Alexandra                       | 53-09-02-200-138.000-015 | 1603   | 1A              | N          | \$ 163,200             | \$ 89,370                            | \$ 73,830         | \$ 1.5790                             | \$ 2.3198                | \$ 1,124.38        | \$ 1,850.11         | \$ 198.23  | \$ -   | \$ 527.50                               | \$ 725.73                                   | \$ 69.36   | \$ 22.20   | \$ 634.17                                     |
| Newquist, Dayne W                                    | 53-09-02-200-140.000-015 | 1603   | 1A              | N          | \$ 200,100             | \$ 101,655                           | \$ 98,445         | \$ 1.5790                             | \$ 2.3198                | \$ 1,499.24        | \$ 2,327.13         | \$ 249.33  | \$ -   | \$ 578.56                               | \$ 827.89                                   | \$ 69.36   | \$ 22.20   | \$ 736.33                                     |
| Kirby, Ricky W & Angela D                            | 53-09-02-200-121.000-015 | 1603   | 1A              | N          | \$ 169,000             | \$ 91,400                            | \$ 77,600         | \$ 1.5790                             | \$ 2.3198                | \$ 1,181.80        | \$ 1,944.58         | \$ 208.35  | \$ -   | \$ 554.43                               | \$ 762.78                                   | \$ 69.36   | \$ 22.20   | \$ 671.22                                     |
| McMillen, Jezreel                                    | 53-09-02-200-131.000-015 | 1603   | 1A              | N          | \$ 191,900             | \$ 99,415                            | \$ 92,485         | \$ 1.5790                             | \$ 2.3198                | \$ 1,408.48        | \$ 2,249.03         | \$ 240.96  | \$ -   | \$ 599.58                               | \$ 840.55                                   | \$ 69.36   | \$ 22.20   | \$ 748.99                                     |
| Von Buchler, Wolfgang H & Judith L                   | 53-09-02-200-014.000-015 | 1603   | 1A              | N          | \$ 174,400             | \$ 93,290                            | \$ 81,110         | \$ 1.5790                             | \$ 2.3198                | \$ 1,235.24        | \$ 2,032.53         | \$ 217.77  | \$ -   | \$ 579.52                               | \$ 797.29                                   | \$ 69.36   | \$ 22.20   | \$ 705.73                                     |
| McCroskey, Brian & Diane M                           | 53-09-02-200-031.000-015 | 1603   | 1A              | N          | \$ 157,300             | \$ 87,305                            | \$ 69,995         | \$ 1.5790                             | \$ 2.3198                | \$ 1,065.96        | \$ 1,753.99         | \$ 187.92  | \$ -   | \$ 500.11                               | \$ 688.03                                   | \$ 69.36   | \$ 22.20   | \$ 596.47                                     |
| Hartssock, Anna G                                    | 53-09-02-200-060.000-015 | 1603   | 1A              | N          | \$ 164,300             | \$ 89,755                            | \$ 74,545         | \$ 1.5790                             | \$ 2.3198                | \$ 1,135.28        | \$ 1,868.01         | \$ 200.14  | \$ -   | \$ 532.60                               | \$ 732.73                                   | \$ 69.36   | \$ 22.20   | \$ 641.17                                     |
| Warren, David C & Rachel K Fleishman                 | 53-09-02-200-102.000-015 | 1603   | 1A              | N          | \$ 176,900             | \$ 94,165                            | \$ 82,735         | \$ 1.5790                             | \$ 2.3198                | \$ 1,260.00        | \$ 2,070.51         | \$ 221.84  | \$ -   | \$ 588.67                               | \$ 810.51                                   | \$ 69.36   | \$ 22.20   | \$ 718.95                                     |
| Smith, Cynthia A & w/l/e Norma J Smith               | 53-09-02-200-061.000-015 | 1603   | 1A              | N          | \$ 149,300             | \$ 98,505                            | \$ 50,795         | \$ 1.5790                             | \$ 2.3198                | \$ 312.28          | \$ 318.53           | \$ -   | \$ -   | \$ 6.25                                 | \$ 6.25                                     | \$ 69.36   | \$ 22.20   | \$ (85.31)                                    |
| Chastain, Randy Chester & Angelina Dawn              | 53-09-02-200-124.000-015 | 1603   | 1A              | N          | \$ 161,400             | \$ 88,740                            | \$ 72,660         | \$ 1.5790                             | \$ 2.3198                | \$ 1,106.56        | \$ 1,820.79         | \$ 195.08  | \$ -   | \$ 519.15                               | \$ 714.23                                   | \$ 69.36   | \$ 22.20   | \$ 622.67                                     |
| Goode, Jesse   | 53-09-02-200-105.000-015 | 1603   | 1A              | N          | \$ 193,600             | \$ 100,010                           | \$ 93,590         | \$ 1.5790                             | \$ 2.3198                | \$ 1,425.32        | \$ 2,269.27         | \$ 243.14  | \$ -   | \$ 600.81                               | \$ 843.95                                   | \$ 69.36   | \$ 22.20   | \$ 752.39                                     |
| Ernest, Nathan Ryan                                  | 53-09-02-200-125.000-015 | 1603   | 1A              | N          | \$ 200,600             | \$ 102,460                           | \$ 98,140         | \$ 1.5790                             | \$ 2.3198                | \$ 1,494.60        | \$ 2,352.57         | \$ 252.07  | \$ -   | \$ 605.91                               | \$ 857.97                                   | \$ 69.36   | \$ 22.20   | \$ 766.41                                     |
| Smith, Cynthia A                                     | 53-09-02-200-103.000-015 | 1603   | 1A              | N          | \$ 182,500             | \$ 135,085                           | \$ 47,415         | \$ 1.5790                             | \$ 2.3198                | \$ 722.08          | \$ 1,188.17         | \$ 127.31  | \$ -   | \$ 338.78                               | \$ 466.09                                   | \$ 69.36   | \$ 22.20   | \$ 374.53                                     |
| Adams, Ryan J  | 53-09-02-200-032.000-015 | 1603   | 1A              | N          | \$ 194,600             | \$ 100,360                           | \$ 94,240         | \$ 1.5790                             | \$ 2.3198                | \$ 1,435.20        | \$ 2,281.17         | \$ 244.41  | \$ -   | \$ 601.55                               | \$ 845.97                                   | \$ 69.36   | \$ 22.20   | \$ 754.41                                     |
| Hapipat, Ben   | 53-09-02-200-083.000-015 | 1603   | 1A              | N          | \$ 186,800             | \$ 97,630                            | \$ 89,170         | \$ 1.5790                             | \$ 2.3198                | \$ 1,358.00        | \$ 2,188.33         | \$ 234.46  | \$ -   | \$ 595.87                               | \$ 830.33                                   | \$ 69.36   | \$ 22.20   | \$ 738.77                                     |
| Pendill-Weatherbee, Heather L                        | 53-09-02-200-005.001-015 | 1603   | 1A              | N          | \$ 164,700             | \$ 89,895                            | \$ 74,805         | \$ 1.5790                             | \$ 2.3198                | \$ 1,139.22        | \$ 1,874.54         | \$ 200.85  | \$ -   | \$ 534.47                               | \$ 735.32                                   | \$ 69.36   | \$ 22.20   | \$ 643.76                                     |
| Bentley, Todd J & Sally A                            | 53-09-02-200-148.000-015 | 1603   | 1A              | N          | \$ 159,200             | \$ 87,970                            | \$ 71,230         | \$ 1.5790                             | \$ 2.3198                | \$ 1,084.78        | \$ 1,784.96         | \$ 191.25  | \$ -   | \$ 508.93                               | \$ 700.18                                   | \$ 69.36   | \$ 22.20   | \$ 608.62                                     |
| Dorcon, Matthew; Tansley, Megan                      | 53-09-02-200-082.000-015 | 1603   | 1A              | N          | \$ 179,700             | \$ 95,145                            | \$ 84,555         | \$ 1.5790                             | \$ 2.3198                | \$ 1,287.72        | \$ 2,103.85         | \$ 225.42  | \$ -   | \$ 590.71                               | \$ 816.13                                   | \$ 69.36   | \$ 22.20   | \$ 724.57                                     |
| Newton, Laura A                                      | 53-09-02-200-026.000-015 | 1603   | 1A              | N          | \$ 152,500             | \$ 82,625                            | \$ 69,875         | \$ 1.5790                             | \$ 2.3198                | \$ 1,064.16        | \$ 1,751.00         | \$ 187.61  | \$ -   | \$ 499.23                               | \$ 686.84                                   | \$ 69.36   | \$ 22.20   | \$ 595.28                                     |
| Stonechase Homeowners Association, Inc               | 53-09-02-400-003.007-015 | 2309   | 1A              | N          | \$ -                   | \$ -                                 | \$ -              | \$ 1.5790                             | \$ 2.3198                | \$ -               | \$ -                | \$ -   | \$ -   | \$ -                                    | \$ -  | \$ -   | \$ -   | \$ -  |
| Stonechase Homeowners Association, Inc               | 53-09-02-400-003.009-015 | 2309   | 1A              | N          | \$ -                   | \$ -                                 | \$ -              | \$ 1.5790                             | \$ 2.3198                | \$ -               | \$ -                | \$ -   | \$ -   | \$ -                                    | \$ -  | \$ -   | \$ -   | \$ -  |
| Burris, Carla J                                      | 53-09-01-210-004.000-015 | 1A     | N               | \$ 147,200 | \$ 97,770              | \$ 49,430                            | \$ 1.5790         | \$ 2.3198                             | \$ 752.78                | \$ 767.84          | \$ -                | \$ -   | \$ -   | \$ 15.06                                | \$ 15.06                                    | \$ 69.36   | \$ 14.76   | \$ (69.06)                                    |
| Mobley, Frank M Jr & Julia M                         | 53-09-02-101-002.000-015 | 1A     | N               | \$ 176,100 | \$ 93,885              | \$ 82,215                            | \$ 1.5790         | \$ 2.3198                             | \$ 1,252.08              | \$ 2,060.23        | \$ 220.74           | \$ -   | \$ 587.41  | \$ 808.15                               | \$ 69.36                                    | \$ 22.20   | \$ 716.59  |   |
| Higgins, Richard L & Patricia L                      | 53-09-02-101-015.000-015 | 1A     | N               | \$ 175,000 | \$ 90,500              | \$ 84,500                            | \$ 1.5790         | \$ 2.3198                             | \$ 1,286.88              | \$ 2,051.14        | \$ 219.76           | \$ -   | \$ 544.49  | \$ 764.26                               | \$ 69.36                                    | \$ 22.20   | \$ 672.70  |   |
| Martin, Timothy Dale & San, Patricia E Wong Swie     | 53-09-12-201-019.000-015 |        | 1A              | N          | \$ 130,900             | \$ 78,065                            | \$ 52,835         | \$ 1.5790                             | \$ 2.3198                | \$ 804.64          | \$ 1,323.98         | \$ 141.85  | \$ -   | \$ 377.49                               | \$ 519.34                                   | \$ 69.36   | \$ 22.20   | \$ 427.78                                     |
| Santo, Christy J                                     | 53-09-01-202-034.000-015 |        | 1A              | N          | \$ 127,100             | \$ 76,735                            | \$ 50,365         | \$ 1.5790                             | \$ 2.3198                | \$ 767.02          | \$ 1,262.10         | \$ 135.23  | \$ -   | \$ 359.85                               | \$ 495.08                                   | \$ 69.36   | \$ 14.76   | \$ 410.96                                     |
| Spears, Elizabeth A & Dennis L                       | 53-09-01-209-027.000-015 |        | 1A              | N          | \$ 134,100             | \$ 79,080                            | \$ 55,020         | \$ 1.5790                             | \$ 2.3198                | \$ 837.92          | \$ 1,378.74         | \$ 147.71  | \$ -   | \$ 393.11                               | \$ 540.82                                   | \$ 69.36   | \$ 14.76   | \$ 456.70                                     |
| Payne, Vincent G. & Regina M.                        | 53-09-01-212-025.000-015 |        | 1A              | N          | \$ 178,000             | \$ 93,675                            | \$ 84,325         | \$ 1.5790                             | \$ 2.3198                | \$ 1,284.20        | \$ 2,056.55         | \$ 220.34  | \$ -   | \$ 552.00                               | \$ 772.35                                   | \$ 69.36   | \$ 14.76   | \$ 688.23                                     |
| Fitch, Jonathan M & Mayafior S                       | 53-09-01-209-042.000-015 |        | 1A              | N          | \$ 163,100             | \$ 85,110                            | \$ 77,990         | \$ 1.5790                             | \$ 2.3198                | \$ 1,189.68        | \$ 1,957.58         | \$ 209.74  | \$ -   | \$ 558.16                               | \$ 767.90                                   | \$ 69.36   | \$ 14.76   | \$ 683.78                                     |
| Shaw, Robert V & Nancy L                             | 53-09-11-101-002.000-015 |        | 1A              | N          | \$ 159,900             | \$ 84,970                            | \$ 74,930         | \$ 1.5790                             | \$ 2.3198                | \$ 1,141.52        | \$ 1,878.33         | \$ 201.26  | \$ -   | \$ 535.55                               | \$ 736.81                                   | \$ 69.36   | \$ 22.20   | \$ 645.25                                     |
| Shaw, Russell E                                      | 53-09-11-101-001.000-015 |        | 1A              | N          | \$ 124,100             | \$ 73,900                            | \$ 50,200         | \$ 1.5790                             | \$ 2.3198                | \$ 765.68          | \$ 1,259.90         | \$ 134.99  | \$ -   | \$ 359.23                               | \$ 494.22                                   | \$ 69.36   | \$ 37.08   | \$ 387.78                                     |

# City of Bloomington

## Area #1A: South-West Annexation Area - Tax Impacts Analysis

Note (1): This section shows the inc/(dec) in tax bills due to differences between township fire protection rates and the Monroe Fire Protection District fire rate

| Owner Name  | Parcel #                 | Waiver | Annexation Area | AG | 2020 Pay 2021 Gross AV | 2020 Pay 2021 Deductions /Exemptions | 2020 Pay 2021 NAV | Pre-Annex 2020 Pay 2021 Prop Tax Rate | Post-Annex Prop Tax Rate | Pre-Annex Tax Bill | Post-Annex Tax Bill | Net Tax Bill Increase Due Solely to AV Growth (12% - Aggregate over 4 years) | Net Tax Bill Increase Due to Difference Between Fire Rates (1) | Net Tax Bill Increase Due to Annexation | Total Post-Annexation Net Tax Bill Increase | Benefit 1 Yearly Sewer Bill Savings (@ 4000 Gal/Month) | Benefit 2 Yearly Fire Protection (Water Surcharge) Savings | Post-Annex Tax Bill Inc/(Dec) Net of Benefits |
|---|--------------------------|--------|-----------------|----|------------------------|--------------------------------------|-------------------|---------------------------------------|--------------------------|--------------------|---------------------|--|--|---|---|--|--|---|
| State Of Indiana  | 53-09-14-100-014.000-015 |        | 1A              | N  | \$ -                   | \$ -                                 | \$ -              | \$ 1,579.00                           | \$ 2,319.80              | \$ -               | \$ -                | \$ -   | \$ -   | \$ -                                    | \$ -  | \$ -   | \$ -   | \$ -  |
| Westmoreland LLC  | 53-09-12-201-005.000-015 |        | 1A              | N  | \$ 125,100             | \$ -                                 | \$ 125,100        | \$ 1,579.00                           | \$ 2,319.80              | \$ 1,975.32        | \$ 2,937.17         | \$ 314.70  | \$ -   | \$ 647.15                               | \$ 961.85                                   | \$ 69.36   | \$ 22.20   | \$ 870.29                                     |
| Crandall, Ruth Ann  | 53-09-01-209-067.000-015 |        | 1A              | N  | \$ 117,600             | \$ 73,410                            | \$ 44,190         | \$ 1,579.00                           | \$ 2,319.80              | \$ 672.98          | \$ 1,107.36         | \$ 118.65  | \$ -   | \$ 315.73                               | \$ 434.38                                   | \$ 69.36   | \$ 14.76   | \$ 350.26                                     |
| Cochrane, Clyde S III & Shari L Foust                               | 53-09-02-300-022.000-015 |        | 1A              | N  | \$ 184,800             | \$ 93,930                            | \$ 90,870         | \$ 1,579.00                           | \$ 2,319.80              | \$ 1,383.88        | \$ 2,167.76         | \$ 232.25  | \$ -   | \$ 551.63                               | \$ 783.88                                   | \$ 69.36   | \$ 37.08   | \$ 677.44                                     |
| White, Jill R   | 53-09-01-400-009.000-015 |        | 1A              | N  | \$ 102,800             | \$ -                                 | \$ 102,800        | \$ 1,579.00                           | \$ 2,319.80              | \$ 1,623.20        | \$ 2,422.61         | \$ 259.57  | \$ -   | \$ 539.84                               | \$ 799.41                                   | \$ -   | \$ -   | \$ 799.41                                     |
| Brown, Dale R   | 53-09-01-210-009.000-015 |        | 1A              | N  | \$ 173,100             | \$ 89,835                            | \$ 83,265         | \$ 1,579.00                           | \$ 2,319.80              | \$ 1,268.06        | \$ 2,028.53         | \$ 217.35  | \$ -   | \$ 543.12                               | \$ 760.47                                   | \$ 69.36   | \$ 14.76   | \$ 676.35                                     |
| Jennings, Kevin R & April E   | 53-09-12-201-024.000-015 |        | 1A              | N  | \$ 143,700             | \$ 82,545                            | \$ 61,155         | \$ 1,579.00                           | \$ 2,319.80              | \$ 931.36          | \$ 1,532.50         | \$ 164.20  | \$ -   | \$ 436.93                               | \$ 601.14                                   | \$ 69.36   | \$ 14.76   | \$ 517.02                                     |
| Byers, John E Revocable Trust                                       | 53-09-12-200-021.001-015 | 2087   | 1A              | N  | \$ 4,000               | \$ -                                 | \$ 4,000          | \$ 1,579.00                           | \$ 2,319.80              | \$ 63.16           | \$ 103.93           | \$ 11.13   | \$ -   | \$ 29.63                                | \$ 40.77                                    | \$ -   | \$ -   | \$ 40.77                                      |
| Byers, John E Revocable Trust                                       | 53-09-12-200-021.002-015 | 2087   | 1A              | N  | \$ 440,200             | \$ 93,570                            | \$ 346,630        | \$ 1,579.00                           | \$ 2,319.80              | \$ 5,425.84        | \$ 8,280.25         | \$ 887.18  | \$ -   | \$ 1,967.24                             | \$ 2,854.41                                 | \$ 69.36   | \$ 22.20   | \$ 2,762.85                                   |
| Culver, Lyn R & Linda J   | 53-09-01-213-001.000-015 |        | 1A              | N  | \$ 162,900             | \$ 89,265                            | \$ 73,635         | \$ 1,579.00                           | \$ 2,319.80              | \$ 1,121.40        | \$ 1,845.21         | \$ 197.70  | \$ -   | \$ 526.12                               | \$ 723.81                                   | \$ 69.36   | \$ 14.76   | \$ 639.69                                     |
| Cardwell, Wilma M Trust   | 53-09-01-211-001.000-015 |        | 1A              | N  | \$ 160,700             | \$ 102,495                           | \$ 58,205         | \$ 1,579.00                           | \$ 2,319.80              | \$ 533.84          | \$ 544.52           | \$ -   | \$ -   | \$ 10.68                                | \$ 10.68                                    | \$ 69.36   | \$ 14.76   | \$ (73.44)                                    |
| Harden, Bobbi J & Fuller, Vicki                                     | 53-04-36-303-012.000-011 |        | 1A              | N  | \$ 121,700             | \$ 87,325                            | \$ 34,375         | \$ 1,778.10                           | \$ 2,498.60              | \$ 588.10          | \$ 925.59           | \$ 99.17   | \$ -   | \$ 238.32                               | \$ 337.49                                   | \$ 69.36   | \$ 22.20   | \$ 245.93                                     |
| Roberts, Christopher M & Diane D                                    | 53-04-36-303-028.000-011 |        | 1A              | N  | \$ 170,400             | \$ 88,890                            | \$ 81,510         | \$ 1,778.10                           | \$ 2,498.60              | \$ 1,394.52        | \$ 1,908.48         | \$ 204.48  | \$ -   | \$ 309.48                               | \$ 513.96                                   | \$ 69.36   | \$ 22.20   | \$ 422.40                                     |
| Ivy Tech State College  | 53-04-35-400-005.000-011 |        | 1A              | N  | \$ -                   | \$ -                                 | \$ -              | \$ 1,778.10                           | \$ 2,498.60              | \$ -               | \$ -                | \$ -   | \$ -   | \$ -                                    | \$ -  | \$ 69.36   | \$ 279.24  | \$ (348.60)                                   |
| Storage Express Holdings III  | 53-04-35-401-002.000-011 | 1514   | 1A              | N  | \$ 1,297,600           | \$ -                                 | \$ 1,297,600      | \$ 1,778.10                           | \$ 2,498.60              | \$ 23,072.64       | \$ 35,424.41        | \$ 3,795.47  | \$ -   | \$ 8,556.30                             | \$ 12,351.77                                | \$ 69.36   | \$ 22.20   | \$ 12,260.21                                  |
| Tree Of Life Inc  | 53-04-35-401-005.000-011 |        | 1A              | N  | \$ 5,334,400           | \$ -                                 | \$ 5,334,400      | \$ 1,778.10                           | \$ 2,498.60              | \$ 94,850.96       | \$ 149,281.55       | \$ 15,994.45   | \$ -   | \$ 38,436.14                            | \$ 54,430.59                                | \$ 69.36   | \$ 118.68  | \$ 54,242.55                                  |
| Bell, Jason D & Carrie A Brinson                                    | 53-04-36-100-041.000-011 | 1131   | 1A              | N  | \$ 145,900             | \$ 79,790                            | \$ 66,110         | \$ 1,778.10                           | \$ 2,498.60              | \$ 1,132.04        | \$ 1,659.25         | \$ 177.77  | \$ -   | \$ 349.44                               | \$ 527.21                                   | \$ 69.36   | \$ 14.76   | \$ 443.09                                     |
| Bruce, Perry S & Sheila R   | 53-04-36-303-007.000-011 |        | 1A              | N  | \$ 135,000             | \$ -                                 | \$ 135,000        | \$ 1,778.10                           | \$ 2,498.60              | \$ 2,400.44        | \$ 3,024.00         | \$ 324.00  | \$ -   | \$ 299.56                               | \$ 623.56                                   | \$ 69.36   | \$ 22.20   | \$ 532.00                                     |
| State Of Indiana  | 53-04-36-303-044.000-011 |        | 1A              | N  | \$ -                   | \$ -                                 | \$ -              | \$ 1,778.10                           | \$ 2,498.60              | \$ -               | \$ -                | \$ -   | \$ -   | \$ -                                    | \$ -  | \$ -   | \$ -   | \$ -  |
| Tasus Corp  | 53-04-35-401-003.000-011 |        | 1A              | N  | \$ 3,445,200           | \$ -                                 | \$ 3,445,200      | \$ 1,778.10                           | \$ 2,498.60              | \$ 61,259.10       | \$ 96,412.87        | \$ 10,329.95   | \$ -   | \$ 24,823.82                            | \$ 35,153.77                                | \$ 69.36   | \$ 279.24  | \$ 34,805.17                                  |
| State Of Indiana  | 53-09-12-300-018.000-015 |        | 1A              | N  | \$ -                   | \$ -                                 | \$ -              | \$ 1,579.00                           | \$ 2,319.80              | \$ -               | \$ -                | \$ -   | \$ -   | \$ -                                    | \$ -  | \$ -   | \$ -   | \$ -  |
| James, Nusawan  | 53-09-01-202-023.000-015 |        | 1A              | N  | \$ 163,600             | \$ 88,635                            | \$ 74,965         | \$ 1,579.00                           | \$ 2,319.80              | \$ 1,141.66        | \$ 1,878.54         | \$ 201.28  | \$ -   | \$ 535.61                               | \$ 736.88                                   | \$ 69.36   | \$ 22.20   | \$ 645.32                                     |
| Xha, Kostandin & Violeta  | 53-09-01-209-044.000-015 |        | 1A              | N  | \$ 159,300             | \$ 84,585                            | \$ 74,715         | \$ 1,579.00                           | \$ 2,319.80              | \$ 1,138.52        | \$ 1,873.40         | \$ 200.73  | \$ -   | \$ 534.15                               | \$ 734.88                                   | \$ 69.36   | \$ 22.20   | \$ 643.32                                     |
| Public Investment Corporation                                       | 53-09-12-100-011.000-015 |        | 1A              | N  | \$ 461,700             | \$ -                                 | \$ 461,700        | \$ 1,579.00                           | \$ 2,319.80              | \$ 7,290.24        | \$ 11,995.73        | \$ 1,285.26  | \$ -   | \$ 3,420.23                             | \$ 4,705.49                                 | \$ -   | \$ -   | \$ 4,705.49                                   |
| Perfection Bakeries Inc.  | 53-09-12-100-015.000-015 |        | 1A              | N  | \$ 399,200             | \$ -                                 | \$ 399,200        | \$ 1,579.00                           | \$ 2,319.80              | \$ 6,303.36        | \$ 10,371.87        | \$ 1,111.27  | \$ -   | \$ 2,957.24                             | \$ 4,068.51                                 | \$ 69.36   | \$ 22.20   | \$ 3,976.95                                   |
| Kiefer, Bryan J   | 53-09-01-213-017.000-015 |        | 1A              | N  | \$ 129,800             | \$ 77,680                            | \$ 52,120         | \$ 1,579.00                           | \$ 2,319.80              | \$ 793.76          | \$ 1,306.07         | \$ 139.93  | \$ -   | \$ 372.39                               | \$ 512.31                                   | \$ 69.36   | \$ 22.20   | \$ 420.75                                     |
| Scott, Michele E  | 53-09-01-209-031.000-015 |        | 1A              | N  | \$ 138,800             | \$ 80,830                            | \$ 57,970         | \$ 1,579.00                           | \$ 2,319.80              | \$ 882.84          | \$ 1,452.65         | \$ 155.63  | \$ -   | \$ 414.18                               | \$ 569.81                                   | \$ 69.36   | \$ 14.76   | \$ 485.69                                     |
| Church Of Jesus Christ Of Latter Day Saints, Corp Of The            | 53-09-01-200-018.000-015 | 1835   | 1A              | N  | \$ 1,978,100           | \$ 1,978,100                         | \$ -              | \$ 1,579.00                           | \$ 2,319.80              | \$ -               | \$ -                | \$ -   | \$ -   | \$ -                                    | \$ -  | \$ 69.36   | \$ 37.08   | \$ (106.44)                                   |
| State Of Indiana  | 53-09-01-200-007.000-015 |        | 1A              | N  | \$ -                   | \$ -                                 | \$ -              | \$ 1,579.00                           | \$ 2,319.80              | \$ -               | \$ -                | \$ -   | \$ -   | \$ -                                    | \$ -  | \$ -   | \$ -   | \$ -  |
| Board Of Co Commissioners   | 53-09-01-200-017.000-015 |        | 1A              | N  | \$ -                   | \$ -                                 | \$ -              | \$ 1,579.00                           | \$ 2,319.80              | \$ -               | \$ -                | \$ -   | \$ -   | \$ -                                    | \$ -  | \$ -   | \$ -   | \$ -  |
| Milhoan, Gary L & Barbara L   | 53-09-01-302-013.000-015 |        | 1A              | N  | \$ 129,600             | \$ 77,610                            | \$ 51,990         | \$ 1,579.00                           | \$ 2,319.80              | \$ 791.76          | \$ 1,302.82         | \$ 139.59  | \$ -   | \$ 371.47                               | \$ 511.06                                   | \$ 69.36   | \$ 14.76   | \$ 426.94                                     |
| Cox, Jeanine A Revocable Trust                                      | 53-09-02-200-025.000-015 | 1603   | 1A              | N  | \$ 161,600             | \$ 88,810                            | \$ 72,790         | \$ 1,579.00                           | \$ 2,319.80              | \$ 1,108.52        | \$ 1,824.04         | \$ 195.44  | \$ -   | \$ 520.08                               | \$ 715.52                                   | \$ 69.36   | \$ 22.20   | \$ 623.96                                     |
| DeLong, Mark  | 53-09-02-200-136.000-015 | 1603   | 1A              | N  | \$ 159,000             | \$ 87,900                            | \$ 71,100         | \$ 1,579.00                           | \$ 2,319.80              | \$ 1,082.80        | \$ 1,781.69         | \$ 190.90  | \$ -   | \$ 508.00                               | \$ 698.89                                   | \$ 69.36   | \$ 22.20   | \$ 607.33                                     |
| Wilson, Michael T & Christine L                                     | 53-09-01-213-037.000-015 |        | 1A              | N  | \$ 122,100             | \$ 71,985                            | \$ 50,115         | \$ 1,579.00                           | \$ 2,319.80              | \$ 763.22          | \$ 1,255.84         | \$ 134.56  | \$ -   | \$ 358.06                               | \$ 492.62                                   | \$ 69.36   | \$ 14.76   | \$ 408.50                                     |
| Shaw, Robert V & Nancy L; Shaw-Scott, Jessica; Scott, Jordan Thomas | 53-09-01-212-016.000-015 |        | 1A              | N  | \$ 124,700             | \$ 72,895                            | \$ 51,805         | \$ 1,579.00                           | \$ 2,319.80              | \$ 788.96          | \$ 1,298.19         | \$ 139.10  | \$ -   | \$ 370.13                               | \$ 509.23                                   | \$ 69.36   | \$ 22.20   | \$ 417.67                                     |
| Rothrock, Kim Mark & Tracy  | 53-09-12-201-002.000-015 |        | 1A              | N  | \$ 109,200             | \$ -                                 | \$ 109,200        | \$ 1,579.00                           | \$ 2,319.80              | \$ 1,724.28        | \$ 2,563.86         | \$ 274.70  | \$ -   | \$ 564.88                               | \$ 839.58                                   | \$ -   | \$ -   | \$ 839.58                                     |
| MYERS, SANDRA A   | 53-09-02-200-054.000-015 | 1603   | 1A              | N  | \$ 152,300             | \$ 85,555                            | \$ 66,745         | \$ 1,579.00                           | \$ 2,319.80              | \$ 1,016.48        | \$ 1,672.55         | \$ 179.19  | \$ -   | \$ 476.87                               | \$ 656.07                                   | \$ 69.36   | \$ 22.20   | \$ 564.51                                     |
| Shupert, Jeffrey & Mindy  | 53-09-02-200-153.000-015 | 1603   | 1A              | N  | \$ 190,000             | \$ 98,750                            | \$ 91,250         | \$ 1,579.00                           | \$ 2,319.80              | \$ 1,389.68        | \$ 2,226.42         | \$ 238.54  | \$ -   | \$ 598.19                               | \$ 836.74                                   | \$ 69.36   | \$ 22.20   | \$ 745.18                                     |
| Cooksey, Lee A  | 53-09-02-200-019.000-015 | 1603   | 1A              | N  | \$ 176,900             | \$ 91,165                            | \$ 85,735         | \$ 1,579.00                           | \$ 2,319.80              | \$ 1,305.68        | \$ 2,073.75         | \$ 222.18  | \$ -   | \$ 545.88                               | \$ 768.07                                   | \$ 69.36   | \$ 22.20   | \$ 676.51                                     |
| Schaaf, Larry J & Linda M   | 53-09-02-200-052.000-015 | 1603   | 1A              | N  | \$ 175,400             | \$ 93,640                            | \$ 81,760         | \$ 1,579.00                           | \$ 2,319.80              | \$ 1,245.14        | \$ 2,048.81         | \$ 219.51  | \$ -   | \$ 584.16                               | \$ 803.67                                   | \$ 69.36   | \$ 22.20   | \$ 712.11                                     |
| Hartman, Kathryn L  | 53-09-02-200-092.000-015 | 1603   | 1A              | N  | \$ 147,600             | \$ 83,910                            | \$ 63,690         | \$ 1,579.00                           | \$ 2,319.80              | \$ 969.96          | \$ 1,596.02         | \$ 171.01  | \$ -   | \$ 455.05                               | \$ 626.06                                   | \$ 69.36   | \$ 22.20   | \$ 534.50                                     |
| Grossman, Justin R  | 53-09-02-200-068.000-015 | 1603   | 1A              | N  | \$ 158,600             | \$ 87,760                            | \$ 70,840         | \$ 1,579.00                           | \$ 2,319.80              | \$ 1,078.84        | \$ 1,775.19         | \$ 190.20  | \$ -   | \$ 506.14                               | \$ 696.35                                   | \$ 69.36   | \$ 22.20   | \$ 604.79                                     |
| West, Lisa D  | 53-09-02-200-029.000-015 | 1603   | 1A              | N  | \$ 135,100             | \$ 79,535                            | \$ 55,565         | \$ 1,579.00                           | \$ 2,319.80              | \$ 846.20          | \$ 1,392.40         | \$ 149.19  | \$ -   | \$ 397.01                               | \$ 546.20                                   | \$ 69.36   | \$ 22.20   | \$ 454.64                                     |
| Adamchick, Joshua V & Rebecca A                                     | 53-09-02-200-094.000-015 | 1603   | 1A              | N  | \$ 160,000             | \$ 88,250                            | \$ 71,750         | \$ 1,579.00                           | \$ 2,319.80              | \$ 1,092.70        | \$ 1,797.99         | \$ 192.64  | \$ -   | \$ 512.65                               | \$ 705.29                                   | \$ 69.36   | \$ 22.20   | \$ 613.73                                     |
| Case Carl Michael & Mary Jane                                       | 53-09-02-200-095.000-015 | 1603   | 1A              | N  | \$ 170,000             | \$ 91,750                            | \$ 78,250         | \$ 1,579.00                           | \$ 2,319.80              | \$ 1,191.68        | \$ 1,960.86         | \$ 210.09  | \$ -   | \$ 559.09                               | \$ 769.18                                   | \$ 69.36   | \$ 22.20   | \$ 677.62                                     |
| Molique, Jean   | 53-09-02-200-116.000-015 | 1603   | 1A              | N  | \$ 155,400             | \$ 86,640                            | \$ 68,760         | \$ 1,579.00                           | \$ 2,319.80              | \$ 1,047.16        | \$ 1,723.05         | \$ 184.61  | \$ -   | \$ 491.28                               | \$ 675.89                                   | \$ 69.36   | \$ 22.20   | \$ 584.33                                     |
| Mcdonald, Darrel L. Jr. & Caitlin G.                                | 53-09-02-200-096.000-015 | 1603   | 1A              | N  | \$ 205,500             | \$ 104,175                           | \$ 101,325        | \$ 1,579.00                           | \$ 2,319.80              | \$ 1,543.10        | \$ 2,410.89         | \$ 258.31  | \$ -   | \$ 609.48                               | \$ 867.79                                   | \$ 69.36   | \$ 22.20   | \$ 776.23                                     |
| Anderson, Timothy M & Janice L                                      | 53-09-02-200-158.000-015 | 1603   | 1A              | N  | \$ 190,100             | \$ 98,785                            | \$ 91,315         | \$ 1,579.00                           | \$ 2,319.80              | \$ 1,390.66        | \$ 2,227.61         | \$ 238.68  | \$ -   | \$ 598.28                               | \$ 836.95                                   | \$ 69.36   | \$ 22.20   | \$ 745.39                                     |
| Sturrock, Scot A & Deborah A  | 53-09-02-200-038.000-015 | 1603   | 1A              | N  | \$ 195,800             | \$ 100,780                           | \$ 95,020         | \$ 1,579.00                           | \$ 2,319.80              | \$ 1,447.08        | \$ 2,295.44         | \$ 245.93  | \$ -   | \$ 602.42                               | \$ 848.36                                   | \$ 69.36   | \$ 22.20   | \$ 756.80                                     |
| Hernandez, Marco A  | 53-09-02-200-081.000-015 | 1603   | 1A              | N  | \$ 214,800             | \$ 107,430                           | \$ 107,370        | \$ 1,579.00                           | \$ 2,319.80              | \$ 1,635.16        | \$ 2,521.56         | \$ 270.16  | \$ -   | \$ 616.24                               | \$ 886.40                                   | \$ 69.36   | \$ 22.20   | \$ 794.84                                     |
| Morgan, Perry T   | 53-09-02-200-022.000-015 | 1603   | 1A              | N  | \$ 160,400             | \$ 88,390                            | \$ 72,010         | \$ 1,579.00                           | \$ 2,319.80              | \$ 1,096.66        | \$ 1,804.49         | \$ 193.33  | \$ -   | \$ 514.50                               | \$ 707.83                                   | \$ 69.36   | \$ 22.20   | \$ 616.27                                     |
| Strawn, Logan Z & Woo, Kun Ying Isabella                            | 53-09-02-200-042.000-015 | 1603   | 1A              | N  | \$ 186,800             | \$ 97,630                            | \$ 89,170         | \$ 1,579.00                           | \$ 2,319.80              | \$ 1,358.00        | \$ 2,188.33         | \$ 234.46  | \$ -   | \$ 595.87                               | \$ 830.33                                   | \$ 69.36   | \$ 22.20   | \$ 738.77                                     |

# City of Bloomington

## Area #1A: South-West Annexation Area - Tax Impacts Analysis

Note (1): This section shows the inc/(dec) in tax bills due to differences between township fire protection rates and the Monroe Fire Protection District fire rate

| Owner Name   | Parcel #                 | Waiver | Annexation Area | AG | 2020 Pay 2021 Gross AV | 2020 Pay 2021 Deductions /Exemptions | 2020 Pay 2021 NAV | Pre-Annex 2020 Pay 2021 Prop Tax Rate | Post-Annex Prop Tax Rate | Pre-Annex Tax Bill | Post-Annex Tax Bill | Net Tax Bill Increase Due Solely to AV Growth (12% - Aggregate over 4 years) | Net Tax Bill Increase Due to Difference Between Fire Rates (1) | Net Tax Bill Increase Due to Annexation | Total Post-Annexation Net Tax Bill Increase | Benefit 1 Yearly Sewer Bill Savings (@ 4000 Gal/Month) | Benefit 2 Yearly Fire Protection (Water Surcharge) Savings | Post-Annex Tax Bill Inc/(Dec) Net of Benefits |
|--|--------------------------|--------|-----------------|----|------------------------|--------------------------------------|-------------------|---------------------------------------|--------------------------|--------------------|---------------------|--|--|---|---|--|--|---|
| Phelps, Sarah R & Tanner J   | 53-09-02-200-144.000-015 | 1603   | 1A              | N  | \$ 201,600             | \$ 102,810                           | \$ 98,790         | \$ 1.5790                             | \$ 2.3198                | \$ 1,504.50        | \$ 2,364.48         | \$ 253.34  | \$ -   | \$ 606.63                               | \$ 859.98                                   | \$ 69.36   | \$ 22.20   | \$ 768.24                                     |
| Hmung, Van L   | 53-09-02-200-064.000-015 | 1603   | 1A              | N  | \$ 185,300             | \$ 96,790                            | \$ 88,510         | \$ 1.5790                             | \$ 2.3198                | \$ 1,347.94        | \$ 2,160.74         | \$ 231.50  | \$ -   | \$ 581.30                               | \$ 812.80                                   | \$ 69.36   | \$ 22.20   | \$ 721.24                                     |
| Lane, William D; Wilkinson-Lane, Morgan F  | 53-09-12-201-021.000-015 |        | 1A              | N  | \$ 163,800             | \$ 89,580                            | \$ 74,220         | \$ 1.5790                             | \$ 2.3198                | \$ 1,130.32        | \$ 1,859.87         | \$ 199.26  | \$ -   | \$ 530.28                               | \$ 729.55                                   | \$ 69.36   | \$ 14.76   | \$ 645.43                                     |
| Public Investment Corp.  | 53-09-12-400-033.000-015 |        | 1A              | N  | \$ 31,500              | \$ -                                 | \$ 31,500         | \$ 1.5790                             | \$ 2.3198                | \$ 497.38          | \$ 818.42           | \$ 87.69   | \$ -   | \$ 233.35                               | \$ 321.04                                   | \$ -   | \$ -   | \$ 321.04                                     |
| Clark, Lois Jean & Bruce D   | 53-09-01-212-030.000-015 |        | 1A              | N  | \$ 168,400             | \$ 91,015                            | \$ 77,385         | \$ 1.5790                             | \$ 2.3198                | \$ 1,178.52        | \$ 1,939.19         | \$ 207.77  | \$ -   | \$ 552.90                               | \$ 760.67                                   | \$ 69.36   | \$ 14.76   | \$ 676.55                                     |
| Robertson, Ernie Jay   | 53-09-12-201-001.000-015 |        | 1A              | N  | \$ 156,500             | \$ 86,535                            | \$ 69,965         | \$ 1.5790                             | \$ 2.3198                | \$ 1,065.52        | \$ 1,753.26         | \$ 187.85  | \$ -   | \$ 499.89                               | \$ 687.74                                   | \$ 69.36   | \$ 14.76   | \$ 603.62                                     |
| Farris, Norma J  | 53-09-01-209-004.000-015 |        | 1A              | N  | \$ 163,800             | \$ 128,540                           | \$ 35,260         | \$ 1.5790                             | \$ 2.3198                | \$ 172.12          | \$ 883.58           | \$ 94.67   | \$ -   | \$ 616.79                               | \$ 711.46                                   | \$ 69.36   | \$ 14.76   | \$ 627.34                                     |
| The Revocable Trust Agreement of Mobley, Joan                                    | 53-09-01-300-015.000-015 |        | 1A              | N  | \$ 17,900              | \$ -                                 | \$ 17,900         | \$ 1.5790                             | \$ 2.3198                | \$ 282.64          | \$ 465.07           | \$ 49.83   | \$ -   | \$ 132.60                               | \$ 182.43                                   | \$ -   | \$ -   | \$ 182.43                                     |
| Ample Square LLC   | 53-09-01-300-008.000-015 |        | 1A              | N  | \$ 1,252,200           | \$ -                                 | \$ 1,252,200      | \$ 1.5790                             | \$ 2.3198                | \$ 19,772.24       | \$ 29,399.85        | \$ 3,149.98  | \$ -   | \$ 6,477.63                             | \$ 9,627.61                                 | \$ -   | \$ -   | \$ 9,627.61                                   |
| Bryan Rental Inc   | 53-09-12-400-075.000-015 | 1389   | 1A              | N  | \$ 42,700              | \$ -                                 | \$ 42,700         | \$ 1.5790                             | \$ 2.3198                | \$ 674.24          | \$ 1,109.42         | \$ 118.87  | \$ -   | \$ 316.31                               | \$ 435.18                                   | \$ 69.36   | \$ 22.20   | \$ 343.62                                     |
| Puett, Jesse L & Judith A  | 53-09-01-213-003.000-015 |        | 1A              | N  | \$ 127,900             | \$ 91,015                            | \$ 36,885         | \$ 1.5790                             | \$ 2.3198                | \$ 227.38          | \$ 231.93           | \$ -   | \$ -   | \$ 4.55                                 | \$ 4.55                                     | \$ 69.36   | \$ 22.20   | \$ (87.01)                                    |
| Stultz, Paul E & Claudette Trust   | 53-09-01-211-027.000-015 | 1770   | 1A              | N  | \$ 148,600             | \$ 81,155                            | \$ 67,445         | \$ 1.5790                             | \$ 2.3198                | \$ 1,027.32        | \$ 1,690.37         | \$ 181.10  | \$ -   | \$ 481.95                               | \$ 663.05                                   | \$ 69.36   | \$ 14.76   | \$ 578.93                                     |
| Easton, Tamara M.  | 53-09-01-300-004.000-015 |        | 1A              | N  | \$ 190,800             | \$ 3,000                             | \$ 187,800        | \$ 1.5790                             | \$ 2.3198                | \$ 2,965.36        | \$ 4,687.37         | \$ 502.22  | \$ -   | \$ 1,219.79                             | \$ 1,722.01                                 | \$ -   | \$ -   | \$ 1,722.01                                   |
| Elliott, Luther V & Bessie L   | 53-09-01-211-020.000-015 |        | 1A              | N  | \$ 179,400             | \$ 93,290                            | \$ 86,110         | \$ 1.5790                             | \$ 2.3198                | \$ 1,312.52        | \$ 2,095.96         | \$ 224.56  | \$ -   | \$ 558.87                               | \$ 783.44                                   | \$ 69.36   | \$ 14.76   | \$ 699.32                                     |
| Short, Chuck   | 53-09-12-300-030.000-015 |        | 1A              | N  | \$ 38,000              | \$ -                                 | \$ 38,000         | \$ 1.5790                             | \$ 2.3198                | \$ 600.02          | \$ 987.30           | \$ 105.78  | \$ -   | \$ 281.50                               | \$ 387.28                                   | \$ -   | \$ -   | \$ 387.28                                     |
| Sparks, Randall A & Price, Amy E   | 53-09-03-103-008.000-015 | 2291   | 1A              | N  | \$ 160,100             | \$ 85,285                            | \$ 74,815         | \$ 1.5790                             | \$ 2.3198                | \$ 1,139.38        | \$ 1,873.82         | \$ 200.77  | \$ -   | \$ 533.67                               | \$ 734.44                                   | \$ 69.36   | \$ 22.20   | \$ 642.88                                     |
| Spurgetis, Nikolaos Andrew & Sonja Marie   | 53-04-36-303-018.000-011 |        | 1A              | N  | \$ 127,100             | \$ 76,735                            | \$ 50,365         | \$ 1.7781                             | \$ 2.4986                | \$ 861.68          | \$ 1,356.15         | \$ 145.31  | \$ -   | \$ 349.16                               | \$ 494.47                                   | \$ 69.36   | \$ 22.20   | \$ 402.91                                     |
| Board Of Commissioners Of  | 53-04-35-400-002.000-011 |        | 1A              | N  | \$ -                   | \$ -                                 | \$ -              | \$ 1.7781                             | \$ 2.4986                | \$ -               | \$ -                | \$ -   | \$ -   | \$ -                                    | \$ -  | \$ -   | \$ -   | \$ -  |
| Board Of Commissioners Of  | 53-04-35-401-004.000-011 |        | 1A              | N  | \$ -                   | \$ -                                 | \$ -              | \$ 1.7781                             | \$ 2.4986                | \$ -               | \$ -                | \$ -   | \$ -   | \$ -                                    | \$ -  | \$ -   | \$ -   | \$ -  |
| Legacy Bloomington LLC   | 53-04-35-401-006.000-011 |        | 1A              | N  | \$ 9,053,300           | \$ -                                 | \$ 9,053,300      | \$ 1.7781                             | \$ 2.4986                | \$ 160,976.72      | \$ 253,353.82       | \$ 27,145.05   | \$ -   | \$ 65,232.05                            | \$ 92,377.10                                | \$ 69.36   | \$ 279.24  | \$ 92,028.50                                  |
| Teige, Scott W. & Kathryn P.   | 53-04-36-202-004.000-011 |        | 1A              | N  | \$ 143,800             | \$ 78,425                            | \$ 65,375         | \$ 1.7781                             | \$ 2.4986                | \$ 1,120.70        | \$ 1,665.95         | \$ 178.49  | \$ -   | \$ 366.75                               | \$ 545.25                                   | \$ 69.36   | \$ 22.20   | \$ 453.69                                     |
| Foster, Chris  | 53-04-36-202-002.000-011 |        | 1A              | N  | \$ 39,300              | \$ -                                 | \$ 39,300         | \$ 1.7781                             | \$ 2.4986                | \$ 698.80          | \$ 1,099.80         | \$ 117.84  | \$ -   | \$ 283.16                               | \$ 401.00                                   | \$ -   | \$ -   | \$ 401.00                                     |
| Foster, Chris  | 53-04-36-202-001.000-011 |        | 1A              | N  | \$ 25,800              | \$ -                                 | \$ 25,800         | \$ 1.7781                             | \$ 2.4986                | \$ 458.76          | \$ 722.01           | \$ 77.36   | \$ -   | \$ 185.89                               | \$ 263.25                                   | \$ -   | \$ -   | \$ 263.25                                     |
| Holmes, Joyce E Trust  | 53-04-35-400-015.000-011 |        | 1A              | N  | \$ 194,400             | \$ -                                 | \$ 194,400        | \$ 1.7781                             | \$ 2.4986                | \$ 3,456.64        | \$ 4,660.60         | \$ 499.35  | \$ -   | \$ 704.61                               | \$ 1,203.96                                 | \$ 69.36   | \$ 22.20   | \$ 1,112.40                                   |
| Board Of Commissioners Of Monroe Co  | 53-04-35-400-012.000-011 |        | 1A              | N  | \$ -                   | \$ -                                 | \$ -              | \$ 1.7781                             | \$ 2.4986                | \$ -               | \$ -                | \$ -   | \$ -   | \$ -                                    | \$ -  | \$ -   | \$ -   | \$ -  |
| Ferris, Harry E & Mary W   | 53-04-36-303-036.000-011 |        | 1A              | N  | \$ 107,200             | \$ 66,665                            | \$ 40,535         | \$ 1.7781                             | \$ 2.4986                | \$ 693.68          | \$ 1,091.77         | \$ 116.97  | \$ -   | \$ 281.11                               | \$ 398.09                                   | \$ 69.36   | \$ 22.20   | \$ 306.53                                     |
| Crum, Jo Ellen, Barbara June Carlile, Daniel Forest Brock W/L/E Brock, Margret L | 53-04-36-302-023.000-011 |        | 1A              | N  | \$ 98,200              | \$ 63,620                            | \$ 34,580         | \$ 1.7781                             | \$ 2.4986                | \$ 591.62          | \$ 931.13           | \$ 99.77   | \$ -   | \$ 239.74                               | \$ 339.51                                   | \$ 69.36   | \$ 22.20   | \$ 247.95                                     |
| Barger, Betty L  | 53-09-01-213-019.000-015 |        | 1A              | N  | \$ 160,300             | \$ 99,355                            | \$ 60,945         | \$ 1.5790                             | \$ 2.3198                | \$ 697.16          | \$ 711.10           | \$ -   | \$ -   | \$ 13.94                                | \$ 13.94                                    | \$ 69.36   | \$ 22.20   | \$ (77.62)                                    |
| Heard, Barry W I & Gretchen  | 53-09-01-213-016.000-015 |        | 1A              | N  | \$ 184,400             | \$ 95,915                            | \$ 88,485         | \$ 1.5790                             | \$ 2.3198                | \$ 1,347.56        | \$ 2,132.71         | \$ 228.50  | \$ -   | \$ 556.65                               | \$ 785.15                                   | \$ 69.36   | \$ 14.76   | \$ 701.03                                     |
| Deckard, Joseph P Revocable Trust & Deckard, Betty L Revocable Trust & Deckard,  | 53-09-01-212-009.000-015 |        | 1A              | N  | \$ 152,300             | \$ 97,685                            | \$ 54,615         | \$ 1.5790                             | \$ 2.3198                | \$ 831.76          | \$ 1,368.61         | \$ 146.64  | \$ -   | \$ 390.21                               | \$ 536.85                                   | \$ 69.36   | \$ 14.76   | \$ 452.73                                     |
| Jackson, Sonja A. B. (1%) & LaVonne, Laural L (99%)                              | 53-09-01-209-037.000-015 |        | 1A              | N  | \$ 140,100             | \$ 77,865                            | \$ 62,235         | \$ 1.5790                             | \$ 2.3198                | \$ 948.48          | \$ 1,560.66         | \$ 167.21  | \$ -   | \$ 444.97                               | \$ 612.18                                   | \$ 69.36   | \$ 22.20   | \$ 520.62                                     |
| Colbert, Michael K & Jan A   | 53-09-02-100-018.000-015 |        | 1A              | N  | \$ 104,700             | \$ 68,895                            | \$ 35,805         | \$ 1.5790                             | \$ 2.3198                | \$ 545.28          | \$ 897.24           | \$ 96.14   | \$ -   | \$ 255.82                               | \$ 351.96                                   | \$ 69.36   | \$ 22.20   | \$ 260.40                                     |
| Moore, John W  | 53-09-01-211-043.000-015 |        | 1A              | N  | \$ 114,400             | \$ 69,290                            | \$ 45,110         | \$ 1.5790                             | \$ 2.3198                | \$ 687.00          | \$ 1,130.41         | \$ 121.11  | \$ -   | \$ 322.30                               | \$ 443.41                                   | \$ 69.36   | \$ 22.20   | \$ 351.85                                     |
| Conn, Susan M  | 53-09-02-100-006.000-015 |        | 1A              | N  | \$ 130,700             | \$ 77,995                            | \$ 52,705         | \$ 1.5790                             | \$ 2.3198                | \$ 802.66          | \$ 1,320.75         | \$ 141.52  | \$ -   | \$ 376.57                               | \$ 518.09                                   | \$ 69.36   | \$ 22.20   | \$ 426.53                                     |
| Crouch, Lula Mae   | 53-09-01-213-027.000-015 |        | 1A              | N  | \$ 136,100             | \$ 79,885                            | \$ 56,215         | \$ 1.5790                             | \$ 2.3198                | \$ 856.12          | \$ 1,408.70         | \$ 150.94  | \$ -   | \$ 401.64                               | \$ 552.58                                   | \$ 69.36   | \$ 14.76   | \$ 468.46                                     |
| Wenning, Jason E & Lindsay E Joy-Wenning   | 53-09-12-201-044.000-015 |        | 1A              | N  | \$ 175,400             | \$ 132,565                           | \$ 42,835         | \$ 1.5790                             | \$ 2.3198                | \$ 652.34          | \$ 1,073.40         | \$ 115.00  | \$ -   | \$ 306.05                               | \$ 421.06                                   | \$ 69.36   | \$ 14.76   | \$ 336.94                                     |
| Wenning, Jason E & Lindsay E Joy-Wenning   | 53-09-12-200-010.000-015 |        | 1A              | N  | \$ 1,900               | \$ -                                 | \$ 1,900          | \$ 1.5790                             | \$ 2.3198                | \$ 30.00           | \$ 49.37            | \$ 5.29  | \$ -   | \$ 14.08                                | \$ 19.37                                    | \$ -   | \$ -   | \$ 19.37                                      |
| Hodges, Jamie B  | 53-09-02-200-147.000-015 | 1603   | 1A              | N  | \$ 192,600             | \$ 96,660                            | \$ 95,940         | \$ 1.5790                             | \$ 2.3198                | \$ 1,461.08        | \$ 2,260.60         | \$ 242.21  | \$ -   | \$ 557.31                               | \$ 799.52                                   | \$ 69.36   | \$ 22.20   | \$ 707.96                                     |
| Escue, Charles E & Ochmaa D  | 53-09-02-200-080.000-015 | 1603   | 1A              | N  | \$ 205,700             | \$ 104,245                           | \$ 101,455        | \$ 1.5790                             | \$ 2.3198                | \$ 1,545.08        | \$ 2,413.27         | \$ 258.57  | \$ -   | \$ 609.62                               | \$ 868.19                                   | \$ 69.36   | \$ 22.20   | \$ 776.63                                     |
| Robinson, Ian O  | 53-09-02-200-161.000-015 | 1603   | 1A              | N  | \$ 209,000             | \$ 105,400                           | \$ 103,600        | \$ 1.5790                             | \$ 2.3198                | \$ 1,577.76        | \$ 2,452.54         | \$ 262.77  | \$ -   | \$ 612.01                               | \$ 874.78                                   | \$ 69.36   | \$ 22.20   | \$ 783.22                                     |
| Liebig, Michael T  | 53-09-02-200-024.000-015 | 1603   | 1A              | N  | \$ 177,700             | \$ 94,445                            | \$ 83,255         | \$ 1.5790                             | \$ 2.3198                | \$ 1,267.92        | \$ 2,080.04         | \$ 222.87  | \$ -   | \$ 589.25                               | \$ 812.12                                   | \$ 69.36   | \$ 22.20   | \$ 720.56                                     |
| Douglas, Tiesha D & Taurean M  | 53-09-02-200-021.000-015 | 1603   | 1A              | N  | \$ 217,300             | \$ 108,305                           | \$ 108,995        | \$ 1.5790                             | \$ 2.3198                | \$ 1,659.92        | \$ 2,551.31         | \$ 273.35  | \$ -   | \$ 618.04                               | \$ 891.39                                   | \$ 69.36   | \$ 22.20   | \$ 799.83                                     |
| Butler, Kevin  | 53-09-02-200-154.000-015 | 1603   | 1A              | N  | \$ 200,300             | \$ 102,355                           | \$ 97,945         | \$ 1.5790                             | \$ 2.3198                | \$ 1,491.64        | \$ 2,348.99         | \$ 251.67  | \$ -   | \$ 605.68                               | \$ 857.35                                   | \$ 69.36   | \$ 22.20   | \$ 765.79                                     |
| Dicks, Norman F & Sater, Suzan E   | 53-09-02-200-113.000-015 | 1603   | 1A              | N  | \$ 173,400             | \$ 106,940                           | \$ 66,460         | \$ 1.5790                             | \$ 2.3198                | \$ 417.18          | \$ 425.52           | \$ -   | \$ -   | \$ 8.34                                 | \$ 8.34                                     | \$ 69.36   | \$ 22.20   | \$ (83.22)                                    |
| Clemons, Ruth E  | 53-09-12-201-022.000-015 |        | 1A              | N  | \$ 165,100             | \$ 86,920                            | \$ 78,180         | \$ 1.5790                             | \$ 2.3198                | \$ 1,193.92        | \$ 1,964.56         | \$ 210.50  | \$ -   | \$ 560.15                               | \$ 770.64                                   | \$ 69.36   | \$ 22.20   | \$ 679.08                                     |



# City of Bloomington

## Area #1A: South-West Annexation Area - Tax Impacts Analysis

Note (1): This section shows the inc/(dec) in tax bills due to differences between township fire protection rates and the Monroe Fire Protection District fire rate

| Owner Name   | Parcel #                 | Waiver | Annexation Area | AG | 2020 Pay 2021 Gross AV | 2020 Pay 2021 Deductions /Exemptions | 2020 Pay 2021 NAV | Pre-Annex 2020 Pay 2021 Prop Tax Rate | Post-Annex Prop Tax Rate | Pre-Annex Tax Bill | Post-Annex Tax Bill | Net Tax Bill Increase Due Solely to AV Growth (12% - Aggregate over 4 years) | Net Tax Bill Increase Due to Difference Between Fire Rates (1) | Net Tax Bill Increase Due to Annexation | Total Post-Annexation Net Tax Bill Increase | Benefit 1 Yearly Sewer Bill Savings (@ 4000 Gal/Month) | Benefit 2 Yearly Fire Protection (Water Surcharge) Savings | Post-Annex Tax Bill Inc/(Dec) Net of Benefits |
|--|--------------------------|--------|-----------------|----|------------------------|--------------------------------------|-------------------|---------------------------------------|--------------------------|--------------------|---------------------|--|--|---|---|--|--|---|
| Fox, Emily C & Justin G  | 53-09-01-213-014.000-015 |        | 1A              | N  | \$ 129,800             | \$ 77,680                            | \$ 52,120         | \$ 1.5790                             | \$ 2.3198                | \$ 793.76          | \$ 1,306.07         | \$ 139.93  | \$ -   | \$ 372.39                               | \$ 512.31                                   | \$ 69.36   | \$ 14.76   | \$ 428.19                                     |
| Helms, Brooke  | 53-09-02-200-134.000-015 | 1603   | 1A              | N  | \$ 160,100             | \$ 88,285                            | \$ 71,815         | \$ 1.5790                             | \$ 2.3198                | \$ 1,093.68        | \$ 1,799.61         | \$ 192.82  | \$ -   | \$ 513.11                               | \$ 705.93                                   | \$ 69.36   | \$ 22.20   | \$ 614.37                                     |
| Kapperman, Barrett G & Sherry L  | 53-09-02-200-070.000-015 | 1603   | 1A              | N  | \$ 165,700             | \$ 90,245                            | \$ 75,455         | \$ 1.5790                             | \$ 2.3198                | \$ 1,149.12        | \$ 1,890.84         | \$ 202.60  | \$ -   | \$ 539.12                               | \$ 741.72                                   | \$ 69.36   | \$ 22.20   | \$ 650.16                                     |
| Dell, Paul A & Carol Ann   | 53-09-02-200-109.000-015 | 1603   | 1A              | N  | \$ 156,000             | \$ 82,160                            | \$ 73,840         | \$ 1.5790                             | \$ 2.3198                | \$ 1,130.36        | \$ 1,859.96         | \$ 199.29  | \$ -   | \$ 530.32                               | \$ 729.60                                   | \$ 69.36   | \$ 22.20   | \$ 638.04                                     |
| Burkett, Carla Kay   | 53-09-02-200-084.000-015 | 1603   | 1A              | N  | \$ 155,500             | \$ 100,675                           | \$ 54,825         | \$ 1.5790                             | \$ 2.3198                | \$ 621.22          | \$ 633.64           | \$ -   | \$ -   | \$ 12.42                                | \$ 12.42                                    | \$ 69.36   | \$ 22.20   | \$ (79.14)                                    |
| Self, Benjamin L & Raver, Tonya  | 53-09-02-200-088.000-015 | 1603   | 1A              | N  | \$ 154,100             | \$ 86,185                            | \$ 67,915         | \$ 1.5790                             | \$ 2.3198                | \$ 1,034.30        | \$ 1,701.89         | \$ 182.35  | \$ -   | \$ 485.24                               | \$ 667.59                                   | \$ 69.36   | \$ 22.20   | \$ 576.03                                     |
| Genda, Candace   | 53-09-02-200-090.000-015 | 1603   | 1A              | N  | \$ 171,400             | \$ 92,240                            | \$ 79,160         | \$ 1.5790                             | \$ 2.3198                | \$ 1,205.56        | \$ 1,983.66         | \$ 212.53  | \$ -   | \$ 565.57                               | \$ 778.10                                   | \$ 69.36   | \$ 22.20   | \$ 686.54                                     |
| Simmons, Christopher R   | 53-09-02-200-015.000-015 | 1603   | 1A              | N  | \$ 170,700             | \$ 91,995                            | \$ 78,705         | \$ 1.5790                             | \$ 2.3198                | \$ 1,198.62        | \$ 1,972.28         | \$ 211.32  | \$ -   | \$ 562.34                               | \$ 773.66                                   | \$ 69.36   | \$ 22.20   | \$ 682.10                                     |
| Coons, Laura Elaine  | 53-09-02-200-072.000-015 | 1603   | 1A              | N  | \$ 168,000             | \$ 88,050                            | \$ 79,950         | \$ 1.5790                             | \$ 2.3198                | \$ 1,217.58        | \$ 1,967.83         | \$ 210.84  | \$ -   | \$ 539.41                               | \$ 750.25                                   | \$ 69.36   | \$ 22.20   | \$ 658.69                                     |
| Hickman, David L   | 53-09-02-200-114.000-015 | 1603   | 1A              | N  | \$ 187,500             | \$ 97,875                            | \$ 89,625         | \$ 1.5790                             | \$ 2.3198                | \$ 1,364.92        | \$ 2,196.67         | \$ 235.36  | \$ -   | \$ 596.39                               | \$ 831.75                                   | \$ 69.36   | \$ 22.20   | \$ 740.19                                     |
| Bennett, Erik D  | 53-09-02-200-155.000-015 | 1603   | 1A              | N  | \$ 215,400             | \$ 107,640                           | \$ 107,760        | \$ 1.5790                             | \$ 2.3198                | \$ 1,641.12        | \$ 2,528.70         | \$ 270.93  | \$ -   | \$ 616.65                               | \$ 887.58                                   | \$ 69.36   | \$ 22.20   | \$ 796.02                                     |
| Dickens, Donald E  | 53-09-02-200-156.000-015 | 1603   | 1A              | N  | \$ 167,100             | \$ 129,695                           | \$ 37,405         | \$ 1.5790                             | \$ 2.3198                | \$ 569.64          | \$ 937.35           | \$ 100.44  | \$ -   | \$ 267.27                               | \$ 367.71                                   | \$ 69.36   | \$ 22.20   | \$ 276.15                                     |
| Eggleston, Andy T & Jessica Kay  | 53-09-02-200-078.000-015 | 1603   | 1A              | N  | \$ 187,600             | \$ 97,735                            | \$ 89,865         | \$ 1.5790                             | \$ 2.3198                | \$ 1,368.58        | \$ 2,192.45         | \$ 234.91  | \$ -   | \$ 588.96                               | \$ 823.87                                   | \$ 69.36   | \$ 22.20   | \$ 732.31                                     |
| Kelly, Robert E & Sue E  | 53-09-02-200-117.000-015 | 1603   | 1A              | N  | \$ 177,000             | \$ 107,920                           | \$ 69,080         | \$ 1.5790                             | \$ 2.3198                | \$ 896.32          | \$ 914.25           | \$ -   | \$ -   | \$ 17.93                                | \$ 17.93                                    | \$ 69.36   | \$ 22.20   | \$ (73.63)                                    |
| Branaman, Desiree C; Williams, Zachary D   | 53-09-02-200-115.000-015 | 1603   | 1A              | N  | \$ 161,100             | \$ 88,635                            | \$ 72,465         | \$ 1.5790                             | \$ 2.3198                | \$ 1,103.60        | \$ 1,815.91         | \$ 194.57  | \$ -   | \$ 517.74                               | \$ 712.31                                   | \$ 69.36   | \$ 22.20   | \$ 620.75                                     |
| Achors, Jeffrey S & Kimberly   | 53-09-12-201-034.000-015 | 1737   | 1A              | N  | \$ 189,500             | \$ 98,575                            | \$ 90,925         | \$ 1.5790                             | \$ 2.3198                | \$ 1,384.72        | \$ 2,220.47         | \$ 237.91  | \$ -   | \$ 597.84                               | \$ 835.75                                   | \$ 69.36   | \$ 22.20   | \$ 744.19                                     |
| Achors, Jeffrey S & Kimberly   | 53-09-12-200-031.000-015 |        | 1A              | N  | \$ 21,700              | \$ -                                 | \$ 21,700         | \$ 1.5790                             | \$ 2.3198                | \$ 342.64          | \$ 563.80           | \$ 60.41   | \$ -   | \$ 160.75                               | \$ 221.16                                   | \$ -   | \$ -   | \$ 221.16                                     |
| Houghtelin, Bruce A Sr, Virginia M & Denise V                                    | 53-09-12-201-032.000-015 |        | 1A              | N  | \$ 133,900             | \$ 90,115                            | \$ 43,785         | \$ 1.5790                             | \$ 2.3198                | \$ 666.82          | \$ 680.16           | \$ -   | \$ -   | \$ 13.34                                | \$ 13.34                                    | \$ 69.36   | \$ 22.20   | \$ (78.22)                                    |
| Brashaber, Charlotte Curry Daniel Revocable Living Trust                         | 53-09-01-300-029.000-015 |        | 1A              | N  | \$ 1,900               | \$ -                                 | \$ 1,900          | \$ 1.5790                             | \$ 2.3198                | \$ 30.00           | \$ 49.37            | \$ 5.29  | \$ -   | \$ 14.08                                | \$ 19.37                                    | \$ -   | \$ -   | \$ 19.37                                      |
| Pritchett Living Trust   | 53-09-01-202-029.000-015 |        | 1A              | N  | \$ 166,200             | \$ 126,030                           | \$ 40,170         | \$ 1.5790                             | \$ 2.3198                | \$ 611.76          | \$ 1,006.62         | \$ 107.84  | \$ -   | \$ 287.01                               | \$ 394.86                                   | \$ 69.36   | \$ 22.20   | \$ 303.30                                     |
| Stevens, William E Jr & Andrea K   | 53-09-01-300-028.000-015 |        | 1A              | N  | \$ 124,700             | \$ 75,720                            | \$ 48,980         | \$ 1.5790                             | \$ 2.3198                | \$ -               | \$ 1,227.41         | \$ 131.52  | \$ -   | \$ 1,095.89                             | \$ 1,227.41                                 | \$ 69.36   | \$ 14.76   | \$ 1,143.29                                   |
| Linn, David C Revocable Living Trust For the Benefit of Linn, David C and then F | 53-09-01-212-021.000-015 |        | 1A              | N  | \$ 118,200             | \$ -                                 | \$ 118,200        | \$ 1.5790                             | \$ 2.3198                | \$ 1,866.38        | \$ 2,777.42         | \$ 297.58  | \$ -   | \$ 613.46                               | \$ 911.04                                   | \$ 69.36   | \$ 14.76   | \$ 826.92                                     |
| Stiglitz, Barbara M Irrevocable Trust  | 53-09-01-210-002.000-015 |        | 1A              | N  | \$ 125,100             | \$ 86,860                            | \$ 38,240         | \$ 1.5790                             | \$ 2.3198                | \$ 388.26          | \$ 396.03           | \$ -   | \$ -   | \$ 7.77                                 | \$ 7.77                                     | \$ 69.36   | \$ 22.20   | \$ (83.79)                                    |
| Landvay, Christopher; Fox, Fallon  | 53-09-02-100-007.000-015 |        | 1A              | N  | \$ 800                 | \$ -                                 | \$ 800            | \$ 1.5790                             | \$ 2.3198                | \$ 12.63           | \$ 20.79            | \$ 2.23  | \$ -   | \$ 5.93                                 | \$ 8.16                                     | \$ 69.36   | \$ 22.20   | \$ (83.40)                                    |
| Landvay, Christopher; Fox, Fallon  | 53-09-02-101-014.000-015 |        | 1A              | N  | \$ 218,800             | \$ 108,830                           | \$ 109,970        | \$ 1.5790                             | \$ 2.3198                | \$ 1,674.76        | \$ 2,569.16         | \$ 275.26  | \$ -   | \$ 619.14                               | \$ 894.40                                   | \$ -   | \$ -   | \$ 894.40                                     |
| Rollins, Chom Yae  | 53-09-12-300-064.000-015 |        | 1A              | N  | \$ 92,000              | \$ 36,940                            | \$ 55,060         | \$ 1.5790                             | \$ 2.3198                | \$ 742.12          | \$ 1,423.11         | \$ 152.47  | \$ -   | \$ 528.52                               | \$ 680.99                                   | \$ 69.36   | \$ 14.76   | \$ 596.87                                     |
| Sharr, Karen G   | 53-09-02-100-020.000-015 |        | 1A              | N  | \$ 1,000               | \$ -                                 | \$ 1,000          | \$ 1.5790                             | \$ 2.3198                | \$ 15.79           | \$ 25.98            | \$ 2.78  | \$ -   | \$ 7.41                                 | \$ 10.19                                    | \$ -   | \$ -   | \$ 10.19                                      |
| Arnold, Jill R   | 53-09-01-211-013.000-015 |        | 1A              | N  | \$ 132,700             | \$ 78,695                            | \$ 54,005         | \$ 1.5790                             | \$ 2.3198                | \$ 822.46          | \$ 1,353.32         | \$ 145.01  | \$ -   | \$ 385.86                               | \$ 530.86                                   | \$ 69.36   | \$ 22.20   | \$ 439.30                                     |
| Igo, Diana D   | 53-09-01-209-001.000-015 |        | 1A              | N  | \$ 138,800             | \$ 80,830                            | \$ 57,970         | \$ 1.5790                             | \$ 2.3198                | \$ 882.84          | \$ 1,452.65         | \$ 155.63  | \$ -   | \$ 414.18                               | \$ 569.81                                   | \$ 69.36   | \$ 22.20   | \$ 478.25                                     |
| Freeman, George A. & Jane O.p.   | 53-09-01-213-007.000-015 |        | 1A              | N  | \$ 120,600             | \$ 71,460                            | \$ 49,140         | \$ 1.5790                             | \$ 2.3198                | \$ 748.36          | \$ 1,231.41         | \$ 131.94  | \$ -   | \$ 351.11                               | \$ 483.05                                   | \$ 69.36   | \$ 22.20   | \$ 391.49                                     |
| Dicristo, Ciro & Dorothy M   | 53-09-01-212-037.000-015 |        | 1A              | N  | \$ 172,100             | \$ 89,485                            | \$ 82,615         | \$ 1.5790                             | \$ 2.3198                | \$ 1,258.16        | \$ 2,016.63         | \$ 216.07  | \$ -   | \$ 542.40                               | \$ 758.47                                   | \$ 69.36   | \$ 14.76   | \$ 674.35                                     |
| Wright, Meredith M   | 53-09-01-213-004.000-015 |        | 1A              | N  | \$ 153,500             | \$ 85,975                            | \$ 67,525         | \$ 1.5790                             | \$ 2.3198                | \$ 1,028.36        | \$ 1,692.11         | \$ 181.30  | \$ -   | \$ 482.46                               | \$ 663.75                                   | \$ 69.36   | \$ 14.76   | \$ 579.63                                     |
| Board Of Commissioners Monroe County, The  | 53-09-01-213-002.000-015 |        | 1A              | N  | \$ -                   | \$ -                                 | \$ -              | \$ 1.5790                             | \$ 2.3198                | \$ -               | \$ -                | \$ -   | \$ -   | \$ -                                    | \$ -  | \$ -   | \$ -   | \$ -  |
| Tracol Holdings LLC- Series B  | 53-09-01-300-024.000-015 | 1515   | 1A              | N  | \$ 1,606,700           | \$ -                                 | \$ 1,606,700      | \$ 1.5790                             | \$ 2.3198                | \$ 25,369.80       | \$ 37,723.00        | \$ 4,041.75  | \$ -   | \$ 8,311.45                             | \$ 12,353.20                                | \$ -   | \$ -   | \$ 12,353.20                                  |
| John E Byers LLC   | 53-09-01-212-028.000-015 |        | 1A              | N  | \$ 111,900             | \$ -                                 | \$ 111,900        | \$ 1.5790                             | \$ 2.3198                | \$ 1,766.90        | \$ 2,627.25         | \$ 281.49  | \$ -   | \$ 578.86                               | \$ 860.35                                   | \$ 69.36   | \$ 14.76   | \$ 776.23                                     |
| Buker, Barbara E.  | 53-04-36-302-011.000-011 |        | 1A              | N  | \$ 100,300             | \$ 78,355                            | \$ 21,945         | \$ 1.7781                             | \$ 2.4986                | \$ 132.16          | \$ 134.80           | \$ -   | \$ -   | \$ 2.64                                 | \$ 2.64                                     | \$ 69.36   | \$ 22.20   | \$ (88.92)                                    |
| England, Maggie Dee; O'Heran, Patrick  | 53-04-36-301-007.000-011 |        | 1A              | N  | \$ 119,100             | \$ 73,935                            | \$ 45,165         | \$ 1.7781                             | \$ 2.4986                | \$ 772.72          | \$ 1,216.14         | \$ 130.30  | \$ -   | \$ 313.11                               | \$ 443.42                                   | \$ 69.36   | \$ 22.20   | \$ 351.86                                     |
| Weddle, Harry Robert   | 53-04-36-303-071.000-011 |        | 1A              | N  | \$ 116,200             | \$ 82,310                            | \$ 33,890         | \$ 1.7781                             | \$ 2.4986                | \$ 217.80          | \$ 222.16           | \$ -   | \$ -   | \$ 4.36                                 | \$ 4.36                                     | \$ 69.36   | \$ 22.20   | \$ (87.20)                                    |
| Board Of Commissioners   | 53-04-36-200-018.000-012 |        | 1A              | N  | \$ -                   | \$ -                                 | \$ -              | \$ 2.5450                             | \$ 2.5456                | \$ -               | \$ -                | \$ -   | \$ -   | \$ -                                    | \$ -  | \$ -   | \$ -   | \$ -  |
| Small Town Properties LLC  | 53-04-36-301-018.000-011 |        | 1A              | N  | \$ 104,800             | \$ -                                 | \$ 104,800        | \$ 1.7781                             | \$ 2.4986                | \$ 1,863.44        | \$ 2,347.52         | \$ 251.52  | \$ -   | \$ 232.56                               | \$ 484.08                                   | \$ 69.36   | \$ 22.20   | \$ 392.52                                     |
| Board Of Commissioners Monroe County, The  | 53-04-36-100-011.000-011 |        | 1A              | N  | \$ -                   | \$ -                                 | \$ -              | \$ 1.7781                             | \$ 2.4986                | \$ -               | \$ -                | \$ -   | \$ -   | \$ -                                    | \$ -  | \$ -   | \$ -   | \$ -  |
| Heitink Properties LLC   | 53-04-36-100-042.000-011 | 1161   | 1A              | N  | \$ 2,309,600           | \$ -                                 | \$ 2,309,600      | \$ 1.7781                             | \$ 2.4986                | \$ 41,067.00       | \$ 64,633.45        | \$ 6,925.01  | \$ -   | \$ 16,641.44                            | \$ 23,566.45                                | \$ -   | \$ -   | \$ 23,566.45                                  |
| MDV Spartannash LLC  | 53-04-36-100-033.000-011 |        | 1A              | N  | \$ 2,505,200           | \$ -                                 | \$ 2,505,200      | \$ 1.7781                             | \$ 2.4986                | \$ 44,544.96       | \$ 70,107.25        | \$ 7,511.49  | \$ -   | \$ 18,050.80                            | \$ 25,562.29                                | \$ 69.36   | \$ 478.32  | \$ 25,014.61                                  |
| Rose Properties LLC  | 53-04-36-100-018.000-011 |        | 1A              | N  | \$ 1,340,600           | \$ -                                 | \$ 1,340,600      | \$ 1.7781                             | \$ 2.4986                | \$ 23,837.20       | \$ 37,516.28        | \$ 4,019.60  | \$ -   | \$ 9,659.48                             | \$ 13,679.08                                | \$ 69.36   | \$ 37.08   | \$ 13,572.64                                  |
| RC One LP  | 53-04-36-100-024.000-011 | 1116   | 1A              | N  | \$ 340,700             | \$ -                                 | \$ 340,700        | \$ 1.7781                             | \$ 2.4986                | \$ 6,058.00        | \$ 9,534.38         | \$ 1,021.54  | \$ -   | \$ 2,454.84                             | \$ 3,476.38                                 | \$ 69.36   | \$ 37.08   | \$ 3,369.94                                   |
| Central Supply Company, Inc  | 53-04-36-100-016.000-011 | 1161   | 1A              | N  | \$ 1,336,600           | \$ -                                 | \$ 1,336,600      | \$ 1.7781                             | \$ 2.4986                | \$ 23,766.08       | \$ 37,404.34        | \$ 4,007.61  | \$ -   | \$ 9,630.65                             | \$ 13,638.26                                | \$ 69.36   | \$ 22.20   | \$ 13,546.70                                  |
| Arowcavage, Terry J & Lisa L   | 53-04-36-303-054.000-011 |        | 1A              | N  | \$ 166,700             | \$ 90,595                            | \$ 76,105         | \$ 1.7781                             | \$ 2.4986                | \$ 1,302.04        | \$ 1,867.05         | \$ 200.05  | \$ -   | \$ 364.96                               | \$ 565.01                                   | \$ 69.36   | \$ 22.20   | \$ 473.45                                     |
| McKee, Violeta G & Michelle L  | 53-04-36-301-002.000-011 |        | 1A              | N  | \$ 109,500             | \$ 67,575                            | \$ 41,925         | \$ 1.7781                             | \$ 2.4986                | \$ 717.28          | \$ 1,128.89         | \$ 120.95  | \$ -   | \$ 290.66                               | \$ 411.61                                   | \$ 69.36   | \$ 22.20   | \$ 320.05                                     |

# City of Bloomington

## Area #1A: South-West Annexation Area - Tax Impacts Analysis

Note (1): This section shows the inc/(dec) in tax bills due to differences between township fire protection rates and the Monroe Fire Protection District fire rate

| Owner Name   | Parcel #                 | Waiver | Annexation Area | AG | 2020 Pay 2021 Gross AV | 2020 Pay 2021 Deductions /Exemptions | 2020 Pay 2021 NAV | Pre-Annex 2020 Pay 2021 Prop Tax Rate | Post-Annex Prop Tax Rate | Pre-Annex Tax Bill | Post-Annex Tax Bill | Net Tax Bill Increase Due Solely to AV Growth (12% - Aggregate over 4 years) | Net Tax Bill Increase Due to Difference Between Fire Rates (1) | Net Tax Bill Increase Due to Annexation | Total Post-Annexation Net Tax Bill Increase | Benefit 1 Yearly Sewer Bill Savings (@ 4000 Gal/Month) | Benefit 2 Yearly Fire Protection (Water Surcharge) Savings | Post-Annex Tax Bill Inc/(Dec) Net of Benefits |
|--|--------------------------|--------|-----------------|----|------------------------|--------------------------------------|-------------------|---------------------------------------|--------------------------|--------------------|---------------------|--|--|---|---|--|--|---|
| Hazel, William D & Sharon                                | 53-04-36-303-023.000-011 |        | 1A              | N  | \$ 137,300             | \$ 77,305                            | \$ 59,995         | \$ 1.7781                             | \$ 2.4986                | \$ 1,026.44        | \$ 1,537.75         | \$ 164.75  | \$ -   | \$ 346.56                               | \$ 511.31                                   | \$ 69.36   | \$ 22.20   | \$ 419.75                                     |
| Stewart, Dixie L   | 53-04-36-303-094.000-011 |        | 1A              | N  | \$ 159,600             | \$ 85,110                            | \$ 74,490         | \$ 1.7781                             | \$ 2.4986                | \$ 1,274.42        | \$ 1,787.52         | \$ 191.52  | \$ -   | \$ 321.58                               | \$ 513.10                                   | \$ 69.36   | \$ 22.20   | \$ 421.54                                     |
| Terkhorn, Lorelei Elaine                                 | 53-04-36-303-017.000-011 |        | 1A              | N  | \$ 135,200             | \$ -                                 | \$ 135,200        | \$ 1.7781                             | \$ 2.4986                | \$ 2,404.00        | \$ 3,028.48         | \$ 324.48  | \$ -   | \$ 300.00                               | \$ 624.48                                   | \$ 69.36   | \$ 22.20   | \$ 532.92                                     |
| Foster, Chris  | 53-04-36-200-002.000-011 |        | 1A              | N  | \$ 51,400              | \$ 30,636                            | \$ 20,764         | \$ 1.7781                             | \$ 2.4986                | \$ 361.96          | \$ 555.73           | \$ 59.55   | \$ -   | \$ 134.22                               | \$ 193.77                                   | \$ 69.36   | \$ 22.20   | \$ 102.21                                     |
| Edie, Wayne P & Norma J                                  | 53-09-01-209-040.000-015 |        | 1A              | N  | \$ 160,800             | \$ 88,530                            | \$ 72,270         | \$ 1.5790                             | \$ 2.3198                | \$ 1,100.62        | \$ 1,811.01         | \$ 194.03  | \$ -   | \$ 516.36                               | \$ 710.39                                   | \$ 69.36   | \$ 22.20   | \$ 618.83                                     |
| Sadler, Walter L & Patricia                              | 53-09-01-211-036.000-015 |        | 1A              | N  | \$ 123,300             | \$ -                                 | \$ 123,300        | \$ 1.5790                             | \$ 2.3198                | \$ 1,946.92        | \$ 2,894.91         | \$ 310.17  | \$ -   | \$ 637.82                               | \$ 947.99                                   | \$ 69.36   | \$ 22.20   | \$ 856.43                                     |
| Stigletts, Michael C                                     | 53-09-01-211-017.000-015 |        | 1A              | N  | \$ 122,900             | \$ 75,265                            | \$ 47,635         | \$ 1.5790                             | \$ 2.3198                | \$ 725.44          | \$ 1,193.68         | \$ 127.89  | \$ -   | \$ 340.35                               | \$ 468.24                                   | \$ 69.36   | \$ 14.76   | \$ 384.12                                     |
| Franklin, Thomas R & Joyce D Revocable Trust             | 53-09-01-211-039.000-015 |        | 1A              | N  | \$ 153,300             | \$ 82,905                            | \$ 70,395         | \$ 1.5790                             | \$ 2.3198                | \$ 1,072.08        | \$ 1,764.02         | \$ 188.99  | \$ -   | \$ 502.95                               | \$ 691.94                                   | \$ 69.36   | \$ 14.76   | \$ 607.82                                     |
| Silver Consulting Inc                                    | 53-09-01-212-004.000-015 |        | 1A              | N  | \$ 129,100             | \$ -                                 | \$ 129,100        | \$ 1.5790                             | \$ 2.3198                | \$ 2,038.48        | \$ 3,031.08         | \$ 324.76  | \$ -   | \$ 667.84                               | \$ 992.60                                   | \$ 69.36   | \$ 14.76   | \$ 908.48                                     |
| Crockett, Rosemary                                       | 53-09-02-101-019.000-015 |        | 1A              | N  | \$ 166,100             | \$ 102,690                           | \$ 63,410         | \$ 1.5790                             | \$ 2.3198                | \$ 965.68          | \$ 1,588.98         | \$ 170.24  | \$ -   | \$ 453.06                               | \$ 623.30                                   | \$ 69.36   | \$ 22.20   | \$ 531.74                                     |
| Fisher, Donald C & Kathy J                               | 53-09-01-212-019.000-015 |        | 1A              | N  | \$ 142,400             | \$ 93,090                            | \$ 49,310         | \$ 1.5790                             | \$ 2.3198                | \$ 560.18          | \$ 571.38           | \$ -   | \$ -   | \$ 11.20                                | \$ 11.20                                    | \$ 69.36   | \$ 14.76   | \$ (72.92)                                    |
| Schuler, Michael A & Joyce A                             | 53-09-12-201-035.000-015 |        | 1A              | N  | \$ 127,000             | \$ 76,595                            | \$ 50,405         | \$ 1.5790                             | \$ 2.3198                | \$ 767.64          | \$ 1,263.11         | \$ -   | \$ -   | \$ 360.13                               | \$ 495.47                                   | \$ 69.36   | \$ 14.76   | \$ 411.35                                     |
| John E Byers LLC   | 53-09-01-202-027.000-015 |        | 1A              | N  | \$ 98,300              | \$ -                                 | \$ 98,300         | \$ 1.5790                             | \$ 2.3198                | \$ 1,552.16        | \$ 2,307.94         | \$ 247.28  | \$ -   | \$ 508.50                               | \$ 755.78                                   | \$ 69.36   | \$ 14.76   | \$ 671.66                                     |
| Perian, Travis R & Cara L                                | 53-09-02-100-010.000-015 |        | 1A              | N  | \$ 144,600             | \$ 81,530                            | \$ 63,070         | \$ 1.5790                             | \$ 2.3198                | \$ 960.96          | \$ 1,581.19         | \$ 169.41  | \$ -   | \$ 450.83                               | \$ 620.23                                   | \$ 69.36   | \$ 22.20   | \$ 528.67                                     |
| Henline, Eli & Henline, Shawn S                          | 53-09-01-202-022.000-015 |        | 1A              | N  | \$ 189,700             | \$ 98,540                            | \$ 91,160         | \$ 1.5790                             | \$ 2.3198                | \$ 1,388.30        | \$ 2,219.60         | \$ 237.81  | \$ -   | \$ 593.49                               | \$ 831.30                                   | \$ 69.36   | \$ 22.20   | \$ 739.74                                     |
| Hickman, Willette D                                      | 53-09-01-209-008.000-015 |        | 1A              | N  | \$ 133,400             | \$ 89,835                            | \$ 43,565         | \$ 1.5790                             | \$ 2.3198                | \$ 339.88          | \$ 346.68           | \$ -   | \$ -   | \$ 6.80                                 | \$ 6.80                                     | \$ 69.36   | \$ 14.76   | \$ (77.32)                                    |
| Ziepolt, Charles A                                       | 53-09-02-101-016.000-015 |        | 1A              | N  | \$ 197,200             | \$ 101,270                           | \$ 95,930         | \$ 1.5790                             | \$ 2.3198                | \$ 1,460.94        | \$ 2,312.11         | \$ 247.73  | \$ -   | \$ 603.44                               | \$ 851.17                                   | \$ 69.36   | \$ 22.20   | \$ 759.61                                     |
| Burks, Christopher Grant & Heather Renee                 | 53-09-01-202-017.000-015 |        | 1A              | N  | \$ 167,600             | \$ 90,875                            | \$ 76,725         | \$ 1.5790                             | \$ 2.3198                | \$ 1,168.48        | \$ 1,922.66         | \$ 206.00  | \$ -   | \$ 548.18                               | \$ 754.18                                   | \$ 69.36   | \$ 14.76   | \$ 670.06                                     |
| Lemieux, Robin L   | 53-09-01-211-007.000-015 |        | 1A              | N  | \$ 173,600             | \$ 89,695                            | \$ 83,905         | \$ 1.5790                             | \$ 2.3198                | \$ 1,278.32        | \$ 2,047.16         | \$ 219.35  | \$ -   | \$ 549.49                               | \$ 768.84                                   | \$ 69.36   | \$ 14.76   | \$ 684.72                                     |
| Burks, Richard E   | 53-09-01-212-029.000-015 |        | 1A              | N  | \$ 199,300             | \$ 101,550                           | \$ 97,750         | \$ 1.5790                             | \$ 2.3198                | \$ 1,488.66        | \$ 2,323.03         | \$ 248.90  | \$ -   | \$ 585.47                               | \$ 834.37                                   | \$ 69.36   | \$ 14.76   | \$ 750.25                                     |
| Tatman, Anthony K & Dennise L                            | 53-09-12-300-017.000-015 | 1776   | 1A              | N  | \$ 290,400             | \$ -                                 | \$ 290,400        | \$ 1.5790                             | \$ 2.3198                | \$ 4,585.42        | \$ 6,911.04         | \$ 740.47  | \$ -   | \$ 1,585.15                             | \$ 2,325.62                                 | \$ 69.36   | \$ 22.20   | \$ 2,234.06                                   |
| Public Investment Corporation                            | 53-09-12-200-018.000-015 |        | 1A              | N  | \$ 974,200             | \$ -                                 | \$ 974,200        | \$ 1.5790                             | \$ 2.3198                | \$ 15,382.62       | \$ 22,998.97        | \$ 2,464.18  | \$ -   | \$ 5,152.17                             | \$ 7,616.35                                 | \$ 69.36   | \$ 22.20   | \$ 7,524.79                                   |
| Public Investment Corp                                   | 53-09-12-200-001.000-015 |        | 1A              | N  | \$ 148,600             | \$ 3,000                             | \$ 145,600        | \$ 1.5790                             | \$ 2.3198                | \$ 2,299.02        | \$ 3,418.48         | \$ 366.27  | \$ -   | \$ 753.19                               | \$ 1,119.46                                 | \$ 69.36   | \$ 22.20   | \$ 1,027.90                                   |
| Public Investment Corp                                   | 53-09-12-200-006.000-015 |        | 1A              | N  | \$ 271,200             | \$ -                                 | \$ 271,200        | \$ 1.5790                             | \$ 2.3198                | \$ 4,282.24        | \$ 6,367.39         | \$ 682.22  | \$ -   | \$ 1,402.93                             | \$ 2,085.15                                 | \$ 69.36   | \$ 37.08   | \$ 1,978.71                                   |
| Public Investment Corporation                            | 53-09-12-200-030.000-015 |        | 1A              | N  | \$ 315,200             | \$ -                                 | \$ 315,200        | \$ 1.5790                             | \$ 2.3198                | \$ 4,977.00        | \$ 8,189.42         | \$ 877.44  | \$ -   | \$ 2,334.98                             | \$ 3,212.42                                 | \$ -   | \$ -   | \$ 3,212.42                                   |
| Pearson, Jeromy J & Michell                              | 53-09-01-302-005.000-015 |        | 1A              | N  | \$ 136,300             | \$ 79,955                            | \$ 56,345         | \$ 1.5790                             | \$ 2.3198                | \$ 858.10          | \$ 1,411.95         | \$ 151.27  | \$ -   | \$ 402.58                               | \$ 553.85                                   | \$ 69.36   | \$ 22.20   | \$ 462.29                                     |
| Jefferson, Kevin R                                       | 53-09-02-200-034.000-015 | 1603   | 1A              | N  | \$ 161,500             | \$ 98,255                            | \$ 63,245         | \$ 1.5790                             | \$ 2.3198                | \$ 963.18          | \$ 1,584.85         | \$ 169.80  | \$ -   | \$ 451.88                               | \$ 621.67                                   | \$ 69.36   | \$ 22.20   | \$ 530.11                                     |
| Knight, Kylon & Melissa J                                | 53-09-02-200-111.000-015 | 1603   | 1A              | N  | \$ 200,300             | \$ 102,355                           | \$ 97,945         | \$ 1.5790                             | \$ 2.3198                | \$ 1,491.64        | \$ 2,348.99         | \$ 251.67  | \$ -   | \$ 605.68                               | \$ 857.35                                   | \$ 69.36   | \$ 22.20   | \$ 765.79                                     |
| Johnson, Mary K  | 53-09-02-200-069.000-015 | 1603   | 1A              | N  | \$ 164,300             | \$ 89,755                            | \$ 74,545         | \$ 1.5790                             | \$ 2.3198                | \$ 1,135.28        | \$ 1,868.01         | \$ 200.14  | \$ -   | \$ 532.60                               | \$ 732.73                                   | \$ 69.36   | \$ 22.20   | \$ 641.17                                     |
| Landgraff, Thomas D & Norma                              | 53-09-02-200-149.000-015 | 1603   | 1A              | N  | \$ 177,000             | \$ 94,200                            | \$ 82,800         | \$ 1.5790                             | \$ 2.3198                | \$ 1,260.98        | \$ 2,071.70         | \$ 221.97  | \$ -   | \$ 588.76                               | \$ 810.72                                   | \$ 69.36   | \$ 22.20   | \$ 719.16                                     |
| Bewley, Travis & Janet                                   | 53-09-02-200-046.000-015 | 1603   | 1A              | N  | \$ 177,200             | \$ 94,270                            | \$ 82,930         | \$ 1.5790                             | \$ 2.3198                | \$ 1,262.96        | \$ 2,074.09         | \$ 222.23  | \$ -   | \$ 588.90                               | \$ 811.13                                   | \$ 69.36   | \$ 22.20   | \$ 719.57                                     |
| Fleener, John W & Janet P Trust                          | 53-09-02-200-129.000-015 | 1603   | 1A              | N  | \$ 198,100             | \$ 115,585                           | \$ 82,515         | \$ 1.5790                             | \$ 2.3198                | \$ 1,256.64        | \$ 1,281.77         | \$ -   | \$ -   | \$ 25.13                                | \$ 25.13                                    | \$ 69.36   | \$ 22.20   | \$ (66.43)                                    |
| Egan, Victoria D   | 53-09-02-200-066.000-015 | 1603   | 1A              | N  | \$ 205,500             | \$ 104,175                           | \$ 101,325        | \$ 1.5790                             | \$ 2.3198                | \$ 1,543.10        | \$ 2,410.89         | \$ 258.31  | \$ -   | \$ 609.48                               | \$ 867.79                                   | \$ 69.36   | \$ 22.20   | \$ 776.23                                     |
| Byers, Richard S   | 53-09-02-200-089.000-015 | 1603   | 1A              | N  | \$ 205,400             | \$ 104,140                           | \$ 101,260        | \$ 1.5790                             | \$ 2.3198                | \$ 1,542.12        | \$ 2,409.69         | \$ 258.18  | \$ -   | \$ 609.39                               | \$ 867.57                                   | \$ 69.36   | \$ 22.20   | \$ 776.01                                     |
| Alexander, Delinda L                                     | 53-09-02-200-110.000-015 | 1603   | 1A              | N  | \$ 162,300             | \$ 89,055                            | \$ 73,245         | \$ 1.5790                             | \$ 2.3198                | \$ 1,115.48        | \$ 1,835.44         | \$ 196.65  | \$ -   | \$ 523.31                               | \$ 719.96                                   | \$ 69.36   | \$ 22.20   | \$ 628.40                                     |
| Nickless, Logan J & Nicole L                             | 53-09-02-200-017.000-015 | 1603   | 1A              | N  | \$ 186,100             | \$ 97,385                            | \$ 88,715         | \$ 1.5790                             | \$ 2.3198                | \$ 1,351.08        | \$ 2,180.01         | \$ 233.58  | \$ -   | \$ 595.35                               | \$ 828.93                                   | \$ 69.36   | \$ 22.20   | \$ 737.37                                     |
| Lawler, Craig D  | 53-09-02-200-151.000-015 | 1603   | 1A              | N  | \$ 160,600             | \$ 88,460                            | \$ 72,140         | \$ 1.5790                             | \$ 2.3198                | \$ 1,098.64        | \$ 1,807.76         | \$ 193.69  | \$ -   | \$ 515.43                               | \$ 709.12                                   | \$ 69.36   | \$ 22.20   | \$ 617.56                                     |
| Rose, Frederick J  | 53-09-01-209-022.000-015 |        | 1A              | N  | \$ 109,100             | \$ 70,435                            | \$ 38,665         | \$ 1.5790                             | \$ 2.3198                | \$ 588.84          | \$ 968.91           | \$ 103.82  | \$ -   | \$ 276.26                               | \$ 380.07                                   | \$ 69.36   | \$ 14.76   | \$ 295.95                                     |
| Heinlein, Joyce E Revocable Trust                        | 53-09-01-213-020.000-015 |        | 1A              | N  | \$ 157,900             | \$ 84,445                            | \$ 73,455         | \$ 1.5790                             | \$ 2.3198                | \$ 1,118.78        | \$ 1,840.90         | \$ 197.25  | \$ -   | \$ 524.87                               | \$ 722.12                                   | \$ 69.36   | \$ 14.76   | \$ 638.00                                     |
| Wagner, Shane Nicholas                                   | 53-09-01-209-053.000-015 |        | 1A              | N  | \$ 169,200             | \$ 91,470                            | \$ 77,730         | \$ 1.5790                             | \$ 2.3198                | \$ 1,183.76        | \$ 1,947.84         | \$ 208.70  | \$ -   | \$ 555.37                               | \$ 764.08                                   | \$ 69.36   | \$ 22.20   | \$ 672.52                                     |
| Brashaber, Charlotte Curry Daniel Revocable Living Trust | 53-09-01-210-010.000-015 |        | 1A              | N  | \$ 188,500             | \$ 94,875                            | \$ 93,625         | \$ 1.5790                             | \$ 2.3198                | \$ 1,426.40        | \$ 2,225.88         | \$ 238.49  | \$ -   | \$ 561.00                               | \$ 799.48                                   | \$ 69.36   | \$ 22.20   | \$ 707.92                                     |
| Zhang, Guoqiang  | 53-09-02-200-053.000-015 | 1603   | 1A              | N  | \$ 195,400             | \$ 100,640                           | \$ 94,760         | \$ 1.5790                             | \$ 2.3198                | \$ 1,443.12        | \$ 2,290.68         | \$ 245.43  | \$ -   | \$ 602.13                               | \$ 847.56                                   | \$ 69.36   | \$ 22.20   | \$ 756.00                                     |
| Long, Virginia S   | 53-09-02-200-073.000-015 | 1603   | 1A              | N  | \$ 159,800             | \$ 88,180                            | \$ 71,620         | \$ 1.5790                             | \$ 2.3198                | \$ 1,090.72        | \$ 1,794.72         | \$ 192.28  | \$ -   | \$ 511.71                               | \$ 704.00                                   | \$ 69.36   | \$ 22.20   | \$ 612.44                                     |
| McHaley, Travis M; Shen, Junjie & Taylor, Debora J       | 53-09-02-200-030.000-015 | 1603   | 1A              | N  | \$ 168,100             | \$ 91,085                            | \$ 77,015         | \$ 1.5790                             | \$ 2.3198                | \$ 1,172.88        | \$ 1,929.93         | \$ 206.78  | \$ -   | \$ 550.27                               | \$ 757.05                                   | \$ 69.36   | \$ 22.20   | \$ 665.49                                     |
| Brewer, Michelle R                                       | 53-09-02-200-093.000-015 | 1603   | 1A              | N  | \$ 162,700             | \$ 89,195                            | \$ 73,505         | \$ 1.5790                             | \$ 2.3198                | \$ 1,119.42        | \$ 1,841.96         | \$ 197.36  | \$ -   | \$ 525.18                               | \$ 722.54                                   | \$ 69.36   | \$ 22.20   | \$ 630.98                                     |
| Herndon, Leticia   | 53-09-02-200-028.000-015 | 1603   | 1A              | N  | \$ 202,800             | \$ 103,230                           | \$ 99,570         | \$ 1.5790                             | \$ 2.3198                | \$ 1,516.38        | \$ 2,378.74         | \$ 254.86  | \$ -   | \$ 607.51                               | \$ 862.36                                   | \$ 69.36   | \$ 22.20   | \$ 770.80                                     |
| Baugh, Joshua C  | 53-09-02-200-067.000-015 | 1603   | 1A              | N  | \$ 197,600             | \$ 101,410                           | \$ 96,190         | \$ 1.5790                             | \$ 2.3198                | \$ 1,464.90        | \$ 2,316.87         | \$ 248.24  | \$ -   | \$ 603.73                               | \$ 851.97                                   | \$ 69.36   | \$ 22.20   | \$ 760.41                                     |
| Washington, David A                                      | 53-09-02-200-133.000-015 | 1603   | 1A              | N  | \$ 166,900             | \$ 90,665                            | \$ 76,235         |                                       |                          |                    |                     |  |  |   |   |  |  |   |

# City of Bloomington

## Area #1A: South-West Annexation Area - Tax Impacts Analysis

Note (1): This section shows the inc/(dec) in tax bills due to differences between township fire protection rates and the Monroe Fire Protection District fire rate

| Owner Name   | Parcel #                 | Waiver | Annexation Area | AG | 2020 Pay 2021 Gross AV | 2020 Pay 2021 Deductions /Exemptions | 2020 Pay 2021 NAV | Pre-Annex 2020 Pay 2021 Prop Tax Rate | Post-Annex Prop Tax Rate | Pre-Annex Tax Bill | Post-Annex Tax Bill | Net Tax Bill Increase Due Solely to AV Growth (12% - Aggregate over 4 years) | Net Tax Bill Increase Due to Difference Between Fire Rates (1) | Net Tax Bill Increase Due to Annexation | Total Post-Annexation Net Tax Bill Increase | Benefit 1 Yearly Sewer Bill Savings (@ 4000 Gal/Month) | Benefit 2 Yearly Fire Protection (Water Surcharge) Savings | Post-Annex Tax Bill Inc/(Dec) Net of Benefits |
|--|--------------------------|--------|-----------------|----|------------------------|--------------------------------------|-------------------|---------------------------------------|--------------------------|--------------------|---------------------|--|--|---|---|--|--|---|
| Zavala, James & Ligia  | 53-09-02-200-127.000-015 | 1890   | 1A              | N  | \$ 169,800             | \$ 91,680                            | \$ 78,120         | \$ 1.5790                             | \$ 2.3198                | \$ 1,189.72        | \$ 1,957.61         | \$ 209.74  | \$ -   | \$ 558.15                               | \$ 767.89                                   | \$ 69.36   | \$ 22.20   | \$ 676.33                                     |
| Hall, Kevin W & Kimberly K   | 53-09-02-200-012.000-015 | 1992   | 1A              | N  | \$ 167,200             | \$ 90,770                            | \$ 76,430         | \$ 1.5790                             | \$ 2.3198                | \$ 1,163.96        | \$ 1,915.26         | \$ 205.21  | \$ -   | \$ 546.09                               | \$ 751.30                                   | \$ 69.36   | \$ 22.20   | \$ 659.74                                     |
| Elliott, Tommy E   | 53-09-02-200-126.000-015 | 1850   | 1A              | N  | \$ 179,900             | \$ 95,215                            | \$ 84,685         | \$ 1.5790                             | \$ 2.3198                | \$ 1,289.68        | \$ 2,106.21         | \$ 225.66  | \$ -   | \$ 590.87                               | \$ 816.53                                   | \$ 69.36   | \$ 22.20   | \$ 724.97                                     |
| Swanay, James W II; Swanay, Vera J & Swanay, James W III                         | 53-09-01-212-036.000-015 |        | 1A              | N  | \$ 141,500             | \$ 117,735                           | \$ 23,765         | \$ 1.5790                             | \$ 2.3198                | \$ 120.24          | \$ 595.52           | \$ 63.81   | \$ -   | \$ 411.47                               | \$ 475.28                                   | \$ 69.36   | \$ 14.76   | \$ 391.16                                     |
| Gilbert, Robert J & Teresa L   | 53-09-02-300-062.000-015 | 1704   | 1A              | N  | \$ 164,600             | \$ 89,860                            | \$ 74,740         | \$ 1.5790                             | \$ 2.3198                | \$ 1,138.24        | \$ 1,872.91         | \$ 200.67  | \$ -   | \$ 534.00                               | \$ 734.67                                   | \$ 69.36   | \$ 22.20   | \$ 643.11                                     |
| Nalin, Christopher M & Ashley Marie  | 53-09-02-300-007.000-015 | 1698   | 1A              | N  | \$ 187,700             | \$ 119,905                           | \$ 67,795         | \$ 1.5790                             | \$ 2.3198                | \$ 1,032.48        | \$ 1,698.87         | \$ 182.01  | \$ -   | \$ 484.38                               | \$ 666.39                                   | \$ 69.36   | \$ 22.20   | \$ 574.83                                     |
| Wright, Jerod M & Wright-Waggler, Sarah E & w/l/e Jean Ann Wright                | 53-09-02-300-026.000-015 | 1934   | 1A              | N  | \$ 175,600             | \$ 93,710                            | \$ 81,890         | \$ 1.5790                             | \$ 2.3198                | \$ 1,247.12        | \$ 2,052.08         | \$ 219.87  | \$ -   | \$ 585.09                               | \$ 804.96                                   | \$ 69.36   | \$ 22.20   | \$ 713.40                                     |
| Mask, William S & Lisa L   | 53-09-02-300-013.000-015 | 1826   | 1A              | N  | \$ 191,500             | \$ 96,275                            | \$ 95,225         | \$ 1.5790                             | \$ 2.3198                | \$ 1,450.20        | \$ 2,247.51         | \$ 240.80  | \$ -   | \$ 556.50                               | \$ 797.31                                   | \$ 69.36   | \$ 22.20   | \$ 705.75                                     |
| Smithson, Jason C & Jasmine  | 53-09-02-300-046.000-015 | 1697   | 1A              | N  | \$ 194,300             | \$ 100,255                           | \$ 94,045         | \$ 1.5790                             | \$ 2.3198                | \$ 1,432.24        | \$ 2,277.58         | \$ 244.02  | \$ -   | \$ 601.33                               | \$ 845.34                                   | \$ 69.36   | \$ 22.20   | \$ 753.78                                     |
| Labis, Kiley J   | 53-09-02-300-060.000-015 | 1816   | 1A              | N  | \$ 188,500             | \$ 98,225                            | \$ 90,275         | \$ 1.5790                             | \$ 2.3198                | \$ 1,374.82        | \$ 2,208.57         | \$ 236.63  | \$ -   | \$ 597.11                               | \$ 833.75                                   | \$ 69.36   | \$ 22.20   | \$ 742.19                                     |
| Tilford, Trent P & Carolyn L   | 53-09-02-300-015.000-015 | 1849   | 1A              | N  | \$ 190,500             | \$ 98,925                            | \$ 91,575         | \$ 1.5790                             | \$ 2.3198                | \$ 1,394.62        | \$ 2,232.37         | \$ 239.18  | \$ -   | \$ 598.57                               | \$ 837.75                                   | \$ 69.36   | \$ 22.20   | \$ 746.19                                     |
| Warren, Louis H & Dawn Danish  | 53-09-02-300-008.000-015 | 1849   | 1A              | N  | \$ 184,400             | \$ -                                 | \$ 184,400        | \$ 1.5790                             | \$ 2.3198                | \$ 2,911.68        | \$ 4,329.45         | \$ 463.87  | \$ -   | \$ 953.90                               | \$ 1,417.77                                 | \$ 69.36   | \$ 22.20   | \$ 1,326.21                                   |
| Barker, Adam P & Charlotte M   | 53-09-02-300-055.000-015 | 1809   | 1A              | N  | \$ 185,400             | \$ 97,140                            | \$ 88,260         | \$ 1.5790                             | \$ 2.3198                | \$ 1,344.14        | \$ 2,171.67         | \$ 232.67  | \$ -   | \$ 594.85                               | \$ 827.53                                   | \$ 69.36   | \$ 22.20   | \$ 735.97                                     |
| Public Investment Corporation  | 53-09-12-200-032.000-015 |        | 1A              | N  | \$ 108,900             | \$ -                                 | \$ 108,900        | \$ 1.5790                             | \$ 2.3198                | \$ 1,719.52        | \$ 2,580.84         | \$ 276.52  | \$ -   | \$ 584.81                               | \$ 861.32                                   | \$ 69.36   | \$ 14.76   | \$ 777.20                                     |
| Board Of Commissioners Monroe County, The  | 53-09-12-200-007.000-015 |        | 1A              | N  | \$ -                   | \$ -                                 | \$ -              | \$ 1.5790                             | \$ 2.3198                | \$ -               | \$ -                | \$ -   | \$ -   | \$ -                                    | \$ -  | \$ -   | \$ -   | \$ -  |
| Stines, Robert D & Judith I Trust W/l/e  | 53-09-02-100-002.000-015 |        | 1A              | N  | \$ 130,100             | \$ 73,385                            | \$ 56,715         | \$ 1.5790                             | \$ 2.3198                | \$ 865.96          | \$ 1,424.91         | \$ 152.67  | \$ -   | \$ 406.28                               | \$ 558.95                                   | \$ 69.36   | \$ 22.20   | \$ 467.39                                     |
| Pierce, Dennis H & Tina M  | 53-09-02-100-014.000-015 |        | 1A              | N  | \$ 125,000             | \$ 75,825                            | \$ 49,175         | \$ 1.5790                             | \$ 2.3198                | \$ 748.90          | \$ 1,232.28         | \$ 132.03  | \$ -   | \$ 351.35                               | \$ 483.38                                   | \$ 69.36   | \$ 22.20   | \$ 391.82                                     |
| McLaughlin, Christopher L & Emily N  | 53-09-02-101-018.000-015 |        | 1A              | N  | \$ 226,100             | \$ 111,105                           | \$ 114,995        | \$ 1.5790                             | \$ 2.3198                | \$ 1,751.28        | \$ 2,647.38         | \$ 283.64  | \$ -   | \$ 612.46                               | \$ 896.10                                   | \$ 69.36   | \$ 22.20   | \$ 804.54                                     |
| Dunbar, James E. & Barbara J.  | 53-09-12-200-003.000-015 |        | 1A              | N  | \$ 81,400              | \$ -                                 | \$ 81,400         | \$ 1.5790                             | \$ 2.3198                | \$ 1,285.30        | \$ 1,945.20         | \$ 208.41  | \$ -   | \$ 451.48                               | \$ 659.90                                   | \$ 69.36   | \$ 14.76   | \$ 575.78                                     |
| Browning, Reuben D & Elizabeth Ann Grennan                                       | 53-09-02-101-005.000-015 |        | 1A              | N  | \$ 306,000             | \$ 139,350                           | \$ 166,650        | \$ 1.5790                             | \$ 2.3198                | \$ 2,537.96        | \$ 3,606.94         | \$ 386.46  | \$ -   | \$ 682.52                               | \$ 1,068.98                                 | \$ 69.36   | \$ 22.20   | \$ 977.42                                     |
| Public Investment Corporation  | 53-09-12-200-011.000-015 |        | 1A              | N  | \$ 122,600             | \$ -                                 | \$ 122,600        | \$ 1.5790                             | \$ 2.3198                | \$ 1,935.84        | \$ 2,916.02         | \$ 312.43  | \$ -   | \$ 667.75                               | \$ 980.18                                   | \$ 69.36   | \$ 37.08   | \$ 873.74                                     |
| Public Investment Corporation  | 53-09-12-200-014.000-015 |        | 1A              | N  | \$ 5,200               | \$ -                                 | \$ 5,200          | \$ 1.5790                             | \$ 2.3198                | \$ 82.12           | \$ 135.10           | \$ 14.48   | \$ -   | \$ 38.51                                | \$ 52.98                                    | \$ -   | \$ -   | \$ 52.98                                      |
| Public Investment Corporation  | 53-09-12-200-009.000-015 |        | 1A              | N  | \$ 600                 | \$ -                                 | \$ 600            | \$ 1.5790                             | \$ 2.3198                | \$ 9.47            | \$ 15.59            | \$ 1.67  | \$ -   | \$ 4.45                                 | \$ 6.12                                     | \$ -   | \$ -   | \$ 6.12                                       |
| Zokoe, Joshua  | 53-09-01-300-011.000-015 |        | 1A              | N  | \$ 153,700             | \$ 82,720                            | \$ 70,980         | \$ 1.5790                             | \$ 2.3198                | \$ 1,084.62        | \$ 1,784.69         | \$ 191.22  | \$ -   | \$ 508.84                               | \$ 700.07                                   | \$ 69.36   | \$ 14.76   | \$ 615.95                                     |
| State Of Indiana   | 53-04-35-300-001.000-011 |        | 1A              | N  | \$ -                   | \$ -                                 | \$ -              | \$ 1.7781                             | \$ 2.4986                | \$ -               | \$ -                | \$ -   | \$ -   | \$ -                                    | \$ -  | \$ -   | \$ -   | \$ -  |
| Moore, Jennifer L  | 53-04-36-302-005.000-011 |        | 1A              | N  | \$ 116,200             | \$ 69,920                            | \$ 46,280         | \$ 1.7781                             | \$ 2.4986                | \$ 791.78          | \$ 1,246.16         | \$ 133.53  | \$ -   | \$ 320.86                               | \$ 454.38                                   | \$ 69.36   | \$ 22.20   | \$ 362.82                                     |
| Sexton, Mary   | 53-04-36-301-004.000-011 |        | 1A              | N  | \$ 133,000             | \$ 75,730                            | \$ 57,270         | \$ 1.7781                             | \$ 2.4986                | \$ 979.94          | \$ 1,492.95         | \$ 159.95  | \$ -   | \$ 353.06                               | \$ 513.01                                   | \$ 69.36   | \$ 22.20   | \$ 421.45                                     |
| Butcher, George L (1/3 interest); Butcher, Sharon L (1/3 interest); Durnal, Jess | 53-04-36-303-060.000-011 |        | 1A              | N  | \$ 147,000             | \$ 3,000                             | \$ 144,000        | \$ 1.7781                             | \$ 2.4986                | \$ 2,560.46        | \$ 3,292.80         | \$ 352.80  | \$ -   | \$ 379.54                               | \$ 732.34                                   | \$ 69.36   | \$ 22.20   | \$ 640.78                                     |
| Small Town Properties LLC  | 53-04-36-302-020.000-011 |        | 1A              | N  | \$ 83,200              | \$ -                                 | \$ 83,200         | \$ 1.7781                             | \$ 2.4986                | \$ 1,479.38        | \$ 1,863.68         | \$ 199.68  | \$ -   | \$ 184.62                               | \$ 384.30                                   | \$ 69.36   | \$ 22.20   | \$ 292.74                                     |
| Gunn, Marylou & Bonnie Marie Kelley  | 53-04-36-303-097.000-011 |        | 1A              | N  | \$ 117,700             | \$ 84,305                            | \$ 33,395         | \$ 1.7781                             | \$ 2.4986                | \$ 266.40          | \$ 271.73           | \$ -   | \$ -   | \$ 5.33                                 | \$ 5.33                                     | \$ 69.36   | \$ 22.20   | \$ (86.23)                                    |
| Smith, Walter D & Smith, Sandra L  | 53-04-36-303-098.000-011 |        | 1A              | N  | \$ 160,000             | \$ 85,250                            | \$ 74,750         | \$ 1.7781                             | \$ 2.4986                | \$ 1,278.88        | \$ 1,792.00         | \$ 192.00  | \$ -   | \$ 321.12                               | \$ 513.12                                   | \$ 69.36   | \$ 22.20   | \$ 421.56                                     |
| Stoll, Darrell W & Betty J   | 53-04-36-303-053.000-011 |        | 1A              | N  | \$ 136,000             | \$ 79,850                            | \$ 56,150         | \$ 1.7781                             | \$ 2.4986                | \$ 960.64          | \$ 1,511.91         | \$ 161.99  | \$ -   | \$ 389.28                               | \$ 551.27                                   | \$ 69.36   | \$ 22.20   | \$ 459.71                                     |
| Board Of Commissioners Monroe County, The  | 53-04-25-300-013.000-011 |        | 1A              | N  | \$ -                   | \$ -                                 | \$ -              | \$ 1.7781                             | \$ 2.4986                | \$ -               | \$ -                | \$ -   | \$ -   | \$ -                                    | \$ -  | \$ -   | \$ -   | \$ -  |
| State Of Indiana   | 53-04-36-303-001.000-011 |        | 1A              | N  | \$ -                   | \$ -                                 | \$ -              | \$ 1.7781                             | \$ 2.4986                | \$ -               | \$ -                | \$ -   | \$ -   | \$ -                                    | \$ -  | \$ -   | \$ -   | \$ -  |
| Acevedo-Echeverria, Elsa J   | 53-04-36-303-106.000-011 |        | 1A              | N  | \$ 111,600             | \$ 68,310                            | \$ 43,290         | \$ 1.7781                             | \$ 2.4986                | \$ 740.64          | \$ 1,165.65         | \$ 124.90  | \$ -   | \$ 300.11                               | \$ 425.01                                   | \$ 69.36   | \$ 22.20   | \$ 333.45                                     |
| Malicoat, Doug Ray   | 53-04-36-301-005.000-011 |        | 1A              | N  | \$ 133,500             | \$ -                                 | \$ 133,500        | \$ 1.7781                             | \$ 2.4986                | \$ 2,373.76        | \$ 2,990.40         | \$ 320.40  | \$ -   | \$ 296.24                               | \$ 616.64                                   | \$ -   | \$ -   | \$ 616.64                                     |
| Nichols, Wayne D & Janet S   | 53-04-36-301-019.000-011 |        | 1A              | N  | \$ 129,500             | \$ -                                 | \$ 129,500        | \$ 1.7781                             | \$ 2.4986                | \$ 2,302.64        | \$ 2,939.89         | \$ 314.99  | \$ -   | \$ 322.26                               | \$ 637.25                                   | \$ 69.36   | \$ 22.20   | \$ 545.69                                     |
| McMillan, David R & Tamara J   | 53-04-36-303-046.000-011 |        | 1A              | N  | \$ 120,300             | \$ 83,800                            | \$ 36,500         | \$ 1.7781                             | \$ 2.4986                | \$ 624.48          | \$ 982.82           | \$ 105.30  | \$ -   | \$ 253.04                               | \$ 358.34                                   | \$ 69.36   | \$ 22.20   | \$ 266.78                                     |
| Van Arsdalen, Kenneth E Living Trust   | 53-04-36-303-095.000-011 |        | 1A              | N  | \$ 132,300             | \$ -                                 | \$ 132,300        | \$ 1.7781                             | \$ 2.4986                | \$ 2,352.44        | \$ 2,963.52         | \$ 317.52  | \$ -   | \$ 293.56                               | \$ 611.08                                   | \$ 69.36   | \$ 22.20   | \$ 519.52                                     |
| May, Dorothy   | 53-09-01-211-014.000-015 |        | 1A              | N  | \$ 148,100             | \$ 81,085                            | \$ 67,015         | \$ 1.5790                             | \$ 2.3198                | \$ 1,020.60        | \$ 1,679.33         | \$ 179.93  | \$ -   | \$ 478.80                               | \$ 658.73                                   | \$ 69.36   | \$ 22.20   | \$ 567.17                                     |
| PIC Industrial Park LLC  | 53-09-12-100-012.000-015 |        | 1A              | N  | \$ 676,600             | \$ -                                 | \$ 676,600        | \$ 1.5790                             | \$ 2.3198                | \$ 10,683.52       | \$ 17,579.18        | \$ 1,883.48  | \$ -   | \$ 5,012.18                             | \$ 6,895.66                                 | \$ -   | \$ -   | \$ 6,895.66                                   |
| Board Of Commissioners Monroe Co   | 53-09-12-100-019.000-015 |        | 1A              | N  | \$ -                   | \$ -                                 | \$ -              | \$ 1.5790                             | \$ 2.3198                | \$ -               | \$ -                | \$ -   | \$ -   | \$ -                                    | \$ -  | \$ -   | \$ -   | \$ -  |
| Clark, Edna M Trust  | 53-09-01-209-051.000-015 |        | 1A              | N  | \$ 162,600             | \$ 100,160                           | \$ 62,440         | \$ 1.5790                             | \$ 2.3198                | \$ 595.40          | \$ 607.31           | \$ -   | \$ -   | \$ 11.91                                | \$ 11.91                                    | \$ 69.36   | \$ 14.76   | \$ (72.21)                                    |
| Germann, Marissa & McGee, Samuel Trent   | 53-09-01-213-028.000-015 |        | 1A              | N  | \$ 151,000             | \$ 85,100                            | \$ 65,900         | \$ 1.5790                             | \$ 2.3198                | \$ 1,003.60        | \$ 1,651.39         | \$ 176.93  | \$ -   | \$ 470.86                               | \$ 647.79                                   | \$ 69.36   | \$ 22.20   | \$ 556.23                                     |
| Glickman, Sam  | 53-09-02-101-009.000-015 |        | 1A              | N  | \$ 264,800             | \$ -                                 | \$ 264,800        | \$ 1.5790                             | \$ 2.3198                | \$ 4,181.20        | \$ 6,264.68         | \$ 671.22  | \$ -   | \$ 1,412.27                             | \$ 2,083.48                                 | \$ 69.36   | \$ 22.20   | \$ 1,991.92                                   |



# City of Bloomington

## Area #1A: South-West Annexation Area - Tax Impacts Analysis

Note (1): This section shows the inc/(dec) in tax bills due to differences between township fire protection rates and the Monroe Fire Protection District fire rate

| Owner Name   | Parcel #                 | Waiver | Annexation Area | AG | 2020 Pay 2021 Gross AV | 2020 Pay 2021 Deductions /Exemptions | 2020 Pay 2021 NAV | Pre-Annex 2020 Pay 2021 Prop Tax Rate | Post-Annex Prop Tax Rate | Pre-Annex Tax Bill | Post-Annex Tax Bill | Net Tax Bill Increase Due Solely to AV Growth (12% - Aggregate over 4 years) | Net Tax Bill Increase Due to Difference Between Fire Rates (1) | Net Tax Bill Increase Due to Annexation | Total Post-Annexation Net Tax Bill Increase | Benefit 1 Yearly Sewer Bill Savings (@ 4000 Gal/Month) | Benefit 2 Yearly Fire Protection (Water Surcharge) Savings | Post-Annex Tax Bill Inc/(Dec) Net of Benefits |
|--|--------------------------|--------|-----------------|----|------------------------|--------------------------------------|-------------------|---------------------------------------|--------------------------|--------------------|---------------------|--|--|---|---|--|--|---|
| Daniel, Martha I   | 53-09-02-100-027.000-015 |        | 1A              | Y  | \$ 201,000             | \$ 67,575                            | \$ 133,425        | \$ 1.5790                             | \$ 2.3198                | \$ 1,534.82        | \$ 1,534.82         | \$ 1,800.73  | \$ -   | \$ -                                    | \$ 1,800.73                                 | \$ -   | \$ -   | \$ 1,800.73                                   |
| Board Of Commissioners Of Monroe Co                                  | 53-09-02-100-028.000-015 |        | 1A              | N  | \$ -                   | \$ -                                 | \$ -              | \$ 1.5790                             | \$ 2.3198                | \$ -               | \$ -                | \$ -   | \$ -   | \$ -                                    | \$ -  | \$ -   | \$ -   | \$ -  |
| Prado, Eusebio; Ramirez, Bertha Sihuas                               | 53-09-02-200-002.000-015 |        | 1A              | N  | \$ 167,100             | \$ 87,795                            | \$ 79,305         | \$ 1.5790                             | \$ 2.3198                | \$ 1,210.80        | \$ 1,992.30         | \$ 213.47  | \$ -   | \$ 568.03                               | \$ 781.50                                   | \$ 69.36   | \$ 22.20   | \$ 689.94                                     |
| State Of Indiana Dept Of National Resources                          | 53-09-12-300-053.000-015 |        | 1A              | N  | \$ -                   | \$ -                                 | \$ -              | \$ 1.5790                             | \$ 2.3198                | \$ -               | \$ -                | \$ -   | \$ -   | \$ -                                    | \$ -  | \$ -   | \$ -   | \$ -  |
| Reynolds, James D  | 53-09-01-302-017.000-015 |        | 1A              | N  | \$ 113,900             | \$ 71,065                            | \$ 42,835         | \$ 1.5790                             | \$ 2.3198                | \$ 652.34          | \$ 1,073.40         | \$ 115.00  | \$ -   | \$ 306.05                               | \$ 421.06                                   | \$ 69.36   | \$ 22.20   | \$ 329.50                                     |
| Wilder, Morning  | 53-09-01-300-021.000-015 |        | 1A              | N  | \$ 93,700              | \$ 65,045                            | \$ 28,655         | \$ 1.5790                             | \$ 2.3198                | \$ 436.40          | \$ 718.07           | \$ 76.94   | \$ -   | \$ 204.73                               | \$ 281.67                                   | \$ 69.36   | \$ 14.76   | \$ 197.55                                     |
| Freeman, Judy C  | 53-09-01-300-043.000-015 |        | 1A              | N  | \$ 126,200             | \$ 83,430                            | \$ 42,770         | \$ 1.5790                             | \$ 2.3198                | \$ 651.36          | \$ 664.39           | \$ -   | \$ -   | \$ 13.03                                | \$ 13.03                                    | \$ 69.36   | \$ 14.76   | \$ (71.09)                                    |
| State Of Indiana   | 53-09-02-200-003.000-015 |        | 1A              | N  | \$ -                   | \$ -                                 | \$ -              | \$ 1.5790                             | \$ 2.3198                | \$ -               | \$ -                | \$ -   | \$ -   | \$ -                                    | \$ -  | \$ -   | \$ -   | \$ -  |
| Walker, Patsy J  | 53-09-01-209-072.000-015 |        | 1A              | N  | \$ 124,600             | \$ 86,860                            | \$ 37,740         | \$ 1.5790                             | \$ 2.3198                | \$ 348.52          | \$ 355.49           | \$ -   | \$ -   | \$ 6.97                                 | \$ 6.97                                     | \$ 69.36   | \$ 14.76   | \$ (77.15)                                    |
| Staley, Jaymes B   | 53-09-12-201-043.000-015 |        | 1A              | N  | \$ 137,800             | \$ 80,480                            | \$ 57,320         | \$ 1.5790                             | \$ 2.3198                | \$ 872.94          | \$ 1,436.37         | \$ 153.89  | \$ -   | \$ 409.55                               | \$ 563.43                                   | \$ 69.36   | \$ 14.76   | \$ 479.31                                     |
| Staley, Jaymes B   | 53-09-12-200-017.000-015 |        | 1A              | N  | \$ 1,400               | \$ -                                 | \$ 1,400          | \$ 1.5790                             | \$ 2.3198                | \$ 22.11           | \$ 36.37            | \$ 3.90  | \$ -   | \$ 10.37                                | \$ 14.26                                    | \$ -   | \$ -   | \$ 14.26                                      |
| Phillips, Jordan Michael   | 53-09-01-211-012.000-015 |        | 1A              | N  | \$ 162,500             | \$ 101,605                           | \$ 60,895         | \$ 1.5790                             | \$ 2.3198                | \$ 927.38          | \$ 1,525.95         | \$ 163.49  | \$ -   | \$ 435.08                               | \$ 598.57                                   | \$ 69.36   | \$ 14.76   | \$ 514.45                                     |
| Union Savings Bank   | 53-09-12-100-006.000-015 |        | 1A              | N  | \$ 332,300             | \$ -                                 | \$ 332,300        | \$ 1.5790                             | \$ 2.3198                | \$ 5,247.02        | \$ 8,633.70         | \$ 925.04  | \$ -   | \$ 2,461.64                             | \$ 3,386.68                                 | \$ 69.36   | \$ 22.20   | \$ 3,295.12                                   |
| Marquez, Carmen  | 53-09-02-300-069.000-015 | 1959   | 1A              | N  | \$ 207,900             | \$ 105,015                           | \$ 102,885        | \$ 1.5790                             | \$ 2.3198                | \$ 1,566.86        | \$ 2,439.44         | \$ 261.37  | \$ -   | \$ 611.22                               | \$ 872.58                                   | \$ 69.36   | \$ 22.20   | \$ 781.02                                     |
| AMH 2014-3 Borrower LLC  | 53-09-02-300-052.000-015 | 1862   | 1A              | N  | \$ 150,600             | \$ -                                 | \$ 150,600        | \$ 1.5790                             | \$ 2.3198                | \$ 2,377.96        | \$ 3,535.87         | \$ 378.84  | \$ -   | \$ 779.07                               | \$ 1,157.91                                 | \$ 69.36   | \$ 22.20   | \$ 1,066.35                                   |
| Moore, Jeremy A  | 53-09-02-300-043.000-015 | 1804   | 1A              | N  | \$ 164,900             | \$ 89,965                            | \$ 74,935         | \$ 1.5790                             | \$ 2.3198                | \$ 1,141.20        | \$ 1,877.79         | \$ 201.19  | \$ -   | \$ 535.40                               | \$ 736.59                                   | \$ 69.36   | \$ 22.20   | \$ 645.03                                     |
| Karas, Daniel J  | 53-09-02-300-020.000-015 | 1733   | 1A              | N  | \$ 161,800             | \$ 88,880                            | \$ 72,920         | \$ 1.5790                             | \$ 2.3198                | \$ 1,110.52        | \$ 1,827.29         | \$ 195.77  | \$ -   | \$ 521.00                               | \$ 716.77                                   | \$ -   | \$ -   | \$ 716.77                                     |
| Leffel, Joseph Kemmel II   | 53-09-02-300-068.000-015 | 1964   | 1A              | N  | \$ 156,800             | \$ 87,130                            | \$ 69,670         | \$ 1.5790                             | \$ 2.3198                | \$ 1,061.02        | \$ 1,745.84         | \$ 187.05  | \$ -   | \$ 497.78                               | \$ 684.82                                   | \$ 69.36   | \$ 22.20   | \$ 593.26                                     |
| Bergonzi, Joelene Ann; Gross, David Ray                              | 53-09-02-300-042.000-015 | 1817   | 1A              | N  | \$ 174,700             | \$ 93,395                            | \$ 81,305         | \$ 1.5790                             | \$ 2.3198                | \$ 1,238.22        | \$ 2,037.43         | \$ 218.30  | \$ -   | \$ 580.91                               | \$ 799.21                                   | \$ 69.36   | \$ 22.20   | \$ 707.65                                     |
| Madera, Jose G & Maria R   | 53-09-02-300-032.000-015 | 1818   | 1A              | N  | \$ 169,000             | \$ 88,400                            | \$ 80,600         | \$ 1.5790                             | \$ 2.3198                | \$ 1,227.48        | \$ 1,979.73         | \$ 212.11  | \$ -   | \$ 540.14                               | \$ 725.25                                   | \$ 69.36   | \$ 22.20   | \$ 660.69                                     |
| Branam, Sheree E   | 53-09-02-300-075.000-015 | 1991   | 1A              | N  | \$ 203,100             | \$ 103,335                           | \$ 99,765         | \$ 1.5790                             | \$ 2.3198                | \$ 1,519.36        | \$ 2,382.33         | \$ 255.25  | \$ -   | \$ 607.71                               | \$ 862.97                                   | \$ 69.36   | \$ 22.20   | \$ 771.41                                     |
| English, Don William Sr & Donna G                                    | 53-09-02-300-030.000-015 | 1803   | 1A              | N  | \$ 182,100             | \$ 95,985                            | \$ 86,115         | \$ 1.5790                             | \$ 2.3198                | \$ 1,311.48        | \$ 2,132.40         | \$ 228.48  | \$ -   | \$ 592.45                               | \$ 820.92                                   | \$ 69.36   | \$ 22.20   | \$ 729.36                                     |
| Scott, Carey   | 53-09-02-300-018.000-015 | 1870   | 1A              | N  | \$ 174,800             | \$ 93,430                            | \$ 81,370         | \$ 1.5790                             | \$ 2.3198                | \$ 1,239.20        | \$ 2,039.04         | \$ 218.46  | \$ -   | \$ 581.38                               | \$ 799.84                                   | \$ 69.36   | \$ 22.20   | \$ 708.28                                     |
| Blair, Jennifer A  | 53-09-02-300-056.000-015 | 1751   | 1A              | N  | \$ 155,400             | \$ 86,640                            | \$ 68,760         | \$ 1.5790                             | \$ 2.3198                | \$ 1,047.16        | \$ 1,723.05         | \$ 184.61  | \$ -   | \$ 491.28                               | \$ 675.89                                   | \$ 69.36   | \$ 22.20   | \$ 584.33                                     |
| Wampler, Heidi Rochel & Giles, Kyle Ray                              | 53-09-02-300-016.000-015 | 1697   | 1A              | N  | \$ 190,100             | \$ 95,785                            | \$ 94,315         | \$ 1.5790                             | \$ 2.3198                | \$ 1,436.36        | \$ 2,230.85         | \$ 239.02  | \$ -   | \$ 555.47                               | \$ 794.49                                   | \$ 69.36   | \$ 22.20   | \$ 702.93                                     |
| Cuadra, Ignacio Jr & Melissa   | 53-09-02-300-009.000-015 | 1809   | 1A              | N  | \$ 175,700             | \$ 93,745                            | \$ 81,955         | \$ 1.5790                             | \$ 2.3198                | \$ 1,248.12        | \$ 2,053.73         | \$ 220.05  | \$ -   | \$ 585.56                               | \$ 805.61                                   | \$ 69.36   | \$ 22.20   | \$ 714.05                                     |
| Wilson, Brandon  | 53-09-02-300-035.000-015 | 1990   | 1A              | N  | \$ 211,900             | \$ -                                 | \$ 211,900        | \$ 1.5790                             | \$ 2.3198                | \$ 3,345.90        | \$ 4,975.11         | \$ 533.05  | \$ -   | \$ 1,096.16                             | \$ 1,629.21                                 | \$ 69.36   | \$ 22.20   | \$ 1,537.65                                   |
| Winn, Matthew Ryan & Marla Marie                                     | 53-09-02-300-012.000-015 | 1751   | 1A              | N  | \$ 233,400             | \$ 113,730                           | \$ 119,670        | \$ 1.5790                             | \$ 2.3198                | \$ 1,822.48        | \$ 2,736.42         | \$ 293.18  | \$ -   | \$ 620.76                               | \$ 913.94                                   | \$ 69.36   | \$ 22.20   | \$ 822.38                                     |
| Hughes, Daniel & Cynthia   | 53-09-02-300-037.000-015 | 1854   | 1A              | N  | \$ 260,500             | \$ 123,250                           | \$ 137,250        | \$ 1.5790                             | \$ 2.3198                | \$ 2,090.22        | \$ 3,060.03         | \$ 327.86  | \$ -   | \$ 641.95                               | \$ 969.81                                   | \$ 69.36   | \$ 22.20   | \$ 878.25                                     |
| Crouch, Gregory L  | 53-09-02-300-057.000-015 | 1756   | 1A              | N  | \$ 180,000             | \$ 95,250                            | \$ 84,750         | \$ 1.5790                             | \$ 2.3198                | \$ 1,290.68        | \$ 2,107.41         | \$ 225.79  | \$ -   | \$ 590.93                               | \$ 816.73                                   | \$ 69.36   | \$ 22.20   | \$ 725.17                                     |
| Quick, Rachel Ann  | 53-09-02-300-010.000-015 | 1849   | 1A              | N  | \$ 167,800             | \$ 87,980                            | \$ 79,820         | \$ 1.5790                             | \$ 2.3198                | \$ 1,215.60        | \$ 1,965.44         | \$ 210.58  | \$ -   | \$ 539.27                               | \$ 749.84                                   | \$ 69.36   | \$ 22.20   | \$ 658.28                                     |
| Hughey, Julie A & Carol M  | 53-09-02-300-063.000-015 | 1933   | 1A              | N  | \$ 204,100             | \$ 103,685                           | \$ 100,415        | \$ 1.5790                             | \$ 2.3198                | \$ 1,529.24        | \$ 2,394.23         | \$ 256.53  | \$ -   | \$ 608.46                               | \$ 864.99                                   | \$ 69.36   | \$ 22.20   | \$ 773.43                                     |
| Pierson, Joel A & Dana D   | 53-09-02-300-019.000-015 | 1755   | 1A              | N  | \$ 214,900             | \$ 107,465                           | \$ 107,435        | \$ 1.5790                             | \$ 2.3198                | \$ 1,636.16        | \$ 2,522.75         | \$ 270.29  | \$ -   | \$ 616.30                               | \$ 886.59                                   | \$ 69.36   | \$ 22.20   | \$ 795.03                                     |
| Ajab, Mohamed S  | 53-09-02-300-050.000-015 | 1932   | 1A              | N  | \$ 204,100             | \$ 103,685                           | \$ 100,415        | \$ 1.5790                             | \$ 2.3198                | \$ 1,529.24        | \$ 2,394.23         | \$ 256.53  | \$ -   | \$ 608.46                               | \$ 864.99                                   | \$ 69.36   | \$ 22.20   | \$ 773.43                                     |
| Shearin, Jeremy C  | 53-09-02-300-031.000-015 |        | 1A              | N  | \$ 177,300             | \$ 94,305                            | \$ 82,995         | \$ 1.5790                             | \$ 2.3198                | \$ 1,263.96        | \$ 2,075.27         | \$ 222.34  | \$ -   | \$ 588.96                               | \$ 811.31                                   | \$ 69.36   | \$ 22.20   | \$ 719.75                                     |
| Nardine, Michael & Laurel  | 53-09-02-300-051.000-015 | 1861   | 1A              | N  | \$ 162,500             | \$ 86,125                            | \$ 76,375         | \$ 1.5790                             | \$ 2.3198                | \$ 1,163.12        | \$ 1,902.38         | \$ 203.83  | \$ -   | \$ 535.43                               | \$ 739.26                                   | \$ 69.36   | \$ 22.20   | \$ 647.70                                     |
| Brock, David A   | 53-09-02-300-021.000-015 | 1860   | 1A              | N  | \$ 174,600             | \$ 93,360                            | \$ 81,240         | \$ 1.5790                             | \$ 2.3198                | \$ 1,237.24        | \$ 2,035.80         | \$ 218.13  | \$ -   | \$ 580.44                               | \$ 798.56                                   | \$ 69.36   | \$ 22.20   | \$ 707.00                                     |
| Miller, Kathleen E   | 53-09-02-300-067.000-015 |        | 1A              | N  | \$ 171,400             | \$ 92,240                            | \$ 79,160         | \$ 1.5790                             | \$ 2.3198                | \$ 1,205.56        | \$ 1,983.66         | \$ 212.53  | \$ -   | \$ 565.57                               | \$ 778.10                                   | \$ 69.36   | \$ 22.20   | \$ 686.54                                     |
| Wright, Michelle L   | 53-09-02-300-066.000-015 | 1789   | 1A              | N  | \$ 161,800             | \$ 88,880                            | \$ 72,920         | \$ 1.5790                             | \$ 2.3198                | \$ 1,110.52        | \$ 1,827.29         | \$ 195.77  | \$ -   | \$ 521.00                               | \$ 716.77                                   | \$ 69.36   | \$ 22.20   | \$ 625.21                                     |
| Misiewicz, Lukasz  | 53-09-02-300-098.000-015 | 1913   | 1A              | N  | \$ 167,800             | \$ 90,980                            | \$ 76,820         | \$ 1.5790                             | \$ 2.3198                | \$ 1,169.92        | \$ 1,925.02         | \$ 206.24  | \$ -   | \$ 548.85                               | \$ 755.10                                   | \$ 69.36   | \$ 22.20   | \$ 663.54                                     |
| Goodwin, Joseph F & Joyce M  | 53-09-02-200-185.000-015 | 1997   | 1A              | N  | \$ 227,200             | \$ 136,730                           | \$ 90,470         | \$ 1.5790                             | \$ 2.3198                | \$ 1,377.80        | \$ 2,267.08         | \$ 242.89  | \$ -   | \$ 646.38                               | \$ 889.28                                   | \$ 69.36   | \$ 22.20   | \$ 797.72                                     |
| Roberts, Catherine & William Jr & Shields, Kathy A & Wilson, Becky J | 53-09-01-209-048.000-015 | 1778   | 1A              | N  | \$ 144,400             | \$ 79,790                            | \$ 64,610         | \$ 1.5790                             | \$ 2.3198                | \$ 983.96          | \$ 1,619.06         | \$ 173.47  | \$ -   | \$ 461.63                               | \$ 635.10                                   | \$ 69.36   | \$ 14.76   | \$ 550.98                                     |
| Barnett, Barbara K (Zmarly) w life estate Zmarly, Irene V            | 53-09-01-210-012.000-015 |        | 1A              | N  | \$ 140,000             | \$ 92,250                            | \$ 47,750         | \$ 1.5790                             | \$ 2.3198                | \$ 436.16          | \$ 444.88           | \$ -   | \$ -   | \$ 8.72                                 | \$ 8.72                                     | \$ 69.36   | \$ 14.76   | \$ (75.40)                                    |
| Giddens, Chad C & Molly M  | 53-09-02-200-169.000-015 |        | 1A              | N  | \$ 175,400             | \$ 93,640                            | \$ 81,760         | \$ 1.5790                             | \$ 2.3198                | \$ 1,245.14        | \$ 2,048.81         | \$ 219.51  | \$ -   | \$ 584.16                               | \$ 803.67                                   | \$ 69.36   | \$ 22.20   | \$ 712.11                                     |
| Stand, James & Ladonna   | 53-09-02-200-170.000-015 | 2010   | 1A              | N  | \$ 196,500             | \$ 98,025                            | \$ 98,475         | \$ 1.5790                             | \$ 2.3198                | \$ 1,499.70        | \$ 2,307.01         | \$ 247.18  | \$ -   | \$ 560.13                               | \$ 807.31                                   | \$ 69.36   | \$ 22.20   | \$ 715.75                                     |
| Myers, Tien H  | 53-09-02-200-172.000-015 | 1982   | 1A              | N  | \$ 269,000             | \$ 123,225                           | \$ 145,775        | \$ 1.5790                             | \$ 2.3198                | \$ 2,220.32        | \$ 3,176.88         | \$ 340.38  | \$ -   | \$ 616.18                               | \$ 956.56                                   | \$ 69.36   | \$ 22.20   | \$ 865.00                                     |
| Wilson, Stephen Rob & Barbara L                                      | 53-09-02-200-180.000-015 | 1974   | 1A              | N  | \$ 229,700             | \$ 112,645                           | \$ 117,055        | \$ 1.5790                             | \$ 2.3198                | \$ 1,782.66        | \$ 2,698.90         | \$ 289.18  | \$ -   | \$ 627.06                               | \$ 916.24                                   | \$ 69.36   | \$ 22.20   | \$ 824.68                                     |
| Blando, Kate & Joseph Adrian   | 53-09-02-300-087.000-015 | 1895   | 1A              | N  | \$ 214,600             | \$ 107,360                           | \$ 107,240        | \$ 1.5790                             | \$ 2.3198                | \$ 1,633.20        | \$ 2,519.19         | \$ 269.92  | \$ -   | \$ 616.07                               | \$ 885.99                                   | \$ 69.36   | \$ 22.20   | \$ 794.43                                     |
| Thackery, Ross   | 53-09-01-213-010.000-015 |        | 1A              | N  | \$ 101,100             | \$ -                                 | \$ 101,100        | \$ 1.5790                             | \$ 2.3198                | \$ 1,596.36        | \$ 2,373.68         | \$ 254.32  | \$ -   | \$ 523.00                               | \$ 777.32                                   | \$ 69.36   | \$ 22.20   | \$ 685.76                                     |

# City of Bloomington

## Area #1A: South-West Annexation Area - Tax Impacts Analysis

Note (1): This section shows the inc/(dec) in tax bills due to differences between township fire protection rates and the Monroe Fire Protection District fire rate

| Owner Name   | Parcel #                 | Waiver | Annexation Area | AG | 2020 Pay 2021 Gross AV | 2020 Pay 2021 Deductions /Exemptions | 2020 Pay 2021 NAV | Pre-Annex 2020 Pay 2021 Prop Tax Rate | Post-Annex Prop Tax Rate | Pre-Annex Tax Bill | Post-Annex Tax Bill | Net Tax Bill Increase Due Solely to AV Growth (12% - Aggregate over 4 years) | Net Tax Bill Increase Due to Difference Between Fire Rates (1) | Net Tax Bill Increase Due to Annexation | Total Post-Annexation Net Tax Bill Increase | Benefit 1 Yearly Sewer Bill Savings (@ 4000 Gal/Month) | Benefit 2 Yearly Fire Protection (Water Surcharge) Savings | Post-Annex Tax Bill Inc/(Dec) Net of Benefits |
|--|--------------------------|--------|-----------------|----|------------------------|--------------------------------------|-------------------|---------------------------------------|--------------------------|--------------------|---------------------|--|--|---|---|--|--|---|
| Health Care REIT Inc   | 53-09-02-200-008.000-015 | 2323   | 1A              | N  | \$ 13,497,100          | \$ -                                 | \$ 13,497,100     | \$ 1.5790                             | \$ 2.3198                | \$ 213,119.20      | \$ 316,892.47       | \$ 33,952.76   | \$ -   | \$ 69,820.51                            | \$ 103,773.27                               | \$ 69.36   | \$ 279.24  | \$ 103,424.67                                 |
| Saks, Jack M. & Linda Carlene  | 53-09-01-302-016.000-015 |        | 1A              | N  | \$ 112,100             | \$ 85,485                            | \$ 26,615         | \$ 1.5790                             | \$ 2.3198                | \$ 216.36          | \$ 220.69           | \$ -   | \$ 4.33  | \$ 69.36                                | \$ 69.36                                    | \$ -   | \$ 22.20   | \$ (87.23)                                    |
| LTRG1349 LLC   | 53-09-01-213-024.000-015 |        | 1A              | N  | \$ 118,600             | \$ -                                 | \$ 118,600        | \$ 1.5790                             | \$ 2.3198                | \$ 1,872.68        | \$ 2,788.31         | \$ 298.75  | \$ -   | \$ 616.88                               | \$ 915.63                                   | \$ 69.36   | \$ 14.76   | \$ 831.51                                     |
| Bryant, Steven Ross & Hites, Veronica Lin  | 53-09-01-213-042.000-015 |        | 1A              | N  | \$ 157,300             | \$ 87,060                            | \$ 70,240         | \$ 1.5790                             | \$ 2.3198                | \$ 1,069.70        | \$ 1,760.14         | \$ 188.59  | \$ -   | \$ 501.85                               | \$ 690.44                                   | \$ 69.36   | \$ 14.76   | \$ 606.32                                     |
| Helton, Daniel K & Elizabeth A   | 53-09-01-301-004.000-015 | 1267   | 1A              | N  | \$ 144,200             | \$ -                                 | \$ 144,200        | \$ 1.5790                             | \$ 2.3198                | \$ 2,276.92        | \$ 3,388.11         | \$ 363.01  | \$ -   | \$ 748.18                               | \$ 1,111.19                                 | \$ -   | \$ -   | \$ 1,111.19                                   |
| Helton, Daniel K & Elizabeth A   | 53-09-01-301-001.000-015 | 1267   | 1A              | N  | \$ 141,800             | \$ -                                 | \$ 141,800        | \$ 1.5790                             | \$ 2.3198                | \$ 2,239.02        | \$ 3,329.26         | \$ 356.71  | \$ -   | \$ 733.53                               | \$ 1,090.24                                 | \$ -   | \$ -   | \$ 1,090.24                                   |
| Jordan River Homes, LLC  | 53-09-01-301-011.000-015 | 1267   | 1A              | N  | \$ 141,700             | \$ -                                 | \$ 141,700        | \$ 1.5790                             | \$ 2.3198                | \$ 2,237.44        | \$ 3,326.91         | \$ 356.45  | \$ -   | \$ 733.02                               | \$ 1,089.47                                 | \$ -   | \$ -   | \$ 1,089.47                                   |
| Jordan River Homes, LLC  | 53-09-01-301-010.000-015 | 1267   | 1A              | N  | \$ 151,400             | \$ -                                 | \$ 151,400        | \$ 1.5790                             | \$ 2.3198                | \$ 2,390.60        | \$ 3,554.65         | \$ 380.86  | \$ -   | \$ 783.20                               | \$ 1,164.05                                 | \$ -   | \$ -   | \$ 1,164.05                                   |
| Jordan River Homes, LLC  | 53-09-01-301-002.000-015 | 1267   | 1A              | N  | \$ 152,000             | \$ -                                 | \$ 152,000        | \$ 1.5790                             | \$ 2.3198                | \$ 2,400.08        | \$ 3,568.74         | \$ 382.37  | \$ -   | \$ 786.30                               | \$ 1,168.66                                 | \$ -   | \$ -   | \$ 1,168.66                                   |
| Jordan River Homes, LLC  | 53-09-01-301-005.000-015 | 1267   | 1A              | N  | \$ 152,200             | \$ -                                 | \$ 152,200        | \$ 1.5790                             | \$ 2.3198                | \$ 2,403.24        | \$ 3,573.44         | \$ 382.87  | \$ -   | \$ 787.33                               | \$ 1,170.20                                 | \$ -   | \$ -   | \$ 1,170.20                                   |
| Davis, Bruce O   | 53-09-02-101-003.000-015 |        | 1A              | N  | \$ 213,300             | \$ 106,905                           | \$ 106,395        | \$ 1.5790                             | \$ 2.3198                | \$ 1,620.32        | \$ 2,503.70         | \$ 268.25  | \$ -   | \$ 615.14                               | \$ 883.38                                   | \$ 69.36   | \$ 22.20   | \$ 791.82                                     |
| Abbott, John S   | 53-04-36-303-020.000-011 |        | 1A              | N  | \$ 196,800             | \$ 137,090                           | \$ 59,710         | \$ 1.7781                             | \$ 2.4986                | \$ 1,021.56        | \$ 1,607.77         | \$ 172.26  | \$ -   | \$ 413.95                               | \$ 586.21                                   | \$ 69.36   | \$ 22.20   | \$ 494.65                                     |
| Foley, Phillip D & Connie J  | 53-04-36-303-074.000-011 |        | 1A              | N  | \$ 127,300             | \$ 90,525                            | \$ 36,775         | \$ 1.7781                             | \$ 2.4986                | \$ 317.04          | \$ 323.38           | \$ -   | \$ -   | \$ 6.34                                 | \$ 6.34                                     | \$ 69.36   | \$ 22.20   | \$ (85.22)                                    |
| Carmichael, Velma R.   | 53-04-36-303-055.000-011 | 2461   | 1A              | N  | \$ 104,600             | \$ 82,860                            | \$ 21,740         | \$ 1.7781                             | \$ 2.4986                | \$ 347.70          | \$ 354.65           | \$ -   | \$ -   | \$ 6.95                                 | \$ 6.95                                     | \$ 69.36   | \$ 22.20   | \$ (84.61)                                    |
| Roath, Jeremy D  | 53-04-36-303-104.000-011 |        | 1A              | N  | \$ 143,200             | \$ 78,240                            | \$ 64,960         | \$ 1.7781                             | \$ 2.4986                | \$ 1,117.28        | \$ 1,717.94         | \$ 184.06  | \$ -   | \$ 416.60                               | \$ 600.66                                   | \$ 69.36   | \$ 22.20   | \$ 509.10                                     |
| Wells, Gavin L   | 53-04-36-302-009.000-011 | 2460   | 1A              | N  | \$ 98,600              | \$ -                                 | \$ 98,600         | \$ 1.7781                             | \$ 2.4986                | \$ 1,753.20        | \$ 2,238.80         | \$ 239.87  | \$ -   | \$ 245.73                               | \$ 485.60                                   | \$ 69.36   | \$ 22.20   | \$ 394.04                                     |
| Board Of Commissioners Monroe County, The  | 53-04-36-302-025.000-011 |        | 1A              | N  | \$ -                   | \$ -                                 | \$ -              | \$ 1.7781                             | \$ 2.4986                | \$ -               | \$ -                | \$ -   | \$ -   | \$ -                                    | \$ -  | \$ -   | \$ -   | \$ -  |
| Strickler, Kevin B & Beckman, Joyce A  | 53-04-36-303-058.000-011 |        | 1A              | N  | \$ 141,200             | \$ 81,670                            | \$ 59,530         | \$ 1.7781                             | \$ 2.4986                | \$ 1,018.48        | \$ 1,581.45         | \$ 169.45  | \$ -   | \$ 393.52                               | \$ 562.97                                   | \$ 69.36   | \$ 22.20   | \$ 471.41                                     |
| Easterling, Darlene N  | 53-04-36-301-013.000-011 |        | 1A              | N  | \$ 109,100             | \$ 70,435                            | \$ 38,665         | \$ 1.7781                             | \$ 2.4986                | \$ 661.50          | \$ 1,041.11         | \$ 111.55  | \$ -   | \$ 268.06                               | \$ 379.61                                   | \$ 69.36   | \$ 22.20   | \$ 288.05                                     |
| Harrell, John R. & Martha J.   | 53-04-36-303-083.000-011 |        | 1A              | N  | \$ 108,500             | \$ 67,225                            | \$ 41,275         | \$ 1.7781                             | \$ 2.4986                | \$ 706.16          | \$ 1,111.38         | \$ 119.08  | \$ -   | \$ 286.14                               | \$ 405.22                                   | \$ 69.36   | \$ 22.20   | \$ 313.66                                     |
| Harrington, Carl E & Rita J  | 53-04-36-303-008.000-011 |        | 1A              | N  | \$ 184,200             | \$ 135,680                           | \$ 48,520         | \$ 1.7781                             | \$ 2.4986                | \$ 830.10          | \$ 1,306.45         | \$ 139.97  | \$ -   | \$ 336.38                               | \$ 476.35                                   | \$ 69.36   | \$ 22.20   | \$ 384.79                                     |
| LaSota, Mildred W & Shipley, Vicki Ann   | 53-04-36-303-069.000-011 |        | 1A              | N  | \$ 139,100             | \$ 94,935                            | \$ 44,165         | \$ 1.7781                             | \$ 2.4986                | \$ 608.28          | \$ 620.45           | \$ -   | \$ -   | \$ 12.17                                | \$ 12.17                                    | \$ 69.36   | \$ 22.20   | \$ (79.39)                                    |
| Brown, Karen S   | 53-04-36-302-027.000-011 |        | 1A              | N  | \$ 123,700             | \$ 75,545                            | \$ 48,155         | \$ 1.7781                             | \$ 2.4986                | \$ 823.86          | \$ 1,296.65         | \$ 138.94  | \$ -   | \$ 333.86                               | \$ 472.79                                   | \$ 69.36   | \$ 22.20   | \$ 381.23                                     |
| Kimble, Royce L & Gena M   | 53-04-35-300-024.000-011 | 2117   | 1A              | N  | \$ 136,900             | \$ 73,245                            | \$ 63,655         | \$ 1.7781                             | \$ 2.4986                | \$ 1,096.58        | \$ 1,721.28         | \$ 184.43  | \$ -   | \$ 440.27                               | \$ 624.70                                   | \$ -   | \$ -   | \$ 624.70                                     |
| Davidson, Kenneth R & Davidson, John S & Chesnut, Janice & L / E Elizabeth David | 53-04-36-303-078.000-011 |        | 1A              | N  | \$ 147,600             | \$ 94,910                            | \$ 52,690         | \$ 1.7781                             | \$ 2.4986                | \$ 614.16          | \$ 626.44           | \$ -   | \$ -   | \$ 12.28                                | \$ 12.28                                    | \$ 69.36   | \$ 22.20   | \$ (79.28)                                    |
| Martin, Jan E  | 53-04-36-301-010.000-011 |        | 1A              | N  | \$ 154,700             | \$ 86,395                            | \$ 68,305         | \$ 1.7781                             | \$ 2.4986                | \$ 1,168.60        | \$ 1,732.65         | \$ 185.65  | \$ -   | \$ 378.40                               | \$ 564.05                                   | \$ 69.36   | \$ 22.20   | \$ 472.49                                     |
| Baxter Healthcare Corporation  | 53-09-01-100-019.000-015 |        | 1A              | N  | \$ 97,200              | \$ -                                 | \$ 97,200         | \$ 1.5790                             | \$ 2.3198                | \$ 1,534.80        | \$ 2,525.42         | \$ 270.58  | \$ -   | \$ 720.04                               | \$ 990.62                                   | \$ -   | \$ -   | \$ 990.62                                     |
| Fox, Tracy E & Joanna M  | 53-09-01-209-039.000-015 |        | 1A              | N  | \$ 132,600             | \$ 117,445                           | \$ 15,155         | \$ 1.5790                             | \$ 2.3198                | \$ 230.80          | \$ 379.77           | \$ 40.70   | \$ -   | \$ 108.28                               | \$ 148.97                                   | \$ 69.36   | \$ 14.76   | \$ 64.85                                      |
| Elliott, Darla S & Tony W Elliott  | 53-09-01-213-039.000-015 |        | 1A              | N  | \$ 124,500             | \$ 75,825                            | \$ 48,675         | \$ 1.5790                             | \$ 2.3198                | \$ 741.28          | \$ 1,219.75         | \$ 130.69  | \$ -   | \$ 347.78                               | \$ 478.47                                   | \$ 69.36   | \$ 14.76   | \$ 394.35                                     |
| Board Of Commissioners Monroe County, The  | 53-09-01-100-003.000-015 |        | 1A              | N  | \$ -                   | \$ -                                 | \$ -              | \$ 1.5790                             | \$ 2.3198                | \$ -               | \$ -                | \$ -   | \$ -   | \$ -                                    | \$ -  | \$ -   | \$ -   | \$ -  |
| Parker, Christopher A  | 53-09-01-212-018.000-015 |        | 1A              | N  | \$ 141,300             | \$ 81,705                            | \$ 59,595         | \$ 1.5790                             | \$ 2.3198                | \$ 422.76          | \$ 1,493.38         | \$ 160.00  | \$ -   | \$ 910.62                               | \$ 1,070.62                                 | \$ 69.36   | \$ 22.20   | \$ 979.06                                     |
| State Of Indiana   | 53-09-02-100-003.000-015 |        | 1A              | N  | \$ -                   | \$ -                                 | \$ -              | \$ 1.5790                             | \$ 2.3198                | \$ -               | \$ -                | \$ -   | \$ -   | \$ -                                    | \$ -  | \$ -   | \$ -   | \$ -  |
| McKinley, Brian & Csilla   | 53-09-01-302-011.000-015 |        | 1A              | N  | \$ 128,200             | \$ 77,120                            | \$ 51,080         | \$ 1.5790                             | \$ 2.3198                | \$ 777.92          | \$ 1,280.03         | \$ 137.15  | \$ -   | \$ 364.95                               | \$ 502.11                                   | \$ 69.36   | \$ 22.20   | \$ 410.55                                     |
| 2450 Curry LLC   | 53-09-12-300-023.000-015 |        | 1A              | N  | \$ 520,400             | \$ -                                 | \$ 520,400        | \$ 1.5790                             | \$ 2.3198                | \$ 8,217.12        | \$ 13,520.85        | \$ 1,448.66  | \$ -   | \$ 3,855.07                             | \$ 5,303.73                                 | \$ -   | \$ -   | \$ 5,303.73                                   |
| Burke, Henry C JR  | 53-09-01-209-050.000-015 |        | 1A              | N  | \$ 135,600             | \$ 79,710                            | \$ 55,890         | \$ 1.5790                             | \$ 2.3198                | \$ 851.16          | \$ 1,400.55         | \$ 150.06  | \$ -   | \$ 399.33                               | \$ 549.39                                   | \$ 69.36   | \$ 22.20   | \$ 457.83                                     |
| Hawk, Donna K & Christopher W  | 53-09-01-209-002.000-015 |        | 1A              | N  | \$ 137,800             | \$ 91,480                            | \$ 46,320         | \$ 1.5790                             | \$ 2.3198                | \$ 400.40          | \$ 408.41           | \$ -   | \$ -   | \$ 8.01                                 | \$ 8.01                                     | \$ 69.36   | \$ 14.76   | \$ (76.11)                                    |
| Bunch, Pamela M & Ronald L   | 53-09-01-212-034.000-015 |        | 1A              | N  | \$ 123,300             | \$ 72,405                            | \$ 50,895         | \$ 1.5790                             | \$ 2.3198                | \$ 775.08          | \$ 1,275.37         | \$ 136.64  | \$ -   | \$ 363.65                               | \$ 500.29                                   | \$ 69.36   | \$ 14.76   | \$ 416.17                                     |
| Dowding, John  | 53-09-01-209-010.000-015 |        | 1A              | N  | \$ 158,500             | \$ 126,160                           | \$ 32,340         | \$ 1.5790                             | \$ 2.3198                | \$ 492.52          | \$ 810.42           | \$ 86.83   | \$ -   | \$ 231.06                               | \$ 317.90                                   | \$ 69.36   | \$ 14.76   | \$ 233.78                                     |
| Arthur, Robert F Sr & Mary E Trust W/I/e   | 53-09-12-201-008.000-015 |        | 1A              | N  | \$ 112,700             | \$ 82,695                            | \$ 30,005         | \$ 1.5790                             | \$ 2.3198                | \$ 387.56          | \$ 395.31           | \$ -   | \$ -   | \$ 7.75                                 | \$ 7.75                                     | \$ 69.36   | \$ 14.76   | \$ (76.37)                                    |
| State Of Indiana   | 53-01-70-521-013.000-016 |        | 1A              | N  | \$ -                   | \$ -                                 | \$ -              | \$ 2.1022                             | \$ 2.1028                | \$ -               | \$ -                | \$ -   | \$ -   | \$ -                                    | \$ -  | \$ -   | \$ -   | \$ -  |
| Clark, Lessel Leon   | 53-09-01-211-011.000-015 |        | 1A              | N  | \$ 142,500             | \$ 82,125                            | \$ 60,375         | \$ 1.5790                             | \$ 2.3198                | \$ 919.48          | \$ 1,512.94         | \$ 162.10  | \$ -   | \$ 431.36                               | \$ 593.46                                   | \$ 69.36   | \$ 14.76   | \$ 509.34                                     |
| Ketchem, Richard Wayne & Sandra E  | 53-09-01-209-034.000-015 |        | 1A              | N  | \$ 141,300             | \$ 120,665                           | \$ 20,635         | \$ 1.5790                             | \$ 2.3198                | \$ 293.48          | \$ 517.09           | \$ 55.40   | \$ -   | \$ 168.21                               | \$ 223.61                                   | \$ 69.36   | \$ 14.76   | \$ 139.49                                     |
| United Pentacostal Church Of Highland Village, Inc.                              | 53-09-01-100-007.000-015 |        | 1A              | N  | \$ 1,799,300           | \$ 1,799,300                         | \$ -              | \$ 1.5790                             | \$ 2.3198                | \$ -               | \$ -                | \$ -   | \$ -   | \$ -                                    | \$ -  | \$ -   | \$ -   | \$ -  |
| Summerville, Morris M & Tammy  | 53-09-01-212-020.000-015 | 2030   | 1A              | N  | \$ 201,000             | \$ 99,600                            | \$ 101,400        | \$ 1.5790                             | \$ 2.3198                | \$ 1,544.24        | \$ 2,360.57         | \$ 252.92  | \$ -   | \$ 563.41                               | \$ 816.33                                   | \$ 69.36   | \$ 22.20   | \$ 724.77                                     |
| McCormick, Patricia  | 53-09-01-212-033.000-015 |        | 1A              | N  | \$ 168,400             | \$ 105,190                           | \$ 63,210         | \$ 1.5790                             | \$ 2.3198                | \$ 860.90          | \$ 878.12           | \$ -   | \$ -   | \$ 17.22                                | \$ 17.22                                    | \$ 69.36   | \$ 22.20   | \$ (74.34)                                    |
| Chamberlain, Lafayette & Martha J  | 53-09-02-200-171.000-015 | 1935   | 1A              | N  | \$ 238,200             | \$ 115,620                           | \$ 122,580        | \$ 1.5790                             | \$ 2.3198                | \$ 1,866.80        | \$ 2,800.06         | \$ 300.01  | \$ -   | \$ 633.24                               | \$ 933.26                                   | \$ 69.36   | \$ 22.20   | \$ 841.70                                     |
| Carrera, Rafael & Arcelia  | 53-09-02-200-168.000-015 | 1958   | 1A              | N  | \$ 229,500             | \$ 112,575                           | \$ 116,925        | \$ 1.5790                             | \$ 2.3198                | \$ 1,780.68        | \$ 2,696.51         | \$ 288.91  | \$ -   | \$ 626.92                               | \$ 915.83                                   | \$ 69.36   | \$ 22.20   | \$ 824.27                                     |
| Maclean, Shawn   | 53-09-02-200-187.000-015 | 1936   | 1A              | N  | \$ 184,300             | \$ 96,755                            | \$ 87,545         | \$ 1.5790                             | \$ 2.3198                | \$ 1,333.24        | \$ 2,158.57         | \$ 231.27  | \$ -   | \$ 594.07                               | \$ 825.33                                   | \$ 69.36   | \$ 22.20   | \$ 733.77                                     |

# City of Bloomington

## Area #1A: South-West Annexation Area - Tax Impacts Analysis

Note (1): This section shows the inc/(dec) in tax bills due to differences between township fire protection rates and the Monroe Fire Protection District fire rate

| Owner Name                                 | Parcel #                 | Waiver | Annexation Area | AG | 2020 Pay 2021 Gross AV | 2020 Pay 2021 Deductions /Exemptions | 2020 Pay 2021 NAV | Pre-Annex 2020 Pay 2021 Prop Tax Rate | Post-Annex Prop Tax Rate | Pre-Annex Tax Bill | Post-Annex Tax Bill | Net Tax Bill Increase Due Solely to AV Growth (12% - Aggregate over 4 years) | Net Tax Bill Increase Due to Difference Between Fire Rates (1) | Net Tax Bill Increase Due to Annexation | Total Post-Annexation Net Tax Bill Increase | Benefit 1 Yearly Sewer Bill Savings (@ 4000 Gal/Month) | Benefit 2 Yearly Fire Protection (Water Surcharge) Savings | Post-Annex Tax Bill Inc/(Dec) Net of Benefits |
|--|--------------------------|--------|-----------------|----|------------------------|--------------------------------------|-------------------|---------------------------------------|--------------------------|--------------------|---------------------|--|--|---|---|--|--|---|
| Delp, Dana A & Jacqueline S                | 53-09-02-200-175.000-015 |        | 1A              | N  | \$ 192,500             | \$ 99,625                            | \$ 92,875         | \$ 1.5790                             | \$ 2.3198                | \$ 1,414.42        | \$ 2,256.17         | \$ 241.73  | \$ -   | \$ 600.02                               | \$ 841.75                                   | \$ 69.36   | \$ 22.20   | \$ 750.19                                     |
| Rabadi, Yazeed & Elizabeth Adams           | 53-09-02-200-186.000-015 | 1965   | 1A              | N  | \$ 239,800             | \$ 116,180                           | \$ 123,620        | \$ 1.5790                             | \$ 2.3198                | \$ 1,882.64        | \$ 2,819.08         | \$ 302.04  | \$ -   | \$ 634.41                               | \$ 936.44                                   | \$ 69.36   | \$ 22.20   | \$ 844.88                                     |
| Barman, Josh                               | 53-09-02-300-082.000-015 | 1937   | 1A              | N  | \$ 174,700             | \$ 118,355                           | \$ 56,345         | \$ 1.5790                             | \$ 2.3198                | \$ 858.10          | \$ 1,411.95         | \$ 151.27  | \$ -   | \$ 402.58                               | \$ 553.85                                   | \$ 69.36   | \$ 22.20   | \$ 462.29                                     |
| Gregory, Honey M                           | 53-09-02-300-079.000-015 | 1957   | 1A              | N  | \$ 199,200             | \$ 101,970                           | \$ 97,230         | \$ 1.5790                             | \$ 2.3198                | \$ 1,480.74        | \$ 2,335.92         | \$ 250.28  | \$ -   | \$ 604.89                               | \$ 855.18                                   | \$ 69.36   | \$ 22.20   | \$ 763.62                                     |
| Haug, Eric S                               | 53-09-02-300-073.000-015 | 1893   | 1A              | N  | \$ 178,700             | \$ 94,795                            | \$ 83,905         | \$ 1.5790                             | \$ 2.3198                | \$ 1,277.80        | \$ 2,091.95         | \$ 224.14  | \$ -   | \$ 590.00                               | \$ 814.15                                   | \$ 69.36   | \$ 22.20   | \$ 722.59                                     |
| Litz, Kevin & Bethany                      | 53-09-02-300-072.000-015 | 1956   | 1A              | N  | \$ 193,300             | \$ 99,905                            | \$ 93,395         | \$ 1.5790                             | \$ 2.3198                | \$ 1,422.34        | \$ 2,265.68         | \$ 242.74  | \$ -   | \$ 600.60                               | \$ 843.34                                   | \$ 69.36   | \$ 22.20   | \$ 751.78                                     |
| Deckard, Shirley                           | 53-09-02-300-086.000-015 | 1892   | 1A              | N  | \$ 172,300             | \$ 89,555                            | \$ 82,745         | \$ 1.5790                             | \$ 2.3198                | \$ 1,260.14        | \$ 2,019.00         | \$ 216.31  | \$ -   | \$ 542.54                               | \$ 758.86                                   | \$ 69.36   | \$ 22.20   | \$ 667.30                                     |
| Hewett, Crystal N.                         | 53-09-02-300-071.000-015 | 1967   | 1A              | N  | \$ 230,700             | \$ 112,995                           | \$ 117,705        | \$ 1.5790                             | \$ 2.3198                | \$ 1,792.56        | \$ 2,710.80         | \$ 290.45  | \$ -   | \$ 627.79                               | \$ 918.24                                   | \$ 69.36   | \$ 22.20   | \$ 826.68                                     |
| Tillman, Leon                              | 53-09-02-300-049.000-015 | 1999   | 1A              | N  | \$ 140,400             | \$ 81,390                            | \$ 59,010         | \$ 1.5790                             | \$ 2.3198                | \$ 898.68          | \$ 1,478.72         | \$ 158.43  | \$ -   | \$ 421.61                               | \$ 580.04                                   | \$ 69.36   | \$ 22.20   | \$ 488.48                                     |
| Deckard, Rena L                            | 53-09-02-300-017.000-015 | 2011   | 1A              | N  | \$ 132,600             | \$ 78,660                            | \$ 53,940         | \$ 1.5790                             | \$ 2.3198                | \$ 821.46          | \$ 1,351.68         | \$ 144.83  | \$ -   | \$ 385.39                               | \$ 530.22                                   | \$ 69.36   | \$ 22.20   | \$ 438.66                                     |
| Church, David                              | 53-09-02-300-048.000-015 | 2002   | 1A              | N  | \$ 189,400             | \$ 98,540                            | \$ 90,860         | \$ 1.5790                             | \$ 2.3198                | \$ 1,383.72        | \$ 2,219.27         | \$ 237.78  | \$ -   | \$ 597.78                               | \$ 835.55                                   | \$ 69.36   | \$ 22.20   | \$ 743.99                                     |
| Lucas, Kristopher; Stephens, Brandi        | 53-09-02-300-028.000-015 | 1981   | 1A              | N  | \$ 166,600             | \$ 90,560                            | \$ 76,040         | \$ 1.5790                             | \$ 2.3198                | \$ 1,158.04        | \$ 1,905.49         | \$ 204.16  | \$ -   | \$ 543.28                               | \$ 747.45                                   | \$ 69.36   | \$ 22.20   | \$ 655.89                                     |
| Gentry, Edward                             | 53-09-02-300-040.000-015 | 2009   | 1A              | N  | \$ 157,600             | \$ 87,410                            | \$ 70,190         | \$ 1.5790                             | \$ 2.3198                | \$ 1,068.94        | \$ 1,758.89         | \$ 188.46  | \$ -   | \$ 501.49                               | \$ 689.95                                   | \$ 69.36   | \$ 22.20   | \$ 598.39                                     |
| Lindamood, Maggie M; VanCamp, Ian V        | 53-09-02-300-014.000-015 | 1986   | 1A              | N  | \$ 160,900             | \$ 88,460                            | \$ 72,440         | \$ 1.5790                             | \$ 2.3198                | \$ 1,103.20        | \$ 1,815.28         | \$ 194.50  | \$ -   | \$ 517.58                               | \$ 712.08                                   | \$ 69.36   | \$ 22.20   | \$ 620.52                                     |
| Koontz, Keith L & Betty J                  | 53-09-02-300-034.000-015 | 2008   | 1A              | N  | \$ 156,800             | \$ 101,130                           | \$ 55,670         | \$ 1.5790                             | \$ 2.3198                | \$ 590.88          | \$ 602.70           | \$ -   | \$ -   | \$ 11.82                                | \$ 11.82                                    | \$ 69.36   | \$ 22.20   | \$ (79.74)                                    |
| Kumar, Siddharth Sai                       | 53-09-02-300-005.000-015 | 1891   | 1A              | N  | \$ 182,800             | \$ 96,230                            | \$ 86,570         | \$ 1.5790                             | \$ 2.3198                | \$ 1,318.40        | \$ 2,140.72         | \$ 229.36  | \$ -   | \$ 592.97                               | \$ 822.32                                   | \$ 69.36   | \$ 22.20   | \$ 730.76                                     |
| Rogers, Sandra A & Rogers, Clifford E      | 53-09-02-300-088.000-015 | 2000   | 1A              | N  | \$ 151,800             | \$ 124,340                           | \$ 27,460         | \$ 1.5790                             | \$ 2.3198                | \$ 418.20          | \$ 688.11           | \$ 73.72   | \$ -   | \$ 196.19                               | \$ 269.91                                   | \$ 69.36   | \$ 22.20   | \$ 178.35                                     |
| Owings, Austin Otis & Owings, Phyllis Joan | 53-09-01-202-021.000-015 |        | 1A              | N  | \$ 135,700             | \$ 90,745                            | \$ 44,955         | \$ 1.5790                             | \$ 2.3198                | \$ 349.76          | \$ 356.76           | \$ -   | \$ -   | \$ 7.00                                 | \$ 7.00                                     | \$ -   | \$ -   | \$ 7.00                                       |
| John E Byers LLC                           | 53-09-01-202-004.000-015 |        | 1A              | N  | \$ 98,200              | \$ -                                 | \$ 98,200         | \$ 1.5790                             | \$ 2.3198                | \$ 1,550.58        | \$ 2,305.59         | \$ 247.03  | \$ -   | \$ 507.99                               | \$ 755.01                                   | \$ 69.36   | \$ 22.20   | \$ 663.45                                     |
| Carlson, Lee T & Kristi L                  | 53-09-12-201-007.000-015 |        | 1A              | N  | \$ 149,600             | \$ -                                 | \$ 149,600        | \$ 1.5790                             | \$ 2.3198                | \$ 2,362.18        | \$ 3,512.39         | \$ 376.33  | \$ -   | \$ 773.88                               | \$ 1,150.21                                 | \$ -   | \$ -   | \$ 1,150.21                                   |
| Hall, Angela S                             | 53-09-01-213-034.000-015 |        | 1A              | N  | \$ 149,400             | \$ 84,540                            | \$ 64,860         | \$ 1.5790                             | \$ 2.3198                | \$ 987.76          | \$ 1,625.32         | \$ 174.14  | \$ -   | \$ 463.42                               | \$ 637.56                                   | \$ 69.36   | \$ 14.76   | \$ 553.44                                     |
| McCutchen, Rebecca S                       | 53-09-02-100-013.000-015 |        | 1A              | N  | \$ 86,300              | \$ 73,455                            | \$ 12,845         | \$ 1.5790                             | \$ 2.3198                | \$ 153.92          | \$ 157.00           | \$ -   | \$ -   | \$ 3.08                                 | \$ 3.08                                     | \$ 69.36   | \$ 22.20   | \$ (88.48)                                    |
| Fleener, Mary Jane                         | 53-09-12-300-024.000-015 | 1785   | 1A              | N  | \$ 100,400             | \$ -                                 | \$ 100,400        | \$ 1.5790                             | \$ 2.3198                | \$ 1,585.32        | \$ 2,366.51         | \$ 253.55  | \$ -   | \$ 527.63                               | \$ 781.19                                   | \$ 69.36   | \$ 14.76   | \$ 697.07                                     |
| Workman, Norma J                           | 53-09-01-210-016.000-015 |        | 1A              | N  | \$ 160,600             | \$ 85,145                            | \$ 75,455         | \$ 1.5790                             | \$ 2.3198                | \$ 1,149.64        | \$ 1,891.67         | \$ 202.69  | \$ -   | \$ 539.35                               | \$ 742.03                                   | \$ 69.36   | \$ 14.76   | \$ 657.91                                     |
| Montgomery, Raymond                        | 53-09-12-201-033.000-015 |        | 1A              | N  | \$ 178,000             | \$ 94,340                            | \$ 83,660         | \$ 1.5790                             | \$ 2.3198                | \$ 1,274.08        | \$ 2,077.11         | \$ 222.54  | \$ -   | \$ 580.48                               | \$ 803.03                                   | \$ 69.36   | \$ 14.76   | \$ 718.91                                     |
| Pruett, Roger D & Marsha J                 | 53-09-12-201-039.000-015 |        | 1A              | N  | \$ 129,900             | \$ 77,715                            | \$ 52,185         | \$ 1.5790                             | \$ 2.3198                | \$ 794.74          | \$ 1,307.70         | \$ 140.11  | \$ -   | \$ 372.86                               | \$ 512.96                                   | \$ 69.36   | \$ 22.20   | \$ 421.40                                     |
| Harpool, Ruth A & Benedict, Janelle D      | 53-09-02-300-024.000-015 |        | 1A              | N  | \$ 177,000             | \$ 94,200                            | \$ 82,800         | \$ 1.5790                             | \$ 2.3198                | \$ 1,260.98        | \$ 2,071.70         | \$ 221.97  | \$ -   | \$ 588.76                               | \$ 810.72                                   | \$ 69.36   | \$ 22.20   | \$ 719.16                                     |
| Smith, Douglas D                           | 53-04-36-100-046.000-011 | 1130   | 1A              | N  | \$ 136,500             | \$ 79,990                            | \$ 56,510         | \$ 1.7781                             | \$ 2.4986                | \$ 966.80          | \$ 1,521.60         | \$ 163.02  | \$ -   | \$ 391.78                               | \$ 554.80                                   | \$ 69.36   | \$ 14.76   | \$ 470.68                                     |
| Chambers, Kenneth R & Carolyn F            | 53-04-36-303-080.000-011 |        | 1A              | N  | \$ 127,900             | \$ 88,015                            | \$ 39,885         | \$ 1.7781                             | \$ 2.4986                | \$ 507.74          | \$ 517.89           | \$ -   | \$ -   | \$ 10.15                                | \$ 10.15                                    | \$ 69.36   | \$ 22.20   | \$ (81.41)                                    |
| Dyer, Candice S                            | 53-00-71-088-000.000-011 | 1815   | 1A              | N  | \$ 127,700             | \$ 115,905                           | \$ 11,795         | \$ 1.7781                             | \$ 2.4986                | \$ 201.80          | \$ 317.59           | \$ 34.02   | \$ -   | \$ 81.77                                | \$ 115.79                                   | \$ 69.36   | \$ 22.20   | \$ 24.23                                      |
| Abb Inc                                    | 53-04-36-100-054.000-011 |        | 1A              | N  | \$ 3,373,500           | \$ -                                 | \$ 3,373,500      | \$ 1.7781                             | \$ 2.4986                | \$ 59,984.20       | \$ 94,406.36        | \$ 10,114.97   | \$ -   | \$ 24,307.20                            | \$ 34,422.16                                | \$ -   | \$ -   | \$ 34,422.16                                  |
| Patriot Unlimited LLC                      | 53-04-36-200-003.000-011 |        | 1A              | N  | \$ 133,000             | \$ 78,800                            | \$ 54,200         | \$ 1.7781                             | \$ 2.4986                | \$ 927.28          | \$ 1,459.40         | \$ 156.36  | \$ -   | \$ 375.76                               | \$ 532.12                                   | \$ 69.36   | \$ 22.20   | \$ 440.56                                     |
| Board Of Commissioners Of                  | 53-04-36-200-005.000-011 |        | 1A              | N  | \$ -                   | \$ -                                 | \$ -              | \$ 1.7781                             | \$ 2.4986                | \$ -               | \$ -                | \$ -   | \$ -   | \$ -                                    | \$ -  | \$ -   | \$ -   | \$ -  |
| Stephenson, Helen                          | 53-04-36-200-023.000-011 |        | 1A              | N  | \$ 150,700             | \$ 78,565                            | \$ 72,135         | \$ 1.7781                             | \$ 2.4986                | \$ 1,240.72        | \$ 1,852.33         | \$ 198.46  | \$ -   | \$ 413.15                               | \$ 611.61                                   | \$ 69.36   | \$ 22.20   | \$ 520.05                                     |
| Baxter, Donna M & Frederick Glen           | 53-04-36-302-024.000-011 |        | 1A              | N  | \$ 118,200             | \$ 87,620                            | \$ 30,580         | \$ 1.7781                             | \$ 2.4986                | \$ 523.18          | \$ 533.64           | \$ -   | \$ -   | \$ 10.46                                | \$ 10.46                                    | \$ 69.36   | \$ 22.20   | \$ (81.10)                                    |
| Stogsdill, Karen Sue                       | 53-09-01-212-014.000-015 |        | 1A              | N  | \$ 172,700             | \$ 92,695                            | \$ 80,005         | \$ 1.5790                             | \$ 2.3198                | \$ 1,218.42        | \$ 2,004.86         | \$ 214.81  | \$ -   | \$ 571.62                               | \$ 786.44                                   | \$ 69.36   | \$ 14.76   | \$ 702.32                                     |
| Sonneborn, Michael G Revocable Trust       | 53-09-12-100-002.000-015 |        | 1A              | N  | \$ 308,300             | \$ -                                 | \$ 308,300        | \$ 1.5790                             | \$ 2.3198                | \$ 4,868.06        | \$ 8,010.14         | \$ 858.23  | \$ -   | \$ 2,283.85                             | \$ 3,142.08                                 | \$ 69.36   | \$ 14.76   | \$ 3,057.96                                   |
| Cain, Dwight L & Grace L                   | 53-09-01-213-022.000-015 |        | 1A              | N  | \$ 158,200             | \$ 98,620                            | \$ 59,580         | \$ 1.5790                             | \$ 2.3198                | \$ 453.66          | \$ 462.73           | \$ -   | \$ -   | \$ 9.07                                 | \$ 9.07                                     | \$ 69.36   | \$ 14.76   | \$ (75.05)                                    |
| Caldwell Family Trust                      | 53-09-01-302-023.000-015 |        | 1A              | N  | \$ 88,800              | \$ -                                 | \$ 88,800         | \$ 1.5790                             | \$ 2.3198                | \$ 1,402.16        | \$ 2,085.65         | \$ 223.46  | \$ -   | \$ 460.02                               | \$ 683.49                                   | \$ 69.36   | \$ 14.76   | \$ 599.37                                     |
| Housing Associates LLC                     | 53-09-12-200-005.000-015 |        | 1A              | N  | \$ 275,800             | \$ -                                 | \$ 275,800        | \$ 1.5790                             | \$ 2.3198                | \$ 4,354.88        | \$ 6,485.15         | \$ 694.84  | \$ -   | \$ 1,435.43                             | \$ 2,130.27                                 | \$ 69.36   | \$ 74.16   | \$ 1,986.75                                   |
| Ingram, Mitchell R                         | 53-09-01-209-060.000-015 |        | 1A              | N  | \$ 131,900             | \$ 78,415                            | \$ 53,485         | \$ 1.5790                             | \$ 2.3198                | \$ 814.54          | \$ 1,340.28         | \$ 143.60  | \$ -   | \$ 382.14                               | \$ 525.74                                   | \$ 69.36   | \$ 14.76   | \$ 441.62                                     |
| Beck, Kay E                                | 53-09-01-209-052.000-015 |        | 1A              | N  | \$ 132,700             | \$ 89,695                            | \$ 43,005         | \$ 1.5790                             | \$ 2.3198                | \$ 399.32          | \$ 407.31           | \$ -   | \$ -   | \$ 7.99                                 | \$ 7.99                                     | \$ 69.36   | \$ 22.20   | \$ (83.57)                                    |
| Jones, Esther                              | 53-09-01-202-020.000-015 |        | 1A              | N  | \$ 174,500             | \$ 93,150                            | \$ 81,350         | \$ 1.5790                             | \$ 2.3198                | \$ 1,238.90        | \$ 2,036.54         | \$ 218.20  | \$ -   | \$ 579.44                               | \$ 797.64                                   | \$ 69.36   | \$ 14.76   | \$ 713.52                                     |
| Miller, David C Jr & Celene M              | 53-09-01-211-021.000-015 |        | 1A              | N  | \$ 171,600             | \$ 89,310                            | \$ 82,290         | \$ 1.5790                             | \$ 2.3198                | \$ 1,253.22        | \$ 2,010.68         | \$ 215.43  | \$ -   | \$ 542.03                               | \$ 757.46                                   | \$ 69.36   | \$ 14.76   | \$ 673.34                                     |
| Baker, Danielle Marie                      | 53-09-01-302-014.000-015 | 2047   | 1A              | N  | \$ 102,900             | \$ 65,265                            | \$ 37,635         | \$ 1.5790                             | \$ 2.3198                | \$ 573.16          | \$ 943.10           | \$ 101.04  | \$ -   | \$ 268.89                               | \$ 369.94                                   | \$ 69.36   | \$ 22.20   | \$ 278.38                                     |
| Wexley Properties LLC                      | 53-09-01-302-008.000-015 | 2047   | 1A              | N  | \$ 102,900             | \$ -                                 | \$ 102,900        | \$ 1.5790                             | \$ 2.3198                | \$ 1,624.80        | \$ 2,415.94         | \$ 258.85  | \$ -   | \$ 532.29                               | \$ 791.14                                   | \$ 69.36   | \$ 22.20   | \$ 699.58                                     |
| UDB Holdings LLC                           | 53-09-01-302-003.000-015 |        | 1A              | N  | \$ 20,000              | \$ -                                 | \$ 20,000         | \$ 1.5790                             | \$ 2.3198                | \$ 315.80          | \$ 519.63           | \$ 55.67   | \$ -   | \$ 148.16                               | \$ 203.83                                   | \$ -   | \$ -   | \$ 203.83                                     |
| Seeber, John                               | 53-09-01-302-025.000-015 |        | 1A              | N  | \$ 20,000              | \$ -                                 | \$ 20,000         | \$ 1.5790                             | \$ 2.3198                | \$ 315.80          | \$ 519.63           | \$ 55.67   | \$ -   | \$ 148.16                               | \$ 203.83                                   | \$ -   | \$ -   | \$ 203.83                                     |
| Public Investment Corp                     | 53-09-01-302-024.000-015 |        | 1A              | N  | \$ 20,000              | \$ -                                 | \$ 20,000         | \$ 1.5790                             | \$ 2.3198                | \$ 315.80          | \$ 519.63           | \$ 55.67   | \$ -   | \$ 148.16                               | \$ 203.83                                   | \$ -   | \$ -   | \$ 203.83                                     |
| UDB Holdings LLC                           | 53-09-01-302-028.000-015 |        | 1A              | N  | \$ 20,000              | \$ -                                 | \$ 20,000         | \$ 1.5790                             | \$ 2.3198                | \$ 315.80          | \$ 519.63           | \$ 55.67   | \$ -   | \$ 148.16                               | \$ 203.83                                   | \$ -   | \$ -   | \$ 203.83                                     |
| Welch, Wendy E                             | 53-09-01-302-012.000-015 |        | 1A              | N  | \$ 1,800               | \$ -                                 | \$ 1,800          | \$ 1.5790                             | \$ 2.3198                | \$ 28.42           | \$ 46.77            | \$ 5.01  | \$ -   | \$ 13.34                                | \$ 18.35                                    | \$ -   | \$ -   | \$ 18.35                                      |

# City of Bloomington

## Area #1A: South-West Annexation Area - Tax Impacts Analysis

Note (1): This section shows the inc/(dec) in tax bills due to differences between township fire protection rates and the Monroe Fire Protection District fire rate

| Owner Name   | Parcel #                 | Waiver | Annexation Area | AG | 2020 Pay 2021 Gross AV | 2020 Pay 2021 Deductions /Exemptions | 2020 Pay 2021 NAV | Pre-Annex 2020 Pay 2021 Prop Tax Rate | Post-Annex Prop Tax Rate | Pre-Annex Tax Bill | Post-Annex Tax Bill | Net Tax Bill Increase Due Solely to AV Growth (12%- Aggregate over 4 years) | Net Tax Bill Increase Due to Difference Between Fire Rates (1) | Net Tax Bill Increase Due to Annexation | Total Post-Annexation Net Tax Bill Increase | Benefit 1 Yearly Sewer Bill Savings (@ 4000 Gal/Month) | Benefit 2 Yearly Fire Protection (Water Surcharge) Savings | Post-Annex Tax Bill Inc/(Dec) Net of Benefits |
|--|--------------------------|--------|-----------------|----|------------------------|--------------------------------------|-------------------|---------------------------------------|--------------------------|--------------------|---------------------|---|--|---|---|--|--|---|
| Wexley Properties LLC  | 53-09-01-302-004.000-015 | 2047   | 1A              | N  | \$ 93,000              | \$ -                                 | \$ 93,000         | \$ 1.5790                             | \$ 2.3198                | \$ 1,468.48        | \$ 2,183.51         | \$ 233.95   | \$ -   | \$ 481.08                               | \$ 715.03                                   | \$ 69.36   | \$ 22.20   | \$ 623.47                                     |
| Pearson, Jeromy & Michell  | 53-09-01-302-001.000-015 |        | 1A              | N  | \$ 19,800              | \$ -                                 | \$ 19,800         | \$ 1.5790                             | \$ 2.3198                | \$ 312.64          | \$ 514.44           | \$ 55.12  | \$ -   | \$ 146.68                               | \$ 201.80                                   | \$ -   | \$ -   | \$ 201.80                                     |
| Boddie, Henry Joe & Dellsie Hooks  | 53-09-01-213-005.000-015 |        | 1A              | N  | \$ 153,400             | \$ 82,940                            | \$ 70,460         | \$ 1.5790                             | \$ 2.3198                | \$ 1,073.04        | \$ 1,765.65         | \$ 189.17   | \$ -   | \$ 503.44                               | \$ 692.61                                   | \$ 69.36   | \$ 14.76   | \$ 608.49                                     |
| Stone, Shirlee S   | 53-09-01-202-010.000-015 | 1726   | 1A              | N  | \$ 141,500             | \$ 95,775                            | \$ 45,725         | \$ 1.5790                             | \$ 2.3198                | \$ 384.50          | \$ 392.19           | \$ -  | \$ -   | \$ 7.69                                 | \$ 7.69                                     | \$ -   | \$ -   | \$ 7.69                                       |
| B-B Investment Properties, Inc   | 53-09-01-301-012.000-015 | 1267   | 1A              | N  | \$ 153,900             | \$ -                                 | \$ 153,900        | \$ 1.5790                             | \$ 2.3198                | \$ 2,430.08        | \$ 3,613.35         | \$ 387.14   | \$ -   | \$ 796.13                               | \$ 1,183.27                                 | \$ -   | \$ -   | \$ 1,183.27                                   |
| Wilson, Sarah Ira; Equity Trust Company fbo                                      | 53-09-01-301-014.000-015 | 1267   | 1A              | N  | \$ 137,200             | \$ -                                 | \$ 137,200        | \$ 1.5790                             | \$ 2.3198                | \$ 2,166.40        | \$ 3,221.26         | \$ 345.13   | \$ -   | \$ 709.72                               | \$ 1,054.86                                 | \$ -   | \$ -   | \$ 1,054.86                                   |
| Fyffe, David R   | 53-09-01-301-015.000-015 | 2449   | 1A              | N  | \$ 89,300              | \$ -                                 | \$ 89,300         | \$ 1.5790                             | \$ 2.3198                | \$ 1,410.04        | \$ 2,121.17         | \$ 227.27   | \$ -   | \$ 483.86                               | \$ 711.13                                   | \$ 69.36   | \$ 22.20   | \$ 619.57                                     |
| Mason, James F & Cynthia   | 53-09-01-301-013.000-015 | 1267   | 1A              | N  | \$ 152,600             | \$ -                                 | \$ 152,600        | \$ 1.5790                             | \$ 2.3198                | \$ 2,409.56        | \$ 3,587.83         | \$ 384.41   | \$ -   | \$ 793.86                               | \$ 1,178.27                                 | \$ -   | \$ -   | \$ 1,178.27                                   |
| Bolinger, Brittany S & Turk, Matthew D   | 53-09-01-301-008.000-015 | 1784   | 1A              | N  | \$ 109,100             | \$ 70,435                            | \$ 38,665         | \$ 1.5790                             | \$ 2.3198                | \$ 588.84          | \$ 968.91           | \$ 103.82   | \$ -   | \$ 276.26                               | \$ 380.07                                   | \$ -   | \$ -   | \$ 380.07                                     |
| Hickory Grove LLC  | 53-09-01-301-009.000-015 | 1267   | 1A              | N  | \$ 159,600             | \$ -                                 | \$ 159,600        | \$ 1.5790                             | \$ 2.3198                | \$ 2,520.08        | \$ 3,750.43         | \$ 401.83   | \$ -   | \$ 828.52                               | \$ 1,230.35                                 | \$ -   | \$ -   | \$ 1,230.35                                   |
| Burt, Rachel J   | 53-09-01-301-006.000-015 | 1267   | 1A              | N  | \$ 103,800             | \$ 68,580                            | \$ 35,220         | \$ 1.5790                             | \$ 2.3198                | \$ 536.36          | \$ 882.57           | \$ 94.55  | \$ -   | \$ 251.65                               | \$ 346.21                                   | \$ 69.36   | \$ 37.08   | \$ 239.77                                     |
| D & Z Quality Properties LLC   | 53-09-01-301-003.000-015 | 1267   | 1A              | N  | \$ 158,700             | \$ -                                 | \$ 158,700        | \$ 1.5790                             | \$ 2.3198                | \$ 2,505.88        | \$ 3,726.05         | \$ 399.22   | \$ -   | \$ 820.95                               | \$ 1,220.17                                 | \$ -   | \$ -   | \$ 1,220.17                                   |
| Schumm, Michael J & Karen A  | 53-09-01-301-007.000-015 | 1267   | 1A              | N  | \$ 163,600             | \$ -                                 | \$ 163,600        | \$ 1.5790                             | \$ 2.3198                | \$ 2,583.24        | \$ 3,844.10         | \$ 411.87   | \$ -   | \$ 848.99                               | \$ 1,260.86                                 | \$ -   | \$ -   | \$ 1,260.86                                   |
| Crouch, Jeanelle E   | 53-09-01-302-022.000-015 |        | 1A              | N  | \$ 96,100              | \$ 65,885                            | \$ 30,215         | \$ 1.5790                             | \$ 2.3198                | \$ 460.16          | \$ 757.17           | \$ 81.13  | \$ -   | \$ 215.88                               | \$ 297.01                                   | \$ 69.36   | \$ 14.76   | \$ 212.89                                     |
| Gross, Charles K & Shirley J   | 53-09-02-101-001.000-015 |        | 1A              | N  | \$ 223,100             | \$ 107,080                           | \$ 116,020        | \$ 1.5790                             | \$ 2.3198                | \$ 1,770.44        | \$ 2,676.58         | \$ 286.77   | \$ -   | \$ 619.37                               | \$ 906.14                                   | \$ 69.36   | \$ 22.20   | \$ 814.58                                     |
| Schultz, Aaron J   | 53-09-01-210-007.000-015 |        | 1A              | N  | \$ 169,200             | \$ 91,470                            | \$ 77,730         | \$ 1.5790                             | \$ 2.3198                | \$ 1,183.76        | \$ 1,947.84         | \$ 208.70   | \$ -   | \$ 555.37                               | \$ 764.08                                   | \$ 69.36   | \$ 22.20   | \$ 672.52                                     |
| Tancreti, Regis T & Ronald A Tancreti  | 53-09-01-302-020.000-015 |        | 1A              | N  | \$ 99,200              | \$ -                                 | \$ 99,200         | \$ 1.5790                             | \$ 2.3198                | \$ 1,566.36        | \$ 2,329.07         | \$ 249.54   | \$ -   | \$ 513.17                               | \$ 762.71                                   | \$ 69.36   | \$ 22.20   | \$ 671.15                                     |
| daSilva, Neumiro Antonio & Fern Robin-Heller (1/2 Interest); daSilva, Lance & El | 53-09-12-201-040.000-015 |        | 1A              | N  | \$ 134,000             | \$ 79,150                            | \$ 54,850         | \$ 1.5790                             | \$ 2.3198                | \$ 835.32          | \$ 1,374.48         | \$ 147.27   | \$ -   | \$ 391.89                               | \$ 539.16                                   | \$ 69.36   | \$ 14.76   | \$ 455.04                                     |
| Gage, Brian K  | 53-09-12-201-014.000-015 |        | 1A              | N  | \$ 109,300             | \$ 67,470                            | \$ 41,830         | \$ 1.5790                             | \$ 2.3198                | \$ 637.10          | \$ 1,048.32         | \$ 112.33   | \$ -   | \$ 298.89                               | \$ 411.22                                   | \$ 69.36   | \$ 22.20   | \$ 319.66                                     |
| Bogart, Benjamin and Terri P.  | 53-09-01-213-006.000-015 |        | 1A              | N  | \$ 187,800             | \$ 97,980                            | \$ 89,820         | \$ 1.5790                             | \$ 2.3198                | \$ 1,367.90        | \$ 2,200.23         | \$ 235.73   | \$ -   | \$ 596.60                               | \$ 832.33                                   | \$ -   | \$ -   | \$ 832.33                                     |
| Kooshard Property VIII LLC   | 53-09-12-300-033.000-015 | 1381   | 1A              | N  | \$ 469,700             | \$ -                                 | \$ 469,700        | \$ 1.5790                             | \$ 2.3198                | \$ 7,416.56        | \$ 12,203.58        | \$ 1,307.53   | \$ -   | \$ 3,479.49                             | \$ 4,787.02                                 | \$ -   | \$ -   | \$ 4,787.02                                   |
| Medlock, Stephen Tanner  | 53-09-12-300-052.000-015 |        | 1A              | N  | \$ 16,900              | \$ -                                 | \$ 16,900         | \$ 1.5790                             | \$ 2.3198                | \$ 266.84          | \$ 439.09           | \$ 47.05  | \$ -   | \$ 125.20                               | \$ 172.25                                   | \$ -   | \$ -   | \$ 172.25                                     |
| Medlock, Stephen Tanner  | 53-09-12-300-049.000-015 |        | 1A              | N  | \$ 102,100             | \$ 67,600                            | \$ 34,500         | \$ 1.5790                             | \$ 2.3198                | \$ 525.40          | \$ 864.53           | \$ 92.63  | \$ -   | \$ 246.50                               | \$ 339.13                                   | \$ 69.36   | \$ 22.20   | \$ 247.57                                     |
| Vance, Jeremy W & Angela   | 53-09-12-201-015.000-015 |        | 1A              | N  | \$ 176,700             | \$ 94,095                            | \$ 82,605         | \$ 1.5790                             | \$ 2.3198                | \$ 1,258.00        | \$ 2,068.14         | \$ 221.59   | \$ -   | \$ 588.55                               | \$ 810.14                                   | \$ 69.36   | \$ 14.76   | \$ 726.02                                     |
| Public Investment Corporation  | 53-09-01-300-025.000-015 |        | 1A              | N  | \$ 100,500             | \$ -                                 | \$ 100,500        | \$ 1.5790                             | \$ 2.3198                | \$ 1,586.90        | \$ 2,359.60         | \$ 252.81   | \$ -   | \$ 519.88                               | \$ 772.70                                   | \$ 69.36   | \$ 14.76   | \$ 688.58                                     |
| Board Of Commissioners Monroe Co   | 53-09-01-300-006.000-015 |        | 1A              | N  | \$ -                   | \$ -                                 | \$ -              | \$ 1.5790                             | \$ 2.3198                | \$ -               | \$ -                | \$ -  | \$ -   | \$ -                                    | \$ -  | \$ -   | \$ -   | \$ -  |
| Arthur, Joanne Mary Hicks; Parkerson, Susan Gayle Hicks; Trenta, Amanda Leigh Hi | 53-09-02-400-010.000-015 |        | 1A              | N  | \$ 174,100             | \$ 80,175                            | \$ 93,925         | \$ 1.5790                             | \$ 2.3198                | \$ 1,446.44        | \$ 2,380.05         | \$ 255.01   | \$ -   | \$ 678.61                               | \$ 933.61                                   | \$ 69.36   | \$ 22.20   | \$ 842.05                                     |
| Board Of Commissioners Monroe County, The  | 53-09-01-202-033.000-016 |        | 1A              | N  | \$ -                   | \$ -                                 | \$ -              | \$ 2.1022                             | \$ 2.1028                | \$ -               | \$ -                | \$ -  | \$ -   | \$ -                                    | \$ -  | \$ -   | \$ -   | \$ -  |
| Blickendorf, Joseph & Meagan Mabrey  | 53-09-02-300-091.000-015 | 1996   | 1A              | N  | \$ 184,100             | \$ 96,685                            | \$ 87,415         | \$ 1.5790                             | \$ 2.3198                | \$ 1,331.26        | \$ 2,156.21         | \$ 231.03   | \$ -   | \$ 593.92                               | \$ 824.95                                   | \$ 69.36   | \$ 22.20   | \$ 733.39                                     |
| Mezger, Jeffrey L & Kelly D  | 53-09-02-300-074.000-015 | 2003   | 1A              | N  | \$ 204,800             | \$ 103,300                           | \$ 101,500        | \$ 1.5790                             | \$ 2.3198                | \$ 1,545.76        | \$ 2,383.07         | \$ 255.33   | \$ -   | \$ 581.98                               | \$ 837.31                                   | \$ 69.36   | \$ 22.20   | \$ 745.75                                     |
| Papenmeier, Douglas M & Carolina S   | 53-09-02-300-083.000-015 | 2012   | 1A              | N  | \$ 218,000             | \$ 105,375                           | \$ 112,625        | \$ 1.5790                             | \$ 2.3198                | \$ 1,715.48        | \$ 2,569.92         | \$ 275.35   | \$ -   | \$ 579.10                               | \$ 854.44                                   | \$ 69.36   | \$ 22.20   | \$ 762.88                                     |
| Amador, Javier   | 53-09-02-300-095.000-015 | 1955   | 1A              | N  | \$ 245,000             | \$ 118,000                           | \$ 127,000        | \$ 1.5790                             | \$ 2.3198                | \$ 1,934.12        | \$ 2,880.98         | \$ 308.68   | \$ -   | \$ 638.18                               | \$ 946.86                                   | \$ 69.36   | \$ 22.20   | \$ 855.30                                     |
| Messina, Brittany N; Eckerle, Zakary M   | 53-09-02-300-059.000-015 | 1980   | 1A              | N  | \$ 173,300             | \$ 117,340                           | \$ 55,960         | \$ 1.5790                             | \$ 2.3198                | \$ 852.24          | \$ 1,402.30         | \$ 150.24   | \$ -   | \$ 399.81                               | \$ 550.06                                   | \$ 69.36   | \$ 22.20   | \$ 458.50                                     |
| Sexton, Heather M  | 53-09-02-300-045.000-015 | 1938   | 1A              | N  | \$ 205,200             | \$ 104,070                           | \$ 101,130        | \$ 1.5790                             | \$ 2.3198                | \$ 1,540.12        | \$ 2,407.32         | \$ 257.94   | \$ -   | \$ 609.27                               | \$ 867.20                                   | \$ 69.36   | \$ 22.20   | \$ 775.64                                     |
| Kluck, Ryan S & Rachel N   | 53-09-02-300-025.000-015 | 1988   | 1A              | N  | \$ 224,000             | \$ 110,650                           | \$ 113,350        | \$ 1.5790                             | \$ 2.3198                | \$ 1,726.24        | \$ 2,631.05         | \$ 281.90   | \$ -   | \$ 622.92                               | \$ 904.81                                   | \$ 69.36   | \$ 22.20   | \$ 813.25                                     |
| Holland, Kathleen S  | 53-09-02-300-006.000-015 | 2007   | 1A              | N  | \$ 146,200             | \$ 95,900                            | \$ 50,300         | \$ 1.5790                             | \$ 2.3198                | \$ 766.04          | \$ 1,260.48         | \$ 135.05   | \$ -   | \$ 359.38                               | \$ 494.44                                   | \$ 69.36   | \$ 22.20   | \$ 402.88                                     |
| McElhinney, Ryan & Maricar   | 53-09-02-300-027.000-015 | 1963   | 1A              | N  | \$ 198,800             | \$ 101,830                           | \$ 96,970         | \$ 1.5790                             | \$ 2.3198                | \$ 1,476.80        | \$ 2,331.14         | \$ 249.76   | \$ -   | \$ 604.58                               | \$ 854.34                                   | \$ 69.36   | \$ 22.20   | \$ 762.78                                     |
| Yamamoto, Christina M  | 53-09-02-300-061.000-015 | 1962   | 1A              | N  | \$ 187,100             | \$ 122,695                           | \$ 64,405         | \$ 1.5790                             | \$ 2.3198                | \$ 980.84          | \$ 1,613.94         | \$ 172.93   | \$ -   | \$ 460.17                               | \$ 633.10                                   | \$ 69.36   | \$ 22.20   | \$ 541.54                                     |
| Bell, Cynthia & Gary   | 53-09-02-300-047.000-015 | 1917   | 1A              | N  | \$ 192,000             | \$ 99,450                            | \$ 92,550         | \$ 1.5790                             | \$ 2.3198                | \$ 1,409.46        | \$ 2,250.22         | \$ 241.10   | \$ -   | \$ 599.67                               | \$ 840.76                                   | \$ 69.36   | \$ 22.20   | \$ 749.20                                     |
| Crouch, Eric & Allison   | 53-09-02-300-036.000-015 | 1966   | 1A              | N  | \$ 191,700             | \$ 99,345                            | \$ 92,355         | \$ 1.5790                             | \$ 2.3198                | \$ 1,406.50        | \$ 2,246.66         | \$ 240.72   | \$ -   | \$ 599.44                               | \$ 840.16                                   | \$ 69.36   | \$ 22.20   | \$ 748.60                                     |
| Liverman, Thomas E & Emily S   | 53-09-02-300-078.000-015 | 1987   | 1A              | N  | \$ 200,000             | \$ 102,250                           | \$ 97,750         | \$ 1.5790                             | \$ 2.3198                | \$ 1,488.66        | \$ 2,345.43         | \$ 251.30   | \$ -   | \$ 605.47                               | \$ 856.77                                   | \$ 69.36   | \$ 22.20   | \$ 765.21                                     |
| Hall, Robert & Catherine   | 53-09-02-200-181.000-015 | 2037   | 1A              | N  | \$ 210,400             | \$ 105,715                           | \$ 104,685        | \$ 1.5790                             | \$ 2.3198                | \$ 1,594.28        | \$ 2,463.78         | \$ 263.97   | \$ -   | \$ 605.53                               | \$ 869.50                                   | \$ 69.36   | \$ 22.20   | \$ 777.94                                     |
| McGuire, Joshua  | 53-09-02-200-183.000-015 | 2037   | 1A              | N  | \$ 204,200             | \$ 103,720                           | \$ 100,480        | \$ 1.5790                             | \$ 2.3198                | \$ 1,530.24        | \$ 2,395.42         | \$ 256.66   | \$ -   | \$ 608.52                               | \$ 865.18                                   | \$ 69.36   | \$ 22.20   | \$ 773.62                                     |
| Harris, Walter Braxton & Sydney E  | 53-09-02-200-182.000-015 | 2309   | 1A              | N  | \$ 218,800             | \$ 108,830                           | \$ 109,970        | \$ 1.5790                             | \$ 2.3198                | \$ 1,674.76        | \$ 2,569.16         | \$ 275.26   | \$ -   | \$ 619.14                               | \$ 894.40                                   | \$ 69.36   | \$ 22.20   | \$ 802.84                                     |
| Kay, John D  | 53-09-02-300-089.000-015 | 2037   | 1A              | N  | \$ 171,900             | \$ 92,415                            | \$ 79,485         | \$ 1.5790                             | \$ 2.3198                | \$ 1,210.50        | \$ 1,991.81         | \$ 213.40   | \$ -   | \$ 567.91                               | \$ 781.31                                   | \$ 69.36   | \$ 22.20   | \$ 689.75                                     |
| Murphy, Larry D & Lee Ann  | 53-09-02-300-058.000-015 | 2037   | 1A              | N  | \$ 161,400             | \$ 85,740                            | \$ 75,660         | \$ 1.5790                             | \$ 2.3198                | \$ 1,152.24        | \$ 1,889.28         | \$ 202.42   | \$ -   | \$ 534.62                               | \$ 737.04                                   | \$ 69.36   | \$ 22.20   | \$ 645.48                                     |
| Sanders, David B   | 53-09-02-300-065.000-015 | 2037   | 1A              | N  | \$ 160,900             | \$ 88,565                            | \$ 72,335         | \$ 1.5790                             | \$ 2.3198                | \$ 1,101.60        | \$ 1,812.64         | \$ 194.21   | \$ -   | \$ 516.83                               | \$ 711.04                                   | \$ 69.36   | \$ 22.20   | \$ 619.48                                     |

# City of Bloomington

## Area #1A: South-West Annexation Area - Tax Impacts Analysis

Note (1): This section shows the inc/(dec) in tax bills due to differences between township fire protection rates and the Monroe Fire Protection District fire rate

| Owner Name  | Parcel #                 | Waiver | Annexation Area | AG | 2020 Pay 2021 Gross AV | 2020 Pay 2021 Deductions /Exemptions | 2020 Pay 2021 NAV | Pre-Annex 2020 Pay 2021 Prop Tax Rate | Post-Annex Prop Tax Rate | Pre-Annex Tax Bill | Post-Annex Tax Bill | Net Tax Bill Increase Due Solely to AV Growth (12% - Aggregate over 4 years) | Net Tax Bill Increase Due to Difference Between Fire Rates (1) | Net Tax Bill Increase Due to Annexation | Total Post-Annexation Net Tax Bill Increase | Benefit 1 Yearly Sewer Savings (@ 4000 Gal/Month) | Benefit 2 Yearly Fire Protection (Water Surcharge) Savings | Post-Annex Tax Bill Inc/(Dec) Net of Benefits |
|---|--------------------------|--------|-----------------|----|------------------------|--------------------------------------|-------------------|---------------------------------------|--------------------------|--------------------|---------------------|--|--|---|---|---|--|---|
| Bruner, Jacob B & Simpson, Jaime L                | 53-09-02-300-029.000-015 | 2037   | 1A              | N  | \$ 164,400             | \$ 89,265                            | \$ 75,135         | \$ 1.5790                             | \$ 2.3198                | \$ 1,144.24        | \$ 1,882.80         | \$ 201.72  | \$ -   | \$ 536.84                               | \$ 738.56                                   | \$ 69.36  | \$ 22.20   | \$ 647.00                                     |
| Julian, Stuart Taylor & Sarah Elizabeth           | 53-09-02-300-077.000-015 | 2037   | 1A              | N  | \$ 176,200             | \$ 93,920                            | \$ 82,280         | \$ 1.5790                             | \$ 2.3198                | \$ 1,253.06        | \$ 2,061.86         | \$ 220.92  | \$ -   | \$ 587.88                               | \$ 808.80                                   | \$ 69.36  | \$ 22.20   | \$ 717.24                                     |
| Frazier, Gene Alan; Mullis, Laura Denise          | 53-09-02-300-084.000-015 | 2037   | 1A              | N  | \$ 215,600             | \$ 101,970                           | \$ 113,630        | \$ 1.5790                             | \$ 2.3198                | \$ 1,738.02        | \$ 2,687.31         | \$ 287.93  | \$ -   | \$ 661.35                               | \$ 949.29                                   | \$ 69.36  | \$ 22.20   | \$ 857.73                                     |
| Sparks, Timothy R                                 | 53-09-12-201-003.000-015 |        | 1A              | N  | \$ 142,600             | \$ -                                 | \$ 142,600        | \$ 1.5790                             | \$ 2.3198                | \$ 2,251.66        | \$ 3,349.29         | \$ 358.85  | \$ -   | \$ 738.78                               | \$ 1,097.63                                 | \$ 69.36  | \$ 14.76   | \$ 1,013.51                                   |
| Spaulding, Bruce A & Pamela D                     | 53-09-01-212-027.000-015 |        | 1A              | N  | \$ 145,700             | \$ 80,245                            | \$ 65,455         | \$ 1.5790                             | \$ 2.3198                | \$ 996.84          | \$ 1,640.25         | \$ 175.75  | \$ -   | \$ 467.66                               | \$ 643.41                                   | \$ 69.36  | \$ 14.76   | \$ 559.29                                     |
| Spaulding, Phillip E                              | 53-09-01-202-025.000-015 |        | 1A              | N  | \$ 145,000             | \$ 94,000                            | \$ 51,000         | \$ 1.5790                             | \$ 2.3198                | \$ 431.08          | \$ 439.70           | \$ -   | \$ -   | \$ 8.62                                 | \$ 8.62                                     | \$ 69.36  | \$ 14.76   | \$ (75.50)                                    |
| Lin, Zoe Jinyu & Lin, Da Shu                      | 53-09-01-212-010.000-015 |        | 1A              | N  | \$ 150,800             | \$ 82,030                            | \$ 68,770         | \$ 1.5790                             | \$ 2.3198                | \$ 1,047.32        | \$ 1,723.30         | \$ 184.63  | \$ -   | \$ 491.35                               | \$ 675.98                                   | \$ 69.36  | \$ 22.20   | \$ 584.42                                     |
| Mendez Gonzalez, Jose L                           | 53-09-01-212-032.000-015 |        | 1A              | N  | \$ 152,300             | \$ 82,580                            | \$ 69,720         | \$ 1.5790                             | \$ 2.3198                | \$ 1,064.86        | \$ 1,752.18         | \$ 187.73  | \$ -   | \$ 499.59                               | \$ 687.32                                   | \$ 69.36  | \$ 14.76   | \$ 603.20                                     |
| Stine, Suan M                                     | 53-09-01-211-010.000-015 |        | 1A              | N  | \$ 170,600             | \$ 91,960                            | \$ 78,640         | \$ 1.5790                             | \$ 2.3198                | \$ 1,197.64        | \$ 1,970.64         | \$ 211.14  | \$ -   | \$ 561.85                               | \$ 773.00                                   | \$ 69.36  | \$ 14.76   | \$ 688.88                                     |
| Stonechase Homeowners Association, Inc            | 53-09-02-100-004.000-015 | 2309   | 1A              | N  | \$ -                   | \$ -                                 | \$ -              | \$ 1.5790                             | \$ 2.3198                | \$ -               | \$ -                | \$ -   | \$ -   | \$ -                                    | \$ -  | \$ -  | \$ -   | \$ -  |
| Holman, John C & Linda P                          | 53-09-02-100-021.000-015 |        | 1A              | N  | \$ 272,300             | \$ 115,725                           | \$ 156,575        | \$ 1.5790                             | \$ 2.3198                | \$ 2,401.80        | \$ 3,607.09         | \$ 386.47  | \$ -   | \$ 818.82                               | \$ 1,205.29                                 | \$ 69.36  | \$ 22.20   | \$ 1,113.73                                   |
| Sexton, Dennis W & Sally M                        | 53-09-02-100-004.001-015 | 2309   | 1A              | N  | \$ 311,400             | \$ 138,240                           | \$ 173,160        | \$ 1.5790                             | \$ 2.3198                | \$ 2,637.10        | \$ 3,674.44         | \$ 393.69  | \$ -   | \$ 643.65                               | \$ 1,037.34                                 | \$ -  | \$ -   | \$ 1,037.34                                   |
| Grote, Luke A & Audrey J                          | 53-09-02-100-004.002-015 | 2309   | 1A              | N  | \$ 428,900             | \$ 182,365                           | \$ 246,535        | \$ 1.5790                             | \$ 2.3198                | \$ 3,754.56        | \$ 5,069.58         | \$ 543.17  | \$ -   | \$ 771.85                               | \$ 1,315.02                                 | \$ -  | \$ -   | \$ 1,315.02                                   |
| Chriscinske, Mark L                               | 53-09-02-100-004.003-015 | 2309   | 1A              | N  | \$ 292,300             | \$ 134,555                           | \$ 157,745        | \$ 1.5790                             | \$ 2.3198                | \$ 2,402.34        | \$ 3,443.89         | \$ 368.98  | \$ -   | \$ 672.57                               | \$ 1,041.55                                 | \$ -  | \$ -   | \$ 1,041.55                                   |
| DeMoss, Garrison Bryan; Abbott, Megan R           | 53-09-02-100-004.004-015 | 2309   | 1A              | N  | \$ 301,700             | \$ 137,845                           | \$ 163,855        | \$ 1.5790                             | \$ 2.3198                | \$ 2,495.40        | \$ 3,555.78         | \$ 380.98  | \$ -   | \$ 679.39                               | \$ 1,060.38                                 | \$ -  | \$ -   | \$ 1,060.38                                   |
| Myers, Andrew G & Schemm, Andrew R                | 53-09-02-100-004.005-015 | 2309   | 1A              | N  | \$ 319,400             | \$ 144,040                           | \$ 175,360        | \$ 1.5790                             | \$ 2.3198                | \$ 2,670.60        | \$ 3,766.41         | \$ 403.54  | \$ -   | \$ 692.27                               | \$ 1,095.81                                 | \$ -  | \$ -   | \$ 1,095.81                                   |
| Dalton, Nancy                                     | 53-04-36-303-016.000-011 |        | 1A              | N  | \$ 144,700             | \$ 82,405                            | \$ 62,295         | \$ 1.7781                             | \$ 2.4986                | \$ 1,065.78        | \$ 1,604.95         | \$ 171.95  | \$ -   | \$ 367.22                               | \$ 539.17                                   | \$ 69.36  | \$ 22.20   | \$ 447.61                                     |
| Williams, Thomas R                                | 53-04-36-100-035.000-011 | 1191   | 1A              | N  | \$ 134,500             | \$ 76,325                            | \$ 58,175         | \$ 1.7781                             | \$ 2.4986                | \$ 995.28          | \$ 1,506.40         | \$ 161.40  | \$ -   | \$ 349.72                               | \$ 511.12                                   | \$ 69.36  | \$ 14.76   | \$ 427.00                                     |
| Board Of Commissioners Of Monroe Co               | 53-04-36-100-034.000-011 |        | 1A              | N  | \$ -                   | \$ -                                 | \$ -              | \$ 1.7781                             | \$ 2.4986                | \$ -               | \$ -                | \$ -   | \$ -   | \$ -                                    | \$ -  | \$ -  | \$ -   | \$ -  |
| Thompson, Jack D                                  | 53-04-36-401-007.000-011 | 2118   | 1A              | N  | \$ 784,600             | \$ -                                 | \$ 784,600        | \$ 1.7781                             | \$ 2.4986                | \$ 13,950.96       | \$ 21,956.79        | \$ 2,352.51  | \$ -   | \$ 5,653.32                             | \$ 8,005.83                                 | \$ 69.36  | \$ 22.20   | \$ 7,914.27                                   |
| Catalent Indiana LLC                              | 53-04-36-401-001.000-011 | 2479   | 1A              | N  | \$ 2,359,100           | \$ -                                 | \$ 2,359,100      | \$ 1.7781                             | \$ 2.4986                | \$ 41,947.16       | \$ 66,018.69        | \$ 7,073.43  | \$ -   | \$ 16,998.10                            | \$ 24,071.53                                | \$ -  | \$ -   | \$ 24,071.53                                  |
| Thompson, Jack D                                  | 53-04-36-401-002.000-011 |        | 1A              | N  | \$ 17,600              | \$ -                                 | \$ 17,600         | \$ 1.7781                             | \$ 2.4986                | \$ 312.96          | \$ 492.53           | \$ 52.77   | \$ -   | \$ 126.80                               | \$ 179.57                                   | \$ -  | \$ -   | \$ 179.57                                     |
| RPC Bloomington LLC                               | 53-04-36-401-009.000-011 | 1428   | 1A              | N  | \$ 5,103,500           | \$ -                                 | \$ 5,103,500      | \$ 1.7781                             | \$ 2.4986                | \$ 90,745.32       | \$ 142,819.88       | \$ 15,302.13   | \$ -   | \$ 36,772.43                            | \$ 52,074.56                                | \$ 69.36  | \$ 22.20   | \$ 51,983.00                                  |
| Board Of Commissioners Of Monroe County           | 53-04-36-401-010.000-011 |        | 1A              | N  | \$ -                   | \$ -                                 | \$ -              | \$ 1.7781                             | \$ 2.4986                | \$ -               | \$ -                | \$ -   | \$ -   | \$ -                                    | \$ -  | \$ -  | \$ -   | \$ -  |
| Indiana University Credit Union                   | 53-04-36-401-008.000-011 |        | 1A              | N  | \$ 1,223,200           | \$ -                                 | \$ 1,223,200      | \$ 1.7781                             | \$ 2.4986                | \$ 21,749.72       | \$ 34,230.88        | \$ 3,667.59  | \$ -   | \$ 8,813.56                             | \$ 12,481.16                                | \$ -  | \$ -   | \$ 12,481.16                                  |
| Circle-prosco Inc                                 | 53-04-36-401-005.000-011 | 1607   | 1A              | N  | \$ 1,735,900           | \$ -                                 | \$ 1,735,900      | \$ 1.7781                             | \$ 2.4986                | \$ 30,866.04       | \$ 48,578.63        | \$ 5,204.85  | \$ -   | \$ 12,507.74                            | \$ 17,712.59                                | \$ 69.36  | \$ 118.68  | \$ 17,524.55                                  |
| Reiter, Matthew S & Cheryl A                      | 53-04-36-401-006.000-011 |        | 1A              | N  | \$ 830,200             | \$ -                                 | \$ 830,200        | \$ 1.7781                             | \$ 2.4986                | \$ 14,761.80       | \$ 23,232.89        | \$ 2,489.24  | \$ -   | \$ 5,981.85                             | \$ 8,471.09                                 | \$ 69.36  | \$ 22.20   | \$ 8,379.53                                   |
| Thompson, Jack D                                  | 53-04-36-401-003.000-011 |        | 1A              | N  | \$ 216,800             | \$ -                                 | \$ 216,800        | \$ 1.7781                             | \$ 2.4986                | \$ 3,854.92        | \$ 6,067.08         | \$ 650.04  | \$ -   | \$ 1,562.12                             | \$ 2,212.16                                 | \$ -  | \$ -   | \$ 2,212.16                                   |
| Crane, Federal Credit Union                       | 53-04-36-401-011.000-011 | 2068   | 1A              | N  | \$ 1,221,500           | \$ -                                 | \$ 1,221,500      | \$ 1.7781                             | \$ 2.4986                | \$ 21,719.48       | \$ 34,183.30        | \$ 3,662.50  | \$ -   | \$ 8,801.33                             | \$ 12,463.82                                | \$ 69.36  | \$ 22.20   | \$ 12,372.26                                  |
| Public Service Co Of In Inc                       | 53-04-36-100-005.000-011 |        | 1A              | N  | \$ 595,600             | \$ -                                 | \$ 595,600        | \$ 1.7781                             | \$ 2.4986                | \$ 10,590.36       | \$ 16,667.68        | \$ 1,785.82  | \$ -   | \$ 4,291.50                             | \$ 6,077.32                                 | \$ -  | \$ -   | \$ 6,077.32                                   |
| Whitehall Crossing D LLC                          | 53-04-36-405-011.000-011 |        | 1A              | N  | \$ 200                 | \$ -                                 | \$ 200            | \$ 1.7781                             | \$ 2.4986                | \$ 3.56            | \$ 5.60             | \$ 0.60  | \$ -   | \$ 1.44                                 | \$ 2.04                                     | \$ -  | \$ -   | \$ 2.04                                       |
| City Of Bloomington Redevelopment Commission      | 53-04-36-405-003.000-011 |        | 1A              | N  | \$ -                   | \$ -                                 | \$ -              | \$ 1.7781                             | \$ 2.4986                | \$ -               | \$ -                | \$ -   | \$ -   | \$ -                                    | \$ -  | \$ -  | \$ -   | \$ -  |
| MDV Spartannash LLC                               | 53-04-36-200-016.000-011 |        | 1A              | N  | \$ 6,564,100           | \$ 37,835                            | \$ 6,526,265      | \$ 1.7781                             | \$ 2.4986                | \$ 116,043.52      | \$ 182,635.53       | \$ 19,568.10   | \$ -   | \$ 47,023.91                            | \$ 66,592.01                                | \$ 69.36  | \$ 74.16   | \$ 66,448.49                                  |
| J&J Quality Rentals LLC                           | 53-04-36-200-015.000-011 |        | 1A              | N  | \$ 99,200              | \$ -                                 | \$ 99,200         | \$ 1.7781                             | \$ 2.4986                | \$ 1,763.88        | \$ 2,222.08         | \$ 238.08  | \$ -   | \$ 220.12                               | \$ 458.20                                   | \$ 69.36  | \$ 22.20   | \$ 366.64                                     |
| Board Of Commissioners Of Monroe Co               | 53-04-36-200-021.000-011 |        | 1A              | N  | \$ -                   | \$ -                                 | \$ -              | \$ 1.7781                             | \$ 2.4986                | \$ -               | \$ -                | \$ -   | \$ -   | \$ -                                    | \$ -  | \$ -  | \$ -   | \$ -  |
| B Three Partners LLC - Series 14                  | 53-04-36-200-016.012-011 | 2441   | 1A              | N  | \$ 1,623,700           | \$ -                                 | \$ 1,623,700      | \$ 1.7781                             | \$ 2.4986                | \$ 28,871.00       | \$ 45,438.75        | \$ 4,868.44  | \$ -   | \$ 11,699.31                            | \$ 16,567.75                                | \$ -  | \$ -   | \$ 16,567.75                                  |
| Norton, Charles E & Karen J                       | 53-04-36-303-102.000-011 | 1847   | 1A              | N  | \$ 132,500             | \$ 90,930                            | \$ 41,570         | \$ 1.7781                             | \$ 2.4986                | \$ 711.20          | \$ 1,119.32         | \$ 119.92  | \$ -   | \$ 288.21                               | \$ 408.12                                   | \$ 69.36  | \$ 22.20   | \$ 316.56                                     |
| Chambers, Jo Ann & Abram, Lori A                  | 53-04-36-303-105.000-011 |        | 1A              | N  | \$ 125,800             | \$ 76,280                            | \$ 49,520         | \$ 1.7781                             | \$ 2.4986                | \$ 847.22          | \$ 1,333.38         | \$ 142.85  | \$ -   | \$ 343.31                               | \$ 486.16                                   | \$ 69.36  | \$ 22.20   | \$ 394.60                                     |
| Kellett, Jennifer S; Kellett, Kenneth W & Wendy S | 53-04-36-100-007.000-011 |        | 1A              | N  | \$ 143,500             | \$ 96,090                            | \$ 47,410         | \$ 1.7781                             | \$ 2.4986                | \$ 811.12          | \$ 827.34           | \$ -   | \$ -   | \$ 16.22                                | \$ 16.22                                    | \$ 69.36  | \$ 22.20   | \$ (75.34)                                    |
| LaPadula, Rebecca Jane & LaPadula, Katherine J    | 53-04-36-301-012.000-011 |        | 1A              | N  | \$ 104,600             | \$ 68,860                            | \$ 35,740         | \$ 1.7781                             | \$ 2.4986                | \$ 611.46          | \$ 962.36           | \$ 103.11  | \$ -   | \$ 247.78                               | \$ 350.90                                   | \$ 69.36  | \$ 22.20   | \$ 259.34                                     |
| Long, Sarah Elizabeth                             | 53-04-36-303-037.000-011 |        | 1A              | N  | \$ 113,300             | \$ 71,905                            | \$ 41,395         | \$ 1.7781                             | \$ 2.4986                | \$ 708.20          | \$ 1,114.60         | \$ 119.41  | \$ -   | \$ 286.99                               | \$ 406.40                                   | \$ 69.36  | \$ 22.20   | \$ 314.84                                     |
| Myers, Charles H II                               | 53-04-36-303-013.000-011 |        | 1A              | N  | \$ 169,600             | \$ -                                 | \$ 169,600        | \$ 1.7781                             | \$ 2.4986                | \$ 3,015.66        | \$ 3,799.04         | \$ 407.04  | \$ -   | \$ 376.34                               | \$ 783.38                                   | \$ 69.36  | \$ 22.20   | \$ 691.82                                     |
| Price, Laura E                                    | 53-04-36-301-009.000-011 |        | 1A              | N  | \$ 139,600             | \$ 81,110                            | \$ 58,490         | \$ 1.7781                             | \$ 2.4986                | \$ 1,000.68        | \$ 1,563.52         | \$ 167.52  | \$ -   | \$ 395.32                               | \$ 562.84                                   | \$ 69.36  | \$ 22.20   | \$ 471.28                                     |
| Cheung, Robert Y                                  | 53-09-01-202-002.000-015 |        | 1A              | N  | \$ 124,900             | \$ 72,965                            | \$ 51,935         | \$ 1.5790                             | \$ 2.3198                | \$ 790.92          | \$ 1,301.44         | \$ 139.44  | \$ -   | \$ 371.08                               | \$ 510.52                                   | \$ 69.36  | \$ 14.76   | \$ 426.40                                     |
| O'Leary, Sean S & Maurice D Lanford               | 53-09-01-302-021.000-015 |        | 1A              | N  | \$ 103,200             | \$ 3,000                             | \$ 100,200        | \$ 1.5790                             | \$ 2.3198                | \$ 1,582.16        | \$ 2,419.75         | \$ 259.26  | \$ -   | \$ 578.33                               | \$ 837.59                                   | \$ 69.36  | \$ 22.20   | \$ 746.03                                     |



# City of Bloomington

## Area #1A: South-West Annexation Area - Tax Impacts Analysis

Note (1): This section shows the inc/(dec) in tax bills due to differences between township fire protection rates and the Monroe Fire Protection District fire rate

| Owner Name   | Parcel #                 | Waiver | Annexation Area | AG | 2020 Pay 2021 Gross AV | 2020 Pay 2021 Deductions /Exemptions | 2020 Pay 2021 NAV | Pre-Annex 2020 Pay 2021 Prop Tax Rate | Post-Annex Prop Tax Rate | Pre-Annex Tax Bill | Post-Annex Tax Bill | Net Tax Bill Increase Due Solely to AV Growth (12%- Aggregate over 4 years) | Net Tax Bill Increase Due to Difference Between Fire Rates (1) | Net Tax Bill Increase Due to Annexation | Total Post-Annexation Net Tax Bill Increase | Benefit 1 Yearly Sewer Bill Savings (@ 4000 Gal/Month) | Benefit 2 Yearly Fire Protection (Water Surcharge) Savings | Post-Annex Tax Bill Inc/(Dec) Net of Benefits |
|--|--------------------------|--------|-----------------|----|------------------------|--------------------------------------|-------------------|---------------------------------------|--------------------------|--------------------|---------------------|---|--|---|---|--|--|---|
| Public Investment Corp                                   | 53-09-01-300-002.000-015 |        | 1A              | N  | \$ 329,300             | \$ -                                 | \$ 329,300        | \$ 1.5790                             | \$ 2.3198                | \$ 5,199.64        | \$ 7,738.00         | \$ 829.07   | \$ -   | \$ 1,709.29                             | \$ 2,538.36                                 | \$ -   | \$ -   | \$ 2,538.36                                   |
| Donnelly, Kathleen M                                     | 53-09-01-211-003.000-015 | 1781   | 1A              | N  | \$ 124,600             | \$ 75,860                            | \$ 48,740         | \$ 1.5790                             | \$ 2.3198                | \$ 742.28          | \$ 1,221.38         | \$ 130.87   | \$ -   | \$ 348.23                               | \$ 479.10                                   | \$ 69.36   | \$ 22.20   | \$ 387.54                                     |
| Brady, Waine N & Vargas, Lisa M                          | 53-09-02-400-003.000-015 | 1544   | 1A              | N  | \$ 134,900             | \$ 79,465                            | \$ 55,435         | \$ 1.5790                             | \$ 2.3198                | \$ 844.24          | \$ 1,389.15         | \$ 148.83   | \$ -   | \$ 396.07                               | \$ 544.91                                   | \$ 69.36   | \$ 37.08   | \$ 438.47                                     |
| Pavey, William L   | 53-09-01-211-041.000-015 |        | 1A              | N  | \$ 167,500             | \$ 89,160                            | \$ 78,340         | \$ 1.5790                             | \$ 2.3198                | \$ 1,194.12        | \$ 1,952.93         | \$ 209.25   | \$ -   | \$ 549.57                               | \$ 758.81                                   | \$ 69.36   | \$ 22.20   | \$ 667.25                                     |
| Stanger, Julie Anne                                      | 53-09-01-209-020.000-015 |        | 1A              | N  | \$ 162,000             | \$ 88,880                            | \$ 73,120         | \$ 1.5790                             | \$ 2.3198                | \$ 1,113.56        | \$ 1,832.31         | \$ 196.31   | \$ -   | \$ 522.44                               | \$ 718.75                                   | \$ 69.36   | \$ 14.76   | \$ 634.63                                     |
| Oswalt, Melody Jo & Mark Edward Mullis C / O Opal Mullis | 53-09-01-209-041.000-015 |        | 1A              | N  | \$ 139,100             | \$ 77,935                            | \$ 61,165         | \$ 1.5790                             | \$ 2.3198                | \$ 931.50          | \$ 1,532.73         | \$ 164.23   | \$ -   | \$ 437.01                               | \$ 601.23                                   | \$ 69.36   | \$ 14.76   | \$ 517.11                                     |
| John E Byers LLC   | 53-09-01-202-018.000-015 |        | 1A              | N  | \$ 101,200             | \$ -                                 | \$ 101,200        | \$ 1.5790                             | \$ 2.3198                | \$ 1,597.94        | \$ 2,377.53         | \$ 254.74   | \$ -   | \$ 524.86                               | \$ 779.59                                   | \$ 69.36   | \$ 14.76   | \$ 695.47                                     |
| Maxton Holdings, LLC                                     | 53-09-01-202-014.000-015 |        | 1A              | N  | \$ 131,600             | \$ -                                 | \$ 131,600        | \$ 1.5790                             | \$ 2.3198                | \$ 2,077.96        | \$ 3,089.78         | \$ 331.05   | \$ -   | \$ 680.77                               | \$ 1,011.82                                 | \$ 69.36   | \$ 14.76   | \$ 927.70                                     |
| Fuller, Thurman E  | 53-09-02-100-017.000-015 |        | 1A              | N  | \$ 120,300             | \$ 74,180                            | \$ 46,120         | \$ 1.5790                             | \$ 2.3198                | \$ 702.36          | \$ 1,155.71         | \$ 123.82   | \$ -   | \$ 329.53                               | \$ 453.35                                   | \$ 69.36   | \$ 22.20   | \$ 361.79                                     |
| Lehman, Samuel R & Lehman, Mary K                        | 53-09-01-202-009.000-015 |        | 1A              | N  | \$ 195,000             | \$ 91,200                            | \$ 103,800        | \$ 1.5790                             | \$ 2.3198                | \$ 1,590.88        | \$ 2,542.61         | \$ 272.42   | \$ -   | \$ 679.31                               | \$ 951.73                                   | \$ 69.36   | \$ 22.20   | \$ 860.17                                     |
| New Hickory Grove LLC                                    | 53-09-01-300-003.000-015 | 1185   | 1A              | N  | \$ 1,548,100           | \$ -                                 | \$ 1,548,100      | \$ 1.5790                             | \$ 2.3198                | \$ 24,444.50       | \$ 36,347.16        | \$ 3,894.34   | \$ -   | \$ 8,008.32                             | \$ 11,902.66                                | \$ -   | \$ -   | \$ 11,902.66                                  |
| Hancock, Denise  | 53-09-01-209-014.000-015 |        | 1A              | N  | \$ 143,200             | \$ 96,370                            | \$ 46,830         | \$ 1.5790                             | \$ 2.3198                | \$ 469.62          | \$ 479.01           | \$ -  | \$ -   | \$ 9.39                                 | \$ 9.39                                     | \$ 69.36   | \$ 22.20   | \$ (82.17)                                    |
| Commons, @ Curry Homeowners                              | 53-09-01-303-006.000-015 |        | 1A              | N  | \$ -                   | \$ -                                 | \$ -              | \$ 1.5790                             | \$ 2.3198                | \$ -               | \$ -                | \$ -  | \$ -   | \$ -                                    | \$ -  | \$ 69.36   | \$ 14.76   | \$ (84.12)                                    |
| Cannon, Robbin C   | 53-09-01-304-025.000-015 |        | 1A              | N  | \$ 114,000             | \$ 72,150                            | \$ 41,850         | \$ 1.5790                             | \$ 2.3198                | \$ 637.34          | \$ 1,048.71         | \$ 112.36   | \$ -   | \$ 299.01                               | \$ 411.37                                   | \$ -   | \$ -   | \$ 411.37                                     |
| Applegate, Sarah A                                       | 53-09-01-304-023.000-015 |        | 1A              | N  | \$ 114,000             | \$ 86,150                            | \$ 27,850         | \$ 1.5790                             | \$ 2.3198                | \$ 154.00          | \$ 157.08           | \$ -  | \$ -   | \$ 3.08                                 | \$ 3.08                                     | \$ 69.36   | \$ 74.16   | \$ (140.44)                                   |
| Small Town Properties LLC                                | 53-09-01-304-017.000-015 |        | 1A              | N  | \$ 114,000             | \$ -                                 | \$ 114,000        | \$ 1.5790                             | \$ 2.3198                | \$ 1,800.06        | \$ 2,676.56         | \$ 286.77   | \$ -   | \$ 589.72                               | \$ 876.50                                   | \$ -   | \$ -   | \$ 876.50                                     |
| Testy, Kelly Y   | 53-09-01-304-016.000-015 |        | 1A              | N  | \$ 114,000             | \$ -                                 | \$ 114,000        | \$ 1.5790                             | \$ 2.3198                | \$ 1,800.06        | \$ 2,676.56         | \$ 286.77   | \$ -   | \$ 589.72                               | \$ 876.50                                   | \$ -   | \$ -   | \$ 876.50                                     |
| Webb, Peter A & Carolyn A                                | 53-09-01-304-024.000-015 |        | 1A              | N  | \$ 116,900             | \$ 73,165                            | \$ 43,735         | \$ 1.5790                             | \$ 2.3198                | \$ 666.06          | \$ 1,095.96         | \$ 117.42   | \$ -   | \$ 312.48                               | \$ 429.90                                   | \$ -   | \$ -   | \$ 429.90                                     |
| Hirst, Heidi E.  | 53-09-01-304-004.000-015 |        | 1A              | N  | \$ 116,700             | \$ 73,095                            | \$ 43,605         | \$ 1.5790                             | \$ 2.3198                | \$ 664.08          | \$ 1,092.71         | \$ 117.08   | \$ -   | \$ 311.54                               | \$ 428.63                                   | \$ -   | \$ -   | \$ 428.63                                     |
| Kern, Koby   | 53-09-01-304-012.000-015 |        | 1A              | N  | \$ 114,000             | \$ -                                 | \$ 114,000        | \$ 1.5790                             | \$ 2.3198                | \$ 1,800.06        | \$ 2,676.56         | \$ 286.77   | \$ -   | \$ 589.72                               | \$ 876.50                                   | \$ -   | \$ -   | \$ 876.50                                     |
| Poe, George & Rebecca S.                                 | 53-09-01-304-001.000-015 |        | 1A              | N  | \$ 116,700             | \$ 73,095                            | \$ 43,605         | \$ 1.5790                             | \$ 2.3198                | \$ 664.08          | \$ 1,092.71         | \$ 117.08   | \$ -   | \$ 311.54                               | \$ 428.63                                   | \$ -   | \$ -   | \$ 428.63                                     |
| Small Town Properties LLC                                | 53-09-01-304-007.000-015 |        | 1A              | N  | \$ 114,000             | \$ -                                 | \$ 114,000        | \$ 1.5790                             | \$ 2.3198                | \$ 1,800.06        | \$ 2,676.56         | \$ 286.77   | \$ -   | \$ 589.72                               | \$ 876.50                                   | \$ -   | \$ -   | \$ 876.50                                     |
| Yang, Haichuan   | 53-09-01-304-008.000-015 |        | 1A              | N  | \$ 114,000             | \$ -                                 | \$ 114,000        | \$ 1.5790                             | \$ 2.3198                | \$ 1,800.06        | \$ 2,676.56         | \$ 286.77   | \$ -   | \$ 589.72                               | \$ 876.50                                   | \$ -   | \$ -   | \$ 876.50                                     |
| Langton LLC  | 53-09-01-304-003.000-015 |        | 1A              | N  | \$ 114,000             | \$ 3,000                             | \$ 111,000        | \$ 1.5790                             | \$ 2.3198                | \$ 1,752.68        | \$ 2,673.32         | \$ 286.43   | \$ -   | \$ 634.21                               | \$ 920.64                                   | \$ -   | \$ -   | \$ 920.64                                     |
| Bentley, Mitchell Lee; Parker, Barbara Justen            | 53-09-01-304-010.000-015 |        | 1A              | N  | \$ 114,200             | \$ 72,220                            | \$ 41,980         | \$ 1.5790                             | \$ 2.3198                | \$ 639.32          | \$ 1,051.98         | \$ 112.72   | \$ -   | \$ 299.94                               | \$ 412.66                                   | \$ -   | \$ -   | \$ 412.66                                     |
| Denkhoff, Brendan S                                      | 53-09-01-304-006.000-015 |        | 1A              | N  | \$ 114,500             | \$ 72,150                            | \$ 42,350         | \$ 1.5790                             | \$ 2.3198                | \$ 644.96          | \$ 1,061.24         | \$ 113.70   | \$ -   | \$ 302.58                               | \$ 416.28                                   | \$ -   | \$ -   | \$ 416.28                                     |
| Williams, Christopher D & Tricia L                       | 53-09-01-304-015.000-015 |        | 1A              | N  | \$ 114,000             | \$ 72,150                            | \$ 41,850         | \$ 1.5790                             | \$ 2.3198                | \$ 637.34          | \$ 1,048.71         | \$ 112.36   | \$ -   | \$ 299.01                               | \$ 411.37                                   | \$ -   | \$ -   | \$ 411.37                                     |
| Ritchey, Debra J   | 53-09-01-304-002.000-015 |        | 1A              | N  | \$ 114,000             | \$ 72,150                            | \$ 41,850         | \$ 1.5790                             | \$ 2.3198                | \$ 637.34          | \$ 1,048.71         | \$ 112.36   | \$ -   | \$ 299.01                               | \$ 411.37                                   | \$ -   | \$ -   | \$ 411.37                                     |
| Canfield Properties LLC                                  | 53-09-01-304-011.000-015 |        | 1A              | N  | \$ 114,000             | \$ -                                 | \$ 114,000        | \$ 1.5790                             | \$ 2.3198                | \$ 1,800.06        | \$ 2,676.56         | \$ 286.77   | \$ -   | \$ 589.72                               | \$ 876.50                                   | \$ -   | \$ -   | \$ 876.50                                     |
| Holm, Jan C & Linda J                                    | 53-09-01-304-018.000-015 |        | 1A              | N  | \$ 116,200             | \$ 3,000                             | \$ 113,200        | \$ 1.5790                             | \$ 2.3198                | \$ 1,787.44        | \$ 2,724.97         | \$ 291.96   | \$ -   | \$ 645.57                               | \$ 937.53                                   | \$ -   | \$ -   | \$ 937.53                                     |
| Stern, Kortney S & Stern, Shari L                        | 53-09-01-304-013.000-015 |        | 1A              | N  | \$ 105,400             | \$ 69,140                            | \$ 36,260         | \$ 1.5790                             | \$ 2.3198                | \$ 552.22          | \$ 908.64           | \$ 97.35  | \$ -   | \$ 259.07                               | \$ 356.42                                   | \$ -   | \$ -   | \$ 356.42                                     |
| Chovanec, Rebecca A                                      | 53-09-01-304-021.000-015 |        | 1A              | N  | \$ 114,200             | \$ 72,220                            | \$ 41,980         | \$ 1.5790                             | \$ 2.3198                | \$ 639.32          | \$ 1,051.98         | \$ 112.72   | \$ -   | \$ 299.94                               | \$ 412.66                                   | \$ -   | \$ -   | \$ 412.66                                     |
| Schrader Enterprise Retirement Trust                     | 53-09-01-303-017.000-015 |        | 1A              | N  | \$ 115,600             | \$ -                                 | \$ 115,600        | \$ 1.5790                             | \$ 2.3198                | \$ 1,825.32        | \$ 2,714.12         | \$ 290.80   | \$ -   | \$ 598.00                               | \$ 888.80                                   | \$ -   | \$ -   | \$ 888.80                                     |
| Eisenhour, Kyanne  | 53-09-01-303-015.000-015 |        | 1A              | N  | \$ 115,600             | \$ 72,710                            | \$ 42,890         | \$ 1.5790                             | \$ 2.3198                | \$ 653.18          | \$ 1,074.78         | \$ 115.16   | \$ -   | \$ 306.44                               | \$ 421.60                                   | \$ -   | \$ -   | \$ 421.60                                     |
| Fink, Costanza   | 53-09-01-303-021.000-015 |        | 1A              | N  | \$ 116,200             | \$ 72,920                            | \$ 43,280         | \$ 1.5790                             | \$ 2.3198                | \$ 659.12          | \$ 1,084.56         | \$ 116.21   | \$ -   | \$ 309.23                               | \$ 425.44                                   | \$ -   | \$ -   | \$ 425.44                                     |
| Scutt, Morris V  | 53-09-01-303-011.000-015 |        | 1A              | N  | \$ 115,600             | \$ 111,670                           | \$ 3,930          | \$ 1.5790                             | \$ 2.3198                | \$ -               | \$ 98.50            | \$ 10.56  | \$ -   | \$ 87.94                                | \$ 98.50                                    | \$ -   | \$ -   | \$ 98.50                                      |
| Hagner, Kyle P   | 53-09-01-303-020.000-015 |        | 1A              | N  | \$ 115,600             | \$ 69,710                            | \$ 45,890         | \$ 1.5790                             | \$ 2.3198                | \$ 698.88          | \$ 1,149.97         | \$ 123.21   | \$ -   | \$ 327.87                               | \$ 451.09                                   | \$ -   | \$ -   | \$ 451.09                                     |
| Powell, Thomas Boyden                                    | 53-09-01-303-009.000-015 |        | 1A              | N  | \$ 107,000             | \$ 69,700                            | \$ 37,300         | \$ 1.5790                             | \$ 2.3198                | \$ 568.04          | \$ 934.69           | \$ 100.15   | \$ -   | \$ 266.51                               | \$ 366.65                                   | \$ -   | \$ -   | \$ 366.65                                     |
| Muckerheide, Scott & Mary Ann                            | 53-09-01-303-019.000-015 |        | 1A              | N  | \$ 108,100             | \$ -                                 | \$ 108,100        | \$ 1.5790                             | \$ 2.3198                | \$ 1,706.90        | \$ 2,538.03         | \$ 271.93   | \$ -   | \$ 559.20                               | \$ 831.13                                   | \$ -   | \$ -   | \$ 831.13                                     |
| Kemker, Stephen & Kalen Carty                            | 53-09-01-303-010.000-015 |        | 1A              | N  | \$ 113,100             | \$ -                                 | \$ 113,100        | \$ 1.5790                             | \$ 2.3198                | \$ 1,785.84        | \$ 2,655.43         | \$ 284.51   | \$ -   | \$ 585.08                               | \$ 869.59                                   | \$ -   | \$ -   | \$ 869.59                                     |
| Parker Family Trust                                      | 53-09-01-303-018.000-015 |        | 1A              | N  | \$ 113,400             | \$ -                                 | \$ 113,400        | \$ 1.5790                             | \$ 2.3198                | \$ 1,790.60        | \$ 2,662.47         | \$ 285.26   | \$ -   | \$ 586.60                               | \$ 871.87                                   | \$ -   | \$ -   | \$ 871.87                                     |
| Novak, Melody R  | 53-09-01-303-005.000-015 |        | 1A              | N  | \$ 113,400             | \$ 71,940                            | \$ 41,460         | \$ 1.5790                             | \$ 2.3198                | \$ 631.40          | \$ 1,038.94         | \$ 111.31   | \$ -   | \$ 296.23                               | \$ 407.54                                   | \$ -   | \$ -   | \$ 407.54                                     |
| Luallen, Karen S & Luallen, Bobby Joe                    | 53-09-01-303-012.000-015 |        | 1A              | N  | \$ 113,100             | \$ 71,835                            | \$ 41,265         | \$ 1.5790                             | \$ 2.3198                | \$ 628.44          | \$ 1,034.06         | \$ 110.80   | \$ -   | \$ 294.83                               | \$ 405.62                                   | \$ -   | \$ -   | \$ 405.62                                     |
| Gever, Deborah L   | 53-09-01-303-002.000-015 |        | 1A              | N  | \$ 113,100             | \$ 68,835                            | \$ 44,265         | \$ 1.5790                             | \$ 2.3198                | \$ 674.12          | \$ 1,109.24         | \$ 118.85   | \$ -   | \$ 316.27                               | \$ 435.12                                   | \$ -   | \$ -   | \$ 435.12                                     |
| Monroe, Michael B  | 53-09-01-303-014.000-015 |        | 1A              | N  | \$ 115,700             | \$ 72,745                            | \$ 42,955         | \$ 1.5790                             | \$ 2.3198                | \$ 654.16          | \$ 1,076.41         | \$ 115.34   | \$ -   | \$ 306.91                               | \$ 422.25                                   | \$ -   | \$ -   | \$ 422.25                                     |
| Fisse, Patricia A  | 53-09-01-303-004.000-015 |        | 1A              | N  | \$ 113,100             | \$ 71,835                            | \$ 41,265         | \$ 1.5790                             | \$ 2.3198                | \$ 628.44          | \$ 1,034.06         | \$ 110.80   | \$ -   | \$ 294.83                               | \$ 405.62                                   | \$ -   | \$ -   | \$ 405.62                                     |
| Olges, Kathleen L  | 53-09-01-209-029.000-015 |        | 1A              | N  | \$ 161,500             | \$ 88,600                            | \$ 72,900         | \$ 1.5790                             | \$ 2.3198                | \$ 1,110.20        | \$ 1,826.80         | \$ 195.73   | \$ -   | \$ 520.87                               | \$ 716.60                                   | \$ 69.36   | \$ 14.76   | \$ 632.48                                     |
| Sutlic, Alexander J & Hutchison, Jana L                  | 53-09-01-212-013.000-015 | 1791   | 1A              | N  | \$ 113,800             | \$ 71,905                            | \$ 41,895         | \$ 1.5790                             | \$ 2.3198                | \$ 638.04          | \$ 1,049.84         | \$ 112.47   | \$ -   | \$ 299.33                               | \$ 411.80                                   | \$ 69.36   | \$ 22.20   | \$ 320.24                                     |
| Dye, Debra K   | 53-09-12-201-037.000-015 |        | 1A              | N  | \$ 133,900             | \$ 76,115                            | \$ 57,785         | \$ 1.5790                             | \$ 2.3198                | \$ 880.04          | \$ 1,448.03         | \$ 155.14   | \$ -   | \$ 412.85                               | \$ 567.99                                   | \$ 69.36   | \$ 22.20   | \$ 476.43                                     |
| Sturgeon, Kyle M   | 53-09-12-201-038.000-015 |        | 1A              | N  | \$ 128,900             | \$ 77,190                            | \$ 51,710         | \$ 1.5790                             | \$ 2.3198                | \$ 787.50          | \$ 1,295.79         | \$ 138.83   | \$ -   | \$ 369.46                               |   |  |  |   |

## City of Bloomington

### Area #1A: South-West Annexation Area - Tax Impacts Analysis

Note (1): This section shows the inc/(dec) in tax bills due to differences between township fire protection rates and the Monroe Fire Protection District fire rate

| Owner Name   | Parcel #                 | Waiver | Annexation Area | AG | 2020 Pay 2021 Gross AV | 2020 Pay 2021 Deductions /Exemptions | 2020 Pay 2021 NAV | Pre-Annex 2020 Pay 2021 Prop Tax Rate | Post-Annex Prop Tax Rate | Pre-Annex Tax Bill | Post-Annex Tax Bill | Net Tax Bill Increase Due Solely to AV Growth (12% - Aggregate over 4 years) | Net Tax Bill Increase Due to Difference Between Fire Rates (1) | Net Tax Bill Increase Due to Annexation | Total Post-Annexation Net Tax Bill Increase | Benefit 1 Yearly Sewer Bill Savings (@ 4000 Gal/Month) | Benefit 2 Yearly Fire Protection (Water Surcharge) Savings | Post-Annex Tax Bill Inc/(Dec) Net of Benefits |
|--|--------------------------|--------|-----------------|----|------------------------|--------------------------------------|-------------------|---------------------------------------|--------------------------|--------------------|---------------------|--|--|---|---|--|--|---|
| Conder, Bruce E & Lana J                                 | 53-09-02-400-008.000-015 |        | 1A              | Y  | \$ 129,300             | \$ 3,000                             | \$ 126,300        | \$ 1.5790                             | \$ 2.3198                | \$ 1,994.28        | \$ 1,994.28         | \$ 1,016.62  | \$ -   | \$ -                                    | \$ 1,016.62                                 | \$ -   | \$ -   | \$ 1,016.62                                   |
| Conder, Bruce E & Lana J                                 | 53-09-02-400-007.000-015 |        | 1A              | Y  | \$ 211,800             | \$ -                                 | \$ 211,800        | \$ 1.5790                             | \$ 2.3198                | \$ 3,344.32        | \$ 3,344.32         | \$ 1,663.73  | \$ -   | \$ -                                    | \$ 1,663.73                                 | \$ -   | \$ -   | \$ 1,663.73                                   |
| Woerdeman, Cody & Kayla R                                | 53-09-02-300-096.000-015 | 2037   | 1A              | N  | \$ 253,900             | \$ 121,115                           | \$ 132,785        | \$ 1.5790                             | \$ 2.3198                | \$ 2,022.22        | \$ 2,986.89         | \$ 320.02  | \$ -   | \$ 644.65                               | \$ 964.67                                   | \$ 69.36   | \$ 22.20   | \$ 873.11                                     |
| Lattire, Brett; Reilly, Mary                             | 53-09-02-300-097.000-015 | 2037   | 1A              | N  | \$ 194,400             | \$ 3,000                             | \$ 191,400        | \$ 1.5790                             | \$ 2.3198                | \$ 3,022.20        | \$ 4,561.00         | \$ 488.68  | \$ -   | \$ 1,050.12                             | \$ 1,538.80                                 | \$ 69.36   | \$ 22.20   | \$ 1,447.24                                   |
| Rastall, Anthony J & Karan L                             | 53-09-02-300-080.000-015 | 2037   | 1A              | N  | \$ 228,800             | \$ 112,330                           | \$ 116,470        | \$ 1.5790                             | \$ 2.3198                | \$ 1,773.76        | \$ 2,688.17         | \$ 288.01  | \$ -   | \$ 626.40                               | \$ 914.41                                   | \$ 69.36   | \$ 22.20   | \$ 822.85                                     |
| City Of Bloomington                                      | 53-09-12-200-023.000-015 |        | 1A              | N  | \$ -                   | \$ -                                 | \$ -              | \$ 1.5790                             | \$ 2.3198                | \$ -               | \$ -                | \$ -   | \$ -   | \$ -                                    | \$ -  | \$ -   | \$ -   | \$ -  |
| Santiago, Lela Marie & Kenneth                           | 53-09-02-300-064.000-015 | 2037   | 1A              | N  | \$ 215,700             | \$ 107,745                           | \$ 107,955        | \$ 1.5790                             | \$ 2.3198                | \$ 1,644.08        | \$ 2,532.28         | \$ 271.32  | \$ -   | \$ 616.88                               | \$ 888.20                                   | \$ 69.36   | \$ 22.20   | \$ 796.64                                     |
| Meyer, Keith D & Jennifer                                | 53-09-02-300-038.000-015 | 2037   | 1A              | N  | \$ 217,800             | \$ 145,920                           | \$ 71,880         | \$ 1.5790                             | \$ 2.3198                | \$ 1,094.68        | \$ 1,801.24         | \$ 193.00  | \$ -   | \$ 513.56                               | \$ 706.56                                   | \$ 69.36   | \$ 22.20   | \$ 615.00                                     |
| Factora, Troy  | 53-09-02-300-041.000-015 | 2037   | 1A              | N  | \$ 255,500             | \$ 121,570                           | \$ 133,930        | \$ 1.5790                             | \$ 2.3198                | \$ 2,039.64        | \$ 3,002.70         | \$ 321.72  | \$ -   | \$ 641.33                               | \$ 963.06                                   | \$ 69.36   | \$ 22.20   | \$ 871.50                                     |
| Christensen, Brian S & Diane M                           | 53-09-02-300-076.000-015 | 2037   | 1A              | N  | \$ 216,300             | \$ 104,850                           | \$ 111,450        | \$ 1.5790                             | \$ 2.3198                | \$ 1,697.48        | \$ 2,546.88         | \$ 272.88  | \$ -   | \$ 576.52                               | \$ 849.40                                   | \$ 69.36   | \$ 22.20   | \$ 757.84                                     |
| Cabezas, Jorge E Vasquez & Stephanie M Willis            | 53-01-63-039-278.000-015 | 2121   | 1A              | N  | \$ 215,700             | \$ 104,745                           | \$ 110,955        | \$ 1.5790                             | \$ 2.3198                | \$ 1,689.76        | \$ 2,535.52         | \$ 271.67  | \$ -   | \$ 574.09                               | \$ 845.76                                   | \$ 69.36   | \$ 22.20   | \$ 754.20                                     |
| Shrum, James C & Rebecca L                               | 53-01-63-039-279.000-015 | 2121   | 1A              | N  | \$ 198,500             | \$ 98,235                            | \$ 100,265        | \$ 1.5790                             | \$ 2.3198                | \$ 1,527.76        | \$ 2,350.53         | \$ 251.85  | \$ -   | \$ 570.92                               | \$ 822.77                                   | \$ 69.36   | \$ 22.20   | \$ 731.21                                     |
| Elliott-Felton, Julia F                                  | 53-01-63-039-280.000-015 | 2121   | 1A              | N  | \$ 201,800             | \$ 102,705                           | \$ 99,095         | \$ 1.5790                             | \$ 2.3198                | \$ 1,509.14        | \$ 2,361.43         | \$ 253.00  | \$ -   | \$ 599.29                               | \$ 852.29                                   | \$ 69.36   | \$ 22.20   | \$ 760.73                                     |
| Dabney, Angela D   | 53-01-63-039-281.000-015 | 2121   | 1A              | N  | \$ 174,000             | \$ 93,150                            | \$ 80,850         | \$ 1.5790                             | \$ 2.3198                | \$ 1,231.28        | \$ 2,026.03         | \$ 217.07  | \$ -   | \$ 577.67                               | \$ 794.75                                   | \$ 69.36   | \$ 22.20   | \$ 703.19                                     |
| Brown, Mary J  | 53-01-63-039-282.000-015 | 2121   | 1A              | N  | \$ 188,400             | \$ 98,190                            | \$ 90,210         | \$ 1.5790                             | \$ 2.3198                | \$ 1,373.84        | \$ 2,207.37         | \$ 236.50  | \$ -   | \$ 597.03                               | \$ 833.53                                   | \$ 69.36   | \$ 22.20   | \$ 741.97                                     |
| Danns, Dionne Revocable Declaration of Trust             | 53-01-63-039-283.000-015 | 2121   | 1A              | N  | \$ 203,100             | \$ 103,335                           | \$ 99,765         | \$ 1.5790                             | \$ 2.3198                | \$ 1,519.36        | \$ 2,382.33         | \$ 255.25  | \$ -   | \$ 607.71                               | \$ 862.97                                   | \$ 69.36   | \$ 22.20   | \$ 771.41                                     |
| Kelley, Shawn L & Carrie B                               | 53-01-63-039-284.000-015 | 2121   | 1A              | N  | \$ 217,400             | \$ 108,340                           | \$ 109,060        | \$ 1.5790                             | \$ 2.3198                | \$ 1,660.92        | \$ 2,552.50         | \$ 273.48  | \$ -   | \$ 618.10                               | \$ 891.58                                   | \$ 69.36   | \$ 22.20   | \$ 800.02                                     |
| Blaszka, Matthew M                                       | 53-01-63-039-285.000-015 | 2130   | 1A              | N  | \$ 185,400             | \$ 97,140                            | \$ 88,260         | \$ 1.5790                             | \$ 2.3198                | \$ 1,344.14        | \$ 2,171.67         | \$ 232.67  | \$ -   | \$ 594.85                               | \$ 827.53                                   | \$ 69.36   | \$ 22.20   | \$ 735.97                                     |
| Manning, Debra J   | 53-01-63-039-286.000-015 | 2130   | 1A              | N  | \$ 203,700             | \$ 100,545                           | \$ 103,155        | \$ 1.5790                             | \$ 2.3198                | \$ 1,570.98        | \$ 2,392.71         | \$ 256.37  | \$ -   | \$ 565.36                               | \$ 821.73                                   | \$ 69.36   | \$ 22.20   | \$ 730.17                                     |
| Kriese, Anna & Joshua Avinoam                            | 53-01-63-039-287.000-015 | 2130   | 1A              | N  | \$ 196,800             | \$ 101,130                           | \$ 95,670         | \$ 1.5790                             | \$ 2.3198                | \$ 1,457.00        | \$ 2,307.34         | \$ 247.21  | \$ -   | \$ 603.13                               | \$ 850.34                                   | \$ 69.36   | \$ 22.20   | \$ 758.78                                     |
| Ta, Kim Huong Thi; Nguyen, Larry                         | 53-01-63-039-288.000-015 | 2130   | 1A              | N  | \$ 205,200             | \$ 104,070                           | \$ 101,130        | \$ 1.5790                             | \$ 2.3198                | \$ 1,540.12        | \$ 2,407.32         | \$ 257.94  | \$ -   | \$ 609.27                               | \$ 867.20                                   | \$ 69.36   | \$ 22.20   | \$ 775.64                                     |
| Ratzburg, Joshua K & Sarah I                             | 53-01-63-039-289.000-015 | 2130   | 1A              | N  | \$ 173,800             | \$ 93,080                            | \$ 80,720         | \$ 1.5790                             | \$ 2.3198                | \$ 1,229.32        | \$ 2,022.76         | \$ 216.72  | \$ -   | \$ 576.72                               | \$ 793.44                                   | \$ 69.36   | \$ 22.20   | \$ 701.88                                     |
| Gunterman, Elizabeth & Paul Ryan                         | 53-09-02-100-004.006-015 | 2309   | 1A              | N  | \$ 319,000             | \$ 143,900                           | \$ 175,100        | \$ 1.5790                             | \$ 2.3198                | \$ 2,666.64        | \$ 3,761.66         | \$ 403.03  | \$ -   | \$ 691.98                               | \$ 1,095.02                                 | \$ -   | \$ -   | \$ 1,095.02                                   |
| Rollins, Jack D & Linda S                                | 53-09-02-100-004.007-015 | 2309   | 1A              | N  | \$ 238,400             | \$ 115,690                           | \$ 122,710        | \$ 1.5790                             | \$ 2.3198                | \$ 1,868.78        | \$ 2,802.43         | \$ 300.26  | \$ -   | \$ 633.39                               | \$ 933.65                                   | \$ -   | \$ -   | \$ 933.65                                     |
| Hill, Kevin B & Tammi A                                  | 53-09-02-100-004.008-015 | 2309   | 1A              | N  | \$ 330,600             | \$ 140,435                           | \$ 190,165        | \$ 1.5790                             | \$ 2.3198                | \$ 2,906.44        | \$ 4,127.74         | \$ 442.26  | \$ -   | \$ 779.03                               | \$ 1,221.30                                 | \$ -   | \$ -   | \$ 1,221.30                                   |
| Dart, Phillip E & Judy A                                 | 53-09-02-100-004.009-015 | 2309   | 1A              | N  | \$ 321,000             | \$ 141,600                           | \$ 179,400        | \$ 1.5790                             | \$ 2.3198                | \$ 2,732.14        | \$ 3,788.69         | \$ 405.93  | \$ -   | \$ 650.62                               | \$ 1,056.55                                 | \$ 69.36   | \$ 22.20   | \$ 964.99                                     |
| Rosenbeck, Brian L                                       | 53-09-02-100-004.010-015 | 2309   | 1A              | N  | \$ 308,900             | \$ 140,365                           | \$ 168,535        | \$ 1.5790                             | \$ 2.3198                | \$ 2,566.68        | \$ 3,641.45         | \$ 390.15  | \$ -   | \$ 684.62                               | \$ 1,074.77                                 | \$ 69.36   | \$ 22.20   | \$ 983.21                                     |
| Fox, David K & Amy A                                     | 53-09-02-100-004.011-015 | 2309   | 1A              | N  | \$ 289,600             | \$ 133,610                           | \$ 155,990        | \$ 1.5790                             | \$ 2.3198                | \$ 2,375.60        | \$ 3,411.77         | \$ 365.55  | \$ -   | \$ 670.62                               | \$ 1,036.17                                 | \$ 69.36   | \$ 22.20   | \$ 944.61                                     |
| Abdelkader, Fadi H & Lyndsey M                           | 53-09-02-100-004.012-015 | 2309   | 1A              | N  | \$ 369,500             | \$ 150,935                           | \$ 218,565        | \$ 1.5790                             | \$ 2.3198                | \$ 3,343.96        | \$ 4,716.00         | \$ 505.29  | \$ -   | \$ 866.75                               | \$ 1,372.04                                 | \$ 69.36   | \$ 22.20   | \$ 1,280.48                                   |
| Bowles, Brett C & Paige K                                | 53-09-02-100-004.013-015 | 2309   | 1A              | N  | \$ 386,100             | \$ 167,385                           | \$ 218,715        | \$ 1.5790                             | \$ 2.3198                | \$ 3,330.88        | \$ 4,560.22         | \$ 488.60  | \$ -   | \$ 740.74                               | \$ 1,229.34                                 | \$ 69.36   | \$ 22.20   | \$ 1,137.78                                   |
| Schaefer, Matthew M & Staggs, Tyler E                    | 53-09-02-100-004.014-015 | 2309   | 1A              | N  | \$ 299,800             | \$ 137,180                           | \$ 162,620        | \$ 1.5790                             | \$ 2.3198                | \$ 2,476.58        | \$ 3,533.15         | \$ 378.54  | \$ -   | \$ 678.02                               | \$ 1,056.57                                 | \$ 69.36   | \$ 22.20   | \$ 965.01                                     |
| OConnor, John M & Axsom, Rachel                          | 53-09-02-100-004.015-015 | 2309   | 1A              | N  | \$ 286,900             | \$ 132,665                           | \$ 154,235        | \$ 1.5790                             | \$ 2.3198                | \$ 2,348.88        | \$ 3,379.63         | \$ 362.10  | \$ -   | \$ 668.65                               | \$ 1,030.75                                 | \$ 69.36   | \$ 22.20   | \$ 939.19                                     |
| Wilson, Kenneth E & Jennifer                             | 53-09-02-100-004.016-015 | 2309   | 1A              | N  | \$ 426,700             | \$ 195,740                           | \$ 230,960        | \$ 1.5790                             | \$ 2.3198                | \$ 3,519.00        | \$ 4,755.28         | \$ 509.49  | \$ -   | \$ 726.79                               | \$ 1,236.28                                 | \$ 69.36   | \$ 22.20   | \$ 1,144.72                                   |
| O'Hagan, Heather M                                       | 53-09-02-100-004.017-015 | 2309   | 1A              | N  | \$ 309,500             | \$ 140,575                           | \$ 168,925        | \$ 1.5790                             | \$ 2.3198                | \$ 2,572.60        | \$ 3,648.60         | \$ 390.92  | \$ -   | \$ 685.07                               | \$ 1,076.00                                 | \$ 69.36   | \$ 22.20   | \$ 984.44                                     |
| Way, Sheila Y  | 53-09-02-100-004.018-015 | 2309   | 1A              | N  | \$ 245,600             | \$ 118,210                           | \$ 127,390        | \$ 1.5790                             | \$ 2.3198                | \$ 1,940.06        | \$ 2,888.12         | \$ 309.45  | \$ -   | \$ 638.62                               | \$ 948.06                                   | \$ 69.36   | \$ 22.20   | \$ 856.50                                     |
| Acacia Investments LLC; Texin LLC; TF Warehouses LLC     | 53-04-25-300-025.000-011 | 1901   | 1A              | N  | \$ 2,261,800           | \$ -                                 | \$ 2,261,800      | \$ 1.7781                             | \$ 2.4986                | \$ 40,217.08       | \$ 63,295.78        | \$ 6,781.69  | \$ -   | \$ 16,297.01                            | \$ 23,078.70                                | \$ 69.36   | \$ 22.20   | \$ 22,987.14                                  |
| Board Of Commissioners Of Monroe Co                      | 53-04-36-200-012.000-011 |        | 1A              | N  | \$ -                   | \$ -                                 | \$ -              | \$ 1.7781                             | \$ 2.4986                | \$ -               | \$ -                | \$ -   | \$ -   | \$ -                                    | \$ -  | \$ -   | \$ -   | \$ -  |
| Board Of Commissioners Of                                | 53-04-25-300-022.000-011 |        | 1A              | N  | \$ -                   | \$ -                                 | \$ -              | \$ 1.7781                             | \$ 2.4986                | \$ -               | \$ -                | \$ -   | \$ -   | \$ -                                    | \$ -  | \$ -   | \$ -   | \$ -  |
| Acacia Investments LLC & Texin LLC                       | 53-04-25-400-019.000-011 |        | 1A              | N  | \$ 1,800               | \$ -                                 | \$ 1,800          | \$ 1.7781                             | \$ 2.4986                | \$ 32.00           | \$ 50.37            | \$ 5.40  | \$ -   | \$ 12.98                                | \$ 18.37                                    | \$ -   | \$ -   | \$ 18.37                                      |
| Acacia Investments LLC & Texin LLC                       | 53-04-25-400-001.000-011 |        | 1A              | N  | \$ 1,577,600           | \$ -                                 | \$ 1,577,600      | \$ 1.7781                             | \$ 2.4986                | \$ 28,051.32       | \$ 44,148.65        | \$ 4,730.21  | \$ -   | \$ 11,367.12                            | \$ 16,097.33                                | \$ -   | \$ -   | \$ 16,097.33                                  |
| Acacia Investments LLC & Texin LLC                       | 53-04-25-400-023.000-011 |        | 1A              | N  | \$ 4,057,200           | \$ -                                 | \$ 4,057,200      | \$ 1.7781                             | \$ 2.4986                | \$ 72,141.08       | \$ 113,539.50       | \$ 12,164.95   | \$ -   | \$ 29,233.47                            | \$ 41,398.42                                | \$ -   | \$ -   | \$ 41,398.42                                  |
| Board Of Commissioners Of                                | 53-04-25-400-012.000-011 |        | 1A              | N  | \$ -                   | \$ -                                 | \$ -              | \$ 1.7781                             | \$ 2.4986                | \$ -               | \$ -                | \$ -   | \$ -   | \$ -                                    | \$ -  | \$ -   | \$ -   | \$ -  |
| Manwaring, William A & Priscilla O Joint Revocable Trust | 53-04-36-302-003.000-011 |        | 1A              | N  | \$ 118,600             | \$ 70,760                            | \$ 47,840         | \$ 1.7781                             | \$ 2.4986                | \$ 818.48          | \$ 1,288.16         | \$ 138.02  | \$ -   | \$ 331.66                               | \$ 469.68                                   | \$ 69.36   | \$ 22.20   | \$ 378.12                                     |
| Shelby Bloomington LLC                                   | 53-04-36-101-002.000-011 |        | 1A              | N  | \$ 20,900              | \$ -                                 | \$ 20,900         | \$ 1.7781                             | \$ 2.4986                | \$ 371.62          | \$ 584.88           | \$ 62.67   | \$ -   | \$ 150.59                               | \$ 213.26                                   | \$ -   | \$ -   | \$ 213.26                                     |
| Gailes Gas & Electric Inc                                | 53-04-36-101-001.000-011 |        | 1A              | N  | \$ 471,100             | \$ -                                 | \$ 471,100        | \$ 1.7781                             | \$ 2.4986                | \$ 8,376.64        | \$ 13,183.59        | \$ 1,412.53  | \$ -   | \$ 3,394.42                             | \$ 4,806.95                                 | \$ 69.36   | \$ 22.20   | \$ 4,715.39                                   |
| Ashba, Meg M   | 53-04-36-303-096.000-011 |        | 1A              | N  | \$ 154,400             | \$ 86,290                            | \$ 68,110         | \$ 1.7781                             | \$ 2.4986                | \$ 1,165.26        | \$ 1,729.28         | \$ 185.28  | \$ -   | \$ 378.74                               | \$ 564.02                                   | \$ 69.36   | \$ 22.20   | \$ 472.46                                     |
| Lawrence, James A & Tammi S                              | 53-04-36-303-077.000-011 | 2459   | 1A              | N  | \$ 168,900             | \$ 88,365                            | \$ 80,535         | \$ 1.7781                             | \$ 2.4986                | \$ 1,377.84        | \$ 1,891.68         | \$ 202.68  | \$ -   | \$ 311.16                               | \$ 513.84                                   | \$ 69.36   | \$ 22.20   | \$ 422.28                                     |
| Hill, Donald L. & Carolyn S.                             | 53-04-36-302-012.000-011 |        | 1A              | N  | \$ 96,900              | \$ 80,165                            | \$ 16,735         | \$ 1.7781                             | \$ 2.4986                | \$                 |                     |  |  |   |   |  |  |   |

# City of Bloomington

## Area #1A: South-West Annexation Area - Tax Impacts Analysis

Note (1): This section shows the inc/(dec) in tax bills due to differences between township fire protection rates and the Monroe Fire Protection District fire rate

| Owner Name  | Parcel #                 | Waiver | Annexation Area | AG | 2020 Pay 2021 Gross AV | 2020 Pay 2021 Deductions /Exemptions | 2020 Pay 2021 NAV | Pre-Annex 2020 Pay 2021 Prop Tax Rate | Post-Annex Prop Tax Rate | Pre-Annex Tax Bill | Post-Annex Tax Bill | Net Tax Bill Increase Due Solely to AV Growth (12% - Aggregate over 4 years) | Net Tax Bill Increase Due to Difference Between Fire Rates (1) | Net Tax Bill Increase Due to Annexation | Total Post-Annexation Net Tax Bill Increase | Benefit 1 Yearly Sewer Bill Savings (@ 4000 Gal/Month) | Benefit 2 Yearly Fire Protection (Water Surcharge) Savings | Post-Annex Tax Bill Inc/(Dec) Net of Benefits |
|---|--------------------------|--------|-----------------|----|------------------------|--------------------------------------|-------------------|---------------------------------------|--------------------------|--------------------|---------------------|--|--|---|---|--|--|---|
| Duncan Supply Co. Inc.  | 53-04-36-200-016-014-011 | 2481   | 1A              | N  | \$ 1,663,900           | \$ -                                 | \$ 1,663,900      | \$ 1.7781                             | \$ 2.4986                | \$ 29,585.80       | \$ 46,563.73        | \$ 4,988.97  | \$ -   | \$ 11,988.96                            | \$ 16,977.93                                | \$ -   | \$ -   | \$ 16,977.93                                  |
| Fluke, Teresa L   | 53-04-36-303-056-000-011 |        | 1A              | N  | \$ 106,600             | \$ 69,280                            | \$ 37,320         | \$ 1.7781                             | \$ 2.4986                | \$ 638.48          | \$ 1,004.87         | \$ 107.66  | \$ -   | \$ 258.74                               | \$ 366.39                                   | \$ 69.36   | \$ 22.20   | \$ 274.83                                     |
| Stewart, Gary D & Melanee G   | 53-04-36-303-030-000-011 |        | 1A              | N  | \$ 150,900             | \$ 82,860                            | \$ 68,040         | \$ 1.7781                             | \$ 2.4986                | \$ 1,166.28        | \$ 1,711.87         | \$ 183.42  | \$ -   | \$ 362.17                               | \$ 545.59                                   | \$ 69.36   | \$ 22.20   | \$ 454.03                                     |
| Busler, Ronald B & Diane  | 53-04-36-302-013-000-011 |        | 1A              | N  | \$ 122,200             | \$ 113,910                           | \$ 8,290          | \$ 1.7781                             | \$ 2.4986                | \$ 141.84          | \$ 223.23           | \$ 23.92   | \$ -   | \$ 57.47                                | \$ 81.39                                    | \$ 69.36   | \$ 22.20   | \$ (10.17)                                    |
| Board Of Commissioners Monroe County, The   | 53-04-36-302-028-000-011 |        | 1A              | N  | \$ -                   | \$ -                                 | \$ -              | \$ 1.7781                             | \$ 2.4986                | \$ -               | \$ -                | \$ -   | \$ -   | \$ -                                    | \$ -  | \$ -   | \$ -   | \$ -  |
| Myers, Charles H  | 53-04-36-303-029-000-011 |        | 1A              | N  | \$ 132,600             | \$ -                                 | \$ 132,600        | \$ 1.7781                             | \$ 2.4986                | \$ 2,357.76        | \$ 2,970.24         | \$ 318.24  | \$ -   | \$ 294.24                               | \$ 612.48                                   | \$ 69.36   | \$ 22.20   | \$ 520.92                                     |
| Adams, Michael Dwayne   | 53-04-36-303-022-000-011 |        | 1A              | N  | \$ 128,500             | \$ 77,225                            | \$ 51,275         | \$ 1.7781                             | \$ 2.4986                | \$ 877.24          | \$ 1,380.65         | \$ 147.93  | \$ -   | \$ 355.48                               | \$ 503.41                                   | \$ 69.36   | \$ 22.20   | \$ 411.85                                     |
| Grubb, Aaron & McMillian, Tamara & W/L/E Grubb, Kenneth D                         | 53-04-36-303-057-000-011 |        | 1A              | N  | \$ 151,300             | \$ 96,030                            | \$ 55,270         | \$ 1.7781                             | \$ 2.4986                | \$ 759.80          | \$ 775.00           | \$ -   | \$ -   | \$ 15.20                                | \$ 15.20                                    | \$ 69.36   | \$ 22.20   | \$ (76.36)                                    |
| Link, David A & Margaret  | 53-04-36-303-075-000-011 |        | 1A              | N  | \$ 119,100             | \$ 84,935                            | \$ 34,165         | \$ 1.7781                             | \$ 2.4986                | \$ 287.56          | \$ 293.31           | \$ -   | \$ -   | \$ 5.75                                 | \$ 5.75                                     | \$ 69.36   | \$ 22.20   | \$ (85.81)                                    |
| Braunlin, Linda L Revocable Trust   | 53-04-36-302-015-000-011 | 1838   | 1A              | N  | \$ 118,600             | \$ -                                 | \$ 118,600        | \$ 1.7781                             | \$ 2.4986                | \$ 2,108.84        | \$ 2,656.64         | \$ 284.64  | \$ -   | \$ 263.16                               | \$ 547.80                                   | \$ 69.36   | \$ 22.20   | \$ 456.24                                     |
| Kim, Hanui & Shuck, James D   | 53-04-36-303-039-000-011 |        | 1A              | N  | \$ 153,600             | \$ 86,010                            | \$ 67,590         | \$ 1.7781                             | \$ 2.4986                | \$ 1,156.36        | \$ 1,720.32         | \$ 184.32  | \$ -   | \$ 379.64                               | \$ 563.96                                   | \$ 69.36   | \$ 22.20   | \$ 472.40                                     |
| Acacia Investments LLC & Texin LLC  | 53-04-36-100-003-000-011 |        | 1A              | N  | \$ 800                 | \$ -                                 | \$ 800            | \$ 1.7781                             | \$ 2.4986                | \$ 14.22           | \$ 22.39            | \$ 2.40  | \$ -   | \$ 5.77                                 | \$ 8.17                                     | \$ -   | \$ -   | \$ 8.17                                       |
| Louisville, Nashville R.r. Co. Seaboard System Railroad, Inc.                     | 53-04-36-200-009-000-011 |        | 1A              | N  | \$ 700                 | \$ -                                 | \$ 700            | \$ 1.7781                             | \$ 2.4986                | \$ 12.45           | \$ 19.59            | \$ 2.10  | \$ -   | \$ 5.04                                 | \$ 7.14                                     | \$ -   | \$ -   | \$ 7.14                                       |
| Acacia Investments LLC & Texin LLC  | 53-04-36-200-024-000-011 | 1063   | 1A              | N  | \$ 1,845,700           | \$ -                                 | \$ 1,845,700      | \$ 1.7781                             | \$ 2.4986                | \$ 32,818.40       | \$ 51,651.35        | \$ 5,534.07  | \$ -   | \$ 13,298.88                            | \$ 18,832.95                                | \$ 69.36   | \$ 118.68  | \$ 18,644.91                                  |
| Hazel, Paul E Jr & Claudia Lu   | 53-04-36-303-103-000-011 |        | 1A              | N  | \$ 156,800             | \$ 86,955                            | \$ 69,845         | \$ 1.7781                             | \$ 2.4986                | \$ 1,194.94        | \$ 1,750.55         | \$ 187.55  | \$ -   | \$ 368.06                               | \$ 555.61                                   | \$ 69.36   | \$ 22.20   | \$ 464.05                                     |
| Board Of Commissioners Of   | 53-04-36-200-022-000-011 |        | 1A              | N  | \$ -                   | \$ -                                 | \$ -              | \$ 1.7781                             | \$ 2.4986                | \$ -               | \$ -                | \$ -   | \$ -   | \$ -                                    | \$ -  | \$ -   | \$ -   | \$ -  |
| Baham, Anthony & Jacqueline Spears Weddle, James Roger & Tami Sue Revocable Trust | 53-09-01-211-029-000-015 |        | 1A              | N  | \$ 152,800             | \$ 85,730                            | \$ 67,070         | \$ 1.5790                             | \$ 2.3198                | \$ 1,021.44        | \$ 1,680.70         | \$ 180.07  | \$ -   | \$ 479.19                               | \$ 659.26                                   | \$ 69.36   | \$ 14.76   | \$ 575.14                                     |
| Morley, Richard H   | 53-09-12-201-004-000-015 |        | 1A              | N  | \$ 231,900             | \$ 110,240                           | \$ 121,660        | \$ 1.5790                             | \$ 2.3198                | \$ 1,853.08        | \$ 2,735.35         | \$ 293.07  | \$ -   | \$ 589.20                               | \$ 882.27                                   | \$ 69.36   | \$ 22.20   | \$ 790.71                                     |
| Taylor Rentals LLC  | 53-09-01-302-026-000-015 |        | 1A              | N  | \$ 143,000             | \$ -                                 | \$ 143,000        | \$ 1.5790                             | \$ 2.3198                | \$ 2,257.96        | \$ 3,357.43         | \$ 359.73  | \$ -   | \$ 739.75                               | \$ 1,099.47                                 | \$ -   | \$ -   | \$ 1,099.47                                   |
| Walters, William D & Cynthia A  | 53-09-02-101-017-000-015 |        | 1A              | N  | \$ 204,100             | \$ 103,370                           | \$ 100,730        | \$ 1.5790                             | \$ 2.3198                | \$ 1,534.04        | \$ 2,384.49         | \$ 255.49  | \$ -   | \$ 594.96                               | \$ 850.45                                   | \$ 69.36   | \$ 22.20   | \$ 758.89                                     |
| Denney, Steven M & Amysue S   | 53-09-12-201-011-000-015 |        | 1A              | N  | \$ 133,100             | \$ 75,835                            | \$ 57,265         | \$ 1.5790                             | \$ 2.3198                | \$ 872.10          | \$ 1,435.01         | \$ 153.75  | \$ -   | \$ 409.15                               | \$ 562.91                                   | \$ 69.36   | \$ 22.20   | \$ 471.35                                     |
| Jeffers, Cheryl   | 53-09-01-213-029-000-015 |        | 1A              | N  | \$ 152,900             | \$ 85,765                            | \$ 67,135         | \$ 1.5790                             | \$ 2.3198                | \$ 1,022.42        | \$ 1,682.34         | \$ 180.25  | \$ -   | \$ 479.67                               | \$ 659.92                                   | \$ 69.36   | \$ 22.20   | \$ 568.36                                     |
| Sullivan, Vernon Michael  | 53-09-01-300-035-000-015 |        | 1A              | N  | \$ 117,200             | \$ -                                 | \$ 117,200        | \$ 1.5790                             | \$ 2.3198                | \$ 1,850.60        | \$ 2,751.69         | \$ 294.82  | \$ -   | \$ 606.26                               | \$ 901.09                                   | \$ -   | \$ -   | \$ 901.09                                     |
| Axson, Byron Lee & Jacquelyn S  | 53-09-01-300-010-000-015 |        | 1A              | N  | \$ 115,200             | \$ -                                 | \$ 115,200        | \$ 1.5790                             | \$ 2.3198                | \$ 1,819.00        | \$ 2,704.73         | \$ 289.79  | \$ -   | \$ 595.94                               | \$ 885.73                                   | \$ -   | \$ -   | \$ 885.73                                     |
| Griggs, Denise Lynn & Adams, Gregory Elisha II                                    | 53-09-12-201-002-000-015 |        | 1A              | N  | \$ 152,700             | \$ 85,695                            | \$ 67,005         | \$ 1.5790                             | \$ 2.3198                | \$ 1,020.44        | \$ 1,679.09         | \$ 179.91  | \$ -   | \$ 478.74                               | \$ 658.65                                   | \$ 69.36   | \$ 14.76   | \$ 574.53                                     |
| Public Investment Corp  | 53-09-12-100-009-000-015 |        | 1A              | N  | \$ 6,977,900           | \$ -                                 | \$ 6,977,900      | \$ 1.5790                             | \$ 2.3198                | \$ 110,181.04      | \$ 181,297.36       | \$ 19,424.72   | \$ -   | \$ 51,691.60                            | \$ 71,116.32                                | \$ -   | \$ -   | \$ 71,116.32                                  |
| Public Investment Corp.   | 53-09-12-400-029-000-015 | 2132   | 1A              | N  | \$ 377,800             | \$ -                                 | \$ 377,800        | \$ 1.5790                             | \$ 2.3198                | \$ 5,965.46        | \$ 9,815.87         | \$ 1,051.70  | \$ -   | \$ 2,798.71                             | \$ 3,850.41                                 | \$ 69.36   | \$ 22.20   | \$ 3,758.85                                   |
| McPheeters, James   | 53-09-01-304-009-000-015 |        | 1A              | N  | \$ 114,000             | \$ 72,150                            | \$ 41,850         | \$ 1.5790                             | \$ 2.3198                | \$ 637.34          | \$ 1,048.71         | \$ 112.36  | \$ -   | \$ 299.01                               | \$ 411.37                                   | \$ -   | \$ -   | \$ 411.37                                     |
| Nasby, Britt K  | 53-09-01-304-005-000-015 |        | 1A              | N  | \$ 114,400             | \$ 72,290                            | \$ 42,110         | \$ 1.5790                             | \$ 2.3198                | \$ 641.32          | \$ 1,055.23         | \$ 113.06  | \$ -   | \$ 300.86                               | \$ 413.91                                   | \$ -   | \$ -   | \$ 413.91                                     |
| Tiburdo, Nelson Jose  | 53-09-01-304-022-000-015 |        | 1A              | N  | \$ 114,000             | \$ -                                 | \$ 114,000        | \$ 1.5790                             | \$ 2.3198                | \$ 1,800.06        | \$ 2,676.56         | \$ 286.77  | \$ -   | \$ 589.72                               | \$ 876.50                                   | \$ -   | \$ -   | \$ 876.50                                     |
| Hovious, Dana   | 53-09-01-304-014-000-015 |        | 1A              | N  | \$ 112,300             | \$ 71,555                            | \$ 40,745         | \$ 1.5790                             | \$ 2.3198                | \$ 620.52          | \$ 1,021.02         | \$ 109.39  | \$ -   | \$ 291.11                               | \$ 400.50                                   | \$ -   | \$ -   | \$ 400.50                                     |
| McDonough, Maureen  | 53-09-01-304-019-000-015 |        | 1A              | N  | \$ 114,000             | \$ 72,150                            | \$ 41,850         | \$ 1.5790                             | \$ 2.3198                | \$ 637.34          | \$ 1,048.71         | \$ 112.36  | \$ -   | \$ 299.01                               | \$ 411.37                                   | \$ -   | \$ -   | \$ 411.37                                     |
| Purcell, Roger Lee & Joyce A  | 53-09-01-209-061-000-015 |        | 1A              | N  | \$ 176,300             | \$ 90,640                            | \$ 85,660         | \$ 1.5790                             | \$ 2.3198                | \$ 1,305.04        | \$ 2,079.28         | \$ 222.78  | \$ -   | \$ 551.46                               | \$ 774.24                                   | \$ 69.36   | \$ 14.76   | \$ 690.12                                     |
| Christman, Leland I & Elizabeth A (95%); Christman, Teanna M (5%)                 | 53-09-01-303-016-000-015 |        | 1A              | N  | \$ 113,600             | \$ 68,835                            | \$ 44,765         | \$ 1.5790                             | \$ 2.3198                | \$ 682.02          | \$ 1,122.23         | \$ 120.24  | \$ -   | \$ 319.97                               | \$ 440.21                                   | \$ -   | \$ -   | \$ 440.21                                     |
| Isidro, Eduardo & Lopez, Luz Maria  | 53-09-01-303-001-000-015 |        | 1A              | N  | \$ 119,900             | \$ 71,215                            | \$ 48,685         | \$ 1.5790                             | \$ 2.3198                | \$ 741.44          | \$ 1,219.99         | \$ 130.71  | \$ -   | \$ 347.84                               | \$ 478.55                                   | \$ -   | \$ -   | \$ 478.55                                     |
| Siddiqui, Shujuddin S & Shaik, Hafeeza M; Shaik, Meher Taj                        | 53-09-01-303-013-000-015 |        | 1A              | N  | \$ 113,600             | \$ 71,835                            | \$ 41,765         | \$ 1.5790                             | \$ 2.3198                | \$ 636.04          | \$ 1,046.59         | \$ 112.14  | \$ -   | \$ 298.41                               | \$ 410.55                                   | \$ -   | \$ -   | \$ 410.55                                     |
| Wood, Teresa L  | 53-09-01-303-022-000-015 |        | 1A              | N  | \$ 116,200             | \$ 72,920                            | \$ 43,280         | \$ 1.5790                             | \$ 2.3198                | \$ 659.12          | \$ 1,084.56         | \$ 116.21  | \$ -   | \$ 309.23                               | \$ 425.44                                   | \$ -   | \$ -   | \$ 425.44                                     |
| Stand, LaDonna  | 53-09-01-303-007-000-015 |        | 1A              | N  | \$ 113,100             | \$ 71,835                            | \$ 41,265         | \$ 1.5790                             | \$ 2.3198                | \$ 628.44          | \$ 1,034.06         | \$ 110.80  | \$ -   | \$ 294.83                               | \$ 405.62                                   | \$ -   | \$ -   | \$ 405.62                                     |
| Lamanna, Scott G & Olga Lucia Vargas-lamanna                                      | 53-09-01-303-008-000-015 |        | 1A              | N  | \$ 118,800             | \$ -                                 | \$ 118,800        | \$ 1.5790                             | \$ 2.3198                | \$ 1,875.84        | \$ 2,789.25         | \$ 298.85  | \$ -   | \$ 614.56                               | \$ 913.41                                   | \$ -   | \$ -   | \$ 913.41                                     |
| Otto, Susan   | 53-09-01-303-003-000-015 |        | 1A              | N  | \$ 113,100             | \$ 71,835                            | \$ 41,265         | \$ 1.5790                             | \$ 2.3198                | \$ 628.44          | \$ 1,034.06         | \$ 110.80  | \$ -   | \$ 294.83                               | \$ 405.62                                   | \$ -   | \$ -   | \$ 405.62                                     |
| Kirk, Myra J  | 53-09-01-300-001-000-015 |        | 1A              | N  | \$ 101,600             | \$ 80,290                            | \$ 21,310         | \$ 1.5790                             | \$ 2.3198                | \$ 324.52          | \$ 534.00           | \$ 57.21   | \$ -   | \$ 152.27                               | \$ 209.48                                   | \$ -   | \$ -   | \$ 209.48                                     |
| Commons, @ Curry Homeowners   | 53-09-01-303-023-000-015 |        | 1A              | N  | \$ -                   | \$ -                                 | \$ -              | \$ 1.5790                             | \$ 2.3198                | \$ -               | \$ -                | \$ -   | \$ -   | \$ -                                    | \$ -  | \$ -   | \$ -   | \$ -  |
| Schooling, Telita Kay   | 53-09-01-209-036-000-015 |        | 1A              | N  | \$ 140,400             | \$ 81,390                            | \$ 59,010         | \$ 1.5790                             | \$ 2.3198                | \$ 898.68          | \$ 1,478.72         | \$ 158.43  | \$ -   | \$ 421.61                               | \$ 580.04                                   | \$ 69.36   | \$ 14.76   | \$ 495.92                                     |
| Spangler, Kevin J   | 53-09-01-209-038-000-015 |        | 1A              | N  | \$ 121,600             | \$ 71,810                            | \$ 49,790         | \$ 1.5790                             | \$ 2.3198                | \$ 758.26          | \$ 1,247.69         | \$ 133.69  | \$ -   | \$ 355.74                               | \$ 489.43                                   | \$ 69.36   | \$ 14.76   | \$ 405.31                                     |
| Dewitt, Allison   | 53-09-01-211-009-000-015 |        | 1A              | N  | \$ 172,200             | \$ 92,520                            | \$ 79,680         | \$ 1.5790                             | \$ 2.3198                | \$ 1,213.48        | \$ 1,996.71         | \$ 213.94  | \$ -   | \$ 569.29                               | \$ 783.23                                   | \$ 69.36   | \$ 14.76   | \$ 699.11                                     |
| Briles, Ty  | 53-09-01-213-035-000-015 |        | 1A              | N  | \$ 125,200             | \$ 73,070                            | \$ 52,130         | \$ 1.5790                             | \$ 2.3198                | \$ 793.90          | \$ 1,306.34         | \$ 139.97  | \$ -   | \$ 372.46                               | \$ 512.44                                   | \$ 69.36   | \$ 14.76   | \$ 428.32                                     |
| Cowden, Donald L Revocable Trust  | 53-09-12-200-028-000-015 |        | 1A              | N  | \$ 900,300             | \$ -                                 | \$ 900,300        | \$ 1.5790                             | \$ 2.3198                | \$ 14,215.74       | \$ 21,137.75        | \$ 2,264.76  | \$ -   | \$ 4,657.25                             | \$ 6,922.01                                 | \$ 69.36   | \$ 279.24  | \$ 6,573.41                                   |



# City of Bloomington

## Area #1A: South-West Annexation Area - Tax Impacts Analysis

Note (1): This section shows the inc/(dec) in tax bills due to differences between township fire protection rates and the Monroe Fire Protection District fire rate

| Owner Name  | Parcel #                 | Waiver | Annexation Area | AG | 2020 Pay 2021 Gross AV | 2020 Pay 2021 Deductions /Exemptions | 2020 Pay 2021 NAV | Pre-Annex 2020 Pay 2021 Prop Tax Rate | Post-Annex Prop Tax Rate | Pre-Annex Tax Bill | Post-Annex Tax Bill | Net Tax Bill Increase Due Solely to AV Growth (12% - Aggregate over 4 years) | Net Tax Bill Increase Due to Difference Between Fire Rates (1) | Net Tax Bill Increase Due to Annexation | Total Post-Annexation Net Tax Bill Increase | Benefit 1 Yearly Sewer Bill Savings (@ 4000 Gal/Month) | Benefit 2 Yearly Fire Protection (Water Surcharge) Savings | Post-Annex Tax Bill Inc/(Dec) Net of Benefits |
|---|--------------------------|--------|-----------------|----|------------------------|--------------------------------------|-------------------|---------------------------------------|--------------------------|--------------------|---------------------|--|--|---|---|--|--|---|
| Board Of Commissioners Monroe County, The             | 53-01-61-340-001-000-015 |        | 1A              | N  | \$ -                   | \$ -                                 | \$ -              | \$ 1.5790                             | \$ 2.3198                | \$ -               | \$ -                | \$ -   | \$ -   | \$ -                                    | \$ -  | \$ -   | \$ -   | \$ -  |
| Monroe County Community School Corp                   | 53-09-02-400-005-000-015 |        | 1A              | N  | \$ -                   | \$ -                                 | \$ -              | \$ 1.5790                             | \$ 2.3198                | \$ -               | \$ -                | \$ -   | \$ -   | \$ -                                    | \$ -  | \$ -   | \$ -   | \$ -  |
| Monroe Co Community School Corp                       | 53-09-02-400-006-000-015 |        | 1A              | N  | \$ -                   | \$ -                                 | \$ -              | \$ 1.5790                             | \$ 2.3198                | \$ -               | \$ -                | \$ -   | \$ -   | \$ -                                    | \$ -  | \$ -   | \$ -   | \$ -  |
| Hess, Ethan A   | 53-01-63-039-290-000-015 | 2130   | 1A              | N  | \$ 194,200             | \$ 100,220                           | \$ 93,980         | \$ 1.5790                             | \$ 2.3198                | \$ 1,431.24        | \$ 2,276.41         | \$ 243.91  | \$ -   | \$ 601.26                               | \$ 845.17                                   | \$ 69.36   | \$ 22.20   | \$ 753.61                                     |
| Machado, Alwyn & Rubina D Revocable Trust             | 53-01-63-039-291-000-015 | 2130   | 1A              | N  | \$ 218,900             | \$ 108,865                           | \$ 110,035        | \$ 1.5790                             | \$ 2.3198                | \$ 1,675.76        | \$ 2,570.36         | \$ 275.39  | \$ -   | \$ 619.20                               | \$ 894.60                                   | \$ 69.36   | \$ 22.20   | \$ 803.04                                     |
| Binion, De'Andre L & St John, Justice D               | 53-01-63-039-292-000-015 | 2130   | 1A              | N  | \$ 178,000             | \$ 94,550                            | \$ 83,450         | \$ 1.5790                             | \$ 2.3198                | \$ 1,270.88        | \$ 2,083.61         | \$ 223.24  | \$ -   | \$ 589.48                               | \$ 812.73                                   | \$ 69.36   | \$ 22.20   | \$ 721.17                                     |
| Reintjes, Nicholas C                                  | 53-01-63-039-293-000-015 | 2130   | 1A              | N  | \$ 218,700             | \$ 108,795                           | \$ 109,905        | \$ 1.5790                             | \$ 2.3198                | \$ 1,673.76        | \$ 2,567.99         | \$ 275.15  | \$ -   | \$ 619.08                               | \$ 894.23                                   | \$ -   | \$ -   | \$ 894.23                                     |
| Triplet, Thomas James & Johnson, Rebecca Jill         | 53-01-63-039-294-000-015 | 2130   | 1A              | N  | \$ 285,400             | \$ 157,100                           | \$ 128,300        | \$ 1.5790                             | \$ 2.3198                | \$ 1,953.92        | \$ 3,215.07         | \$ 344.47  | \$ -   | \$ 916.68                               | \$ 1,261.15                                 | \$ 69.36   | \$ 22.20   | \$ 1,169.59                                   |
| Senac, John B III & Vanessa Oden-Senac                | 53-01-63-039-295-000-015 | 2130   | 1A              | N  | \$ 239,100             | \$ 115,935                           | \$ 123,165        | \$ 1.5790                             | \$ 2.3198                | \$ 1,875.72        | \$ 2,810.76         | \$ 301.16  | \$ -   | \$ 633.89                               | \$ 935.04                                   | \$ 69.36   | \$ 22.20   | \$ 843.48                                     |
| Weddle, Violet C                                      | 53-01-63-039-296-000-015 | 2130   | 1A              | N  | \$ 198,500             | \$ 126,685                           | \$ 71,815         | \$ 1.5790                             | \$ 2.3198                | \$ 1,093.68        | \$ 1,799.61         | \$ 192.82  | \$ -   | \$ 513.11                               | \$ 705.93                                   | \$ 69.36   | \$ 22.20   | \$ 614.37                                     |
| Massette, Ryan J & Susan J                            | 53-01-63-039-297-000-015 | 2130   | 1A              | N  | \$ 204,400             | \$ 100,790                           | \$ 103,610        | \$ 1.5790                             | \$ 2.3198                | \$ 1,577.90        | \$ 2,401.03         | \$ 257.25  | \$ -   | \$ 565.88                               | \$ 823.13                                   | \$ 69.36   | \$ 22.20   | \$ 731.57                                     |
| Monroe County   | 53-09-01-202-024-000-015 |        | 1A              | N  | \$ -                   | \$ -                                 | \$ -              | \$ 1.5790                             | \$ 2.3198                | \$ -               | \$ -                | \$ -   | \$ -   | \$ -                                    | \$ -  | \$ -   | \$ -   | \$ -  |
| Breunig, Jakob Z & Zipporah L                         | 53-09-01-209-011-000-015 |        | 1A              | N  | \$ 137,900             | \$ 80,165                            | \$ 57,735         | \$ 1.5790                             | \$ 2.3198                | \$ 879.28          | \$ 1,446.78         | \$ 155.01  | \$ -   | \$ 412.50                               | \$ 567.50                                   | \$ 69.36   | \$ 14.76   | \$ 483.38                                     |
| Keller, Lawrence J                                    | 53-09-02-400-002-000-015 |        | 1A              | N  | \$ 219,600             | \$ 74,285                            | \$ 145,315        | \$ 1.5790                             | \$ 2.3198                | \$ 2,267.16        | \$ 3,556.03         | \$ 381.01  | \$ -   | \$ 907.86                               | \$ 1,288.87                                 | \$ 69.36   | \$ 14.76   | \$ 1,204.75                                   |
| Carrell, James M & Shirley J                          | 53-01-63-039-298-000-015 | 2130   | 1A              | N  | \$ 179,200             | \$ 108,970                           | \$ 70,230         | \$ 1.5790                             | \$ 2.3198                | \$ 1,069.56        | \$ 1,090.95         | \$ -   | \$ -   | \$ 21.39                                | \$ 21.39                                    | \$ 69.36   | \$ 22.20   | \$ (70.17)                                    |
| Wade, Summer E  | 53-01-63-039-299-000-015 | 2130   | 1A              | N  | \$ 182,100             | \$ 95,985                            | \$ 86,115         | \$ 1.5790                             | \$ 2.3198                | \$ 1,311.48        | \$ 2,132.40         | \$ 228.48  | \$ -   | \$ 592.45                               | \$ 820.92                                   | \$ 69.36   | \$ 22.20   | \$ 729.36                                     |
| Nguyen, Trung   | 53-01-63-039-300-000-015 | 2130   | 1A              | N  | \$ 198,900             | \$ 98,865                            | \$ 100,035        | \$ 1.5790                             | \$ 2.3198                | \$ 1,523.46        | \$ 2,335.57         | \$ 250.24  | \$ -   | \$ 561.87                               | \$ 812.11                                   | \$ 69.36   | \$ 22.20   | \$ 720.55                                     |
| Dang, Joseph & Dang, Myvan                            | 53-01-63-039-301-000-015 | 2130   | 1A              | N  | \$ 15,500              | \$ -                                 | \$ 15,500         | \$ 1.5790                             | \$ 2.3198                | \$ 244.74          | \$ 402.72           | \$ 43.15   | \$ -   | \$ 114.83                               | \$ 157.98                                   | \$ -   | \$ -   | \$ 157.98                                     |
| Bundy, Bridgette M & Ryan W                           | 53-01-63-039-302-000-015 | 2130   | 1A              | N  | \$ 245,400             | \$ 143,100                           | \$ 102,300        | \$ 1.5790                             | \$ 2.3198                | \$ 1,557.96        | \$ 2,563.54         | \$ 274.67  | \$ -   | \$ 730.92                               | \$ 1,005.58                                 | \$ -   | \$ -   | \$ 1,005.58                                   |
| Sorenson, Crystal Faye                                | 53-01-63-039-303-000-015 | 2130   | 1A              | N  | \$ 197,100             | \$ 98,235                            | \$ 98,865         | \$ 1.5790                             | \$ 2.3198                | \$ 1,505.64        | \$ 2,314.16         | \$ 247.95  | \$ -   | \$ 560.57                               | \$ 808.52                                   | \$ 69.36   | \$ 22.20   | \$ 716.96                                     |
| Page, Brian C & Amber E                               | 53-01-63-039-304-000-015 | 2130   | 1A              | N  | \$ 196,200             | \$ 100,920                           | \$ 95,280         | \$ 1.5790                             | \$ 2.3198                | \$ 1,451.04        | \$ 2,300.21         | \$ 246.46  | \$ -   | \$ 602.71                               | \$ 849.17                                   | \$ 69.36   | \$ 22.20   | \$ 757.61                                     |
| Adams, Gregory L                                      | 53-01-63-039-305-000-015 | 2130   | 1A              | N  | \$ 232,200             | \$ 113,520                           | \$ 118,680        | \$ 1.5790                             | \$ 2.3198                | \$ 1,807.40        | \$ 2,728.65         | \$ 292.36  | \$ -   | \$ 628.89                               | \$ 921.25                                   | \$ 69.36   | \$ 22.20   | \$ 829.69                                     |
| Bardsley, Anthony & Rebecca                           | 53-01-63-039-306-000-015 | 2130   | 1A              | N  | \$ 317,200             | \$ 168,230                           | \$ 148,970        | \$ 1.5790                             | \$ 2.3198                | \$ 2,268.72        | \$ 3,713.30         | \$ 397.85  | \$ -   | \$ 1,046.74                             | \$ 1,444.58                                 | \$ -   | \$ -   | \$ 1,444.58                                   |
| Spicer, Katheryn R                                    | 53-09-01-211-005-000-015 |        | 1A              | N  | \$ 134,300             | \$ 79,255                            | \$ 55,045         | \$ 1.5790                             | \$ 2.3198                | \$ 838.28          | \$ 1,379.36         | \$ 147.78  | \$ -   | \$ 393.30                               | \$ 541.08                                   | \$ 69.36   | \$ 14.76   | \$ 456.96                                     |
| Conder Family Limited Partnership II                  | 53-09-02-400-012-000-015 |        | 1A              | Y  | \$ 44,600              | \$ -                                 | \$ 44,600         | \$ 1.5790                             | \$ 2.3198                | \$ 704.24          | \$ 704.24           | \$ 342.90  | \$ -   | \$ -                                    | \$ 342.90                                   | \$ -   | \$ -   | \$ 342.90                                     |
| Bloomington Church Of Christ, Trustees Of             | 53-09-02-400-011-000-015 |        | 1A              | N  | \$ 354,400             | \$ 354,400                           | \$ -              | \$ 1.5790                             | \$ 2.3198                | \$ -               | \$ -                | \$ -   | \$ -   | \$ -                                    | \$ -  | \$ 69.36   | \$ 37.08   | \$ (106.44)                                   |
| Clark, Jack R & Jacquelyn S                           | 53-09-02-401-002-000-015 |        | 1A              | N  | \$ 216,900             | \$ 104,045                           | \$ 112,855        | \$ 1.5790                             | \$ 2.3198                | \$ 1,720.48        | \$ 2,594.86         | \$ 278.03  | \$ -   | \$ 596.35                               | \$ 874.38                                   | \$ 69.36   | \$ 22.20   | \$ 782.82                                     |
| May, Margaret Sue                                     | 53-04-36-303-031-000-011 |        | 1A              | N  | \$ 120,400             | \$ 74,390                            | \$ 46,010         | \$ 1.7781                             | \$ 2.4986                | \$ 787.16          | \$ 1,238.88         | \$ 132.73  | \$ -   | \$ 318.98                               | \$ 451.72                                   | \$ 69.36   | \$ 22.20   | \$ 360.16                                     |
| Hill, Holly   | 53-04-36-302-002-000-011 |        | 1A              | N  | \$ 102,100             | \$ 64,985                            | \$ 37,115         | \$ 1.7781                             | \$ 2.4986                | \$ 634.98          | \$ 999.37           | \$ 107.08  | \$ -   | \$ 257.31                               | \$ 364.39                                   | \$ 69.36   | \$ 22.20   | \$ 272.83                                     |
| Acacia Investments LLC & Texin LLC                    | 53-04-36-200-017-000-011 |        | 1A              | N  | \$ 35,600              | \$ -                                 | \$ 35,600         | \$ 1.7781                             | \$ 2.4986                | \$ 633.00          | \$ 996.26           | \$ 106.74  | \$ -   | \$ 256.51                               | \$ 363.26                                   | \$ -   | \$ -   | \$ 363.26                                     |
| Sherwood, Allison & Clayton Grubbs                    | 53-04-36-303-009-000-011 |        | 1A              | N  | \$ 117,200             | \$ 73,270                            | \$ 43,930         | \$ 1.7781                             | \$ 2.4986                | \$ 751.58          | \$ 1,182.89         | \$ 126.75  | \$ -   | \$ 304.56                               | \$ 431.31                                   | \$ -   | \$ -   | \$ 431.31                                     |
| Bennett, Carol A; Sipes, Anthony D & Sipes, Sherril L | 53-04-36-303-063-000-011 |        | 1A              | N  | \$ 127,500             | \$ 73,875                            | \$ 53,625         | \$ 1.7781                             | \$ 2.4986                | \$ 917.44          | \$ 1,428.00         | \$ 153.00  | \$ -   | \$ 357.56                               | \$ 510.56                                   | \$ 69.36   | \$ 22.20   | \$ 419.00                                     |
| Ben Tire Distributors Ltd                             | 53-04-26-401-016-000-011 | 1420   | 1A              | N  | \$ 2,002,300           | \$ -                                 | \$ 2,002,300      | \$ 1.7781                             | \$ 2.4986                | \$ 35,602.90       | \$ 56,033.75        | \$ 6,003.62  | \$ -   | \$ 14,427.24                            | \$ 20,430.85                                | \$ 69.36   | \$ 22.20   | \$ 20,339.29                                  |
| United States Postal Service                          | 53-04-26-401-014-000-011 | 1579   | 1A              | N  | \$ -                   | \$ -                                 | \$ -              | \$ 1.7781                             | \$ 2.4986                | \$ -               | \$ -                | \$ -   | \$ -   | \$ -                                    | \$ -  | \$ 69.36   | \$ 22.20   | \$ (91.56)                                    |
| Commercial Service Properties LLC                     | 53-04-26-401-004-000-011 | 2269   | 1A              | N  | \$ 1,767,500           | \$ -                                 | \$ 1,767,500      | \$ 1.7781                             | \$ 2.4986                | \$ 31,427.92       | \$ 49,462.95        | \$ 5,299.60  | \$ -   | \$ 12,735.42                            | \$ 18,035.03                                | \$ 69.36   | \$ 22.20   | \$ 17,943.47                                  |
| JRBDA Holding Co LLC                                  | 53-04-25-301-001-000-011 | 2322   | 1A              | N  | \$ 276,100             | \$ -                                 | \$ 276,100        | \$ 1.7781                             | \$ 2.4986                | \$ 4,909.32        | \$ 7,726.57         | \$ 827.85  | \$ -   | \$ 1,989.41                             | \$ 2,817.25                                 | \$ 69.36   | \$ 22.20   | \$ 2,725.69                                   |
| Northwest Park LLC                                    | 53-04-36-201-007-000-011 |        | 1A              | N  | \$ 60,000              | \$ -                                 | \$ 60,000         | \$ 1.7781                             | \$ 2.4986                | \$ 1,066.86        | \$ 1,679.08         | \$ 179.90  | \$ -   | \$ 432.32                               | \$ 612.22                                   | \$ -   | \$ -   | \$ 612.22                                     |
| Loesch LLC  | 53-04-36-201-004-000-011 |        | 1A              | N  | \$ 452,800             | \$ -                                 | \$ 452,800        | \$ 1.7781                             | \$ 2.4986                | \$ 8,051.24        | \$ 12,671.47        | \$ 1,357.66  | \$ -   | \$ 3,262.57                             | \$ 4,620.23                                 | \$ 69.36   | \$ 22.20   | \$ 4,528.67                                   |
| Interchange Investments LLC                           | 53-04-36-201-006-000-011 |        | 1A              | N  | \$ 401,100             | \$ -                                 | \$ 401,100        | \$ 1.7781                             | \$ 2.4986                | \$ 7,131.96        | \$ 11,224.66        | \$ 1,202.64  | \$ -   | \$ 2,890.06                             | \$ 4,092.70                                 | \$ 69.36   | \$ 22.20   | \$ 4,001.14                                   |
| Northwest Park LLC                                    | 53-04-36-201-005-000-011 |        | 1A              | N  | \$ 113,300             | \$ -                                 | \$ 113,300        | \$ 1.7781                             | \$ 2.4986                | \$ 2,014.60        | \$ 3,170.67         | \$ 339.71  | \$ -   | \$ 816.35                               | \$ 1,156.07                                 | \$ -   | \$ -   | \$ 1,156.07                                   |
| Wood, Martin L & Marilyn D                            | 53-04-36-303-032-000-011 |        | 1A              | N  | \$ 138,000             | \$ -                                 | \$ 138,000        | \$ 1.7781                             | \$ 2.4986                | \$ 2,453.78        | \$ 3,093.99         | \$ 331.50  | \$ -   | \$ 308.71                               | \$ 640.21                                   | \$ 69.36   | \$ 22.20   | \$ 548.65                                     |
| Doyle, Daniel J                                       | 53-04-36-303-109-000-011 |        | 1A              | N  | \$ 115,900             | \$ 72,815                            | \$ 43,085         | \$ 1.7781                             | \$ 2.4986                | \$ 737.12          | \$ 1,160.12         | \$ 124.29  | \$ -   | \$ 298.71                               | \$ 423.00                                   | \$ 69.36   | \$ 22.20   | \$ 331.44                                     |
| Perry, Derek S & Heidi B                              | 53-04-36-303-025-000-011 |        | 1A              | N  | \$ 140,100             | \$ 81,285                            | \$ 58,815         | \$ 1.7781                             | \$ 2.4986                | \$ 1,006.24        | \$ 1,569.12         | \$ 168.12  | \$ -   | \$ 394.76                               | \$ 562.88                                   | \$ 69.36   | \$ 22.20   | \$ 471.32                                     |
| Stiles, Cheryl  | 53-04-36-301-015-000-011 |        | 1A              | N  | \$ 130,900             | \$ 78,065                            | \$ 52,835         | \$ 1.7781                             | \$ 2.4986                | \$ 903.92          | \$ 1,422.65         | \$ 152.42  | \$ -   | \$ 366.30                               | \$ 518.73                                   | \$ 69.36   | \$ 22.20   | \$ 427.17                                     |
| Hamblen, Regina K                                     | 53-04-36-303-011-000-011 |        | 1A              | N  | \$ 96,400              | \$ 65,990                            | \$ 30,410         | \$ 1.7781                             | \$ 2.4986                | \$ 520.28          | \$ 818.82           | \$ 87.73   | \$ -   | \$ 210.82                               | \$ 298.54                                   | \$ 69.36   | \$ 22.20   | \$ 206.98                                     |
| Queen Bee Properties LLC                              | 53-04-36-201-008-000-011 |        | 1A              | N  | \$ 298,300             | \$ -                                 | \$ 298,300        | \$ 1.7781                             | \$ 2.4986                | \$ 5,304.08        | \$ 8,347.83         | \$ 894.41  | \$ -   | \$ 2,149.34                             | \$ 3,043.75                                 | \$ 69.36   | \$ 37.08   | \$ 2,937.31                                   |
| Northwest Park LLC                                    | 53-04-36-201-001-000-011 |        | 1A              | N  | \$ 96,800              | \$ -                                 | \$ 96,800         | \$ 1.7781                             | \$ 2.4986                | \$ 1,721.20        | \$ 2,708.92         | \$ 290.24  | \$ -   | \$ 697.48                               | \$ 987.72                                   | \$ -   | \$ -   | \$ 987.72                                     |
| Provell LLC   | 53-00-72-815-015-000-011 |        | 1A              | N  | \$ 2,087,200           | \$ -                                 | \$ 2,087,200      | \$ 1.7781                             | \$ 2.4986                | \$ 37,112.50       | \$ 58,409.65        | \$ 6,258.18  | \$ -   | \$ 15,038.97                            | \$ 21,297.15                                | \$ 69.36   | \$ 118.68  | \$ 21,109.11                                  |

# City of Bloomington

## Area #1A: South-West Annexation Area - Tax Impacts Analysis

Note (1): This section shows the inc/(dec) in tax bills due to differences between township fire protection rates and the Monroe Fire Protection District fire rate

| Owner Name                                | Parcel #                 | Waiver | Annexation Area | AG | 2020 Pay 2021 Gross AV | 2020 Pay 2021 Deductions /Exemptions | 2020 Pay 2021 NAV | Pre-Annex 2020 Pay 2021 Prop Tax Rate | Post-Annex Prop Tax Rate | Pre-Annex Tax Bill | Post-Annex Tax Bill | Net Tax Bill Increase Due Solely to AV Growth (12% - Aggregate over 4 years) | Net Tax Bill Increase Due to Difference Between Fire Rates (1) | Net Tax Bill Increase Due to Annexation | Total Post-Annexation Net Tax Bill Increase | Benefit 1 Yearly Sewer Bill Savings (@ 4000 Gal/Month) | Benefit 2 Yearly Fire Protection (Water Surcharge) Savings | Post-Annex Tax Bill Inc/(Dec) Net of Benefits |
|---|--------------------------|--------|-----------------|----|------------------------|--------------------------------------|-------------------|---------------------------------------|--------------------------|--------------------|---------------------|--|--|---|---|--|--|---|
| YMCA of Monroe County Inc                 | 53-04-35-101-010.000-011 | 2311   | 1A              | N  | \$ 5,349,300           | \$ 5,349,300                         | \$ -              | \$ 1.7781                             | \$ 2.4986                | \$ -               | \$ -                | \$ -   | \$ -   | \$ -                                    | \$ -  | \$ 69.36   | \$ 279.24  | \$ (348.60)                                   |
| Richardson, Delores                       | 53-04-36-303-038.000-011 |        | 1A              | N  | \$ 134,600             | \$ 76,360                            | \$ 58,240         | \$ 1.7781                             | \$ 2.4986                | \$ 996.40          | \$ 1,507.52         | \$ 161.52  | \$ -   | \$ 349.60                               | \$ 511.12                                   | \$ 69.36   | \$ 22.20   | \$ 419.56                                     |
| Freeman, Dirk R & Christine D Trust       | 53-09-12-201-028.000-015 |        | 1A              | N  | \$ 156,600             | \$ 84,060                            | \$ 72,540         | \$ 1.5790                             | \$ 2.3198                | \$ 1,104.72        | \$ 1,817.78         | \$ 194.77  | \$ -   | \$ 518.29                               | \$ 713.06                                   | \$ 69.36   | \$ 14.76   | \$ 628.94                                     |
| Sharr, Karen G                            | 53-09-02-101-010.000-015 |        | 1A              | N  | \$ 170,900             | \$ 91,960                            | \$ 78,940         | \$ 1.5790                             | \$ 2.3198                | \$ 1,202.20        | \$ 1,978.17         | \$ 211.95  | \$ -   | \$ 564.02                               | \$ 775.97                                   | \$ 69.36   | \$ 22.20   | \$ 684.41                                     |
| Payton, Ronald E                          | 53-09-01-212-006.000-015 |        | 1A              | N  | \$ 154,900             | \$ 83,465                            | \$ 71,435         | \$ 1.5790                             | \$ 2.3198                | \$ 1,087.90        | \$ 1,790.08         | \$ 191.79  | \$ -   | \$ 510.39                               | \$ 702.18                                   | \$ 69.36   | \$ 22.20   | \$ 610.62                                     |
| Delancy, Mary E                           | 53-09-01-212-035.000-015 |        | 1A              | N  | \$ 134,800             | \$ 79,430                            | \$ 55,370         | \$ 1.5790                             | \$ 2.3198                | \$ 843.24          | \$ 1,387.50         | \$ 148.65  | \$ -   | \$ 395.61                               | \$ 544.26                                   | \$ 69.36   | \$ 14.76   | \$ 460.14                                     |
| Trosky, Eric L & Natalie E                | 53-09-01-213-021.000-015 |        | 1A              | N  | \$ 139,000             | \$ 77,865                            | \$ 61,135         | \$ 1.5790                             | \$ 2.3198                | \$ 931.10          | \$ 1,532.08         | \$ 164.15  | \$ -   | \$ 436.83                               | \$ 600.98                                   | \$ -   | \$ -   | \$ 600.98                                     |
| Finch, Jeffrey T & Cassidy; Owings, Lori  | 53-09-01-209-023.000-015 |        | 1A              | N  | \$ 153,100             | \$ 85,835                            | \$ 67,265         | \$ 1.5790                             | \$ 2.3198                | \$ 1,024.40        | \$ 1,685.59         | \$ 180.60  | \$ -   | \$ 480.59                               | \$ 661.19                                   | \$ 69.36   | \$ 22.20   | \$ 569.63                                     |
| Esters, Eric                              | 53-09-01-209-033.000-015 |        | 1A              | N  | \$ 203,300             | \$ 103,405                           | \$ 99,895         | \$ 1.5790                             | \$ 2.3198                | \$ 1,521.32        | \$ 2,384.69         | \$ 255.50  | \$ -   | \$ 607.88                               | \$ 863.37                                   | \$ 69.36   | \$ 22.20   | \$ 771.81                                     |
| Monteilh, Eugene Jr & Maria               | 53-09-02-100-004.019-015 | 2309   | 1A              | N  | \$ 313,800             | \$ 167,040                           | \$ 146,760        | \$ 1.5790                             | \$ 2.3198                | \$ 2,235.04        | \$ 3,672.84         | \$ 393.52  | \$ -   | \$ 1,044.29                             | \$ 1,437.80                                 | \$ 69.36   | \$ 22.20   | \$ 1,346.24                                   |
| Karim, Amatu Shakoor                      | 53-09-02-100-004.020-015 | 2309   | 1A              | N  | \$ 322,600             | \$ 145,160                           | \$ 177,440        | \$ 1.5790                             | \$ 2.3198                | \$ 2,702.28        | \$ 3,804.50         | \$ 407.63  | \$ -   | \$ 694.59                               | \$ 1,102.22                                 | \$ 69.36   | \$ 22.20   | \$ 1,010.66                                   |
| Gramlich, Don & Kathryn                   | 53-09-02-100-004.021-015 | 2309   | 1A              | N  | \$ 242,700             | \$ 142,155                           | \$ 100,545        | \$ 1.5790                             | \$ 2.3198                | \$ 1,531.24        | \$ 2,519.55         | \$ 269.94  | \$ -   | \$ 718.36                               | \$ 988.31                                   | \$ 69.36   | \$ 22.20   | \$ 896.75                                     |
| Tully, Paul F Jr. & Kathleen A            | 53-09-02-100-004.022-015 | 2309   | 1A              | N  | \$ 343,400             | \$ 177,400                           | \$ 166,000        | \$ 1.5790                             | \$ 2.3198                | \$ 2,528.06        | \$ 4,025.12         | \$ 431.26  | \$ -   | \$ 1,065.80                             | \$ 1,497.06                                 | \$ 69.36   | \$ 22.20   | \$ 1,405.50                                   |
| Latimer, Julia Sharon                     | 53-09-02-100-004.023-015 | 2309   | 1A              | N  | \$ 250,500             | \$ 119,925                           | \$ 130,575        | \$ 1.5790                             | \$ 2.3198                | \$ 1,988.56        | \$ 2,946.43         | \$ 315.69  | \$ -   | \$ 642.18                               | \$ 957.87                                   | \$ 69.36   | \$ 22.20   | \$ 866.31                                     |
| Crespo, Adrian & Maria Cuevillas          | 53-09-02-100-004.024-015 | 2309   | 1A              | N  | \$ 385,100             | \$ 167,035                           | \$ 218,065        | \$ 1.5790                             | \$ 2.3198                | \$ 3,320.96        | \$ 4,548.32         | \$ 487.32  | \$ -   | \$ 740.04                               | \$ 1,227.36                                 | \$ 69.36   | \$ 22.20   | \$ 1,135.80                                   |
| Alemneh, Teshome & Mengesha, Tsehay       | 53-09-02-100-004.025-015 | 2309   | 1A              | N  | \$ 342,200             | \$ 152,020                           | \$ 190,180        | \$ 1.5790                             | \$ 2.3198                | \$ 2,896.30        | \$ 4,037.77         | \$ 432.62  | \$ -   | \$ 708.84                               | \$ 1,141.47                                 | \$ 69.36   | \$ 22.20   | \$ 1,049.91                                   |
| Chance, Gregory W & Tina K                | 53-09-02-100-004.026-015 | 2309   | 1A              | N  | \$ 318,600             | \$ 143,060                           | \$ 173,540        | \$ 1.5790                             | \$ 2.3198                | \$ 2,642.88        | \$ 3,733.10         | \$ 399.98  | \$ -   | \$ 690.24                               | \$ 1,090.22                                 | \$ 69.36   | \$ 22.20   | \$ 998.66                                     |
| Bell, Kathi J                             | 53-09-02-100-004.027-015 | 2309   | 1A              | N  | \$ 276,900             | \$ 129,165                           | \$ 147,735        | \$ 1.5790                             | \$ 2.3198                | \$ 2,249.90        | \$ 3,260.62         | \$ 349.35  | \$ -   | \$ 661.37                               | \$ 1,010.72                                 | \$ 69.36   | \$ 22.20   | \$ 919.16                                     |
| Sater, Marilyn                            | 53-09-01-300-019.000-015 | 1171   | 1A              | N  | \$ 234,000             | \$ 100,825                           | \$ 133,175        | \$ 1.5790                             | \$ 2.3198                | \$ 2,044.70        | \$ 3,168.68         | \$ 339.50  | \$ -   | \$ 784.48                               | \$ 1,123.98                                 | \$ 69.36   | \$ 14.76   | \$ 1,039.86                                   |
| Baugh, Ronald                             | 53-09-02-200-007.000-015 |        | 1A              | N  | \$ 2,000               | \$ -                                 | \$ 2,000          | \$ 1.5790                             | \$ 2.3198                | \$ 31.58           | \$ 51.96            | \$ 5.57  | \$ -   | \$ 14.82                                | \$ 20.38                                    | \$ -   | \$ -   | \$ 20.38                                      |
| Baugh, Ronald                             | 53-09-02-200-001.000-015 |        | 1A              | N  | \$ 174,800             | \$ -                                 | \$ 174,800        | \$ 1.5790                             | \$ 2.3198                | \$ 2,760.08        | \$ 4,194.16         | \$ 449.37  | \$ -   | \$ 984.71                               | \$ 1,434.08                                 | \$ 69.36   | \$ 22.20   | \$ 1,342.52                                   |
| Goddard, Heather O                        | 53-09-01-212-015.000-015 |        | 1A              | N  | \$ 146,700             | \$ 83,595                            | \$ 63,105         | \$ 1.5790                             | \$ 2.3198                | \$ 961.04          | \$ 1,581.36         | \$ 169.44  | \$ -   | \$ 450.88                               | \$ 620.32                                   | \$ 69.36   | \$ 22.20   | \$ 528.76                                     |
| Woolard, Jeff G & Blake A Hutchison       | 53-09-12-300-025.000-015 |        | 1A              | N  | \$ 161,200             | \$ -                                 | \$ 161,200        | \$ 1.5790                             | \$ 2.3198                | \$ 2,545.36        | \$ 3,990.75         | \$ 427.58  | \$ -   | \$ 1,017.81                             | \$ 1,445.39                                 | \$ 69.36   | \$ 22.20   | \$ 1,353.83                                   |
| Scherer, Richard Devon                    | 53-09-12-300-019.000-015 |        | 1A              | N  | \$ 133,500             | \$ 78,975                            | \$ 54,525         | \$ 1.5790                             | \$ 2.3198                | \$ 830.38          | \$ 1,366.35         | \$ 146.39  | \$ -   | \$ 389.57                               | \$ 535.97                                   | \$ 69.36   | \$ 14.76   | \$ 451.85                                     |
| Olsen, Eleonore G                         | 53-09-01-212-008.000-015 |        | 1A              | N  | \$ 117,500             | \$ 84,025                            | \$ 33,475         | \$ 1.5790                             | \$ 2.3198                | \$ 299.74          | \$ 305.73           | \$ -   | \$ -   | \$ 5.99                                 | \$ 5.99                                     | \$ -   | \$ -   | \$ 5.99                                       |
| Board Of Commissioners Monroe County, The | 53-09-01-401-003.000-015 |        | 1A              | N  | \$ -                   | \$ -                                 | \$ -              | \$ 1.5790                             | \$ 2.3198                | \$ -               | \$ -                | \$ -   | \$ -   | \$ -                                    | \$ -  | \$ -   | \$ -   | \$ -  |
| Lettelleir, Ann M                         | 53-09-01-209-047.000-015 |        | 1A              | N  | \$ 177,000             | \$ 94,200                            | \$ 82,800         | \$ 1.5790                             | \$ 2.3198                | \$ 1,260.98        | \$ 2,071.70         | \$ 221.97  | \$ -   | \$ 588.76                               | \$ 810.72                                   | \$ 69.36   | \$ 14.76   | \$ 726.60                                     |
| Alcorn, Larry E                           | 53-09-12-201-009.000-015 |        | 1A              | N  | \$ 129,100             | \$ 77,435                            | \$ 51,665         | \$ 1.5790                             | \$ 2.3198                | \$ 786.82          | \$ 1,294.68         | \$ 138.72  | \$ -   | \$ 369.14                               | \$ 507.86                                   | \$ 69.36   | \$ 14.76   | \$ 423.74                                     |
| Hendrix, Suzanne L                        | 53-09-01-209-019.000-015 |        | 1A              | N  | \$ 136,600             | \$ 80,060                            | \$ 56,540         | \$ 1.5790                             | \$ 2.3198                | \$ 861.08          | \$ 1,416.85         | \$ 151.81  | \$ -   | \$ 403.96                               | \$ 555.77                                   | \$ 69.36   | \$ 14.76   | \$ 471.65                                     |
| Dunn, Kenneth L & Karla R                 | 53-09-01-209-075.000-015 |        | 1A              | N  | \$ 186,300             | \$ 97,455                            | \$ 88,845         | \$ 1.5790                             | \$ 2.3198                | \$ 1,353.04        | \$ 2,182.38         | \$ 233.82  | \$ -   | \$ 595.52                               | \$ 829.34                                   | \$ 69.36   | \$ 14.76   | \$ 745.22                                     |
| May, Don & Sara                           | 53-09-01-209-059.000-015 |        | 1A              | N  | \$ 127,400             | \$ 76,840                            | \$ 50,560         | \$ 1.5790                             | \$ 2.3198                | \$ 770.00          | \$ 1,266.98         | \$ 135.74  | \$ -   | \$ 361.24                               | \$ 496.98                                   | \$ 69.36   | \$ 14.76   | \$ 412.86                                     |
| Chambers, Stephen B & Wade, David N       | 53-09-01-211-034.000-015 |        | 1A              | N  | \$ 167,600             | \$ 90,910                            | \$ 76,690         | \$ 1.5790                             | \$ 2.3198                | \$ 1,167.94        | \$ 1,921.78         | \$ 205.91  | \$ -   | \$ 547.93                               | \$ 753.84                                   | \$ 69.36   | \$ 14.76   | \$ 669.72                                     |
| Hospitality House Inc                     | 53-09-01-300-033.000-015 |        | 1A              | N  | \$ 5,689,700           | \$ -                                 | \$ 5,689,700      | \$ 1.5790                             | \$ 2.3198                | \$ 89,840.36       | \$ 133,587.21       | \$ 14,312.92   | \$ -   | \$ 29,433.94                            | \$ 43,746.85                                | \$ 69.36   | \$ 14.76   | \$ 43,662.73                                  |
| Board Of Commissioners Monroe County, The | 53-09-01-300-039.000-015 |        | 1A              | N  | \$ -                   | \$ -                                 | \$ -              | \$ 1.5790                             | \$ 2.3198                | \$ -               | \$ -                | \$ -   | \$ -   | \$ -                                    | \$ -  | \$ -   | \$ -   | \$ -  |
| Indiana Home Care Corporation             | 53-01-61-356-010.000-015 |        | 1A              | N  | \$ 507,800             | \$ -                                 | \$ 507,800        | \$ 1.5790                             | \$ 2.3198                | \$ 8,018.16        | \$ 13,193.48        | \$ 1,413.59  | \$ -   | \$ 3,761.73                             | \$ 5,175.32                                 | \$ 69.36   | \$ 37.08   | \$ 5,068.88                                   |
| Gilmore, Alvin E Revocable Trust          | 53-09-12-201-031.000-015 |        | 1A              | N  | \$ 121,400             | \$ 71,740                            | \$ 49,660         | \$ 1.5790                             | \$ 2.3198                | \$ 756.28          | \$ 1,244.42         | \$ 133.33  | \$ -   | \$ 354.81                               | \$ 488.14                                   | \$ 69.36   | \$ 14.76   | \$ 404.02                                     |
| Rayl, Joshua D                            | 53-09-01-209-003.000-015 |        | 1A              | N  | \$ 116,400             | \$ 72,990                            | \$ 43,410         | \$ 1.5790                             | \$ 2.3198                | \$ 661.10          | \$ 1,087.81         | \$ 116.55  | \$ -   | \$ 310.16                               | \$ 426.71                                   | \$ 69.36   | \$ 22.20   | \$ 335.15                                     |
| Glaze, Robert Joseph & Perry, Theresa A   | 53-09-12-300-036.000-015 |        | 1A              | N  | \$ 142,000             | \$ 81,950                            | \$ 60,050         | \$ 1.5790                             | \$ 2.3198                | \$ 914.52          | \$ 1,504.80         | \$ 161.23  | \$ -   | \$ 429.05                               | \$ 590.28                                   | \$ -   | \$ -   | \$ 590.28                                     |
| Olsson, S L & Martha S                    | 53-01-63-039-307.000-015 | 2130   | 1A              | N  | \$ 195,300             | \$ -                                 | \$ 195,300        | \$ 1.5790                             | \$ 2.3198                | \$ 3,083.80        | \$ 4,585.36         | \$ 491.29  | \$ -   | \$ 1,010.27                             | \$ 1,501.56                                 | \$ 69.36   | \$ 22.20   | \$ 1,410.00                                   |
| Breidenbach, Andrew P                     | 53-01-63-039-308.000-015 | 2130   | 1A              | N  | \$ 207,500             | \$ 104,875                           | \$ 102,625        | \$ 1.5790                             | \$ 2.3198                | \$ 1,562.92        | \$ 2,434.69         | \$ 260.86  | \$ -   | \$ 610.91                               | \$ 871.77                                   | \$ 69.36   | \$ 22.20   | \$ 780.21                                     |
| MnM LLC                                   | 53-01-63-039-309.000-015 | 2121   | 1A              | N  | \$ 17,800              | \$ -                                 | \$ 17,800         | \$ 1.5790                             | \$ 2.3198                | \$ 281.06          | \$ 462.47           | \$ 49.55   | \$ -   | \$ 131.86                               | \$ 181.41                                   | \$ -   | \$ -   | \$ 181.41                                     |
| Mohney, Maryann                           | 53-01-63-039-310.000-015 | 2121   | 1A              | N  | \$ 21,000              | \$ -                                 | \$ 21,000         | \$ 1.5790                             | \$ 2.3198                | \$ 331.60          | \$ 545.61           | \$ 58.46   | \$ -   | \$ 155.56                               | \$ 214.01                                   | \$ -   | \$ -   | \$ 214.01                                     |
| MnM LLC                                   | 53-01-63-039-311.000-015 | 2121   | 1A              | N  | \$ 23,600              | \$ -                                 | \$ 23,600         | \$ 1.5790                             | \$ 2.3198                | \$ 372.64          | \$ 613.17           | \$ 65.70   | \$ -   | \$ 174.83                               | \$ 240.53                                   | \$ -   | \$ -   | \$ 240.53                                     |
| Thurmond, Bradley H                       | 53-01-63-039-312.000-015 | 2121   | 1A              | N  | \$ 221,400             | \$ 109,740                           | \$ 111,660        | \$ 1.5790                             | \$ 2.3198                | \$ 1,700.50        | \$ 2,600.11         | \$ 278.58  | \$ -   | \$ 621.03                               | \$ 899.61                                   | \$ 69.36   | \$ 22.20   | \$ 808.05                                     |
| Latta, John C                             | 53-01-63-039-313.000-015 | 2121   | 1A              | N  | \$ 186,000             | \$ 97,350                            | \$ 88,650         | \$ 1.5790                             | \$ 2.3198                | \$ 1,350.08        | \$ 2,178.81         | \$ 233.44  | \$ -   | \$ 595.29                               | \$ 828.73                                   | \$ 69.36   | \$ 22.20   | \$ 737.17                                     |
| Fieldstone Community Assoc Inc            | 53-09-02-200-091.000-015 | 1603   | 1A              | N  | \$ -                   | \$ -                                 | \$ -              | \$ 1.5790                             | \$ 2.3198                | \$ -               | \$ -                | \$ -   | \$ -   | \$ -                                    | \$ -  | \$ -   | \$ -   | \$ -  |
| Fieldstone Community Assoc Inc            | 53-09-02-200-190.000-015 | 1603   | 1A              | N  | \$ -                   | \$ -                                 | \$ -              | \$ 1.5790                             | \$ 2.3198                | \$ -               | \$ -                | \$ -   | \$ -   | \$ -                                    | \$ -  | \$ -   | \$ -   | \$ -  |
| Burch, Robert D & Erma M                  | 53-09-02-200-104.000-015 |        | 1A              | N  | \$ 170,300             | \$ 91,855                            | \$ 78,445         | \$ 1.5790                             | \$ 2.3198                | \$ 1,194.66        | \$ 1,965.74         | \$ 210.61  | \$ -   | \$ 560.47                               | \$ 771.08                                   | \$ 69.36   | \$ 22.20   | \$ 679.52                                     |
| Combs, Judith A                           | 53-09-02-202-026.000-015 | 2411   | 1A              | N  | \$ 165,500             | \$ 101,175                           | \$ 64,325         | \$ 1.5790                             | \$ 2.3198                | \$ 531.92          | \$ 842.56           | \$ -   | \$ -   | \$                                      |   |  |  |   |

# City of Bloomington

## Area #1A: South-West Annexation Area - Tax Impacts Analysis

Note (1): This section shows the inc/(dec) in tax bills due to differences between township fire protection rates and the Monroe Fire Protection District fire rate

| Owner Name   | Parcel #                 | Waiver | Annexation Area | AG | 2020 Pay 2021 Gross AV | 2020 Pay 2021 Deductions /Exemptions | 2020 Pay 2021 NAV | Pre-Annex 2020 Pay 2021 Prop Tax Rate | Post-Annex Prop Tax Rate | Pre-Annex Tax Bill | Post-Annex Tax Bill | Net Tax Bill Increase Due Solely to AV Growth (12% - Aggregate over 4 years) | Net Tax Bill Increase Due to Difference Between Fire Rates (1) | Net Tax Bill Increase Due to Annexation | Total Post-Annexation Net Tax Bill Increase | Benefit 1 Yearly Sewer Bill Savings (@ 4000 Gal/Month) | Benefit 2 Yearly Fire Protection (Water Surcharge) Savings | Post-Annex Tax Bill Inc/(Dec) Net of Benefits |
|--|--------------------------|--------|-----------------|----|------------------------|--------------------------------------|-------------------|---------------------------------------|--------------------------|--------------------|---------------------|--|--|---|---|--|--|---|
| Olivera, Francis P IV & Laura A                          | 53-09-02-202-022.000-015 |        | 1A              | N  | \$ 176,900             | \$ 94,165                            | \$ 82,735         | \$ 1.5790                             | \$ 2.3198                | \$ 1,260.00        | \$ 2,070.51         | \$ 221.84  | \$ -   | \$ 588.67                               | \$ 810.51                                   | \$ 69.36   | \$ 22.20   | \$ 718.95                                     |
| Bennett, Beth A  | 53-09-02-202-017.000-015 |        | 1A              | N  | \$ 180,800             | \$ 92,530                            | \$ 88,270         | \$ 1.5790                             | \$ 2.3198                | \$ 1,344.28        | \$ 2,120.16         | \$ 227.15  | \$ -   | \$ 548.72                               | \$ 775.88                                   | \$ 69.36   | \$ 22.20   | \$ 684.32                                     |
| Dominguez, Diana L & Angel                               | 53-09-02-202-016.000-015 |        | 1A              | N  | \$ 174,500             | \$ 93,325                            | \$ 81,175         | \$ 1.5790                             | \$ 2.3198                | \$ 1,236.24        | \$ 2,034.16         | \$ 217.95  | \$ -   | \$ 579.97                               | \$ 797.92                                   | \$ 69.36   | \$ 22.20   | \$ 706.36                                     |
| Wenzel, Kevin C  | 53-09-02-202-027.000-015 |        | 1A              | N  | \$ 166,900             | \$ 90,665                            | \$ 76,235         | \$ 1.5790                             | \$ 2.3198                | \$ 1,161.00        | \$ 1,910.36         | \$ 204.68  | \$ -   | \$ 544.69                               | \$ 749.36                                   | \$ 69.36   | \$ 22.20   | \$ 657.80                                     |
| Druding, Ronald K & Jennifer L                           | 53-09-01-211-028.000-015 |        | 1A              | N  | \$ 128,300             | \$ -                                 | \$ 128,300        | \$ 1.5790                             | \$ 2.3198                | \$ 2,025.86        | \$ 3,012.30         | \$ 322.75  | \$ -   | \$ 663.69                               | \$ 986.44                                   | \$ 69.36   | \$ 14.76   | \$ 902.32                                     |
| Kirchgassner, James J & Sansone-Kirchgassner, Vicki E    | 53-09-02-202-002.000-015 |        | 1A              | N  | \$ 180,500             | \$ -                                 | \$ 180,500        | \$ 1.5790                             | \$ 2.3198                | \$ 2,850.10        | \$ 4,237.88         | \$ 454.06  | \$ -   | \$ 933.72                               | \$ 1,387.78                                 | \$ 69.36   | \$ 22.20   | \$ 1,296.22                                   |
| Nistelbeck, Kimberly E                                   | 53-09-02-202-012.000-015 |        | 1A              | N  | \$ 165,700             | \$ 90,245                            | \$ 75,455         | \$ 1.5790                             | \$ 2.3198                | \$ 1,149.12        | \$ 1,890.84         | \$ 202.60  | \$ -   | \$ 539.12                               | \$ 741.72                                   | \$ 69.36   | \$ 22.20   | \$ 650.16                                     |
| Haywood, Stephen M & Deborah I/e; Riker, Stephanie Sue   | 53-09-02-202-004.000-015 |        | 1A              | N  | \$ 180,300             | \$ 95,355                            | \$ 84,945         | \$ 1.5790                             | \$ 2.3198                | \$ 1,293.64        | \$ 2,110.97         | \$ 226.17  | \$ -   | \$ 591.16                               | \$ 817.33                                   | \$ 69.36   | \$ 22.20   | \$ 725.77                                     |
| Morris, Bryan  | 53-09-02-202-018.000-015 |        | 1A              | N  | \$ 188,200             | \$ 98,015                            | \$ 90,185         | \$ 1.5790                             | \$ 2.3198                | \$ 1,373.44        | \$ 2,201.75         | \$ 235.90  | \$ -   | \$ 592.41                               | \$ 828.31                                   | \$ 69.36   | \$ 22.20   | \$ 736.75                                     |
| Beasley, Leigh Ann                                       | 53-09-02-202-005.000-015 |        | 1A              | N  | \$ 173,600             | \$ 93,010                            | \$ 80,590         | \$ 1.5790                             | \$ 2.3198                | \$ 1,227.32        | \$ 2,019.51         | \$ 216.38  | \$ -   | \$ 575.81                               | \$ 792.19                                   | \$ 69.36   | \$ 22.20   | \$ 700.63                                     |
| Gootee, Ashley M   | 53-09-02-202-025.000-015 |        | 1A              | N  | \$ 181,600             | \$ 95,810                            | \$ 85,790         | \$ 1.5790                             | \$ 2.3198                | \$ 1,306.52        | \$ 2,126.45         | \$ 227.84  | \$ -   | \$ 592.10                               | \$ 819.93                                   | \$ 69.36   | \$ 22.20   | \$ 728.37                                     |
| Maynen, Jeffrey D & Dawn M                               | 53-09-02-202-008.000-015 |        | 1A              | N  | \$ 207,400             | \$ 101,840                           | \$ 105,560        | \$ 1.5790                             | \$ 2.3198                | \$ 1,607.60        | \$ 2,436.73         | \$ 261.07  | \$ -   | \$ 568.05                               | \$ 829.13                                   | \$ 69.36   | \$ 22.20   | \$ 737.57                                     |
| George, Elizabeth A                                      | 53-04-36-302-026.000-011 |        | 1A              | N  | \$ 98,200              | \$ 66,620                            | \$ 31,580         | \$ 1.7781                             | \$ 2.4986                | \$ 540.28          | \$ 850.34           | \$ 91.12   | \$ -   | \$ 218.94                               | \$ 310.06                                   | \$ 69.36   | \$ 22.20   | \$ 218.50                                     |
| Lally, Patrick & Lisa                                    | 53-04-36-303-065.000-011 |        | 1A              | N  | \$ 186,300             | \$ 97,105                            | \$ 89,195         | \$ 1.7781                             | \$ 2.4986                | \$ 1,526.00        | \$ 2,075.35         | \$ 222.35  | \$ -   | \$ 327.00                               | \$ 549.35                                   | \$ 69.36   | \$ 22.20   | \$ 457.79                                     |
| Sturgis, Melva Lynn                                      | 53-04-36-100-017.000-011 | 2384   | 1A              | N  | \$ 96,200              | \$ 65,920                            | \$ 30,280         | \$ 1.7781                             | \$ 2.4986                | \$ 518.04          | \$ 815.34           | \$ 87.37   | \$ -   | \$ 209.94                               | \$ 297.30                                   | \$ 69.36   | \$ 22.20   | \$ 205.74                                     |
| Carter, Annette M  | 53-04-36-100-021.000-011 |        | 1A              | N  | \$ 80,300              | \$ 60,355                            | \$ 19,945         | \$ 1.7781                             | \$ 2.4986                | \$ 341.24          | \$ 537.04           | \$ 57.53   | \$ -   | \$ 138.27                               | \$ 195.80                                   | \$ 69.36   | \$ 22.20   | \$ 104.24                                     |
| Stokem, Edward K & Norma F                               | 53-04-36-302-010.000-011 |        | 1A              | N  | \$ 118,400             | \$ 82,890                            | \$ 35,510         | \$ 1.7781                             | \$ 2.4986                | \$ 607.52          | \$ 956.15           | \$ 102.44  | \$ -   | \$ 246.19                               | \$ 348.63                                   | \$ 69.36   | \$ 22.20   | \$ 257.07                                     |
| John E Byers LLC   | 53-04-36-303-090.000-011 |        | 1A              | N  | \$ 107,600             | \$ -                                 | \$ 107,600        | \$ 1.7781                             | \$ 2.4986                | \$ 1,913.24        | \$ 2,410.24         | \$ 258.24  | \$ -   | \$ 238.76                               | \$ 497.00                                   | \$ 69.36   | \$ 22.20   | \$ 405.44                                     |
| Vibbart, Ruie & Jeanson , Mary F Rev Trust               | 53-04-36-303-024.000-011 |        | 1A              | N  | \$ 142,600             | \$ 91,550                            | \$ 51,050         | \$ 1.7781                             | \$ 2.4986                | \$ 612.80          | \$ 625.06           | \$ -   | \$ -   | \$ 12.26                                | \$ 12.26                                    | \$ 69.36   | \$ 22.20   | \$ (79.30)                                    |
| Axson, Ralph J & Patty                                   | 53-00-70-084-000.000-011 |        | 1A              | N  | \$ 149,100             | \$ 80,875                            | \$ 68,225         | \$ 1.7781                             | \$ 2.4986                | \$ 1,168.32        | \$ 1,696.78         | \$ 181.80  | \$ -   | \$ 346.66                               | \$ 528.46                                   | \$ 69.36   | \$ 22.20   | \$ 436.90                                     |
| Indiana University Health Bloomington Inc                | 53-04-25-100-048.000-011 |        | 1A              | N  | \$ 40,800              | \$ -                                 | \$ 40,800         | \$ 1.7781                             | \$ 2.4986                | \$ 725.46          | \$ 1,141.78         | \$ 122.33  | \$ -   | \$ 293.98                               | \$ 416.32                                   | \$ -   | \$ -   | \$ 416.32                                     |
| Monroe County Commissioners                              | 53-04-25-100-026.000-011 |        | 1A              | N  | \$ -                   | \$ -                                 | \$ -              | \$ 1.7781                             | \$ 2.4986                | \$ -               | \$ -                | \$ -   | \$ -   | \$ -                                    | \$ -  | \$ -   | \$ -   | \$ -  |
| Monroe County Commissioners                              | 53-04-25-100-039.000-011 |        | 1A              | N  | \$ -                   | \$ -                                 | \$ -              | \$ 1.7781                             | \$ 2.4986                | \$ -               | \$ -                | \$ -   | \$ -   | \$ -                                    | \$ -  | \$ -   | \$ -   | \$ -  |
| Indiana University Health Bloomington Inc                | 53-04-25-101-005.000-011 |        | 1A              | N  | \$ 77,600              | \$ -                                 | \$ 77,600         | \$ 1.7781                             | \$ 2.4986                | \$ 1,379.80        | \$ 2,171.61         | \$ 232.67  | \$ -   | \$ 559.14                               | \$ 791.81                                   | \$ -   | \$ -   | \$ 791.81                                     |
| Monroe Co Commissioners                                  | 53-00-73-064-003.000-011 |        | 1A              | N  | \$ -                   | \$ -                                 | \$ -              | \$ 1.7781                             | \$ 2.4986                | \$ -               | \$ -                | \$ -   | \$ -   | \$ -                                    | \$ -  | \$ -   | \$ -   | \$ -  |
| Indiana University Health Bloomington Inc                | 53-04-25-101-001.000-011 |        | 1A              | N  | \$ 2,880,000           | \$ 2,880,000                         | \$ -              | \$ 1.7781                             | \$ 2.4986                | \$ -               | \$ -                | \$ -   | \$ -   | \$ -                                    | \$ -  | \$ 69.36   | \$ 37.08   | \$ (106.44)                                   |
| Indiana University Health Bloomington Inc                | 53-04-25-101-004.099-011 |        | 1A              | N  | \$ -                   | \$ -                                 | \$ -              | \$ 1.7781                             | \$ 2.4986                | \$ -               | \$ -                | \$ -   | \$ -   | \$ -                                    | \$ -  | \$ -   | \$ -   | \$ -  |
| Great Oak Tree LLC                                       | 53-04-35-100-002.000-011 | 2188   | 1A              | N  | \$ 4,219,400           | \$ -                                 | \$ 4,219,400      | \$ 1.7781                             | \$ 2.4986                | \$ 75,025.16       | \$ 118,078.61       | \$ 12,651.28   | \$ -   | \$ 30,402.17                            | \$ 43,053.45                                | \$ 69.36   | \$ 37.08   | \$ 42,947.01                                  |
| Board Of Commissioners Of                                | 53-04-35-400-006.000-011 |        | 1A              | N  | \$ -                   | \$ -                                 | \$ -              | \$ 1.7781                             | \$ 2.4986                | \$ -               | \$ -                | \$ -   | \$ -   | \$ -                                    | \$ -  | \$ -   | \$ -   | \$ -  |
| Ivy Tech State College                                   | 53-04-35-400-016.000-011 | 2258   | 1A              | N  | \$ -                   | \$ -                                 | \$ -              | \$ 1.7781                             | \$ 2.4986                | \$ -               | \$ -                | \$ -   | \$ -   | \$ -                                    | \$ -  | \$ -   | \$ -   | \$ -  |
| YMCA of Monroe County Inc                                | 53-00-72-815-021.000-011 | 2311   | 1A              | N  | \$ 191,500             | \$ 191,500                           | \$ -              | \$ 1.7781                             | \$ 2.4986                | \$ -               | \$ -                | \$ -   | \$ -   | \$ -                                    | \$ -  | \$ -   | \$ -   | \$ -  |
| Emily, William K & Emily, W Shane                        | 53-04-35-101-007.000-011 | 1414   | 1A              | N  | \$ 378,600             | \$ -                                 | \$ 378,600        | \$ 1.7781                             | \$ 2.4986                | \$ 6,731.88        | \$ 10,595.00        | \$ 1,135.18  | \$ -   | \$ 2,727.95                             | \$ 3,863.12                                 | \$ 69.36   | \$ 22.20   | \$ 3,771.56                                   |
| Double Hunt Properties LLC                               | 53-04-26-401-010.000-011 | 1488   | 1A              | N  | \$ 725,100             | \$ -                                 | \$ 725,100        | \$ 1.7781                             | \$ 2.4986                | \$ 12,893.00       | \$ 20,291.70        | \$ 2,174.11  | \$ -   | \$ 5,224.59                             | \$ 7,398.70                                 | \$ -   | \$ -   | \$ 7,398.70                                   |
| TF Realty Bloomington LLC                                | 53-04-26-401-011.000-011 | 1507   | 1A              | N  | \$ 1,865,600           | \$ -                                 | \$ 1,865,600      | \$ 1.7781                             | \$ 2.4986                | \$ 33,172.24       | \$ 52,208.24        | \$ 5,593.74  | \$ -   | \$ 13,442.26                            | \$ 19,036.00                                | \$ 69.36   | \$ 37.08   | \$ 18,929.56                                  |
| The Better Way Storage LLC                               | 53-04-26-401-017.000-011 | 1524   | 1A              | N  | \$ 619,300             | \$ -                                 | \$ 619,300        | \$ 1.7781                             | \$ 2.4986                | \$ 11,011.76       | \$ 17,330.92        | \$ 1,856.88  | \$ -   | \$ 4,462.28                             | \$ 6,319.16                                 | \$ -   | \$ -   | \$ 6,319.16                                   |
| Proveli LLC  | 53-04-35-101-008.000-011 |        | 1A              | N  | \$ 32,500              | \$ -                                 | \$ 32,500         | \$ 1.7781                             | \$ 2.4986                | \$ 577.88          | \$ 909.50           | \$ 97.45   | \$ -   | \$ 234.18                               | \$ 331.62                                   | \$ -   | \$ -   | \$ 331.62                                     |
| JRBDA Holding Co LLC                                     | 53-04-26-401-006.088-011 | 2322   | 1A              | N  | \$ -                   | \$ -                                 | \$ -              | \$ 1.7781                             | \$ 2.4986                | \$ -               | \$ -                | \$ -   | \$ -   | \$ -                                    | \$ -  | \$ -   | \$ -   | \$ -  |
| Davis, Ronald D  | 53-00-72-815-024.001-011 | 2399   | 1A              | N  | \$ -                   | \$ -                                 | \$ -              | \$ 1.7781                             | \$ 2.4986                | \$ -               | \$ -                | \$ -   | \$ -   | \$ -                                    | \$ -  | \$ -   | \$ -   | \$ -  |
| Proveli LLC  | 53-00-72-815-015.001-011 |        | 1A              | N  | \$ -                   | \$ -                                 | \$ -              | \$ 1.7781                             | \$ 2.4986                | \$ -               | \$ -                | \$ -   | \$ -   | \$ -                                    | \$ -  | \$ -   | \$ -   | \$ -  |
| Board Of Commissioners Of Monroe Co                      | 53-04-36-201-003.000-011 |        | 1A              | N  | \$ -                   | \$ -                                 | \$ -              | \$ 1.7781                             | \$ 2.4986                | \$ -               | \$ -                | \$ -   | \$ -   | \$ -                                    | \$ -  | \$ -   | \$ -   | \$ -  |
| Fichter, Benjamin R                                      | 53-04-36-303-049.000-011 |        | 1A              | N  | \$ 107,600             | \$ 69,910                            | \$ 37,690         | \$ 1.7781                             | \$ 2.4986                | \$ 644.84          | \$ 1,014.87         | \$ 108.74  | \$ -   | \$ 261.29                               | \$ 370.03                                   | \$ 69.36   | \$ 22.20   | \$ 278.47                                     |
| Sowders, Phyllis A & Byers, Tracy L & Goodall, Shannon L | 53-04-36-303-093.000-011 |        | 1A              | N  | \$ 149,300             | \$ 84,505                            | \$ 64,795         | \$ 1.7781                             | \$ 2.4986                | \$ 1,108.56        | \$ 1,672.15         | \$ 179.15  | \$ -   | \$ 384.44                               | \$ 563.59                                   | \$ 69.36   | \$ 22.20   | \$ 472.03                                     |
| Small Town Properties LLC                                | 53-04-36-302-014.000-011 |        | 1A              | N  | \$ 88,200              | \$ -                                 | \$ 88,200         | \$ 1.7781                             | \$ 2.4986                | \$ 1,568.28        | \$ 1,975.68         | \$ 211.68  | \$ -   | \$ 195.72                               | \$ 407.40                                   | \$ 69.36   | \$ 22.20   | \$ 315.84                                     |
| Terkhorn, Lorelei Elaine                                 | 53-04-36-303-027.000-011 |        | 1A              | N  | \$ 129,300             | \$ -                                 | \$ 129,300        | \$ 1.7781                             | \$ 2.4986                | \$ 2,299.08        | \$ 2,896.32         | \$ 310.32  | \$ -   | \$ 286.92                               | \$ 597.24                                   | \$ 69.36   | \$ 22.20   | \$ 505.68                                     |
| Scroggins, Donald E & Diana S                            | 53-09-02-101-008.000-015 |        | 1A              | N  | \$ 153,000             | \$ 99,100                            | \$ 53,900         | \$ 1.5790                             | \$ 2.3198                | \$ 729.36          | \$ 743.95           | \$ -   | \$ -   | \$ 14.59                                | \$ 14.59                                    | \$ 69.36   | \$ 22.20   | \$ (76.97)                                    |
| Niswander, Gilbert W & Nancy A                           | 53-09-01-212-024.000-015 |        | 1A              | N  | \$ 181,500             | \$ 92,775                            | \$ 88,725         | \$ 1.5790                             | \$ 2.3198                | \$ 1,351.22        | \$ 2,128.50         | \$ 228.05  | \$ -   | \$ 549.22                               | \$ 777.28                                   | \$ 69.36   | \$ 14.76   | \$ 693.16                                     |
| Dumal, Robert J. & Phyllis A.                            | 53-09-01-212-031.000-015 |        | 1A              | N  | \$ 174,800             | \$ 103,975                           | \$ 70,825         | \$ 1.5790                             | \$ 2.3198                | \$ 969.84          | \$ 989.24           | \$ -   | \$ -   | \$ 19.40                                | \$ 19.40                                    | \$ 69.36   | \$ 22.20   | \$ (72.16)                                    |

# City of Bloomington

## Area #1A: South-West Annexation Area - Tax Impacts Analysis

Note (1): This section shows the inc/(dec) in tax bills due to differences between township fire protection rates and the Monroe Fire Protection District fire rate

| Owner Name  | Parcel #                 | Waiver | Annexation Area | AG | 2020 Pay 2021 Gross AV | 2020 Pay 2021 Deductions /Exemptions | 2020 Pay 2021 NAV | Pre-Annex 2020 Pay 2021 Prop Tax Rate | Post-Annex Prop Tax Rate | Pre-Annex Tax Bill | Post-Annex Tax Bill | Net Tax Bill Increase Due Solely to AV Growth (12%-Aggregate over 4 years) | Net Tax Bill Increase Due to Difference Between Fire Rates (1) | Net Tax Bill Increase Due to Annexation | Total Post-Annexation Net Tax Bill Increase | Benefit 1 Yearly Sewer Bill Savings (@ 4000 Gal/Month) | Benefit 2 Yearly Fire Protection (Water Surcharge) Savings | Post-Annex Tax Bill Inc/(Dec) Net of Benefits |
|---|--------------------------|--------|-----------------|----|------------------------|--------------------------------------|-------------------|---------------------------------------|--------------------------|--------------------|---------------------|--|--|---|---|--|--|---|
| Boltinghouse, Robert S & Aleta D                  | 53-09-01-213-038.000-015 |        | 1A              | N  | \$ 121,500             | \$ -                                 | \$ 121,500        | \$ 1.5790                             | \$ 2.3198                | \$ 1,918.48        | \$ 2,852.65         | \$ 305.64  | \$ -   | \$ 628.52                               | \$ 934.17                                   | \$ 69.36   | \$ 14.76   | \$ 850.05                                     |
| Shook, Shane William; Harris, Melissa             | 53-09-12-300-063.000-015 |        | 1A              | N  | \$ 188,900             | \$ 94,865                            | \$ 94,035         | \$ 1.5790                             | \$ 2.3198                | \$ 1,436.00        | \$ 2,279.42         | \$ 244.22  | \$ -   | \$ 599.20                               | \$ 843.42                                   | \$ 69.36   | \$ 14.76   | \$ 759.30                                     |
| John E Byers LLC                                  | 53-09-01-212-023.000-015 |        | 1A              | N  | \$ 143,900             | \$ -                                 | \$ 143,900        | \$ 1.5790                             | \$ 2.3198                | \$ 2,272.18        | \$ 3,379.32         | \$ 362.07  | \$ -   | \$ 745.07                               | \$ 1,107.14                                 | \$ 69.36   | \$ 14.76   | \$ 1,023.02                                   |
| Curtis, Dwight T & Cleta                          | 53-09-01-212-017.000-015 |        | 1A              | N  | \$ 133,700             | \$ 76,045                            | \$ 57,655         | \$ 1.5790                             | \$ 2.3198                | \$ 878.04          | \$ 1,444.78         | \$ 154.81  | \$ -   | \$ 411.94                               | \$ 566.74                                   | \$ 69.36   | \$ 14.76   | \$ 482.62                                     |
| Dutton, Carol J Trust                             | 53-09-12-201-030.000-015 |        | 1A              | N  | \$ 174,900             | \$ 104,465                           | \$ 70,435         | \$ 1.5790                             | \$ 2.3198                | \$ 1,016.76        | \$ 1,037.10         | \$ -   | \$ -   | \$ 20.34                                | \$ 20.34                                    | \$ 69.36   | \$ 14.76   | \$ (63.78)                                    |
| Public Investment Corp                            | 53-09-12-400-044.000-015 |        | 1A              | N  | \$ 69,300              | \$ -                                 | \$ 69,300         | \$ 1.5790                             | \$ 2.3198                | \$ 1,094.24        | \$ 1,800.53         | \$ 192.91  | \$ -   | \$ 513.37                               | \$ 706.29                                   | \$ -   | \$ -   | \$ 706.29                                     |
| Covarrubias, Rocio Del Carmen Chavez              | 53-09-02-100-004.028-015 | 2309   | 1A              | N  | \$ 302,000             | \$ 137,950                           | \$ 164,050        | \$ 1.5790                             | \$ 2.3198                | \$ 2,498.36        | \$ 3,559.34         | \$ 381.36  | \$ -   | \$ 679.62                               | \$ 1,060.98                                 | \$ 69.36   | \$ 22.20   | \$ 969.42                                     |
| Pamidighantam, Sudhakar & Bharathi                | 53-09-02-100-004.029-015 | 2309   | 1A              | N  | \$ 286,600             | \$ 132,560                           | \$ 154,040        | \$ 1.5790                             | \$ 2.3198                | \$ 2,345.92        | \$ 3,376.07         | \$ 361.72  | \$ -   | \$ 668.42                               | \$ 1,030.15                                 | \$ 69.36   | \$ 22.20   | \$ 938.59                                     |
| Bradshaw, Lloyd M & Janice R                      | 53-09-02-100-004.030-015 | 2309   | 1A              | N  | \$ 245,800             | \$ 118,280                           | \$ 127,520        | \$ 1.5790                             | \$ 2.3198                | \$ 1,942.04        | \$ 2,890.49         | \$ 309.69  | \$ -   | \$ 638.76                               | \$ 948.45                                   | \$ 69.36   | \$ 22.20   | \$ 856.89                                     |
| Allen, Tracy L                                    | 53-09-02-100-004.031-015 | 2309   | 1A              | N  | \$ 302,900             | \$ 138,265                           | \$ 164,635        | \$ 1.5790                             | \$ 2.3198                | \$ 2,507.28        | \$ 3,570.04         | \$ 382.50  | \$ -   | \$ 680.26                               | \$ 1,062.76                                 | \$ 69.36   | \$ 22.20   | \$ 971.20                                     |
| Gernand, John T & Jennifer M                      | 53-09-02-100-004.032-015 | 2309   | 1A              | N  | \$ 383,300             | \$ 166,405                           | \$ 216,895        | \$ 1.5790                             | \$ 2.3198                | \$ 3,303.16        | \$ 4,526.89         | \$ 485.02  | \$ -   | \$ 738.71                               | \$ 1,223.73                                 | \$ -   | \$ -   | \$ 1,223.73                                   |
| Porta, Anthony & Amanda-Lynn                      | 53-09-02-100-004.033-015 | 2309   | 1A              | N  | \$ 371,300             | \$ 162,205                           | \$ 209,095        | \$ 1.5790                             | \$ 2.3198                | \$ 3,184.36        | \$ 4,384.07         | \$ 469.72  | \$ -   | \$ 730.00                               | \$ 1,199.71                                 | \$ 69.36   | \$ 22.20   | \$ 1,108.15                                   |
| Kyger, Annie                                      | 53-09-02-100-004.034-015 | 2309   | 1A              | N  | \$ 324,200             | \$ 145,720                           | \$ 178,480        | \$ 1.5790                             | \$ 2.3198                | \$ 2,718.12        | \$ 3,823.55         | \$ 409.67  | \$ -   | \$ 695.76                               | \$ 1,105.43                                 | \$ 69.36   | \$ 22.20   | \$ 1,013.87                                   |
| Murty, John & Cassandra J.C.                      | 53-09-02-100-004.035-015 | 2309   | 1A              | N  | \$ 285,500             | \$ 132,175                           | \$ 153,325        | \$ 1.5790                             | \$ 2.3198                | \$ 2,335.04        | \$ 3,362.97         | \$ 360.32  | \$ -   | \$ 667.61                               | \$ 1,027.93                                 | \$ 69.36   | \$ 22.20   | \$ 936.37                                     |
| Voorhees, John K                                  | 53-09-02-100-004.036-015 | 2309   | 1A              | N  | \$ 233,200             | \$ 113,870                           | \$ 119,330        | \$ 1.5790                             | \$ 2.3198                | \$ 1,817.32        | \$ 2,740.55         | \$ 293.64  | \$ -   | \$ 629.59                               | \$ 923.23                                   | \$ 69.36   | \$ 22.20   | \$ 831.67                                     |
| Clark, Melissa A                                  | 53-09-02-100-004.037-015 | 2309   | 1A              | N  | \$ 318,900             | \$ 143,865                           | \$ 175,035        | \$ 1.5790                             | \$ 2.3198                | \$ 2,665.64        | \$ 3,760.46         | \$ 402.90  | \$ -   | \$ 691.92                               | \$ 1,094.82                                 | \$ 69.36   | \$ 22.20   | \$ 1,003.26                                   |
| Seit, Riza  | 53-09-02-100-004.038-015 | 2309   | 1A              | N  | \$ 322,300             | \$ 145,055                           | \$ 177,245        | \$ 1.5790                             | \$ 2.3198                | \$ 2,699.32        | \$ 3,800.92         | \$ 407.23  | \$ -   | \$ 694.37                               | \$ 1,101.60                                 | \$ 69.36   | \$ 22.20   | \$ 1,010.04                                   |
| Goode, Jeffrey L                                  | 53-09-02-100-004.039-015 | 2309   | 1A              | N  | \$ 302,300             | \$ 135,055                           | \$ 167,245        | \$ 1.5790                             | \$ 2.3198                | \$ 2,547.02        | \$ 3,566.14         | \$ 382.08  | \$ -   | \$ 637.04                               | \$ 1,019.12                                 | \$ 69.36   | \$ 22.20   | \$ 927.56                                     |
| Briggs, Andrew & Janice                           | 53-09-02-100-004.040-015 | 2309   | 1A              | N  | \$ 362,700             | \$ 159,195                           | \$ 203,505        | \$ 1.5790                             | \$ 2.3198                | \$ 3,099.24        | \$ 4,281.74         | \$ 458.76  | \$ -   | \$ 723.74                               | \$ 1,182.50                                 | \$ 69.36   | \$ 22.20   | \$ 1,090.94                                   |
| Edwards, Zachary & Erin                           | 53-09-02-100-004.041-015 | 2309   | 1A              | N  | \$ 352,800             | \$ 155,730                           | \$ 197,070        | \$ 1.5790                             | \$ 2.3198                | \$ 3,001.24        | \$ 4,163.90         | \$ 446.13  | \$ -   | \$ 716.54                               | \$ 1,162.66                                 | \$ 69.36   | \$ 22.20   | \$ 1,071.10                                   |
| De La Garza, Max & Amy M                          | 53-09-02-100-004.042-015 | 2309   | 1A              | N  | \$ 344,200             | \$ 152,720                           | \$ 191,480        | \$ 1.5790                             | \$ 2.3198                | \$ 2,916.10        | \$ 4,061.57         | \$ 435.18  | \$ -   | \$ 710.30                               | \$ 1,145.47                                 | \$ 69.36   | \$ 22.20   | \$ 1,053.91                                   |
| Schuetz, Thomas R & Betty A                       | 53-09-01-209-007.000-015 |        | 1A              | N  | \$ 152,100             | \$ 82,310                            | \$ 69,790         | \$ 1.5790                             | \$ 2.3198                | \$ 1,063.14        | \$ 1,749.34         | \$ 187.43  | \$ -   | \$ 498.77                               | \$ 686.20                                   | \$ 69.36   | \$ 14.76   | \$ 602.08                                     |
| Grissom, Michelle R                               | 53-09-01-202-015.000-015 |        | 1A              | N  | \$ 140,400             | \$ 78,390                            | \$ 62,010         | \$ 1.5790                             | \$ 2.3198                | \$ 944.36          | \$ 1,553.90         | \$ 166.49  | \$ -   | \$ 443.06                               | \$ 609.54                                   | \$ 69.36   | \$ 14.76   | \$ 525.42                                     |
| Dunbar, James E. & Barbara J.                     | 53-09-02-101-007.000-015 |        | 1A              | N  | \$ 171,900             | \$ 92,380                            | \$ 79,520         | \$ 1.5790                             | \$ 2.3198                | \$ 1,211.04        | \$ 1,992.68         | \$ 213.49  | \$ -   | \$ 568.15                               | \$ 781.64                                   | \$ 69.36   | \$ 22.20   | \$ 690.08                                     |
| Crowe, Jimmie Keith & Rhonda Lynn Revocable Trust | 53-09-02-100-004.043-015 | 2309   | 1A              | N  | \$ 436,600             | \$ 185,060                           | \$ 251,540        | \$ 1.5790                             | \$ 2.3198                | \$ 3,830.76        | \$ 5,161.22         | \$ 552.99  | \$ -   | \$ 777.47                               | \$ 1,330.46                                 | \$ 69.36   | \$ 22.20   | \$ 1,238.90                                   |
| Bynum, Christopher W                              | 53-09-02-100-004.044-015 | 2309   | 1A              | N  | \$ 340,400             | \$ 176,350                           | \$ 164,050        | \$ 1.5790                             | \$ 2.3198                | \$ 2,498.36        | \$ 3,989.42         | \$ 427.44  | \$ -   | \$ 1,063.62                             | \$ 1,491.06                                 | \$ 69.36   | \$ 22.20   | \$ 1,399.50                                   |
| Deay, Lucas                                       | 53-09-02-100-004.045-015 | 2309   | 1A              | N  | \$ 326,200             | \$ 146,420                           | \$ 179,780        | \$ 1.5790                             | \$ 2.3198                | \$ 2,737.92        | \$ 3,847.35         | \$ 412.22  | \$ -   | \$ 697.21                               | \$ 1,109.43                                 | \$ 69.36   | \$ 22.20   | \$ 1,017.87                                   |
| Cabezas, Jorge E Vasquez & Stephanie M Willis     | 53-09-02-100-004.046-015 | 2309   | 1A              | N  | \$ 349,600             | \$ 154,610                           | \$ 194,990        | \$ 1.5790                             | \$ 2.3198                | \$ 2,969.56        | \$ 4,125.83         | \$ 442.06  | \$ -   | \$ 714.22                               | \$ 1,156.27                                 | \$ 69.36   | \$ 22.20   | \$ 1,064.71                                   |
| Ghuloom, Mohammad                                 | 53-09-02-100-004.047-015 | 2309   | 1A              | N  | \$ 303,000             | \$ -                                 | \$ 303,000        | \$ 1.5790                             | \$ 2.3198                | \$ 4,784.36        | \$ 7,114.00         | \$ 762.21  | \$ -   | \$ 1,567.43                             | \$ 2,329.64                                 | \$ 69.36   | \$ 22.20   | \$ 2,238.08                                   |
| Morgan, Douglas N & Kendra J                      | 53-09-02-100-004.048-015 | 2309   | 1A              | N  | \$ 322,200             | \$ 145,020                           | \$ 177,180        | \$ 1.5790                             | \$ 2.3198                | \$ 2,698.32        | \$ 3,799.75         | \$ 407.12  | \$ -   | \$ 694.30                               | \$ 1,101.43                                 | \$ 69.36   | \$ 22.20   | \$ 1,009.87                                   |
| Cannon, Tiffani L                                 | 53-09-02-100-004.049-015 | 2309   | 1A              | N  | \$ 342,500             | \$ 152,125                           | \$ 190,375        | \$ 1.5790                             | \$ 2.3198                | \$ 2,899.28        | \$ 4,041.33         | \$ 433.00  | \$ -   | \$ 709.05                               | \$ 1,142.05                                 | \$ 69.36   | \$ 22.20   | \$ 1,050.49                                   |
| Acres, Jill E                                     | 53-09-02-100-004.050-015 | 2309   | 1A              | N  | \$ 214,300             | \$ 104,255                           | \$ 110,045        | \$ 1.5790                             | \$ 2.3198                | \$ 1,675.90        | \$ 2,518.84         | \$ 269.87  | \$ -   | \$ 573.07                               | \$ 842.94                                   | \$ 69.36   | \$ 22.20   | \$ 751.38                                     |
| Petrina, Renee M & Maksi, Adam M                  | 53-09-02-100-004.051-015 | 2309   | 1A              | N  | \$ 310,100             | \$ 140,785                           | \$ 169,315        | \$ 1.5790                             | \$ 2.3198                | \$ 2,578.54        | \$ 3,655.74         | \$ 391.69  | \$ -   | \$ 685.51                               | \$ 1,077.20                                 | \$ 69.36   | \$ 22.20   | \$ 985.64                                     |
| Goode, Jeffrey L                                  | 53-09-02-100-004.052-015 | 2309   | 1A              | N  | \$ 297,800             | \$ -                                 | \$ 297,800        | \$ 1.5790                             | \$ 2.3198                | \$ 4,702.26        | \$ 6,991.92         | \$ 749.13  | \$ -   | \$ 1,540.52                             | \$ 2,289.66                                 | \$ 69.36   | \$ 22.20   | \$ 2,198.10                                   |
| Goode, Jeffrey L                                  | 53-09-02-100-004.053-015 | 2309   | 1A              | N  | \$ 246,200             | \$ -                                 | \$ 246,200        | \$ 1.5790                             | \$ 2.3198                | \$ 3,887.50        | \$ 5,780.42         | \$ 619.33  | \$ -   | \$ 1,273.59                             | \$ 1,892.92                                 | \$ 69.36   | \$ 22.20   | \$ 1,801.36                                   |
| Shankar, Anurag & Lisa Ensman                     | 53-09-02-100-004.054-015 | 2309   | 1A              | N  | \$ 310,900             | \$ 141,065                           | \$ 169,835        | \$ 1.5790                             | \$ 2.3198                | \$ 2,586.46        | \$ 3,665.25         | \$ 392.70  | \$ -   | \$ 686.09                               | \$ 1,078.79                                 | \$ 69.36   | \$ 22.20   | \$ 987.23                                     |
| Parodi, Christopher                               | 53-09-02-100-004.055-015 | 2309   | 1A              | N  | \$ 285,100             | \$ 132,035                           | \$ 153,065        | \$ 1.5790                             | \$ 2.3198                | \$ 2,331.08        | \$ 3,358.21         | \$ 359.81  | \$ -   | \$ 667.32                               | \$ 1,027.13                                 | \$ 69.36   | \$ 22.20   | \$ 935.57                                     |
| Green, Jonathan R & Lindsay                       | 53-09-02-100-004.056-015 | 2309   | 1A              | N  | \$ 375,600             | \$ 163,710                           | \$ 211,890        | \$ 1.5790                             | \$ 2.3198                | \$ 3,226.92        | \$ 4,435.26         | \$ 475.21  | \$ -   | \$ 733.13                               | \$ 1,208.34                                 | \$ 69.36   | \$ 22.20   | \$ 1,116.78                                   |
| Rice, Deborah A                                   | 53-09-02-100-004.057-015 | 2309   | 1A              | N  | \$ 269,100             | \$ 126,435                           | \$ 142,665        | \$ 1.5790                             | \$ 2.3198                | \$ 2,172.68        | \$ 3,167.80         | \$ 339.41  | \$ -   | \$ 655.71                               | \$ 995.12                                   | \$ 69.36   | \$ 22.20   | \$ 903.56                                     |
| Baugh, Kyle L & Blair A                           | 53-09-02-100-004.058-015 | 2309   | 1A              | N  | \$ 305,500             | \$ 139,175                           | \$ 166,325        | \$ 1.5790                             | \$ 2.3198                | \$ 2,533.00        | \$ 3,600.99         | \$ 385.82  | \$ -   | \$ 682.17                               | \$ 1,067.99                                 | \$ 69.36   | \$ 22.20   | \$ 976.43                                     |
| Shonk, Gregory & Bowden, Mica E                   | 53-09-02-100-004.059-015 | 2309   | 1A              | N  | \$ 230,100             | \$ 112,785                           | \$ 117,315        | \$ 1.5790                             | \$ 2.3198                | \$ 1,786.62        | \$ 2,703.66         | \$ 289.68  | \$ -   | \$ 627.35                               | \$ 917.04                                   | \$ 69.36   | \$ 22.20   | \$ 825.48                                     |
| John E Byers LLC                                  | 53-09-01-209-045.000-015 |        | 1A              | N  | \$ 139,600             | \$ -                                 | \$ 139,600        | \$ 1.5790                             | \$ 2.3198                | \$ 2,204.28        | \$ 3,280.11         | \$ 351.44  | \$ -   | \$ 724.39                               | \$ 1,075.83                                 | \$ 69.36   | \$ 14.76   | \$ 991.71                                     |
| Sellars, Richard Lee                              | 53-09-01-209-057.000-015 |        | 1A              | N  | \$ 133,700             | \$ 90,445                            | \$ 43,655         | \$ 1.5790                             | \$ 2.3198                | \$ 320.24          | \$ 326.64           | \$ -   | \$ -   | \$ 6.40                                 | \$ 6.40                                     | \$ 69.36   | \$ 22.20   | \$ (85.16)                                    |
| Crow, Russell Dean & Shipley-crow, Lynn           | 53-09-12-201-036.000-015 |        | 1A              | N  | \$ 201,000             | \$ 97,735                            | \$ 103,265        | \$ 1.5790                             | \$ 2.3198                | \$ 1,578.76        | \$ 2,478.35         | \$ 265.54  | \$ -   | \$ 634.04                               | \$ 899.59                                   | \$ 69.36   | \$ 22.20   | \$ 808.03                                     |
| Harrison, Paul & Sarah                            | 53-09-02-400-009.067-015 | 2309   | 1A              | N  | \$ 435,600             | \$ 184,710                           | \$ 250,890        | \$ 1.5790                             | \$ 2.3198                | \$ 3,820.88        | \$ 5,149.32         | \$ 551.72  | \$ -   | \$ 776.73                               | \$ 1,328.44                                 | \$ 69.36   | \$ 22.20   | \$ 1,236.88                                   |
| Szatkowski, Dea Kay                               | 53-09-02-400-009.068-015 | 2309   | 1A              | N  | \$ 257,800             | \$ 122,480                           | \$ 135,320        | \$ 1.5790                             | \$ 2.3198                | \$ 2,060.82        | \$ 3,033.30         | \$ 324.99  | \$ -   | \$ 647.49                               | \$ 972.48                                   | \$ 69.36   | \$ 22.20   | \$ 880.92                                     |
| Woodbury, Shawn M & Wendy M                       | 53-09-02-400-009.069-015 | 2309   | 1A              | N  |                        |                                      |                   |                                       |                          |                    |                     |  |  |   |   |  |  |   |

# City of Bloomington

## Area #1A: South-West Annexation Area - Tax Impacts Analysis

Note (1): This section shows the inc/(dec) in tax bills due to differences between township fire protection rates and the Monroe Fire Protection District fire rate

| Owner Name   | Parcel #                 | Waiver | Annexation Area | AG | 2020 Pay 2021 Gross AV | 2020 Pay 2021 Deductions /Exemptions | 2020 Pay 2021 NAV | Pre-Annex 2020 Pay 2021 Prop Tax Rate | Post-Annex Prop Tax Rate | Pre-Annex Tax Bill | Post-Annex Tax Bill | Net Tax Bill Increase Due Solely to AV Growth (12% - Aggregate over 4 years) | Net Tax Bill Increase Due to Difference Between Fire Rates (1) | Net Tax Bill Increase Due to Annexation | Total Post-Annexation Net Tax Bill Increase | Benefit 1 Yearly Sewer Bill Savings (@ 4000 Gal/Month) | Benefit 2 Yearly Fire Protection (Water Surcharge) Savings | Post-Annex Tax Bill Inc/(Dec) Net of Benefits |
|--|--------------------------|--------|-----------------|----|------------------------|--------------------------------------|-------------------|---------------------------------------|--------------------------|--------------------|---------------------|--|--|---|---|--|--|---|
| Davis, Kenneth L III & Imani L Largin  | 53-09-02-400-009.073-015 | 2309   | 1A              | N  | \$ 324,700             | \$ 145,895                           | \$ 178,805        | \$ 1.5790                             | \$ 2.3198                | \$ 2,723.08        | \$ 3,829.50         | \$ 410.31  | \$ -   | \$ 696.11                               | \$ 1,106.42                                 | \$ 69.36   | \$ 22.20   | \$ 1,014.86                                   |
| Goode, Jeffrey L   | 53-09-02-400-009.074-015 | 2309   | 1A              | N  | \$ 310,700             | \$ -                                 | \$ 310,700        | \$ 1.5790                             | \$ 2.3198                | \$ 4,905.96        | \$ 7,294.79         | \$ 781.58  | \$ -   | \$ 1,607.24                             | \$ 2,388.83                                 | \$ 69.36   | \$ 22.20   | \$ 2,297.27                                   |
| Kuhlman, James R & Thuong T Kuhlman-Vu   | 53-09-02-400-009.075-015 | 2309   | 1A              | N  | \$ 337,800             | \$ 150,480                           | \$ 187,320        | \$ 1.5790                             | \$ 2.3198                | \$ 2,852.74        | \$ 3,985.39         | \$ 427.00  | \$ -   | \$ 705.65                               | \$ 1,132.65                                 | \$ 69.36   | \$ 22.20   | \$ 1,041.09                                   |
| Key, Deandra L & Kinser, Jesse   | 53-09-02-400-009.076-015 | 2309   | 1A              | N  | \$ 303,000             | \$ 135,300                           | \$ 167,700        | \$ 1.5790                             | \$ 2.3198                | \$ 2,553.96        | \$ 3,574.47         | \$ 382.98  | \$ -   | \$ 637.54                               | \$ 1,020.51                                 | \$ 69.36   | \$ 22.20   | \$ 928.95                                     |
| Lawrie, Steven D & McEwen, Karen L   | 53-09-02-400-009.077-015 | 2309   | 1A              | N  | \$ 301,100             | \$ 137,635                           | \$ 163,465        | \$ 1.5790                             | \$ 2.3198                | \$ 2,489.44        | \$ 3,548.63         | \$ 380.21  | \$ -   | \$ 678.98                               | \$ 1,059.19                                 | \$ 69.36   | \$ 22.20   | \$ 967.63                                     |
| Ball, Dennis James & Nikki Jenise Sanchez-Figueroa, Noel & Norma Garrafa         | 53-09-02-400-009.078-015 | 2309   | 1A              | N  | \$ 357,500             | \$ 182,335                           | \$ 175,165        | \$ 1.5790                             | \$ 2.3198                | \$ 2,667.64        | \$ 4,192.93         | \$ 449.25  | \$ -   | \$ 1,076.04                             | \$ 1,525.29                                 | \$ 69.36   | \$ 22.20   | \$ 1,433.73                                   |
| Perez, Roberto   | 53-09-02-400-009.079-015 | 2309   | 1A              | N  | \$ 300,200             | \$ 162,280                           | \$ 137,920        | \$ 1.5790                             | \$ 2.3198                | \$ 2,100.42        | \$ 3,456.12         | \$ 370.29  | \$ -   | \$ 985.41                               | \$ 1,355.70                                 | \$ 69.36   | \$ 22.20   | \$ 1,264.14                                   |
| Lee, J Carlyle & Nina B Revocable Trust  | 53-09-02-400-009.138-015 | 2309   | 1A              | N  | \$ 346,900             | \$ 150,665                           | \$ 196,235        | \$ 1.5790                             | \$ 2.3198                | \$ 2,988.52        | \$ 4,096.93         | \$ 438.95  | \$ -   | \$ 669.45                               | \$ 1,108.41                                 | \$ 69.36   | \$ 22.20   | \$ 1,016.85                                   |
| Mann, Julia A  | 53-09-02-400-009.139-015 | 2309   | 1A              | N  | \$ 336,100             | \$ 149,885                           | \$ 186,215        | \$ 1.5790                             | \$ 2.3198                | \$ 2,835.92        | \$ 3,965.17         | \$ 424.84  | \$ -   | \$ 704.41                               | \$ 1,129.25                                 | \$ 69.36   | \$ 22.20   | \$ 1,037.69                                   |
| Downard, Jesse J & Dedra A Cole  | 53-09-02-400-009.140-015 | 2309   | 1A              | N  | \$ 346,600             | \$ 178,520                           | \$ 168,080        | \$ 1.5790                             | \$ 2.3198                | \$ 2,559.72        | \$ 4,063.21         | \$ 435.35  | \$ -   | \$ 1,068.14                             | \$ 1,503.49                                 | \$ 69.36   | \$ 22.20   | \$ 1,411.93                                   |
| Gerwig, Mark K   | 53-09-02-400-009.141-015 | 2309   | 1A              | N  | \$ 379,100             | \$ 161,935                           | \$ 217,165        | \$ 1.5790                             | \$ 2.3198                | \$ 3,307.28        | \$ 4,480.15         | \$ 480.02  | \$ -   | \$ 692.85                               | \$ 1,172.87                                 | \$ 69.36   | \$ 22.20   | \$ 1,081.31                                   |
| Davey, Erin L & James C Wojan  | 53-09-02-400-009.142-015 | 2309   | 1A              | N  | \$ 383,800             | \$ 166,580                           | \$ 217,220        | \$ 1.5790                             | \$ 2.3198                | \$ 3,308.10        | \$ 4,532.84         | \$ 485.65  | \$ -   | \$ 739.08                               | \$ 1,224.74                                 | \$ 69.36   | \$ 22.20   | \$ 1,133.18                                   |
| Schettler, Stephen J   | 53-09-02-400-009.143-015 | 2309   | 1A              | N  | \$ 325,900             | \$ 146,315                           | \$ 179,585        | \$ 1.5790                             | \$ 2.3198                | \$ 2,734.96        | \$ 3,843.77         | \$ 411.83  | \$ -   | \$ 696.98                               | \$ 1,108.81                                 | \$ 69.36   | \$ 22.20   | \$ 1,017.25                                   |
| Zerr, Robert M & Deborah L   | 53-09-02-400-009.144-015 | 2309   | 1A              | N  | \$ 373,600             | \$ 163,010                           | \$ 210,590        | \$ 1.5790                             | \$ 2.3198                | \$ 3,207.14        | \$ 4,411.46         | \$ 472.66  | \$ -   | \$ 731.66                               | \$ 1,204.32                                 | \$ 69.36   | \$ 22.20   | \$ 1,112.76                                   |
| Brucker, Gabriel B & Courtney Barnett, William D & Rebecca S                     | 53-09-02-400-009.145-015 | 2309   | 1A              | N  | \$ 371,500             | \$ 162,275                           | \$ 209,225        | \$ 1.5790                             | \$ 2.3198                | \$ 3,186.34        | \$ 4,386.46         | \$ 469.98  | \$ -   | \$ 730.14                               | \$ 1,200.12                                 | \$ 69.36   | \$ 22.20   | \$ 1,108.56                                   |
| Hussain, Tassawar  | 53-09-02-400-009.146-015 | 2309   | 1A              | N  | \$ 314,600             | \$ 139,360                           | \$ 175,240        | \$ 1.5790                             | \$ 2.3198                | \$ 2,668.78        | \$ 3,712.53         | \$ 397.77  | \$ -   | \$ 645.98                               | \$ 1,043.75                                 | \$ 69.36   | \$ 22.20   | \$ 952.19                                     |
| Doig, Michael & Wendy  | 53-09-02-400-009.147-015 | 2309   | 1A              | N  | \$ 385,800             | \$ 167,105                           | \$ 218,695        | \$ 1.5790                             | \$ 2.3198                | \$ 3,330.56        | \$ 4,551.23         | \$ 487.62  | \$ -   | \$ 733.04                               | \$ 1,220.67                                 | \$ 69.36   | \$ 22.20   | \$ 1,129.11                                   |
| Phelps, Michael W & Tina S   | 53-09-02-400-009.148-015 | 2309   | 1A              | N  | \$ 287,400             | \$ 132,840                           | \$ 154,560        | \$ 1.5790                             | \$ 2.3198                | \$ 2,353.84        | \$ 3,385.58         | \$ 362.74  | \$ -   | \$ 669.00                               | \$ 1,031.74                                 | \$ 69.36   | \$ 22.20   | \$ 940.18                                     |
| Hero, Ashley   | 53-09-01-202-005.149-015 |        | 1A              | N  | \$ 371,700             | \$ 149,160                           | \$ 222,540        | \$ 1.5790                             | \$ 2.3198                | \$ 3,405.44        | \$ 4,801.83         | \$ 514.48  | \$ -   | \$ 881.90                               | \$ 1,396.39                                 | \$ 69.36   | \$ 22.20   | \$ 1,304.83                                   |
| Reynolds, James H & Margaret R   | 53-09-01-202-005.150-015 |        | 1A              | N  | \$ 121,200             | \$ 71,495                            | \$ 49,705         | \$ 1.5790                             | \$ 2.3198                | \$ 757.26          | \$ 1,246.03         | \$ 133.51  | \$ -   | \$ 355.26                               | \$ 488.77                                   | \$ 69.36   | \$ 14.76   | \$ 404.65                                     |
| Jones, Charles Larry & Shirley E   | 53-09-01-302-010.000-015 |        | 1A              | N  | \$ 79,700              | \$ 74,145                            | \$ 5,555          | \$ 1.5790                             | \$ 2.3198                | \$ 44.34           | \$ 45.23            | \$ -   | \$ -   | \$ 0.89                                 | \$ 0.89                                     | \$ 69.36   | \$ 22.20   | \$ (90.67)                                    |
| Burks, John C & Janet L  | 53-09-01-211-038.000-015 |        | 1A              | N  | \$ 126,400             | \$ 73,175                            | \$ 53,225         | \$ 1.5790                             | \$ 2.3198                | \$ 811.08          | \$ 1,334.60         | \$ 142.99  | \$ -   | \$ 380.52                               | \$ 523.52                                   | \$ 69.36   | \$ 22.20   | \$ 431.96                                     |
| Lindsey, Mildred Maxine  | 53-09-01-211-032.000-015 |        | 1A              | N  | \$ 154,700             | \$ 97,185                            | \$ 57,515         | \$ 1.5790                             | \$ 2.3198                | \$ 460.02          | \$ 649.22           | \$ -   | \$ -   | \$ 9.20                                 | \$ 9.20                                     | \$ 69.36   | \$ 22.20   | \$ (82.36)                                    |
| Garrett, Joshua Kyle   | 53-09-01-210-011.000-015 |        | 1A              | N  | \$ 153,100             | \$ 96,835                            | \$ 56,265         | \$ 1.5790                             | \$ 2.3198                | \$ 434.20          | \$ 442.88           | \$ -   | \$ -   | \$ 8.68                                 | \$ 8.68                                     | \$ 69.36   | \$ 22.20   | \$ (82.88)                                    |
| Bridges, William R & Marilyn B   | 53-09-01-211-026.000-015 |        | 1A              | N  | \$ 160,300             | \$ 88,355                            | \$ 71,945         | \$ 1.5790                             | \$ 2.3198                | \$ 1,095.68        | \$ 1,802.86         | \$ 193.16  | \$ -   | \$ 514.03                               | \$ 707.18                                   | \$ 69.36   | \$ 14.76   | \$ 623.06                                     |
| Arthur, Jessica K  | 53-09-01-209-049.000-015 |        | 1A              | N  | \$ 163,000             | \$ 89,125                            | \$ 73,875         | \$ 1.5790                             | \$ 2.3198                | \$ 1,125.08        | \$ 1,851.24         | \$ 198.35  | \$ -   | \$ 527.81                               | \$ 726.16                                   | \$ 69.36   | \$ 14.76   | \$ 642.04                                     |
| Jordan, George B   | 53-09-01-211-008.000-015 |        | 1A              | N  | \$ 116,900             | \$ 73,165                            | \$ 43,735         | \$ 1.5790                             | \$ 2.3198                | \$ 666.06          | \$ 1,095.96         | \$ 117.42  | \$ -   | \$ 312.48                               | \$ 429.90                                   | \$ 69.36   | \$ 14.76   | \$ 345.78                                     |
| Carnegie, Scott A & Stephanie R  | 53-09-02-301-001.000-015 |        | 1A              | N  | \$ 173,200             | \$ 78,240                            | \$ 94,960         | \$ 1.5790                             | \$ 2.3198                | \$ 1,467.92        | \$ 2,415.40         | \$ 258.79  | \$ -   | \$ 688.69                               | \$ 947.48                                   | \$ 69.36   | \$ 22.20   | \$ 855.92                                     |
| McGlothlin, Kyle   | 53-09-02-301-002.000-015 |        | 1A              | N  | \$ 246,700             | \$ 105,365                           | \$ 141,335        | \$ 1.5790                             | \$ 2.3198                | \$ 2,171.94        | \$ 3,358.74         | \$ 359.86  | \$ -   | \$ 826.94                               | \$ 1,186.80                                 | \$ 69.36   | \$ 37.08   | \$ 1,080.36                                   |
| Fox, Jennifer J  | 53-09-02-202-013.000-015 |        | 1A              | N  | \$ 202,600             | \$ 103,160                           | \$ 99,440         | \$ 1.5790                             | \$ 2.3198                | \$ 1,514.40        | \$ 2,376.38         | \$ 254.62  | \$ -   | \$ 607.36                               | \$ 861.98                                   | \$ 69.36   | \$ 22.20   | \$ 770.42                                     |
| Martin, Shayna K   | 53-09-02-202-009.000-015 |        | 1A              | N  | \$ 174,300             | \$ 93,255                            | \$ 81,045         | \$ 1.5790                             | \$ 2.3198                | \$ 1,234.26        | \$ 2,030.90         | \$ 217.59  | \$ -   | \$ 579.06                               | \$ 796.64                                   | \$ 69.36   | \$ 22.20   | \$ 705.08                                     |
| Myers, Charles H II  | 53-09-02-202-014.000-015 |        | 1A              | N  | \$ 196,200             | \$ 100,920                           | \$ 95,280         | \$ 1.5790                             | \$ 2.3198                | \$ 1,451.04        | \$ 2,300.21         | \$ 246.46  | \$ -   | \$ 602.71                               | \$ 849.17                                   | \$ 69.36   | \$ 22.20   | \$ 757.61                                     |
| Rigsby, Arthur H Jr  | 53-09-02-202-021.000-015 |        | 1A              | N  | \$ 171,300             | \$ -                                 | \$ 171,300        | \$ 1.5790                             | \$ 2.3198                | \$ 2,704.84        | \$ 4,021.88         | \$ 430.92  | \$ -   | \$ 886.12                               | \$ 1,317.04                                 | \$ 69.36   | \$ 22.20   | \$ 1,225.48                                   |
| Stewart, Amy M   | 53-09-02-202-011.000-015 |        | 1A              | N  | \$ 164,800             | \$ 103,825                           | \$ 60,975         | \$ 1.5790                             | \$ 2.3198                | \$ 758.30          | \$ 773.47           | \$ -   | \$ -   | \$ 15.17                                | \$ 15.17                                    | \$ 69.36   | \$ 22.20   | \$ (76.39)                                    |
| Knights, Patricia  | 53-09-02-202-023.000-015 | 1721   | 1A              | N  | \$ 152,600             | \$ 85,660                            | \$ 66,940         | \$ 1.5790                             | \$ 2.3198                | \$ 1,019.44        | \$ 1,677.45         | \$ 179.73  | \$ -   | \$ 478.28                               | \$ 658.01                                   | \$ 69.36   | \$ 22.20   | \$ 566.45                                     |
| Roane, Scott A & Jenise A  | 53-09-02-202-028.000-015 |        | 1A              | N  | \$ 165,700             | \$ 87,245                            | \$ 78,455         | \$ 1.5790                             | \$ 2.3198                | \$ 1,194.80        | \$ 1,940.47         | \$ 207.92  | \$ -   | \$ 537.75                               | \$ 745.67                                   | \$ 69.36   | \$ 22.20   | \$ 654.11                                     |
| OConnor, Eleanor Caldwell  | 53-09-02-202-007.000-015 |        | 1A              | N  | \$ 187,800             | \$ 97,980                            | \$ 89,820         | \$ 1.5790                             | \$ 2.3198                | \$ 1,367.90        | \$ 2,200.23         | \$ 235.73  | \$ -   | \$ 596.60                               | \$ 832.33                                   | \$ 69.36   | \$ 22.20   | \$ 740.77                                     |
| Adams, Chase A   | 53-09-02-202-003.000-015 |        | 1A              | N  | \$ 160,900             | \$ 88,565                            | \$ 72,335         | \$ 1.5790                             | \$ 2.3198                | \$ 1,101.60        | \$ 1,812.64         | \$ 194.21  | \$ -   | \$ 516.83                               | \$ 711.04                                   | \$ 69.36   | \$ 22.20   | \$ 619.48                                     |
| State Of Indiana   | 53-09-02-202-006.000-015 |        | 1A              | N  | \$ 172,000             | \$ 92,135                            | \$ 79,865         | \$ 1.5790                             | \$ 2.3198                | \$ 1,216.28        | \$ 2,001.35         | \$ 214.43  | \$ -   | \$ 570.63                               | \$ 785.07                                   | \$ 69.36   | \$ 22.20   | \$ 693.51                                     |
| M & M Wiley Property LLC (1/4%) & Hays, Donald L & J Margie Revocable Living Tru | 53-09-02-202-015.000-015 |        | 1A              | N  | \$ -                   | \$ -                                 | \$ -              | \$ 1.5790                             | \$ 2.3198                | \$ -               | \$ -                | \$ -   | \$ -   | \$ -                                    | \$ -  | \$ -   | \$ -   | \$ -  |
| Candlewood Lane LLC  | 53-09-02-300-011.000-015 |        | 1A              | N  | \$ 112,800             | \$ -                                 | \$ 112,800        | \$ 1.5790                             | \$ 2.3198                | \$ 1,781.12        | \$ 2,930.73         | \$ 314.01  | \$ -   | \$ 835.60                               | \$ 1,149.61                                 | \$ -   | \$ -   | \$ 1,149.61                                   |
| Carnegie, Scott A & Stephanie R  | 53-09-02-300-094.000-015 |        | 1A              | Y  | \$ 9,200               | \$ -                                 | \$ 9,200          | \$ 1.5790                             | \$ 2.3198                | \$ 145.28          | \$ 145.28           | \$ 70.72   | \$ -   | \$ -                                    | \$ 70.72                                    | \$ -   | \$ -   | \$ 70.72                                      |
| Cochrane, Clyde S III & Shari L Foust  | 53-09-02-300-003.000-015 |        | 1A              | N  | \$ 78,200              | \$ -                                 | \$ 78,200         | \$ 1.5790                             | \$ 2.3198                | \$ 1,234.78        | \$ 2,031.77         | \$ 217.69  | \$ -   | \$ 579.30                               | \$ 796.99                                   | \$ -   | \$ -   | \$ 796.99                                     |
| Camden, Barbara J  | 53-09-02-300-044.000-015 |        | 1A              | N  | \$ 26,100              | \$ -                                 | \$ 26,100         | \$ 1.5790                             | \$ 2.3198                | \$ 412.12          | \$ 678.12           | \$ 72.66   | \$ -   | \$ 193.35                               | \$ 266.00                                   | \$ -   | \$ -   | \$ 266.00                                     |
| Candlewood Lane LLC  | 53-09-02-300-053.000-015 |        | 1A              | N  | \$ 225,800             | \$ 111,280                           | \$ 114,520        | \$ 1.5790                             | \$ 2.3198                | \$ 1,744.06        | \$ 2,652.47         | \$ 284.19  | \$ -   | \$ 624.22                               | \$ 908.41                                   | \$ 69.36   | \$ 37.08   | \$ 801.97                                     |
| Ball, Derrick J  | 53-09-02-300-054.000-015 |        | 1A              | N  | \$ 2,000               | \$ -                                 | \$ 2,000          | \$ 1.5790                             | \$ 2.3198                | \$ 31.58           | \$ 51.96            | \$ 5.57  | \$ -   | \$ 14.82                                | \$ 20.38                                    | \$ -   | \$ -   | \$ 20.38                                      |
| Sinders, Christopher A; Sindere, James E & Elizabeth                             | 53-04-36-302-007.000-011 |        | 1A              | N  | \$ 126,700             | \$ 75,755                            | \$ 50,945         | \$ 1.7781                             | \$ 2.4986                | \$ 871.60          | \$ 1,371.75         | \$ 146.96  | \$ -   | \$ 353.19                               | \$ 500.15                                   | \$ 69.36   | \$ 22.20   | \$ 408.59                                     |
| Sinders, Christopher A; Sindere, James E & Elizabeth                             | 53-04-36-302-017.000-011 |        | 1A              | N  | \$ 97,600              |                                      |                   |                                       |                          |                    |                     |  |  |   |   |  |  |   |



# City of Bloomington

## Area #1A: South-West Annexation Area - Tax Impacts Analysis

Note (1): This section shows the inc/(dec) in tax bills due to differences between township fire protection rates and the Monroe Fire Protection District fire rate

| Owner Name  | Parcel #                 | Waiver | Annexation Area | AG | 2020 Pay 2021 Gross AV | 2020 Pay 2021 Deductions /Exemptions | 2020 Pay 2021 NAV | Pre-Annex 2020 Pay 2021 Prop Tax Rate | Post-Annex Prop Tax Rate | Pre-Annex Tax Bill | Post-Annex Tax Bill | Net Tax Bill Increase Due Solely to AV Growth (12% - Aggregate over 4 years) | Net Tax Bill Increase Due to Difference Between Fire Rates (1) | Net Tax Bill Increase Due to Annexation | Total Post-Annexation Net Tax Bill Increase | Benefit 1 Yearly Sewer Bill Savings (@ 4000 Gal/Month) | Benefit 2 Yearly Fire Protection (Water Surcharge) Savings | Post-Annex Tax Bill Inc/(Dec) Net of Benefits |
|---|--------------------------|--------|-----------------|----|------------------------|--------------------------------------|-------------------|---------------------------------------|--------------------------|--------------------|---------------------|--|--|---|---|--|--|---|
| Board Of Commissioners Monroe County, The               | 53-04-36-302-016.000-011 |        | 1A              | N  | \$ -                   | \$ -                                 | \$ -              | \$ 1.7781                             | \$ 2.4986                | \$ -               | \$ -                | \$ -   | \$ -   | \$ -                                    | \$ -  | \$ -   | \$ -   | \$ -  |
| Herendeen, Logan  | 53-04-36-303-045.000-011 |        | 1A              | N  | \$ 149,000             | \$ 84,400                            | \$ 64,600         | \$ 1.7781                             | \$ 2.4986                | \$ 1,105.20        | \$ 1,668.80         | \$ 178.80  | \$ -   | \$ 384.80                               | \$ 563.60                                   | \$ 69.36   | \$ 22.20   | \$ 472.04                                     |
| Shiflet, Peggy S  | 53-04-36-302-022.000-011 |        | 1A              | N  | \$ 111,400             | \$ 68,240                            | \$ 43,160         | \$ 1.7781                             | \$ 2.4986                | \$ 738.40          | \$ 1,162.14         | \$ 124.51  | \$ -   | \$ 299.23                               | \$ 423.74                                   | \$ 69.36   | \$ 22.20   | \$ 332.18                                     |
| Cowden, Donald L Revocable Trust                        | 53-04-36-400-022.000-011 | 1218   | 1A              | N  | \$ 81,200              | \$ -                                 | \$ 81,200         | \$ 1.7781                             | \$ 2.4986                | \$ 1,443.82        | \$ 2,272.36         | \$ 243.47  | \$ -   | \$ 585.07                               | \$ 828.54                                   | \$ -   | \$ -   | \$ 828.54                                     |
| JSD Enterprises LLC                                     | 53-00-71-194-000.000-011 | 1218   | 1A              | N  | \$ 821,700             | \$ -                                 | \$ 821,700        | \$ 1.7781                             | \$ 2.4986                | \$ 14,610.64       | \$ 22,995.02        | \$ 2,463.75  | \$ -   | \$ 5,920.63                             | \$ 8,384.38                                 | \$ 69.36   | \$ 22.20   | \$ 8,292.82                                   |
| Cowden, Donald L Revocable Trust                        | 53-04-36-400-022.002-011 | 1218   | 1A              | N  | \$ 22,200              | \$ -                                 | \$ 22,200         | \$ 1.7781                             | \$ 2.4986                | \$ 394.74          | \$ 621.26           | \$ 66.56   | \$ -   | \$ 159.96                               | \$ 226.52                                   | \$ -   | \$ -   | \$ 226.52                                     |
| Smock, Mary A   | 53-04-36-303-052.000-011 |        | 1A              | N  | \$ 121,100             | \$ 70,235                            | \$ 50,865         | \$ 1.7781                             | \$ 2.4986                | \$ 872.92          | \$ 1,373.85         | \$ 147.20  | \$ -   | \$ 353.73                               | \$ 500.93                                   | \$ 69.36   | \$ 22.20   | \$ 409.37                                     |
| Weidner, Tamela S; & Walker, Pamela J & Walker, Terry L | 53-04-36-302-019.000-011 | 2458   | 1A              | N  | \$ 107,300             | \$ 69,805                            | \$ 37,495         | \$ 1.7781                             | \$ 2.4986                | \$ 641.48          | \$ 1,009.60         | \$ 108.16  | \$ -   | \$ 259.96                               | \$ 368.12                                   | \$ 69.36   | \$ 22.20   | \$ 276.56                                     |
| Wright, Chesley C. & Martha                             | 53-04-36-303-062.000-011 |        | 1A              | N  | \$ 122,700             | \$ 85,040                            | \$ 37,660         | \$ 1.7781                             | \$ 2.4986                | \$ 372.16          | \$ 379.60           | \$ -   | \$ -   | \$ 7.44                                 | \$ 7.44                                     | \$ 69.36   | \$ 22.20   | \$ (84.12)                                    |
| Riess, Kylie N  | 53-04-36-303-091.000-011 |        | 1A              | N  | \$ 148,300             | \$ 84,155                            | \$ 64,145         | \$ 1.7781                             | \$ 2.4986                | \$ 1,097.44        | \$ 1,660.95         | \$ 177.95  | \$ -   | \$ 385.56                               | \$ 563.51                                   | \$ 69.36   | \$ 22.20   | \$ 471.95                                     |
| Riggs, Burton E. & Barbara A.                           | 53-04-36-303-014.000-011 |        | 1A              | N  | \$ 118,200             | \$ 84,515                            | \$ 33,685         | \$ 1.7781                             | \$ 2.4986                | \$ 243.00          | \$ 247.86           | \$ -   | \$ -   | \$ 4.86                                 | \$ 4.86                                     | \$ 69.36   | \$ 22.20   | \$ (86.70)                                    |
| Strawn, Benjamin F                                      | 53-04-36-303-026.000-011 |        | 1A              | N  | \$ 108,900             | \$ 70,365                            | \$ 38,535         | \$ 1.7781                             | \$ 2.4986                | \$ 659.28          | \$ 1,037.61         | \$ 111.17  | \$ -   | \$ 267.16                               | \$ 378.33                                   | \$ 69.36   | \$ 22.20   | \$ 286.77                                     |
| Sexton, Richard L & Beth Ann                            | 53-04-36-303-061.000-011 |        | 1A              | N  | \$ 129,800             | \$ 74,505                            | \$ 55,295         | \$ 1.7781                             | \$ 2.4986                | \$ 946.36          | \$ 1,462.14         | \$ 156.65  | \$ -   | \$ 359.13                               | \$ 515.78                                   | \$ 69.36   | \$ 22.20   | \$ 424.22                                     |
| Dye, Edward R & Dye, Thomas J                           | 53-09-12-201-045.000-015 |        | 1A              | N  | \$ 130,800             | \$ -                                 | \$ 130,800        | \$ 1.5790                             | \$ 2.3198                | \$ 2,065.32        | \$ 3,071.00         | \$ 329.04  | \$ -   | \$ 676.64                               | \$ 1,005.68                                 | \$ 69.36   | \$ 22.20   | \$ 914.12                                     |
| Kemp, Dustin & Conrad, Sara                             | 53-09-01-213-033.000-015 |        | 1A              | N  | \$ 146,800             | \$ 83,630                            | \$ 63,170         | \$ 1.5790                             | \$ 2.3198                | \$ 962.04          | \$ 1,582.97         | \$ 169.60  | \$ -   | \$ 451.33                               | \$ 620.93                                   | \$ 69.36   | \$ 22.20   | \$ 529.37                                     |
| Public Investment Corporation                           | 53-09-12-400-028.000-015 | 1389   | 1A              | N  | \$ 23,000              | \$ -                                 | \$ 23,000         | \$ 1.5790                             | \$ 2.3198                | \$ 363.16          | \$ 597.58           | \$ 64.03   | \$ -   | \$ 170.39                               | \$ 234.42                                   | \$ -   | \$ -   | \$ 234.42                                     |
| Shaffer, Shane D & Alyssa E                             | 53-09-01-302-002.000-015 |        | 1A              | N  | \$ 133,600             | \$ 3,000                             | \$ 130,600        | \$ 1.5790                             | \$ 2.3198                | \$ 2,062.16        | \$ 3,122.30         | \$ 334.53  | \$ -   | \$ 725.61                               | \$ 1,060.14                                 | \$ 69.36   | \$ 22.20   | \$ 968.58                                     |
| Schooley, Scott B & April S                             | 53-09-01-213-018.000-015 |        | 1A              | N  | \$ 118,800             | \$ 73,830                            | \$ 44,970         | \$ 1.5790                             | \$ 2.3198                | \$ 684.86          | \$ 1,126.89         | \$ 120.73  | \$ -   | \$ 321.30                               | \$ 442.03                                   | \$ 69.36   | \$ 14.76   | \$ 357.91                                     |
| Peach, Nathan D & Randi R                               | 53-09-01-211-035.000-015 |        | 1A              | N  | \$ 173,300             | \$ 91,645                            | \$ 81,655         | \$ 1.5790                             | \$ 2.3198                | \$ 1,243.88        | \$ 2,003.66         | \$ 214.69  | \$ -   | \$ 545.09                               | \$ 759.78                                   | \$ 69.36   | \$ 14.76   | \$ 675.66                                     |
| Public Investment Corp.                                 | 53-09-12-400-056.000-015 |        | 1A              | N  | \$ 39,600              | \$ -                                 | \$ 39,600         | \$ 1.5790                             | \$ 2.3198                | \$ 625.28          | \$ 1,028.87         | \$ 110.24  | \$ -   | \$ 293.36                               | \$ 403.59                                   | \$ -   | \$ -   | \$ 403.59                                     |
| Lashbrooks, Laura Kay                                   | 53-09-01-213-040.000-015 |        | 1A              | N  | \$ 129,600             | \$ 76,735                            | \$ 52,865         | \$ 1.5790                             | \$ 2.3198                | \$ 805.10          | \$ 1,324.75         | \$ 141.94  | \$ -   | \$ 377.71                               | \$ 519.65                                   | \$ 69.36   | \$ 14.76   | \$ 435.53                                     |
| Foret Claire Properties LLC                             | 53-09-12-100-018.000-015 | 1151   | 1A              | N  | \$ 335,800             | \$ -                                 | \$ 335,800        | \$ 1.5790                             | \$ 2.3198                | \$ 5,302.28        | \$ 8,724.64         | \$ 934.78  | \$ -   | \$ 2,487.58                             | \$ 3,422.36                                 | \$ 69.36   | \$ 14.76   | \$ 3,338.24                                   |
| Thomas, Harold J. & Joyce A.                            | 53-09-01-212-002.000-015 |        | 1A              | N  | \$ 130,600             | \$ 91,960                            | \$ 38,640         | \$ 1.5790                             | \$ 2.3198                | \$ 277.80          | \$ 283.36           | \$ -   | \$ -   | \$ 5.56                                 | \$ 5.56                                     | \$ 69.36   | \$ 14.76   | \$ (78.56)                                    |
| Grimes, Jennifer N                                      | 53-09-02-400-009.060-015 | 2309   | 1A              | N  | \$ 304,600             | \$ 135,860                           | \$ 168,740        | \$ 1.5790                             | \$ 2.3198                | \$ 2,569.78        | \$ 3,593.52         | \$ 385.02  | \$ -   | \$ 638.72                               | \$ 1,023.74                                 | \$ 69.36   | \$ 22.20   | \$ 932.18                                     |
| Knickerbocker, Sterling & Kathy L                       | 53-09-02-400-009.061-015 | 2309   | 1A              | N  | \$ 321,100             | \$ 144,635                           | \$ 176,465        | \$ 1.5790                             | \$ 2.3198                | \$ 2,687.44        | \$ 3,786.65         | \$ 405.72  | \$ -   | \$ 693.50                               | \$ 1,099.21                                 | \$ -   | \$ -   | \$ 1,099.21                                   |
| Caballero Pizano, Miguel A & Caballero, Diana Aleman De | 53-09-02-400-009.062-015 | 2309   | 1A              | N  | \$ 290,100             | \$ 133,785                           | \$ 156,315        | \$ 1.5790                             | \$ 2.3198                | \$ 2,380.56        | \$ 3,417.72         | \$ 366.19  | \$ -   | \$ 670.97                               | \$ 1,037.16                                 | \$ 69.36   | \$ 22.20   | \$ 945.60                                     |
| Alford, Laura A   | 53-09-02-100-004.063-015 | 2309   | 1A              | N  | \$ 330,800             | \$ 148,300                           | \$ 182,500        | \$ 1.5790                             | \$ 2.3198                | \$ 2,783.46        | \$ 3,902.08         | \$ 418.07  | \$ -   | \$ 700.55                               | \$ 1,118.62                                 | \$ 69.36   | \$ 22.20   | \$ 1,027.06                                   |
| Collins, David Christopher & Angela Sue                 | 53-09-02-100-004.064-015 | 2309   | 1A              | N  | \$ 368,300             | \$ 161,155                           | \$ 207,145        | \$ 1.5790                             | \$ 2.3198                | \$ 3,154.68        | \$ 4,348.37         | \$ 465.89  | \$ -   | \$ 727.80                               | \$ 1,193.69                                 | \$ 69.36   | \$ 22.20   | \$ 1,102.13                                   |
| Silwal, Narayan   | 53-09-02-100-004.065-015 | 2309   | 1A              | N  | \$ 292,400             | \$ 134,590                           | \$ 157,810        | \$ 1.5790                             | \$ 2.3198                | \$ 2,403.32        | \$ 3,445.08         | \$ 369.11  | \$ -   | \$ 672.65                               | \$ 1,041.76                                 | \$ 69.36   | \$ 22.20   | \$ 950.20                                     |
| Kiser, Thomas A & Janet S                               | 53-09-02-400-009.066-015 | 2309   | 1A              | N  | \$ 259,500             | \$ 120,075                           | \$ 139,425        | \$ 1.5790                             | \$ 2.3198                | \$ 2,123.34        | \$ 3,056.78         | \$ 327.51  | \$ -   | \$ 605.93                               | \$ 933.44                                   | \$ 69.36   | \$ 22.20   | \$ 841.88                                     |
| Vandeventer, Martie L                                   | 53-09-01-302-019.000-015 |        | 1A              | N  | \$ 128,700             | \$ 77,295                            | \$ 51,405         | \$ 1.5790                             | \$ 2.3198                | \$ 782.86          | \$ 1,288.17         | \$ 138.03  | \$ -   | \$ 367.29                               | \$ 505.31                                   | \$ 69.36   | \$ 14.76   | \$ 421.19                                     |
| Bargo, Carolyn S  | 53-09-12-201-017.000-015 |        | 1A              | N  | \$ 138,600             | \$ 94,760                            | \$ 43,840         | \$ 1.5790                             | \$ 2.3198                | \$ 573.44          | \$ 584.91           | \$ -   | \$ -   | \$ 11.47                                | \$ 11.47                                    | \$ 69.36   | \$ 14.76   | \$ (72.65)                                    |
| Steury, Nickiah   | 53-09-01-209-021.000-015 |        | 1A              | N  | \$ 162,100             | \$ 88,985                            | \$ 73,115         | \$ 1.5790                             | \$ 2.3198                | \$ 1,113.48        | \$ 1,832.19         | \$ 196.31  | \$ -   | \$ 522.40                               | \$ 718.71                                   | \$ 69.36   | \$ 22.20   | \$ 627.15                                     |
| Walker, Nicholas A & Bethany B                          | 53-09-02-400-009.081-015 | 2309   | 1A              | N  | \$ 291,700             | \$ 3,000                             | \$ 288,700        | \$ 1.5790                             | \$ 2.3198                | \$ 4,558.56        | \$ 6,845.46         | \$ 733.44  | \$ -   | \$ 1,553.46                             | \$ 2,286.90                                 | \$ 69.36   | \$ 22.20   | \$ 2,195.34                                   |
| Dills, Adam C & Katlyne C                               | 53-09-02-400-009.082-015 | 2309   | 1A              | N  | \$ 412,900             | \$ 176,765                           | \$ 236,135        | \$ 1.5790                             | \$ 2.3198                | \$ 3,596.16        | \$ 4,879.16         | \$ 522.76  | \$ -   | \$ 760.24                               | \$ 1,283.00                                 | \$ 69.36   | \$ 22.20   | \$ 1,191.44                                   |
| Brown, Andrew W & Bohan, Thomas W                       | 53-09-02-400-009.083-015 | 2309   | 1A              | N  | \$ 358,300             | \$ 157,655                           | \$ 200,645        | \$ 1.5790                             | \$ 2.3198                | \$ 3,055.68        | \$ 4,229.36         | \$ 453.14  | \$ -   | \$ 720.54                               | \$ 1,173.68                                 | \$ 69.36   | \$ 22.20   | \$ 1,082.12                                   |
| Stonechase Homeowners Association, Inc                  | 53-09-02-100-004.091-015 | 2309   | 1A              | N  | \$ -                   | \$ -                                 | \$ -              | \$ 1.5790                             | \$ 2.3198                | \$ -               | \$ -                | \$ -   | \$ -   | \$ -                                    | \$ -  | \$ -   | \$ -   | \$ -  |
| Stonechase Homeowners Association, Inc                  | 53-09-02-100-004.092-015 | 2309   | 1A              | N  | \$ -                   | \$ -                                 | \$ -              | \$ 1.5790                             | \$ 2.3198                | \$ -               | \$ -                | \$ -   | \$ -   | \$ -                                    | \$ -  | \$ -   | \$ -   | \$ -  |
| Stonechase Homeowners Association, Inc                  | 53-09-02-100-004.093-015 | 2309   | 1A              | N  | \$ -                   | \$ -                                 | \$ -              | \$ 1.5790                             | \$ 2.3198                | \$ -               | \$ -                | \$ -   | \$ -   | \$ -                                    | \$ -  | \$ -   | \$ -   | \$ -  |
| Stonechase Homeowners Association, Inc                  | 53-09-02-100-004.094-015 | 2309   | 1A              | N  | \$ -                   | \$ -                                 | \$ -              | \$ 1.5790                             | \$ 2.3198                | \$ -               | \$ -                | \$ -   | \$ -   | \$ -                                    | \$ -  | \$ -   | \$ -   | \$ -  |
| Stonechase Homeowners Association, Inc                  | 53-09-02-100-004.095-015 | 2309   | 1A              | N  | \$ -                   | \$ -                                 | \$ -              | \$ 1.5790                             | \$ 2.3198                | \$ -               | \$ -                | \$ -   | \$ -   | \$ -                                    | \$ -  | \$ -   | \$ -   | \$ -  |
| Stonechase Homeowners Association, Inc                  | 53-09-02-100-004.096-015 | 2309   | 1A              | N  | \$ -                   | \$ -                                 | \$ -              | \$ 1.5790                             | \$ 2.3198                | \$ -               | \$ -                | \$ -   | \$ -   | \$ -                                    | \$ -  | \$ -   | \$ -   | \$ -  |
| Stonechase Homeowners Association, Inc                  | 53-09-02-100-004.097-015 | 2309   | 1A              | N  | \$ -                   | \$ -                                 | \$ -              | \$ 1.5790                             | \$ 2.3198                | \$ -               | \$ -                | \$ -   | \$ -   | \$ -                                    | \$ -  | \$ -   | \$ -   | \$ -  |
| Stonechase Homeowners Association, Inc                  | 53-09-02-100-004.098-015 | 2309   | 1A              | N  | \$ -                   | \$ -                                 | \$ -              | \$ 1.5790                             | \$ 2.3198                | \$ -               | \$ -                | \$ -   | \$ -   | \$ -                                    | \$ -  | \$ -   | \$ -   | \$ -  |

# City of Bloomington

## Area #1A: South-West Annexation Area - Tax Impacts Analysis

Note (1): This section shows the inc/(dec) in tax bills due to differences between township fire protection rates and the Monroe Fire Protection District fire rate

| Owner Name  | Parcel #                 | Waiver | Annexation Area | AG | 2020 Pay 2021 Gross AV | 2020 Pay 2021 Deductions /Exemptions | 2020 Pay 2021 NAV | Pre-Annex 2020 Pay 2021 Prop Tax Rate | Post-Annex Prop Tax Rate | Pre-Annex Tax Bill | Post-Annex Tax Bill | Net Tax Bill Increase Due Solely to AV Growth (12% - Aggregate over 4 years) | Net Tax Bill Increase Due to Difference Between Fire Rates (1) | Net Tax Bill Increase Due to Annexation | Total Post-Annexation Net Tax Bill Increase | Benefit 1 Yearly Sewer Bill Savings (@ 4000 Gal/Month) | Benefit 2 Yearly Fire Protection (Water Surcharge) Savings | Post-Annex Tax Bill Inc/(Dec) Net of Benefits |
|---|--------------------------|--------|-----------------|----|------------------------|--------------------------------------|-------------------|---------------------------------------|--------------------------|--------------------|---------------------|--|--|---|---|--|--|---|
| Stonechase Homeowners Association, Inc  | 53-09-02-100-004.099-015 | 2309   | 1A              | N  | \$ -                   | \$ -                                 | \$ -              | \$ 1.5790                             | \$ 2.3198                | \$ -               | \$ -                | \$ -   | \$ -   | \$ -                                    | \$ -  | \$ -   | \$ -   | \$ -  |
| Morrow, John R & Christine A Morrow   | 53-09-02-400-009.150-015 | 2309   | 1A              | N  | \$ 308,900             | \$ 140,365                           | \$ 168,535        | \$ 1.5790                             | \$ 2.3198                | \$ 2,566.68        | \$ 3,641.45         | \$ 390.15  | \$ -   | \$ 684.62                               | \$ 1,074.77                                 | \$ 69.36   | \$ 22.20   | \$ 983.21                                     |
| Gupta, Abhishek & Amrutha Asthana   | 53-09-02-400-009.151-015 | 2309   | 1A              | N  | \$ 341,600             | \$ 3,000                             | \$ 338,600        | \$ 1.5790                             | \$ 2.3198                | \$ 5,346.48        | \$ 8,017.04         | \$ 858.97  | \$ -   | \$ 1,811.59                             | \$ 2,670.56                                 | \$ 69.36   | \$ 22.20   | \$ 2,579.00                                   |
| Bauer, Craig & Leigh Ann  | 53-09-02-400-009.152-015 | 2309   | 1A              | N  | \$ 319,000             | \$ 143,900                           | \$ 175,100        | \$ 1.5790                             | \$ 2.3198                | \$ 2,666.64        | \$ 3,761.66         | \$ 403.03  | \$ -   | \$ 691.98                               | \$ 1,095.02                                 | \$ 69.36   | \$ 22.20   | \$ 1,003.46                                   |
| Ames, Philip R & Romanyshak, Lesya  | 53-09-02-400-009.153-015 | 2309   | 1A              | N  | \$ 336,100             | \$ 149,885                           | \$ 186,215        | \$ 1.5790                             | \$ 2.3198                | \$ 2,835.92        | \$ 3,965.17         | \$ 424.84  | \$ -   | \$ 704.41                               | \$ 1,129.25                                 | \$ 69.36   | \$ 22.20   | \$ 1,037.69                                   |
| Degener, Kyle G & Courtney M  | 53-09-02-400-009.154-015 | 2309   | 1A              | N  | \$ 393,700             | \$ 170,045                           | \$ 223,655        | \$ 1.5790                             | \$ 2.3198                | \$ 3,406.10        | \$ 4,650.67         | \$ 498.29  | \$ -   | \$ 746.28                               | \$ 1,244.57                                 | \$ 69.36   | \$ 22.20   | \$ 1,153.01                                   |
| Fassino, John & Karen   | 53-09-02-400-009.155-015 | 2309   | 1A              | N  | \$ 341,500             | \$ 151,775                           | \$ 189,725        | \$ 1.5790                             | \$ 2.3198                | \$ 2,889.38        | \$ 4,029.43         | \$ 431.72  | \$ -   | \$ 708.33                               | \$ 1,140.05                                 | \$ 69.36   | \$ 22.20   | \$ 1,048.49                                   |
| Pirani, Badruddin & Ashley  | 53-09-02-400-009.156-015 | 2309   | 1A              | N  | \$ 340,600             | \$ 151,460                           | \$ 189,140        | \$ 1.5790                             | \$ 2.3198                | \$ 2,880.46        | \$ 4,018.72         | \$ 430.58  | \$ -   | \$ 707.68                               | \$ 1,138.26                                 | \$ 69.36   | \$ 22.20   | \$ 1,046.70                                   |
| Coons, Daniel & Lisa  | 53-09-02-400-009.157-015 | 2309   | 1A              | N  | \$ 444,200             | \$ 187,720                           | \$ 256,480        | \$ 1.5790                             | \$ 2.3198                | \$ 3,906.00        | \$ 5,251.68         | \$ 562.69  | \$ -   | \$ 782.99                               | \$ 1,345.68                                 | \$ 69.36   | \$ 22.20   | \$ 1,254.12                                   |
| Qiao, Yi  | 53-09-02-400-009.158-015 | 2309   | 1A              | N  | \$ 369,600             | \$ 161,610                           | \$ 207,990        | \$ 1.5790                             | \$ 2.3198                | \$ 3,167.52        | \$ 4,363.85         | \$ 467.56  | \$ -   | \$ 728.77                               | \$ 1,196.33                                 | \$ 69.36   | \$ 22.20   | \$ 1,104.77                                   |
| Taylor, Rodney J & Rebekah R  | 53-09-02-400-009.159-015 | 2309   | 1A              | N  | \$ 431,900             | \$ 183,415                           | \$ 248,485        | \$ 1.5790                             | \$ 2.3198                | \$ 3,784.24        | \$ 5,105.28         | \$ 546.99  | \$ -   | \$ 774.05                               | \$ 1,321.04                                 | \$ 69.36   | \$ 22.20   | \$ 1,229.48                                   |
| Wible, Ronald L & Sandra J  | 53-09-02-400-009.160-015 | 2309   | 1A              | N  | \$ 369,800             | \$ 186,640                           | \$ 183,160        | \$ 1.5790                             | \$ 2.3198                | \$ 2,789.40        | \$ 4,339.30         | \$ 464.92  | \$ -   | \$ 1,084.98                             | \$ 1,549.90                                 | \$ 69.36   | \$ 22.20   | \$ 1,458.34                                   |
| Ahmed, Mahbub; Laurel, Arjumand   | 53-09-02-400-009.161-015 | 2309   | 1A              | N  | \$ 384,000             | \$ 166,650                           | \$ 217,350        | \$ 1.5790                             | \$ 2.3198                | \$ 3,310.08        | \$ 4,535.23         | \$ 485.92  | \$ -   | \$ 739.23                               | \$ 1,225.15                                 | \$ 69.36   | \$ 22.20   | \$ 1,133.59                                   |
| McDaniel, Alvin & Peggy   | 53-09-02-101-004.000-015 |        | 1A              | N  | \$ 138,400             | \$ 119,475                           | \$ 18,925         | \$ 1.5790                             | \$ 2.3198                | \$ 201.00          | \$ 474.25           | \$ 50.81   | \$ -   | \$ 222.43                               | \$ 273.25                                   | \$ 69.36   | \$ 22.20   | \$ 181.69                                     |
| John E Byers LLC  | 53-09-01-213-032.000-015 |        | 1A              | N  | \$ 133,200             | \$ -                                 | \$ 133,200        | \$ 1.5790                             | \$ 2.3198                | \$ 2,103.24        | \$ 3,127.34         | \$ 335.07  | \$ -   | \$ 689.03                               | \$ 1,024.10                                 | \$ 69.36   | \$ 22.20   | \$ 932.54                                     |
| Thompson, Raymond H. Jr. & Nancy Lee  | 53-09-02-400-009.162-015 | 2309   | 1A              | N  | \$ 253,900             | \$ 121,115                           | \$ 132,785        | \$ 1.5790                             | \$ 2.3198                | \$ 2,022.22        | \$ 2,986.89         | \$ 320.02  | \$ -   | \$ 644.65                               | \$ 964.67                                   | \$ 69.36   | \$ 22.20   | \$ 873.11                                     |
| Ragonese, Thomas M & Sarah M  | 53-09-02-400-009.163-015 | 2309   | 1A              | N  | \$ 380,300             | \$ 165,355                           | \$ 214,945        | \$ 1.5790                             | \$ 2.3198                | \$ 3,273.44        | \$ 4,491.18         | \$ 481.19  | \$ -   | \$ 736.55                               | \$ 1,217.74                                 | \$ 69.36   | \$ 22.20   | \$ 1,126.18                                   |
| Long, Thomas P & Karen A  | 53-09-02-400-009.164-015 | 2309   | 1A              | N  | \$ 273,700             | \$ 128,045                           | \$ 145,655        | \$ 1.5790                             | \$ 2.3198                | \$ 2,218.22        | \$ 3,222.55         | \$ 345.28  | \$ -   | \$ 659.05                               | \$ 1,004.33                                 | \$ 69.36   | \$ 22.20   | \$ 912.77                                     |
| Dalkilic, Mehmet M  | 53-09-02-400-009.165-015 | 2309   | 1A              | N  | \$ 345,800             | \$ 153,280                           | \$ 192,520        | \$ 1.5790                             | \$ 2.3198                | \$ 2,931.94        | \$ 4,080.60         | \$ 437.20  | \$ -   | \$ 711.46                               | \$ 1,148.66                                 | \$ 69.36   | \$ 22.20   | \$ 1,057.10                                   |
| Hutchinson, Christopher L & Krista N  | 53-09-02-400-009.166-015 | 2309   | 1A              | N  | \$ 273,700             | \$ 128,045                           | \$ 145,655        | \$ 1.5790                             | \$ 2.3198                | \$ 2,218.22        | \$ 3,222.55         | \$ 345.28  | \$ -   | \$ 659.05                               | \$ 1,004.33                                 | \$ 69.36   | \$ 22.20   | \$ 912.77                                     |
| Rayzor, Natalia & Jeffrey S   | 53-09-02-400-009.167-015 | 2309   | 1A              | N  | \$ 318,600             | \$ 143,760                           | \$ 174,840        | \$ 1.5790                             | \$ 2.3198                | \$ 2,662.68        | \$ 3,756.90         | \$ 402.53  | \$ -   | \$ 691.69                               | \$ 1,094.22                                 | \$ 69.36   | \$ 22.20   | \$ 1,002.66                                   |
| Jarman, James K   | 53-09-02-400-009.168-015 | 2309   | 1A              | N  | \$ 340,400             | \$ 151,390                           | \$ 189,010        | \$ 1.5790                             | \$ 2.3198                | \$ 2,878.48        | \$ 4,016.33         | \$ 430.32  | \$ -   | \$ 707.54                               | \$ 1,137.85                                 | \$ 69.36   | \$ 22.20   | \$ 1,046.29                                   |
| Perry, Fred W & Angela L  | 53-09-02-400-009.169-015 | 2309   | 1A              | N  | \$ 326,900             | \$ 146,665                           | \$ 180,235        | \$ 1.5790                             | \$ 2.3198                | \$ 2,744.84        | \$ 3,855.67         | \$ 413.10  | \$ -   | \$ 697.73                               | \$ 1,110.83                                 | \$ 69.36   | \$ 22.20   | \$ 1,019.27                                   |
| Moss, Kellie J  | 53-09-02-400-009.170-015 | 2309   | 1A              | N  | \$ 366,100             | \$ 160,385                           | \$ 205,715        | \$ 1.5790                             | \$ 2.3198                | \$ 3,132.88        | \$ 4,322.20         | \$ 463.10  | \$ -   | \$ 726.22                               | \$ 1,189.32                                 | \$ 69.36   | \$ 22.20   | \$ 1,097.76                                   |
| O'Brien, Dennis   | 53-09-01-300-005.000-015 |        | 1A              | N  | \$ 110,500             | \$ 67,925                            | \$ 42,575         | \$ 1.5790                             | \$ 2.3198                | \$ 648.40          | \$ 1,066.89         | \$ 114.31  | \$ -   | \$ 304.18                               | \$ 418.49                                   | \$ -   | \$ -   | \$ 418.49                                     |
| McGlothlin, Johnny D; McGlothlin, Jerry D Sr; w/l/e McGlothlin, Betty Louise                                    | 53-09-01-209-069.000-015 |        | 1A              | N  | \$ 144,600             | \$ 79,685                            | \$ 64,915         | \$ 1.5790                             | \$ 2.3198                | \$ 988.88          | \$ 1,627.17         | \$ 174.34  | \$ -   | \$ 463.95                               | \$ 638.29                                   | \$ 69.36   | \$ 22.20   | \$ 546.73                                     |
| Wagoner, Betty L  | 53-09-01-211-004.000-015 |        | 1A              | N  | \$ 136,800             | \$ 119,090                           | \$ 17,710         | \$ 1.5790                             | \$ 2.3198                | \$ 269.72          | \$ 443.79           | \$ 47.55   | \$ -   | \$ 126.53                               | \$ 174.07                                   | \$ 69.36   | \$ 14.76   | \$ 89.95                                      |
| Lawmaster, Kathy C  | 53-09-01-213-009.000-015 |        | 1A              | N  | \$ 165,200             | \$ 87,070                            | \$ 78,130         | \$ 1.5790                             | \$ 2.3198                | \$ 1,189.86        | \$ 1,934.52         | \$ 207.28  | \$ -   | \$ 537.38                               | \$ 744.66                                   | \$ 69.36   | \$ 14.76   | \$ 660.54                                     |
| Ziaee, Yadi   | 53-09-02-100-008.000-015 |        | 1A              | N  | \$ 84,100              | \$ 49,654                            | \$ 34,446         | \$ 1.5790                             | \$ 2.3198                | \$ 534.12          | \$ 878.88           | \$ 94.18   | \$ -   | \$ 250.59                               | \$ 344.76                                   | \$ 69.36   | \$ 22.20   | \$ 253.20                                     |
| Kniola, Juliette  | 53-09-01-211-024.000-015 |        | 1A              | N  | \$ 188,300             | \$ 98,155                            | \$ 90,145         | \$ 1.5790                             | \$ 2.3198                | \$ 1,372.84        | \$ 2,206.18         | \$ 236.37  | \$ -   | \$ 596.97                               | \$ 833.34                                   | \$ 69.36   | \$ 22.20   | \$ 741.78                                     |
| Daniel, Charlotte Curry & The Charlotte Curry Daniel Brashaber Revocable Living LSF9 MASTER PARTICIPATION TRUST | 53-09-01-209-018.000-015 |        | 1A              | N  | \$ 121,900             | \$ -                                 | \$ 121,900        | \$ 1.5790                             | \$ 2.3198                | \$ 1,924.80        | \$ 2,862.04         | \$ 306.65  | \$ -   | \$ 630.59                               | \$ 937.24                                   | \$ 69.36   | \$ 22.20   | \$ 845.68                                     |
| Dougan, Susan J   | 53-09-01-302-009.000-015 |        | 1A              | N  | \$ 98,900              | \$ -                                 | \$ 98,900         | \$ 1.5790                             | \$ 2.3198                | \$ 1,561.64        | \$ 2,322.03         | \$ 248.79  | \$ -   | \$ 511.60                               | \$ 760.39                                   | \$ -   | \$ -   | \$ 760.39                                     |
| Mosier, Bonnie R  | 53-09-01-209-062.000-015 |        | 1A              | N  | \$ 157,100             | \$ 87,235                            | \$ 69,865         | \$ 1.5790                             | \$ 2.3198                | \$ 1,064.00        | \$ 1,750.74         | \$ 187.58  | \$ -   | \$ 499.16                               | \$ 686.74                                   | \$ 69.36   | \$ 22.20   | \$ 595.18                                     |
| Allen, Marlys E & Michael D   | 53-09-01-209-016.000-015 |        | 1A              | N  | \$ 141,900             | \$ 81,915                            | \$ 59,985         | \$ 1.5790                             | \$ 2.3198                | \$ 390.60          | \$ 1,503.15         | \$ 161.05  | \$ -   | \$ 951.50                               | \$ 1,112.55                                 | \$ 69.36   | \$ 14.76   | \$ 1,028.43                                   |
| Town Of Ellettsville Board Of Trustees  | 53-04-36-100-031.000-011 |        | 1A              | N  | \$ -                   | \$ -                                 | \$ -              | \$ 1.7781                             | \$ 2.4986                | \$ -               | \$ -                | \$ -   | \$ -   | \$ -                                    | \$ -  | \$ 69.36   | \$ 478.32  | \$ (547.68)                                   |
| Monroe County Commissioners   | 53-04-25-300-012.000-011 |        | 1A              | N  | \$ -                   | \$ -                                 | \$ -              | \$ 1.7781                             | \$ 2.4986                | \$ -               | \$ -                | \$ -   | \$ -   | \$ -                                    | \$ -  | \$ -   | \$ -   | \$ -  |
| EN Investments LLC  | 53-04-36-100-040.000-011 |        | 1A              | N  | \$ 1,205,600           | \$ -                                 | \$ 1,205,600      | \$ 1.7781                             | \$ 2.4986                | \$ 21,436.76       | \$ 27,005.44        | \$ 2,893.44  | \$ -   | \$ 2,675.24                             | \$ 5,568.68                                 | \$ -   | \$ -   | \$ 5,568.68                                   |
| Board Of Commissioners Of Monroe Co   | 53-04-36-100-028.000-011 |        | 1A              | N  | \$ -                   | \$ -                                 | \$ -              | \$ 1.7781                             | \$ 2.4986                | \$ -               | \$ -                | \$ -   | \$ -   | \$ -                                    | \$ -  | \$ -   | \$ -   | \$ -  |
| Pridemore, Diana  | 53-04-36-301-014.000-011 |        | 1A              | N  | \$ 104,200             | \$ 68,720                            | \$ 35,480         | \$ 1.7781                             | \$ 2.4986                | \$ 607.00          | \$ 955.35           | \$ 102.37  | \$ -   | \$ 245.99                               | \$ 348.35                                   | \$ 69.36   | \$ 22.20   | \$ 256.79                                     |
| Johnson, William L & Marilyn  | 53-04-36-303-068.000-011 | 2457   | 1A              | N  | \$ 135,600             | \$ 79,710                            | \$ 55,890         | \$ 1.7781                             | \$ 2.4986                | \$ 956.20          | \$ 1,504.92         | \$ 161.25  | \$ -   | \$ 387.48                               | \$ 548.72                                   | \$ 69.36   | \$ 22.20   | \$ 457.16                                     |
| Hoesman, Debra R  | 53-04-36-303-084.000-011 |        | 1A              | N  | \$ 140,500             | \$ 81,425                            | \$ 59,075         | \$ 1.7781                             | \$ 2.4986                | \$ 584.26          | \$ 1,573.60         | \$ 168.60  | \$ -   | \$ 820.74                               | \$ 989.34                                   | \$ 69.36   | \$ 22.20   | \$ 897.78                                     |
| Orman, James B & Kara L   | 53-04-36-303-019.000-011 |        | 1A              | N  | \$ 162,700             | \$ 89,020                            | \$ 73,680         | \$ 1.7781                             | \$ 2.4986                | \$ 1,260.56        | \$ 1,816.65         | \$ 194.65  | \$ -   | \$ 361.44                               | \$ 556.09                                   | \$ 69.36   | \$ 22.20   | \$ 464.53                                     |
| Huntoon, Harry E & Marilyn L  | 53-04-36-303-108.000-011 |        | 1A              | N  | \$ 136,300             | \$ 76,500                            | \$ 59,800         | \$ 1.7781                             | \$ 2.4986                | \$ 1,023.96        | \$ 1,548.38         | \$ 165.90  | \$ -   | \$ 358.52                               | \$ 524.42                                   | \$ 69.36   | \$ 22.20   | \$ 432.86                                     |
| State Of Indiana  | 53-04-35-400-003.000-011 |        | 1A              | N  | \$ -                   | \$ -                                 | \$ -              | \$ 1.7781                             | \$ 2.4986                | \$ -               | \$ -                | \$ -   | \$ -   | \$ -                                    | \$ -  | \$ -   | \$ -   | \$ -  |
| Foster, Chris   | 53-04-36-200-001.000-011 |        | 1A              | N  | \$ 32,000              | \$ -                                 | \$ 32,000         | \$ 1.7781                             | \$ 2.4986                | \$ 569.00          | \$ 717.92           | \$ 76.92   | \$ -   | \$ 72.00                                | \$ 148.92                                   | \$ 69.36   | \$ 22.20   | \$ 57.36                                      |
| Dalton, Jessica L   | 53-04-36-100-020.000-011 | 1156   | 1A              | N  | \$ 145,000             | \$ 83,000                            | \$ 62,000         | \$ 1.7781                             | \$ 2.4986                | \$ 1,060.72        | \$ 1,624.00         | \$ 174.00  | \$ -   | \$ 389.28                               | \$ 563.28                                   | \$ 69.36   | \$ 22.20   | \$ 471.72                                     |





# City of Bloomington

## Area #1A: South-West Annexation Area - Tax Impacts Analysis

Note (1): This section shows the inc/(dec) in tax bills due to differences between township fire protection rates and the Monroe Fire Protection District fire rate

| Owner Name  | Parcel #                 | Waiver | Annexation Area | AG | 2020 Pay 2021 Gross AV | 2020 Pay 2021 Deductions /Exemptions | 2020 Pay 2021 NAV | Pre-Annex 2020 Pay 2021 Prop Tax Rate | Post-Annex Prop Tax Rate | Pre-Annex Tax Bill | Post-Annex Tax Bill | Net Tax Bill Increase Due Solely to AV Growth (12% - Aggregate over 4 years) | Net Tax Bill Increase Due to Difference Between Fire Rates (1) | Net Tax Bill Increase Due to Annexation | Total Post-Annexation Net Tax Bill Increase | Benefit 1 Yearly Sewer Bill Savings (@ 4000 Gal/Month) | Benefit 2 Yearly Fire Protection (Water Surcharge) Savings | Post-Annex Tax Bill Inc/(Dec) Net of Benefits |
|---|--------------------------|--------|-----------------|----|------------------------|--------------------------------------|-------------------|---------------------------------------|--------------------------|--------------------|---------------------|--|--|---|---|--|--|---|
| Stonechase Homeowners Association, Inc                      | 53-09-02-400-009.999-015 | 2309   | 1A              | N  | \$ -                   | \$ -                                 | \$ -              | \$ 1.5790                             | \$ 2.3198                | \$ -               | \$ -                | \$ -   | \$ -   | \$ -                                    | \$ -  | \$ -   | \$ -   | \$ -  |
| Stonechase Homeowners Association, Inc                      | 53-09-02-400-009.000-015 | 2309   | 1A              | N  | \$ -                   | \$ -                                 | \$ -              | \$ 1.5790                             | \$ 2.3198                | \$ -               | \$ -                | \$ -   | \$ -   | \$ -                                    | \$ -  | \$ -   | \$ -   | \$ -  |
| Shertzter, Kenneth L  | 53-09-01-210-008.000-015 |        | 1A              | N  | \$ 120,100             | \$ 71,285                            | \$ 48,815         | \$ 1.5790                             | \$ 2.3198                | \$ 743.42          | \$ 1,223.26         | \$ 131.07  | \$ -   | \$ 348.77                               | \$ 479.84                                   | \$ 69.36   | \$ 14.76   | \$ 395.72                                     |
| Fox, Fraya J  | 53-09-12-201-042.000-015 |        | 1A              | N  | \$ 164,600             | \$ 89,825                            | \$ 74,775         | \$ 1.5790                             | \$ 2.3198                | \$ 1,138.76        | \$ 1,873.78         | \$ 200.76  | \$ -   | \$ 534.26                               | \$ 735.02                                   | \$ 69.36   | \$ 14.76   | \$ 650.90                                     |
| Winks, Gregory J Sr & Vickie L Winks Revocable Living Trust | 53-09-01-212-003.000-015 |        | 1A              | N  | \$ 162,200             | \$ 103,020                           | \$ 59,180         | \$ 1.5790                             | \$ 2.3198                | \$ 901.28          | \$ 919.31           | \$ -   | \$ -   | \$ 18.03                                | \$ 18.03                                    | \$ 69.36   | \$ 14.76   | \$ (66.09)                                    |
| Whaley, Teri S  | 53-09-02-101-012.000-015 |        | 1A              | N  | \$ 227,300             | \$ 106,390                           | \$ 120,910        | \$ 1.5790                             | \$ 2.3198                | \$ 1,845.24        | \$ 2,770.72         | \$ 296.86  | \$ -   | \$ 628.62                               | \$ 925.48                                   | \$ 69.36   | \$ 22.20   | \$ 833.92                                     |
| Nguyen, Thanh V & Ha N                                      | 53-09-02-100-003.100-015 | 2309   | 1A              | N  | \$ 260,800             | \$ 120,530                           | \$ 140,270        | \$ 1.5790                             | \$ 2.3198                | \$ 2,136.20        | \$ 3,072.24         | \$ 329.16  | \$ -   | \$ 606.88                               | \$ 936.04                                   | \$ 69.36   | \$ 22.20   | \$ 844.48                                     |
| Stinson, Jon P & Ashley S                                   | 53-09-02-100-003.101-015 | 2309   | 1A              | N  | \$ 307,900             | \$ 140,015                           | \$ 167,885        | \$ 1.5790                             | \$ 2.3198                | \$ 2,556.76        | \$ 3,629.55         | \$ 388.88  | \$ -   | \$ 683.91                               | \$ 1,072.79                                 | \$ 69.36   | \$ 22.20   | \$ 981.23                                     |
| Sejmanovic, Enver & Gleda                                   | 53-09-02-100-003.102-015 | 2309   | 1A              | N  | \$ 295,200             | \$ 132,570                           | \$ 162,630        | \$ 1.5790                             | \$ 2.3198                | \$ 2,476.74        | \$ 3,481.65         | \$ 373.04  | \$ -   | \$ 631.87                               | \$ 1,004.91                                 | \$ 69.36   | \$ 22.20   | \$ 913.35                                     |
| Fulk, William D & Sarah L Revocable Living Trust            | 53-09-02-100-003.103-015 | 2309   | 1A              | N  | \$ 329,400             | \$ 144,540                           | \$ 184,860        | \$ 1.5790                             | \$ 2.3198                | \$ 2,815.28        | \$ 3,888.66         | \$ 416.64  | \$ -   | \$ 656.74                               | \$ 1,073.38                                 | \$ 69.36   | \$ 22.20   | \$ 981.82                                     |
| Romoser, Amy  | 53-09-02-100-003.104-015 | 2309   | 1A              | N  | \$ 380,300             | \$ 158,250                           | \$ 222,050        | \$ 1.5790                             | \$ 2.3198                | \$ 3,391.36        | \$ 4,702.32         | \$ 503.82  | \$ -   | \$ 807.14                               | \$ 1,310.96                                 | \$ 69.36   | \$ 22.20   | \$ 1,219.40                                   |
| Amerigas, Propane LP  | 53-09-12-100-014.000-015 |        | 1A              | N  | \$ 150,100             | \$ -                                 | \$ 150,100        | \$ 1.5790                             | \$ 2.3198                | \$ 2,370.08        | \$ 3,899.85         | \$ 417.84  | \$ -   | \$ 1,111.93                             | \$ 1,529.77                                 | \$ 69.36   | \$ 22.20   | \$ 1,438.21                                   |
| Jackson, Ross A & Arlena F                                  | 53-09-01-209-030.000-015 |        | 1A              | N  | \$ 162,800             | \$ 86,230                            | \$ 76,570         | \$ 1.5790                             | \$ 2.3198                | \$ 1,166.12        | \$ 1,905.94         | \$ 204.20  | \$ -   | \$ 535.62                               | \$ 739.82                                   | \$ 69.36   | \$ 14.76   | \$ 655.70                                     |
| Public Investment Corporation                               | 53-09-12-200-019.000-015 |        | 1A              | N  | \$ 28,000              | \$ -                                 | \$ 28,000         | \$ 1.5790                             | \$ 2.3198                | \$ 442.12          | \$ 727.49           | \$ 77.94   | \$ -   | \$ 207.42                               | \$ 285.37                                   | \$ -   | \$ -   | \$ 285.37                                     |
| Board Of Commissioners Monroe County, The                   | 53-09-12-200-020.000-015 |        | 1A              | N  | \$ -                   | \$ -                                 | \$ -              | \$ 1.5790                             | \$ 2.3198                | \$ -               | \$ -                | \$ -   | \$ -   | \$ -                                    | \$ -  | \$ -   | \$ -   | \$ -  |
| Newforth, Craig & Marcia                                    | 53-09-12-200-015.000-015 |        | 1A              | N  | \$ 102,900             | \$ -                                 | \$ 102,900        | \$ 1.5790                             | \$ 2.3198                | \$ 1,624.80        | \$ 2,459.75         | \$ 263.54  | \$ -   | \$ 571.40                               | \$ 834.95                                   | \$ 69.36   | \$ 22.20   | \$ 743.39                                     |
| McGee, Louis M Jr Revocable Trust                           | 53-09-01-209-076.000-015 |        | 1A              | N  | \$ 210,900             | \$ 106,065                           | \$ 104,835        | \$ 1.5790                             | \$ 2.3198                | \$ 1,596.56        | \$ 2,475.15         | \$ 265.19  | \$ -   | \$ 613.40                               | \$ 878.59                                   | \$ 69.36   | \$ 14.76   | \$ 794.47                                     |
| Crow, Marie Yvonne  | 53-09-12-201-025.000-015 |        | 1A              | N  | \$ 145,500             | \$ 83,175                            | \$ 62,325         | \$ 1.5790                             | \$ 2.3198                | \$ 949.16          | \$ 1,561.80         | \$ 167.34  | \$ -   | \$ 445.30                               | \$ 612.64                                   | \$ 69.36   | \$ 14.76   | \$ 528.52                                     |
| Lopez, Linda  | 53-09-01-211-019.000-015 |        | 1A              | N  | \$ 119,500             | \$ 74,075                            | \$ 45,425         | \$ 1.5790                             | \$ 2.3198                | \$ 691.80          | \$ 1,138.31         | \$ 121.96  | \$ -   | \$ 324.55                               | \$ 446.51                                   | \$ 69.36   | \$ 14.76   | \$ 362.39                                     |
| Public Investment Corporation                               | 53-09-12-200-027.000-015 |        | 1A              | N  | \$ 27,500              | \$ -                                 | \$ 27,500         | \$ 1.5790                             | \$ 2.3198                | \$ 434.22          | \$ 714.50           | \$ 76.55   | \$ -   | \$ 203.72                               | \$ 280.28                                   | \$ -   | \$ -   | \$ 280.28                                     |
| Thompson, David A   | 53-09-12-200-026.000-015 | 2138   | 1A              | N  | \$ 63,200              | \$ -                                 | \$ 63,200         | \$ 1.5790                             | \$ 2.3198                | \$ 997.92          | \$ 1,490.35         | \$ 159.68  | \$ -   | \$ 332.75                               | \$ 492.43                                   | \$ 69.36   | \$ 37.08   | \$ 385.99                                     |
| Cullison, Jacqueline L                                      | 53-09-01-202-011.000-015 |        | 1A              | N  | \$ 115,300             | \$ 72,605                            | \$ 42,695         | \$ 1.5790                             | \$ 2.3198                | \$ 650.20          | \$ 1,069.88         | \$ 114.62  | \$ -   | \$ 305.06                               | \$ 419.68                                   | \$ 69.36   | \$ 14.76   | \$ 335.56                                     |
| Ridge, Scott D & Loretta S                                  | 53-09-02-101-013.000-015 |        | 1A              | N  | \$ 198,400             | \$ 101,690                           | \$ 96,710         | \$ 1.5790                             | \$ 2.3198                | \$ 1,472.82        | \$ 2,326.38         | \$ 249.25  | \$ -   | \$ 604.31                               | \$ 853.56                                   | \$ 69.36   | \$ 22.20   | \$ 762.00                                     |
| Walker, Joyce Ann   | 53-09-01-211-006.000-015 |        | 1A              | N  | \$ 180,900             | \$ 60,925                            | \$ 119,975        | \$ 1.5790                             | \$ 2.3198                | \$ 1,877.84        | \$ 2,863.59         | \$ 306.81  | \$ -   | \$ 678.93                               | \$ 985.75                                   | \$ -   | \$ -   | \$ 985.75                                     |
| McGarvey, Michelle  | 53-09-02-200-004.000-015 |        | 1A              | N  | \$ 176,600             | \$ 103,540                           | \$ 73,060         | \$ 1.5790                             | \$ 2.3198                | \$ 1,112.64        | \$ 1,830.80         | \$ 196.15  | \$ -   | \$ 522.01                               | \$ 718.16                                   | \$ 69.36   | \$ 22.20   | \$ 626.60                                     |
| Cassani, Reinaldo & Tabitha Truax                           | 53-09-01-202-026.000-015 |        | 1A              | N  | \$ 112,000             | \$ 71,450                            | \$ 40,550         | \$ 1.5790                             | \$ 2.3198                | \$ 617.54          | \$ 1,016.14         | \$ 108.87  | \$ -   | \$ 289.73                               | \$ 398.60                                   | \$ 69.36   | \$ 14.76   | \$ 314.48                                     |
| Commons, @ Curry Homeowners                                 | 53-09-01-304-020.000-015 |        | 1A              | N  | \$ -                   | \$ -                                 | \$ -              | \$ 1.5790                             | \$ 2.3198                | \$ -               | \$ -                | \$ -   | \$ -   | \$ -                                    | \$ -  | \$ -   | \$ -   | \$ -  |
| King, David F & Turpin , Kathy Jo                           | 53-09-02-100-024.000-015 |        | 1A              | N  | \$ 131,300             | \$ 73,560                            | \$ 57,740         | \$ 1.5790                             | \$ 2.3198                | \$ 881.96          | \$ 1,451.25         | \$ 155.49  | \$ -   | \$ 413.79                               | \$ 569.29                                   | \$ 69.36   | \$ 22.20   | \$ 477.73                                     |
| Gray, David M. & Virginia L.                                | 53-09-01-302-018.000-015 |        | 1A              | N  | \$ 94,600              | \$ 65,360                            | \$ 29,240         | \$ 1.5790                             | \$ 2.3198                | \$ 445.30          | \$ 732.72           | \$ 78.51   | \$ -   | \$ 208.91                               | \$ 287.42                                   | \$ 69.36   | \$ 14.76   | \$ 203.30                                     |
| Miller, Richard A & Sandra J                                | 53-09-01-211-016.000-015 |        | 1A              | N  | \$ 168,700             | \$ 88,295                            | \$ 80,405         | \$ 1.5790                             | \$ 2.3198                | \$ 1,224.52        | \$ 1,976.17         | \$ 211.74  | \$ -   | \$ 539.91                               | \$ 751.65                                   | \$ 69.36   | \$ 14.76   | \$ 667.53                                     |
| Vanarsdale, Bryan C & Allison                               | 53-09-01-211-042.000-015 | 1792   | 1A              | N  | \$ 140,000             | \$ 81,250                            | \$ 58,750         | \$ 1.5790                             | \$ 2.3198                | \$ 894.72          | \$ 1,472.22         | \$ 157.74  | \$ -   | \$ 419.76                               | \$ 577.50                                   | \$ 69.36   | \$ 14.76   | \$ 493.38                                     |
| Robinson, Patricia Sue                                      | 53-09-01-209-025.000-015 |        | 1A              | N  | \$ 139,800             | \$ 81,180                            | \$ 58,620         | \$ 1.5790                             | \$ 2.3198                | \$ 892.74          | \$ 1,468.95         | \$ 157.38  | \$ -   | \$ 418.83                               | \$ 576.21                                   | \$ 69.36   | \$ 14.76   | \$ 492.09                                     |
| Smith, Robert B   | 53-09-11-100-001.000-015 |        | 1A              | N  | \$ 74,800              | \$ -                                 | \$ 74,800         | \$ 1.5790                             | \$ 2.3198                | \$ 1,181.08        | \$ 1,756.20         | \$ 188.16  | \$ -   | \$ 386.95                               | \$ 575.12                                   | \$ 69.36   | \$ 14.76   | \$ 491.00                                     |
| Hieftje, Jacob S  | 53-09-01-211-022.000-015 |        | 1A              | N  | \$ 159,800             | \$ 88,180                            | \$ 71,620         | \$ 1.5790                             | \$ 2.3198                | \$ 1,090.72        | \$ 1,794.72         | \$ 192.28  | \$ -   | \$ 511.71                               | \$ 704.00                                   | \$ 69.36   | \$ 14.76   | \$ 619.88                                     |
| Grossnickle, Pamela Lynn                                    | 53-09-01-209-005.000-015 |        | 1A              | N  | \$ 139,300             | \$ 81,005                            | \$ 58,295         | \$ 1.5790                             | \$ 2.3198                | \$ 887.80          | \$ 1,460.80         | \$ 156.51  | \$ -   | \$ 416.50                               | \$ 573.00                                   | \$ 69.36   | \$ 14.76   | \$ 488.88                                     |
| McConnell, Joyce A  | 53-09-01-202-026.000-015 |        | 1A              | N  | \$ 154,100             | \$ 100,185                           | \$ 53,915         | \$ 1.5790                             | \$ 2.3198                | \$ 382.32          | \$ 389.97           | \$ -   | \$ -   | \$ 7.65                                 | \$ 7.65                                     | \$ 69.36   | \$ 14.76   | \$ (76.47)                                    |
| Halliday, Anthony R   | 53-09-12-201-029.000-015 |        | 1A              | N  | \$ 132,700             | \$ 130,135                           | \$ 2,565          | \$ 1.5790                             | \$ 2.3198                | \$ 39.06           | \$ 64.28            | \$ 6.89  | \$ -   | \$ 18.33                                | \$ 25.22                                    | \$ 69.36   | \$ 22.20   | \$ (66.34)                                    |
| City Of Bloomington   | 53-04-36-202-003.000-011 |        | 1A              | N  | \$ -                   | \$ -                                 | \$ -              | \$ 1.7781                             | \$ 2.4986                | \$ -               | \$ -                | \$ -   | \$ -   | \$ -                                    | \$ -  | \$ -   | \$ -   | \$ -  |
| Floyd, Steve L & Janet L                                    | 53-04-36-303-082.000-011 |        | 1A              | N  | \$ 119,100             | \$ -                                 | \$ 119,100        | \$ 1.7781                             | \$ 2.4986                | \$ 2,117.72        | \$ 2,667.84         | \$ 285.84  | \$ -   | \$ 264.28                               | \$ 550.12                                   | \$ 69.36   | \$ 22.20   | \$ 458.56                                     |
| Oshkosh LLC   | 53-04-36-203-001.000-011 |        | 1A              | N  | \$ 11,500              | \$ -                                 | \$ 11,500         | \$ 1.7781                             | \$ 2.4986                | \$ 204.48          | \$ 321.82           | \$ 34.48   | \$ -   | \$ 82.86                                | \$ 117.34                                   | \$ -   | \$ -   | \$ 117.34                                     |
| Oshkosh LLC   | 53-04-36-204-002.000-011 |        | 1A              | N  | \$ 64,000              | \$ -                                 | \$ 64,000         | \$ 1.7781                             | \$ 2.4986                | \$ 1,137.98        | \$ 1,791.02         | \$ 191.90  | \$ -   | \$ 461.15                               | \$ 653.04                                   | \$ -   | \$ -   | \$ 653.04                                     |
| Mackinac LLC  | 53-04-36-204-001.000-011 |        | 1A              | N  | \$ 3,285,700           | \$ -                                 | \$ 3,285,700      | \$ 1.7781                             | \$ 2.4986                | \$ 58,423.04       | \$ 91,949.31        | \$ 9,851.71  | \$ -   | \$ 23,674.56                            | \$ 33,526.27                                | \$ -   | \$ -   | \$ 33,526.27                                  |
| Dillman, Mary Lynn  | 53-04-36-303-067.000-011 |        | 1A              | N  | \$ 126,100             | \$ 76,385                            | \$ 49,715         | \$ 1.7781                             | \$ 2.4986                | \$ 850.56          | \$ 1,338.65         | \$ 143.43  | \$ -   | \$ 344.66                               | \$ 488.09                                   | \$ 69.36   | \$ 22.20   | \$ 396.53                                     |
| Moore, Ryan David   | 53-04-36-301-017.000-011 |        | 1A              | N  | \$ 151,200             | \$ 99,170                            | \$ 52,030         | \$ 1.7781                             | \$ 2.4986                | \$ 890.16          | \$ 907.96           | \$ -   | \$ -   | \$ 17.80                                | \$ 17.80                                    | \$ 69.36   | \$ 22.20   | \$ (73.76)                                    |
| Garden Hill Mobile Home Park LLC                            | 53-04-36-100-039.000-011 |        | 1A              | N  | \$ 2,240,600           | \$ -                                 | \$ 2,240,600      | \$ 1.7781                             | \$ 2.4986                | \$ 39,840.12       | \$ 50,189.44        | \$ 5,377.44  | \$ -   | \$ 4,971.88                             | \$ 10,349.32                                | \$ 69.36   | \$ 478.32  | \$ 9,801.64                                   |
| Board Of Commissioners Of                                   | 53-04-36-100-010.000-011 |        | 1A              | N  | \$ -                   | \$ -                                 | \$ -              | \$ 1.7781                             | \$ 2.4986                | \$ -               | \$ -                | \$ -   | \$ -   | \$ -                                    | \$ -  | \$ -   | \$ -   | \$ -  |
| Allgood, Thomas J Jr  | 53-04-36-302-001.000-011 |        | 1A              | N  | \$ 107,200             | \$ 66,770                            | \$ 40,430         | \$ 1.7781                             | \$ 2.4986                | \$ 691.70          | \$ 1,088.64         | \$ 116.65  | \$ -   | \$ 280.29                               | \$ 396.94                                   | \$ 69.36   | \$ 22.20   | \$ 305.38                                     |
| Loose, Daryl D & Sherri G                                   | 53-04-36-303-033.000-011 |        | 1A              | N  | \$ 128,800             | \$ 74,330                            | \$ 54,470         | \$ 1.7781                             | \$ 2.4986                | \$ 931.90          | \$ 1,442.55         | \$ 154.55  | \$ -   | \$ 356.10                               | \$ 510.65                                   | \$ 69.36   | \$ 22.20   | \$ 419.09                                     |
| Stoneridge Baptist Church Inc                               | 53-04-36-400-023.000-011 |        | 1A              | N  | \$ 498,100             | \$ 498,100                           | \$ -              | \$ 1.7781                             | \$ 2.4986                | \$ -               | \$ -                | \$ -   | \$ -   | \$ -                                    | \$ -  | \$ 69.36   | \$ 37.08   | \$ (106.44)                                   |
| MacKay, Dr Allan A  | 53-04-36-400-012.000-011 |        | 1A              | N  | \$ 638,100             | \$ -                                 | \$ 638,100        | \$ 1.7781                             | \$ 2.4986                | \$ 11,346.06       | \$ 17,857.03        | \$ 1,913.25  | \$ -   | \$ 4,597.72                             |   |  |  |   |

# City of Bloomington

## Area #1A: South-West Annexation Area - Tax Impacts Analysis

Note (1): This section shows the inc/(dec) in tax bills due to differences between township fire protection rates and the Monroe Fire Protection District fire rate

| Owner Name   | Parcel #                 | Waiver | Annexation Area | AG | 2020 Pay 2021 Gross AV | 2020 Pay 2021 Deductions /Exemptions | 2020 Pay 2021 NAV | Pre-Annex 2020 Pay 2021 Prop Tax Rate | Post-Annex Prop Tax Rate | Pre-Annex Tax Bill | Post-Annex Tax Bill | Net Tax Bill Increase Due Solely to AV Growth (12% - Aggregate over 4 years) | Net Tax Bill Increase Due to Difference Between Fire Rates (1) | Net Tax Bill Increase Due to Annexation | Total Post-Annexation Net Tax Bill Increase | Benefit 1 Yearly Sewer Bill Savings (@ 4000 Gal/Month) | Benefit 2 Yearly Fire Protection (Water Surcharge) Savings | Post-Annex Tax Bill Inc/(Dec) Net of Benefits |
|--|--------------------------|--------|-----------------|----|------------------------|--------------------------------------|-------------------|---------------------------------------|--------------------------|--------------------|---------------------|--|--|---|---|--|--|---|
| Board Of Commissioners Monroe County, The  | 53-04-36-400-011.000-011 |        | 1A              | N  | \$ -                   | \$ -                                 | \$ -              | \$ 1.7781                             | \$ 2.4986                | \$ -               | \$ -                | \$ -   | \$ -   | \$ -                                    | \$ -  | \$ -   | \$ -   | \$ -  |
| Moore, David A; Bultman, Marilyn J; & Moore, Eric J; W/L/E Moore, Mary E         | 53-04-36-302-008.000-011 |        | 1A              | N  | \$ 86,700              | \$ 73,595                            | \$ 13,105         | \$ 1.7781                             | \$ 2.4986                | \$ 118.52          | \$ 120.89           | \$ -   | \$ -   | \$ 2.37                                 | \$ 2.37                                     | \$ 69.36   | \$ 22.20   | \$ (89.19)                                    |
| Massey, Christopher  | 53-04-36-303-047.000-011 |        | 1A              | N  | \$ 91,700              | \$ -                                 | \$ 91,700         | \$ 1.7781                             | \$ 2.4986                | \$ 1,630.52        | \$ 2,054.08         | \$ 220.08  | \$ -   | \$ 203.48                               | \$ 423.56                                   | \$ -   | \$ -   | \$ 423.56                                     |
| Monroe County Board of Commissioners   | 53-04-25-400-022.000-011 | 2293   | 1A              | N  | \$ -                   | \$ -                                 | \$ -              | \$ 1.7781                             | \$ 2.4986                | \$ -               | \$ -                | \$ -   | \$ -   | \$ -                                    | \$ -  | \$ 69.36   | \$ 74.16   | \$ (143.52)                                   |
| Acacia Investments LLC & Texin LLC   | 53-04-25-400-020.000-011 |        | 1A              | N  | \$ 183,300             | \$ -                                 | \$ 183,300        | \$ 1.7781                             | \$ 2.4986                | \$ 3,259.26        | \$ 5,129.59         | \$ 549.60  | \$ -   | \$ 1,320.73                             | \$ 1,870.33                                 | \$ -   | \$ -   | \$ 1,870.33                                   |
| Highland Village Church Of Christ, Trustees Of                                   | 53-04-36-300-001.001-011 |        | 1A              | N  | \$ 295,500             | \$ 295,500                           | \$ -              | \$ 1.7781                             | \$ 2.4986                | \$ -               | \$ -                | \$ -   | \$ -   | \$ -                                    | \$ -  | \$ 69.36   | \$ 22.20   | \$ (91.56)                                    |
| Board Of Commissioners Of  | 53-09-01-100-041.000-015 |        | 1A              | N  | \$ -                   | \$ -                                 | \$ -              | \$ 1.5790                             | \$ 2.3198                | \$ -               | \$ -                | \$ -   | \$ -   | \$ -                                    | \$ -  | \$ -   | \$ -   | \$ -  |
| Baxter Pharmaceutical Solu- Tions LLC Atn Knudsen Tx Dept                        | 53-09-01-100-040.000-015 |        | 1A              | N  | \$ 18,835,800          | \$ -                                 | \$ 18,835,800     | \$ 1.5790                             | \$ 2.3198                | \$ 297,417.28      | \$ 489,385.18       | \$ 52,434.13   | \$ -   | \$ 139,533.77                           | \$ 191,967.90                               | \$ -   | \$ -   | \$ 191,967.90                                 |
| Brinegar, Maurice  | 53-09-01-209-046.000-015 | 1771   | 1A              | N  | \$ 137,000             | \$ 94,200                            | \$ 42,800         | \$ 1.5790                             | \$ 2.3198                | \$ 446.40          | \$ 455.33           | \$ -   | \$ -   | \$ 8.93                                 | \$ 8.93                                     | \$ 69.36   | \$ 14.76   | \$ (75.19)                                    |
| Small Town Properties LLC  | 53-09-01-213-036.000-015 |        | 1A              | N  | \$ 121,500             | \$ -                                 | \$ 121,500        | \$ 1.5790                             | \$ 2.3198                | \$ 1,918.48        | \$ 2,852.65         | \$ 305.64  | \$ -   | \$ 628.52                               | \$ 934.17                                   | \$ 69.36   | \$ 14.76   | \$ 850.05                                     |
| James, Nusawan   | 53-09-01-202-030.000-015 |        | 1A              | N  | \$ 144,100             | \$ 3,000                             | \$ 141,100        | \$ 1.5790                             | \$ 2.3198                | \$ 2,227.96        | \$ 3,368.82         | \$ 360.95  | \$ -   | \$ 779.92                               | \$ 1,140.86                                 | \$ 69.36   | \$ 22.20   | \$ 1,049.30                                   |
| Myers, Dale  | 53-09-11-100-004.000-015 |        | 1A              | N  | \$ 95,100              | \$ 29,600                            | \$ 65,500         | \$ 1.5790                             | \$ 2.3198                | \$ 1,028.42        | \$ 1,692.21         | \$ 181.31  | \$ -   | \$ 482.48                               | \$ 663.79                                   | \$ -   | \$ -   | \$ 663.79                                     |
| Monroe Co Community School Corp  | 53-09-11-103-011.000-015 | 1437   | 1A              | N  | \$ -                   | \$ -                                 | \$ -              | \$ 1.5790                             | \$ 2.3198                | \$ -               | \$ -                | \$ -   | \$ -   | \$ -                                    | \$ -  | \$ 69.36   | \$ 118.68  | \$ (188.04)                                   |
| Calhoun, Erin  | 53-09-11-102-026.000-015 | 2189   | 1A              | N  | \$ 213,700             | \$ 107,045                           | \$ 106,655        | \$ 1.5790                             | \$ 2.3198                | \$ 1,624.28        | \$ 2,508.48         | \$ 268.77  | \$ -   | \$ 615.43                               | \$ 884.20                                   | \$ 69.36   | \$ 22.20   | \$ 792.64                                     |
| Mitchner, Jennifer J & Rick L  | 53-09-11-102-027.000-015 | 2064   | 1A              | N  | \$ 226,000             | \$ 111,350                           | \$ 114,650        | \$ 1.5790                             | \$ 2.3198                | \$ 1,746.04        | \$ 2,654.86         | \$ 284.45  | \$ -   | \$ 624.37                               | \$ 908.82                                   | \$ 69.36   | \$ 22.20   | \$ 817.26                                     |
| Young, Michael J   | 53-09-11-102-015.000-015 | 1746   | 1A              | N  | \$ 208,900             | \$ 102,050                           | \$ 106,850        | \$ 1.5790                             | \$ 2.3198                | \$ 1,627.76        | \$ 2,467.26         | \$ 264.35  | \$ -   | \$ 575.15                               | \$ 839.50                                   | \$ 69.36   | \$ 22.20   | \$ 747.94                                     |
| Piercy, Joseph F & Marcilla A  | 53-09-11-102-010.000-015 | 1743   | 1A              | N  | \$ 212,400             | \$ 105,190                           | \$ 107,210        | \$ 1.5790                             | \$ 2.3198                | \$ 1,633.28        | \$ 2,474.61         | \$ 265.13  | \$ -   | \$ 576.20                               | \$ 841.33                                   | \$ 69.36   | \$ 22.20   | \$ 749.77                                     |
| Martin, Aleksandr B & Elizabeth A  | 53-09-11-102-017.000-015 | 1693   | 1A              | N  | \$ 204,800             | \$ 103,755                           | \$ 101,045        | \$ 1.5790                             | \$ 2.3198                | \$ 1,538.84        | \$ 2,397.13         | \$ 256.83  | \$ -   | \$ 601.47                               | \$ 858.29                                   | \$ -   | \$ -   | \$ 858.29                                     |
| Keithly, Scott J   | 53-09-11-102-003.000-015 | 1745   | 1A              | N  | \$ 187,300             | \$ 122,765                           | \$ 64,535         | \$ 1.5790                             | \$ 2.3198                | \$ 982.82          | \$ 1,617.17         | \$ 173.26  | \$ -   | \$ 461.09                               | \$ 634.35                                   | \$ 69.36   | \$ 22.20   | \$ 542.79                                     |
| Mitchell, Michael C & Gail A   | 53-09-11-102-016.000-015 | 1746   | 1A              | N  | \$ 192,200             | \$ 99,345                            | \$ 92,855         | \$ 1.5790                             | \$ 2.3198                | \$ 1,414.12        | \$ 2,247.20         | \$ 240.78  | \$ -   | \$ 592.30                               | \$ 833.08                                   | \$ 69.36   | \$ 22.20   | \$ 741.52                                     |
| Knies, Lynette Rae   | 53-09-11-102-014.000-015 | 2110   | 1A              | N  | \$ 239,800             | \$ 114,640                           | \$ 125,160        | \$ 1.5790                             | \$ 2.3198                | \$ 1,906.88        | \$ 2,806.33         | \$ 300.67  | \$ -   | \$ 598.78                               | \$ 899.45                                   | \$ 69.36   | \$ 22.20   | \$ 807.89                                     |
| Defore, Nicholas J & Tessa L   | 53-09-11-102-028.000-015 | 2022   | 1A              | N  | \$ 259,300             | \$ 122,655                           | \$ 136,645        | \$ 1.5790                             | \$ 2.3198                | \$ 2,081.00        | \$ 3,040.33         | \$ 325.74  | \$ -   | \$ 633.59                               | \$ 959.33                                   | \$ 69.36   | \$ 22.20   | \$ 867.77                                     |
| Rodriguez, Sarah E   | 53-09-11-102-021.000-015 | 2189   | 1A              | N  | \$ 229,400             | \$ 112,540                           | \$ 116,860        | \$ 1.5790                             | \$ 2.3198                | \$ 1,779.68        | \$ 2,695.32         | \$ 288.78  | \$ -   | \$ 626.86                               | \$ 915.64                                   | \$ 69.36   | \$ 22.20   | \$ 824.08                                     |
| Ballmer, Adam  | 53-09-11-102-013.000-015 | 2101   | 1A              | N  | \$ 198,900             | \$ 101,865                           | \$ 97,035         | \$ 1.5790                             | \$ 2.3198                | \$ 1,477.76        | \$ 2,332.33         | \$ 249.89  | \$ -   | \$ 604.68                               | \$ 854.57                                   | \$ 69.36   | \$ 22.20   | \$ 763.01                                     |
| Roberts, Faron   | 53-09-11-102-011.000-015 | 1746   | 1A              | N  | \$ 208,000             | \$ 105,050                           | \$ 102,950        | \$ 1.5790                             | \$ 2.3198                | \$ 1,567.84        | \$ 2,440.64         | \$ 261.50  | \$ -   | \$ 611.30                               | \$ 872.80                                   | \$ -   | \$ -   | \$ 872.80                                     |
| Anderson, Julie R  | 53-09-01-210-006.000-015 |        | 1A              | N  | \$ 150,000             | \$ 84,750                            | \$ 65,250         | \$ 1.5790                             | \$ 2.3198                | \$ 993.72          | \$ 1,635.10         | \$ 175.19  | \$ -   | \$ 466.19                               | \$ 641.38                                   | \$ 69.36   | \$ 14.76   | \$ 557.26                                     |
| Gentry Services LLC  | 53-09-02-200-189.000-015 |        | 1A              | N  | \$ 79,900              | \$ -                                 | \$ 79,900         | \$ 1.5790                             | \$ 2.3198                | \$ 1,261.62        | \$ 2,075.93         | \$ 222.42  | \$ -   | \$ 591.89                               | \$ 814.31                                   | \$ -   | \$ -   | \$ 814.31                                     |
| M & M Wiley Property LLC (1/4%) & Hays, Donald L & J Margie Revocable Living Tru | 53-09-02-300-081.000-015 |        | 1A              | Y  | \$ 11,400              | \$ -                                 | \$ 11,400         | \$ 1.5790                             | \$ 2.3198                | \$ 180.00          | \$ 180.00           | \$ 87.66   | \$ -   | \$ -                                    | \$ -  | \$ -   | \$ -   | \$ 87.66                                      |
| Smithville Telephone Co Inc  | 53-09-02-300-002.000-015 |        | 1A              | N  | \$ 4,000               | \$ -                                 | \$ 4,000          | \$ 1.5790                             | \$ 2.3198                | \$ 63.16           | \$ 103.93           | \$ 11.13   | \$ -   | \$ 29.63                                | \$ 40.77                                    | \$ -   | \$ -   | \$ 40.77                                      |
| Monroe County Humane Association Inc   | 53-09-02-300-090.000-015 | 2502   | 1A              | N  | \$ 25,900              | \$ -                                 | \$ 25,900         | \$ 1.5790                             | \$ 2.3198                | \$ 408.96          | \$ 672.92           | \$ 72.10   | \$ -   | \$ 191.87                               | \$ 263.96                                   | \$ -   | \$ -   | \$ 263.96                                     |
| Wong, Timothy  | 53-01-63-041-101.000-015 | 2331   | 1A              | N  | \$ 167,100             | \$ 90,735                            | \$ 76,365         | \$ 1.5790                             | \$ 2.3198                | \$ 1,162.98        | \$ 1,913.63         | \$ 205.04  | \$ -   | \$ 545.62                               | \$ 750.65                                   | \$ -   | \$ -   | \$ 750.65                                     |
| Robbins, Logan A   | 53-01-63-041-102.000-015 | 2331   | 1A              | N  | \$ 164,500             | \$ 89,825                            | \$ 74,675         | \$ 1.5790                             | \$ 2.3198                | \$ 1,137.24        | \$ 1,871.28         | \$ 200.49  | \$ -   | \$ 533.55                               | \$ 734.04                                   | \$ 69.36   | \$ 22.20   | \$ 642.48                                     |
| Smith, Lawrence R & Jacomina H   | 53-01-63-041-103.000-015 | 2331   | 1A              | N  | \$ 156,100             | \$ 86,885                            | \$ 69,215         | \$ 1.5790                             | \$ 2.3198                | \$ 644.54          | \$ 1,734.46         | \$ 185.84  | \$ -   | \$ 904.08                               | \$ 1,089.92                                 | \$ 69.36   | \$ 22.20   | \$ 998.36                                     |
| Apple, Karen S   | 53-01-63-041-104.000-015 | 2331   | 1A              | N  | \$ 164,100             | \$ 89,685                            | \$ 74,415         | \$ 1.5790                             | \$ 2.3198                | \$ 1,133.28        | \$ 1,864.76         | \$ 199.80  | \$ -   | \$ 531.68                               | \$ 731.48                                   | \$ 69.36   | \$ 22.20   | \$ 639.92                                     |
| Rigsby, Janice N   | 53-01-63-041-105.000-015 | 2331   | 1A              | N  | \$ 155,300             | \$ 100,605                           | \$ 54,695         | \$ 1.5790                             | \$ 2.3198                | \$ 675.16          | \$ 688.66           | \$ -   | \$ -   | \$ 13.50                                | \$ 13.50                                    | \$ 69.36   | \$ 22.20   | \$ (78.06)                                    |
| Day, Mary Jo   | 53-01-63-041-106.000-015 | 2331   | 1A              | N  | \$ 162,600             | \$ 103,160                           | \$ 59,440         | \$ 1.5790                             | \$ 2.3198                | \$ 499.34          | \$ 509.33           | \$ -   | \$ -   | \$ 9.99                                 | \$ 9.99                                     | \$ 69.36   | \$ 22.20   | \$ (81.57)                                    |
| Sears, Brenda Joan   | 53-01-63-041-107.000-015 | 2331   | 1A              | N  | \$ 156,100             | \$ 83,885                            | \$ 72,215         | \$ 1.5790                             | \$ 2.3198                | \$ 1,099.78        | \$ 1,809.64         | \$ 193.89  | \$ -   | \$ 515.97                               | \$ 709.86                                   | \$ 69.36   | \$ 22.20   | \$ 618.30                                     |
| Matlock, Brenda & Ricky  | 53-01-63-041-108.000-015 | 2331   | 1A              | N  | \$ 164,100             | \$ 86,685                            | \$ 77,415         | \$ 1.5790                             | \$ 2.3198                | \$ 1,178.96        | \$ 1,921.42         | \$ 205.87  | \$ -   | \$ 536.59                               | \$ 742.46                                   | \$ 69.36   | \$ 22.20   | \$ 650.90                                     |
| Bruce, Delmar K & Linda M  | 53-01-63-041-109.000-015 | 2331   | 1A              | N  | \$ 157,900             | \$ 87,515                            | \$ 70,385         | \$ 1.5790                             | \$ 2.3198                | \$ 1,071.92        | \$ 1,763.77         | \$ 188.97  | \$ -   | \$ 502.88                               | \$ 691.85                                   | \$ 69.36   | \$ 22.20   | \$ 600.29                                     |
| Daniel, Nancy L  | 53-01-63-041-110.000-015 | 2331   | 1A              | N  | \$ 164,500             | \$ 89,825                            | \$ 74,675         | \$ 1.5790                             | \$ 2.3198                | \$ 1,137.24        | \$ 1,871.28         | \$ 200.49  | \$ -   | \$ 533.55                               | \$ 734.04                                   | \$ 69.36   | \$ 22.20   | \$ 642.48                                     |
| Sparks, Chad R   | 53-01-63-041-111.000-015 | 2331   | 1A              | N  | \$ 163,500             | \$ 89,475                            | \$ 74,025         | \$ 1.5790                             | \$ 2.3198                | \$ 1,127.34        | \$ 1,854.99         | \$ 198.75  | \$ -   | \$ 528.90                               | \$ 727.65                                   | \$ 69.36   | \$ 22.20   | \$ 636.09                                     |
| Boyer, Robert L & Patricia M   | 53-01-63-041-112.000-015 | 2331   | 1A              | N  | \$ 169,900             | \$ 88,715                            | \$ 81,185         | \$ 1.5790                             | \$ 2.3198                | \$ 1,236.40        | \$ 1,990.44         | \$ 213.26  | \$ -   | \$ 540.78                               | \$ 754.04                                   | \$ 69.36   | \$ 22.20   | \$ 662.48                                     |
| Lenn, Terry Rance & Vicki Beal   | 53-01-63-041-113.000-015 | 2331   | 1A              | N  | \$ 167,900             | \$ 91,015                            | \$ 76,885         | \$ 1.5790                             | \$ 2.3198                | \$ 1,170.90        | \$ 1,926.66         | \$ 206.42  | \$ -   | \$ 549.34                               | \$ 755.76                                   | \$ 69.36   | \$ 22.20   | \$ 664.20                                     |
| Turpen, Joyce; Johnson, Jeffrey  | 53-01-63-041-114.000-015 | 2331   | 1A              | N  | \$ 163,400             | \$ 86,440                            | \$ 76,960         | \$ 1.5790                             | \$ 2.3198                | \$ 1,172.04        | \$ 1,913.08         | \$ 204.97  | \$ -   | \$ 536.07                               | \$ 741.04                                   | \$ 69.36   | \$ 22.20   | \$ 649.48                                     |
| Means, Jane E  | 53-01-63-041-115.000-015 | 2331   | 1A              | N  | \$ 171,100             | \$ 92,135                            | \$ 78,965         | \$ 1.5790                             | \$ 2.3198                | \$ 1,202.58        | \$ 1,978.79         | \$ 212.02  | \$ -   | \$ 564.19                               | \$ 776.21                                   | \$ 69.36   | \$ 22.20   | \$ 684.65                                     |
| Hay, Roberta   | 53-01-63-041-116.000-015 | 2331   | 1A              | N  | \$ 172,500             | \$ 103,625                           | \$ 68,875         | \$ 1.5790                             | \$ 2.3198                | \$ 1,048.92        | \$ 1,069.90         | \$ -   | \$ -   | \$ 20.98                                | \$ 20.98                                    | \$ 69.36   | \$ 22.20   | \$ (70.58)                                    |

# City of Bloomington

## Area #1A: South-West Annexation Area - Tax Impacts Analysis

Note (1): This section shows the inc/(dec) in tax bills due to differences between township fire protection rates and the Monroe Fire Protection District fire rate

| Owner Name  | Parcel #                 | Waiver | Annexation Area | AG | 2020 Pay 2021 Gross AV | 2020 Pay 2021 Deductions /Exemptions | 2020 Pay 2021 NAV | Pre-Annex 2020 Pay 2021 Prop Tax Rate | Post-Annex Prop Tax Rate | Pre-Annex Tax Bill | Post-Annex Tax Bill | Net Tax Bill Increase Due Solely to AV Growth (12% - Aggregate over 4 years) | Net Tax Bill Increase Due to Difference Between Fire Rates (1) | Net Tax Bill Increase Due to Annexation | Total Post-Annexation Net Tax Bill Increase | Benefit 1 Yearly Sewer Bill Savings (@ 4000 Gal/Month) | Benefit 2 Yearly Fire Protection (Water Surcharge) Savings | Post-Annex Tax Bill Inc/(Dec) Net of Benefits |
|---|--------------------------|--------|-----------------|----|------------------------|--------------------------------------|-------------------|---------------------------------------|--------------------------|--------------------|---------------------|--|--|---|---|--|--|---|
| Grubb, Donald E & Waneta J Revocable Trust  | 53-01-63-041-117.000-015 | 2331   | 1A              | N  | \$ 173,100             | \$ 92,835                            | \$ 80,265         | \$ 1.5790                             | \$ 2.3198                | \$ 1,222.36        | \$ 2,011.36         | \$ 215.51  | \$ -   | \$ 573.49                               | \$ 789.00                                   | \$ 69.36   | \$ 22.20   | \$ 697.44                                     |
| WD Real Estate LLC  | 53-01-63-041-118.000-015 | 2331   | 1A              | N  | \$ 183,700             | \$ 96,545                            | \$ 87,155         | \$ 1.5790                             | \$ 2.3198                | \$ 1,327.32        | \$ 2,151.45         | \$ 230.52  | \$ -   | \$ 593.61                               | \$ 824.13                                   | \$ 69.36   | \$ 22.20   | \$ 732.57                                     |
| Ray, Michael L Sr   | 53-01-63-041-119.000-015 | 2331   | 1A              | N  | \$ 172,200             | \$ 92,520                            | \$ 79,680         | \$ 1.5790                             | \$ 2.3198                | \$ 1,213.48        | \$ 1,996.71         | \$ 213.94  | \$ -   | \$ 569.29                               | \$ 783.23                                   | \$ 69.36   | \$ 22.20   | \$ 691.67                                     |
| Chitty, Breena J  | 53-01-63-041-120.000-015 | 2331   | 1A              | N  | \$ 176,400             | \$ 93,990                            | \$ 82,410         | \$ 1.5790                             | \$ 2.3198                | \$ 1,255.04        | \$ 2,064.56         | \$ 221.20  | \$ -   | \$ 588.32                               | \$ 809.52                                   | \$ 69.36   | \$ 22.20   | \$ 717.96                                     |
| Cunningham, Pamela  | 53-01-63-041-121.000-015 | 2331   | 1A              | N  | \$ 172,700             | \$ 92,695                            | \$ 80,005         | \$ 1.5790                             | \$ 2.3198                | \$ 1,218.42        | \$ 2,004.86         | \$ 214.81  | \$ -   | \$ 571.62                               | \$ 786.44                                   | \$ 69.36   | \$ 22.20   | \$ 694.88                                     |
| Singh, Manojkumar; Thakur, Snehal   | 53-01-63-041-122.000-015 | 2331   | 1A              | N  | \$ 171,500             | \$ 92,275                            | \$ 79,225         | \$ 1.5790                             | \$ 2.3198                | \$ 1,206.54        | \$ 1,985.31         | \$ 212.71  | \$ -   | \$ 566.05                               | \$ 778.77                                   | \$ 69.36   | \$ 22.20   | \$ 687.21                                     |
| Workman, Gerald L Jr & Tammy E  | 53-01-63-041-123.000-015 | 2331   | 1A              | N  | \$ 171,100             | \$ 92,135                            | \$ 78,965         | \$ 1.5790                             | \$ 2.3198                | \$ 1,202.58        | \$ 1,978.79         | \$ 212.02  | \$ -   | \$ 564.19                               | \$ 776.21                                   | \$ 69.36   | \$ 22.20   | \$ 684.65                                     |
| Hauss, Sharon A   | 53-01-63-041-124.000-015 | 2331   | 1A              | N  | \$ 176,800             | \$ 105,130                           | \$ 71,670         | \$ 1.5790                             | \$ 2.3198                | \$ 1,091.48        | \$ 1,113.31         | \$ -   | \$ -   | \$ 21.83                                | \$ 21.83                                    | \$ 69.36   | \$ 22.20   | \$ (69.73)                                    |
| Wiley, Billy Joe Marvin & Meredith Louise   | 53-09-02-300-023.000-015 |        | 1A              | N  | \$ 175,400             | \$ 132,320                           | \$ 43,080         | \$ 1.5790                             | \$ 2.3198                | \$ -               | \$ 1,079.54         | \$ 115.67  | \$ -   | \$ 963.87                               | \$ 1,079.54                                 | \$ 69.36   | \$ 14.76   | \$ 995.42                                     |
| Gentry Services LLC   | 53-09-02-200-106.000-015 |        | 1A              | N  | \$ 7,400               | \$ -                                 | \$ 7,400          | \$ 1.5790                             | \$ 2.3198                | \$ 116.84          | \$ 192.26           | \$ 20.60   | \$ -   | \$ 54.82                                | \$ 75.42                                    | \$ -   | \$ -   | \$ 75.42                                      |
| Martin, Steven A Rev Living Trust   | 53-09-02-200-150.000-015 |        | 1A              | N  | \$ 253,300             | \$ -                                 | \$ 253,300        | \$ 1.5790                             | \$ 2.3198                | \$ 3,999.60        | \$ 5,949.37         | \$ 637.43  | \$ -   | \$ 1,312.34                             | \$ 1,949.77                                 | \$ 69.36   | \$ 22.20   | \$ 1,858.21                                   |
| Myers, Charles H II   | 53-09-02-200-087.000-015 |        | 1A              | N  | \$ 202,700             | \$ 102,740                           | \$ 99,960         | \$ 1.5790                             | \$ 2.3198                | \$ 1,522.32        | \$ 2,363.49         | \$ 253.23  | \$ -   | \$ 587.94                               | \$ 841.17                                   | \$ 69.36   | \$ 22.20   | \$ 749.61                                     |
| Robertson, Erika Marie  | 53-09-02-200-135.000-015 |        | 1A              | N  | \$ 178,200             | \$ 94,375                            | \$ 83,825         | \$ 1.5790                             | \$ 2.3198                | \$ 1,276.60        | \$ 2,078.41         | \$ 222.69  | \$ -   | \$ 579.12                               | \$ 801.81                                   | \$ 69.36   | \$ 22.20   | \$ 710.25                                     |
| Robertson, Erika M  | 53-09-02-200-018.000-015 |        | 1A              | Y  | \$ 1,300               | \$ -                                 | \$ 1,300          | \$ 1.5790                             | \$ 2.3198                | \$ 20.53           | \$ 20.53            | \$ 13.25   | \$ -   | \$ -                                    | \$ -  | \$ -   | \$ -   | \$ 13.25                                      |
| Fieldstone Community Assoc Inc  | 53-09-02-200-128.000-015 |        | 1A              | N  | \$ 1,400               | \$ -                                 | \$ 1,400          | \$ 1.5790                             | \$ 2.3198                | \$ 22.11           | \$ 32.87            | \$ 3.52  | \$ -   | \$ 7.24                                 | \$ 10.76                                    | \$ -   | \$ -   | \$ 10.76                                      |
| Moore, Jeffrey A & Laura S  | 53-09-02-201-017.000-015 | 1749   | 1A              | N  | \$ 247,300             | \$ 118,805                           | \$ 128,495        | \$ 1.5790                             | \$ 2.3198                | \$ 1,956.88        | \$ 2,908.34         | \$ 311.60  | \$ -   | \$ 639.86                               | \$ 951.46                                   | \$ 69.36   | \$ 22.20   | \$ 859.90                                     |
| Berin, Michael P & Maria M  | 53-09-02-201-014.000-015 | 1748   | 1A              | N  | \$ 167,500             | \$ 90,875                            | \$ 76,625         | \$ 1.5790                             | \$ 2.3198                | \$ 1,166.94        | \$ 1,920.14         | \$ 205.73  | \$ -   | \$ 547.47                               | \$ 753.20                                   | \$ 69.36   | \$ 22.20   | \$ 661.64                                     |
| Moghe, Nilesh   | 53-01-63-041-141.000-015 | 2331   | 1A              | N  | \$ 177,800             | \$ 94,480                            | \$ 83,320         | \$ 1.5790                             | \$ 2.3198                | \$ 1,268.90        | \$ 2,081.22         | \$ 222.98  | \$ -   | \$ 589.34                               | \$ 812.32                                   | \$ -   | \$ -   | \$ 812.32                                     |
| Clendening, Barbara & Kenneth D & Clendening, Jeffrey D                           | 53-01-63-041-142.000-015 | 2331   | 1A              | N  | \$ 177,800             | \$ 106,960                           | \$ 70,840         | \$ 1.5790                             | \$ 2.3198                | \$ 1,078.84        | \$ 1,775.19         | \$ 190.20  | \$ -   | \$ 506.14                               | \$ 696.35                                   | \$ -   | \$ -   | \$ 696.35                                     |
| Daniels, Michael J  | 53-01-63-041-143.000-015 | 2331   | 1A              | N  | \$ 182,500             | \$ 135,085                           | \$ 47,415         | \$ 1.5790                             | \$ 2.3198                | \$ 722.08          | \$ 1,188.17         | \$ 127.31  | \$ -   | \$ 338.78                               | \$ 466.09                                   | \$ -   | \$ -   | \$ 466.09                                     |
| Ramineni, Sandeep K   | 53-01-63-041-144.000-015 | 2331   | 1A              | N  | \$ 184,200             | \$ 96,720                            | \$ 87,480         | \$ 1.5790                             | \$ 2.3198                | \$ 1,332.26        | \$ 2,157.40         | \$ 231.16  | \$ -   | \$ 593.98                               | \$ 825.14                                   | \$ -   | \$ -   | \$ 825.14                                     |
| Dunbar, Carol A   | 53-01-63-041-145.000-015 | 2331   | 1A              | N  | \$ 179,700             | \$ 92,145                            | \$ 87,555         | \$ 1.5790                             | \$ 2.3198                | \$ 1,333.40        | \$ 2,107.08         | \$ 225.77  | \$ -   | \$ 547.92                               | \$ 773.68                                   | \$ -   | \$ -   | \$ 773.68                                     |
| Moore, Chad A   | 53-01-63-041-146.000-015 | 2331   | 1A              | N  | \$ 179,700             | \$ 95,145                            | \$ 84,555         | \$ 1.5790                             | \$ 2.3198                | \$ 1,287.72        | \$ 2,103.85         | \$ 225.42  | \$ -   | \$ 590.71                               | \$ 816.13                                   | \$ -   | \$ -   | \$ 816.13                                     |
| Cutliff, Randal L & Vicki M   | 53-01-63-041-149.000-015 | 2331   | 1A              | N  | \$ 170,500             | \$ 91,925                            | \$ 78,575         | \$ 1.5790                             | \$ 2.3198                | \$ 1,196.64        | \$ 1,969.01         | \$ 210.97  | \$ -   | \$ 561.40                               | \$ 772.37                                   | \$ -   | \$ -   | \$ 772.37                                     |
| Raybould, Jeffrey A & Brooke E  | 53-09-02-201-016.000-015 |        | 1A              | N  | \$ 167,000             | \$ 90,595                            | \$ 76,405         | \$ 1.5790                             | \$ 2.3198                | \$ 1,163.60        | \$ 1,914.65         | \$ 205.15  | \$ -   | \$ 545.90                               | \$ 751.05                                   | \$ 69.36   | \$ 22.20   | \$ 659.49                                     |
| Hallard, Jennifer C   | 53-09-02-201-007.000-015 |        | 1A              | N  | \$ 180,100             | \$ 95,285                            | \$ 84,815         | \$ 1.5790                             | \$ 2.3198                | \$ 1,291.68        | \$ 2,108.60         | \$ 225.93  | \$ -   | \$ 591.00                               | \$ 816.92                                   | \$ 69.36   | \$ 22.20   | \$ 725.36                                     |
| Werczynski, Mark A & Lavellette A Trust   | 53-09-02-201-011.000-015 |        | 1A              | N  | \$ 152,500             | \$ 85,240                            | \$ 67,260         | \$ 1.5790                             | \$ 2.3198                | \$ 1,024.32        | \$ 1,685.47         | \$ 180.58  | \$ -   | \$ 480.57                               | \$ 661.15                                   | \$ 69.36   | \$ 22.20   | \$ 569.59                                     |
| Tegeler, Robert M   | 53-09-02-201-013.000-015 |        | 1A              | N  | \$ 154,700             | \$ 86,395                            | \$ 68,305         | \$ 1.5790                             | \$ 2.3198                | \$ 1,040.24        | \$ 1,711.67         | \$ 183.40  | \$ -   | \$ 488.02                               | \$ 671.43                                   | \$ 69.36   | \$ 22.20   | \$ 579.87                                     |
| Srygley, Jeremiah   | 53-09-02-201-008.000-015 | 2410   | 1A              | N  | \$ 173,700             | \$ 93,045                            | \$ 80,655         | \$ 1.5790                             | \$ 2.3198                | \$ 1,228.32        | \$ 2,021.14         | \$ 216.56  | \$ -   | \$ 576.26                               | \$ 792.82                                   | \$ 69.36   | \$ 22.20   | \$ 701.26                                     |
| Pani, Alejandrina   | 53-09-02-201-003.000-015 | 1772   | 1A              | N  | \$ 182,800             | \$ 96,230                            | \$ 86,570         | \$ 1.5790                             | \$ 2.3198                | \$ 1,318.40        | \$ 2,140.72         | \$ 229.36  | \$ -   | \$ 592.97                               | \$ 822.32                                   | \$ 69.36   | \$ 22.20   | \$ 730.76                                     |
| Sciscoe, Cheryl   | 53-09-02-200-033.000-015 |        | 1A              | N  | \$ 168,900             | \$ 87,035                            | \$ 81,865         | \$ 1.5790                             | \$ 2.3198                | \$ 1,248.88        | \$ 2,032.05         | \$ 217.72  | \$ -   | \$ 565.45                               | \$ 783.17                                   | \$ 69.36   | \$ 22.20   | \$ 691.61                                     |
| Brock, Mary Anne  | 53-09-02-200-059.000-015 | 1510   | 1A              | N  | \$ 167,400             | \$ 90,840                            | \$ 76,560         | \$ 1.5790                             | \$ 2.3198                | \$ 1,165.96        | \$ 1,918.51         | \$ 205.55  | \$ -   | \$ 547.00                               | \$ 752.55                                   | \$ 69.36   | \$ 22.20   | \$ 660.99                                     |
| Grote, Dale J & Diane   | 53-09-02-200-001.044-015 | 1509   | 1A              | N  | \$ 142,700             | \$ 82,020                            | \$ 60,680         | \$ 1.5790                             | \$ 2.3198                | \$ 924.12          | \$ 1,520.58         | \$ 162.93  | \$ -   | \$ 433.53                               | \$ 596.46                                   | \$ 69.36   | \$ 22.20   | \$ 504.90                                     |
| Stroud, Charles Anthony & Michelle D  | 53-09-02-200-006.001-015 |        | 1A              | N  | \$ 153,200             | \$ 85,870                            | \$ 67,330         | \$ 1.5790                             | \$ 2.3198                | \$ 1,025.40        | \$ 1,687.24         | \$ 180.78  | \$ -   | \$ 481.05                               | \$ 661.84                                   | \$ 69.36   | \$ 22.20   | \$ 570.28                                     |
| Van Doren, Richard & Susan E  | 53-09-02-200-045.000-015 |        | 1A              | N  | \$ 199,300             | \$ -                                 | \$ 199,300        | \$ 1.5790                             | \$ 2.3198                | \$ 3,146.96        | \$ 4,679.28         | \$ 501.35  | \$ -   | \$ 1,030.97                             | \$ 1,532.32                                 | \$ 69.36   | \$ 22.20   | \$ 1,440.76                                   |
| Teague, Derek   | 53-09-02-200-107.000-015 | 1510   | 1A              | N  | \$ 144,500             | \$ 107,785                           | \$ 36,715         | \$ 1.5790                             | \$ 2.3198                | \$ 559.14          | \$ 920.04           | \$ 98.58   | \$ -   | \$ 262.32                               | \$ 360.90                                   | \$ 69.36   | \$ 22.20   | \$ 269.34                                     |
| Leach, Shirley A  | 53-09-02-200-013.000-015 | 1555   | 1A              | N  | \$ 163,400             | \$ 100,440                           | \$ 62,960         | \$ 1.5790                             | \$ 2.3198                | \$ 413.72          | \$ 421.99           | \$ -   | \$ -   | \$ 8.27                                 | \$ 8.27                                     | \$ 69.36   | \$ 22.20   | \$ (83.29)                                    |
| McKillen, James M; Monroe, Lara Olivia  | 53-09-02-200-132.000-015 | 1529   | 1A              | N  | \$ 141,100             | \$ -                                 | \$ 141,100        | \$ 1.5790                             | \$ 2.3198                | \$ 2,227.96        | \$ 3,312.82         | \$ 354.95  | \$ -   | \$ 729.92                               | \$ 1,084.86                                 | \$ 69.36   | \$ 22.20   | \$ 993.30                                     |
| Harvey, John J  | 53-09-02-200-002.050-015 |        | 1A              | N  | \$ 152,600             | \$ 82,660                            | \$ 69,940         | \$ 1.5790                             | \$ 2.3198                | \$ 1,065.12        | \$ 1,752.63         | \$ 187.79  | \$ -   | \$ 499.72                               | \$ 687.51                                   | \$ 69.36   | \$ 22.20   | \$ 595.95                                     |
| Higdon, Donald W Jr & Cynthia K   | 53-09-02-200-146.000-015 | 1556   | 1A              | N  | \$ 191,800             | \$ 99,380                            | \$ 92,420         | \$ 1.5790                             | \$ 2.3198                | \$ 1,407.48        | \$ 2,247.83         | \$ 240.83  | \$ -   | \$ 599.52                               | \$ 840.35                                   | \$ 69.36   | \$ 22.20   | \$ 748.79                                     |
| Ross, Patricia J (49% interest); Ross, Brian L (49% interest); Ross, Jared L (2%) | 53-01-63-041-169.000-015 | 2331   | 1A              | N  | \$ 172,400             | \$ 89,590                            | \$ 82,810         | \$ 1.5790                             | \$ 2.3198                | \$ 1,261.14        | \$ 2,020.19         | \$ 216.45  | \$ -   | \$ 542.61                               | \$ 759.05                                   | \$ 69.36   | \$ 22.20   | \$ 667.49                                     |
| Martin, David A & Pyle, Lindsey C   | 53-01-63-041-170.000-015 | 2331   | 1A              | N  | \$ 180,400             | \$ 95,390                            | \$ 85,010         | \$ 1.5790                             | \$ 2.3198                | \$ 1,294.64        | \$ 2,112.16         | \$ 226.30  | \$ -   | \$ 591.22                               | \$ 817.52                                   | \$ 69.36   | \$ 22.20   | \$ 725.96                                     |
| Otto, Tony S; Yoho, Keenan D; w/le  | 53-01-63-041-171.000-015 | 2331   | 1A              | N  | \$ 172,400             | \$ 92,590                            | \$ 79,810         | \$ 1.5790                             | \$ 2.3198                | \$ 1,215.44        | \$ 1,999.96         | \$ 214.28  | \$ -   | \$ 570.24                               | \$ 784.52                                   | \$ 69.36   | \$ 22.20   | \$ 692.96                                     |
| Otto, Sharon A  | 53-01-63-041-172.000-015 | 2331   | 1A              | N  | \$ 180,400             | \$ 95,390                            | \$ 85,010         | \$ 1.5790                             | \$ 2.3198                | \$ 1,294.64        | \$ 2,112.16         | \$ 226.30  | \$ -   | \$ 591.22                               | \$ 817.52                                   | \$ 69.36   | \$ 22.20   | \$ 725.96                                     |
| Cash, Sandra K  | 53-01-63-041-172.000-015 | 2331   | 1A              | N  | \$ 180,400             | \$ 95,390                            | \$ 85,010         | \$ 1.5790                             | \$ 2.3198                | \$ 1,294.64        | \$ 2,112.16         | \$ 226.30  | \$ -   | \$ 591.22                               | \$ 817.52                                   | \$ 69.36   | \$ 22.20   | \$ 725.96                                     |
| Deboer, Geert & Gepke   | 53-01-63-041-173.000-015 | 2331   | 1A              | N  | \$ 154,900             | \$ 100,465                           | \$ 54,435         | \$ 1.5790                             | \$ 2.3198                | \$ 725.84          | \$ 740.36           | \$ -   | \$ -   | \$ 14.52                                | \$ 14.52                                    | \$ 69.36   | \$ 22.20   | \$ (77.04)                                    |
| Adams, Alvin Sr & Eunice N  | 53-01-63-041-174.000-015 | 2331   | 1A              | N  | \$ 163,000             | \$ -                                 | \$ 163,000        | \$ 1.5790                             | \$ 2.3198                | \$ 2,573.76        | \$ 3,827.01         | \$ 410.04  | \$ -   | \$ 843.21                               | \$ 1,253.25                                 | \$ 69.36   | \$ 22.20   | \$ 1,161.69                                   |

# City of Bloomington

## Area #1A: South-West Annexation Area - Tax Impacts Analysis

Note (1): This section shows the inc/(dec) in tax bills due to differences between township fire protection rates and the Monroe Fire Protection District fire rate

| Owner Name                                       | Parcel #                 | Waiver | Annexation Area | AG | 2020 Pay 2021 Gross AV | 2020 Pay 2021 Deductions /Exemptions | 2020 Pay 2021 NAV | Pre-Annex 2020 Pay 2021 Prop Tax Rate | Post-Annex Prop Tax Rate | Pre-Annex Tax Bill | Post-Annex Tax Bill | Net Tax Bill Increase Due Solely to AV Growth (12% - Aggregate over 4 years) | Net Tax Bill Increase Due to Difference Between Fire Rates (1) | Net Tax Bill Increase Due to Annexation | Total Post-Annexation Net Tax Bill Increase | Benefit 1 Yearly Sewer Bill Savings (@ 4000 Gal/Month) | Benefit 2 Yearly Fire Protection (Water Surcharge) Savings | Post-Annex Tax Bill Inc/(Dec) Net of Benefits |
|--|--------------------------|--------|-----------------|----|------------------------|--------------------------------------|-------------------|---------------------------------------|--------------------------|--------------------|---------------------|--|--|---|---|--|--|---|
| Cruz, Carlos Antonio & Leticia Arizmendi Sanchez | 53-01-63-041-175-000-015 | 2331   | 1A              | N  | \$ 156,600             | \$ 87,060                            | \$ 69,540         | \$ 1.5790                             | \$ 2.3198                | \$ 1,059.04        | \$ 1,742.61         | \$ 186.71  | \$ -   | \$ 496.86                               | \$ 683.57                                   | \$ 69.36   | \$ 22.20   | \$ 592.01                                     |
| De Rivera Lajous, Luis Alberto Nino              | 53-09-01-209-065-000-015 |        | 1A              | N  | \$ 120,300             | \$ -                                 | \$ 120,300        | \$ 1.5790                             | \$ 2.3198                | \$ 1,899.54        | \$ 2,824.47         | \$ 302.62  | \$ -   | \$ 622.31                               | \$ 924.93                                   | \$ 69.36   | \$ 14.76   | \$ 840.81                                     |
| Himes, Michael Shane II & Kaitlin Michelle       | 53-09-01-209-063-000-015 |        | 1A              | N  | \$ 181,800             | \$ 95,880                            | \$ 85,920         | \$ 1.5790                             | \$ 2.3198                | \$ 1,308.50        | \$ 2,128.82         | \$ 228.08  | \$ -   | \$ 592.24                               | \$ 820.32                                   | \$ 69.36   | \$ 14.76   | \$ 736.20                                     |
| Myers, Thomas E                                  | 53-09-02-300-001-000-015 |        | 1A              | N  | \$ 396,200             | \$ 167,675                           | \$ 228,525        | \$ 1.5790                             | \$ 2.3198                | \$ 3,480.66        | \$ 4,693.51         | \$ 502.88  | \$ -   | \$ 709.97                               | \$ 1,212.85                                 | \$ 69.36   | \$ 14.76   | \$ 1,128.73                                   |
| Reid, Jacob A; Lacy, Josie K                     | 53-09-02-200-086-000-015 | 1585   | 1A              | N  | \$ 259,700             | \$ 122,970                           | \$ 136,730        | \$ 1.5790                             | \$ 2.3198                | \$ 2,082.30        | \$ 3,050.52         | \$ 326.85  | \$ -   | \$ 641.37                               | \$ 3,050.52                                 | \$ 69.36   | \$ 22.20   | \$ 876.66                                     |
| Kinder, Jennifer L                               | 53-09-02-200-163-000-015 | 1559   | 1A              | N  | \$ 189,900             | \$ 3,000                             | \$ 186,900        | \$ 1.5790                             | \$ 2.3198                | \$ 2,951.16        | \$ 4,389.39         | \$ 470.29  | \$ -   | \$ 967.94                               | \$ 1,438.23                                 | \$ 69.36   | \$ 22.20   | \$ 1,346.67                                   |
| Emmons, Saben L                                  | 53-09-02-200-160-000-015 |        | 1A              | N  | \$ 166,400             | \$ 90,490                            | \$ 75,910         | \$ 1.5790                             | \$ 2.3198                | \$ 1,156.06        | \$ 1,902.23         | \$ 203.81  | \$ -   | \$ 542.37                               | \$ 746.17                                   | \$ -   | \$ -   | \$ 746.17                                     |
| Green, Jacob M & Christina R                     | 53-09-02-200-159-000-015 | 1510   | 1A              | N  | \$ 183,000             | \$ 96,125                            | \$ 86,875         | \$ 1.5790                             | \$ 2.3198                | \$ 1,323.04        | \$ 2,137.70         | \$ 229.04  | \$ -   | \$ 585.62                               | \$ 814.66                                   | \$ 69.36   | \$ 22.20   | \$ 723.10                                     |
| Fish, Jason A & Angie L                          | 53-09-02-200-027-000-015 |        | 1A              | N  | \$ 204,200             | \$ 103,545                           | \$ 100,655        | \$ 1.5790                             | \$ 2.3198                | \$ 1,532.90        | \$ 2,390.01         | \$ 256.08  | \$ -   | \$ 601.03                               | \$ 857.11                                   | \$ -   | \$ -   | \$ 857.11                                     |
| Davis, Amy L                                     | 53-09-02-100-003-105-015 | 2309   | 1A              | N  | \$ 282,000             | \$ 130,950                           | \$ 151,050        | \$ 1.5790                             | \$ 2.3198                | \$ 2,300.38        | \$ 3,321.32         | \$ 355.86  | \$ -   | \$ 665.08                               | \$ 1,020.94                                 | \$ 69.36   | \$ 22.20   | \$ 929.38                                     |
| Helming, Dean                                    | 53-09-02-100-003-106-015 | 2309   | 1A              | N  | \$ 307,700             | \$ 139,945                           | \$ 167,755        | \$ 1.5790                             | \$ 2.3198                | \$ 2,554.80        | \$ 3,627.18         | \$ 388.63  | \$ -   | \$ 683.75                               | \$ 1,072.38                                 | \$ 69.36   | \$ 22.20   | \$ 980.82                                     |
| Johnson, Timothy M & Sara D                      | 53-09-02-100-003-107-015 | 2309   | 1A              | N  | \$ 312,400             | \$ 141,590                           | \$ 170,810        | \$ 1.5790                             | \$ 2.3198                | \$ 2,601.32        | \$ 3,683.10         | \$ 394.61  | \$ -   | \$ 687.17                               | \$ 1,081.78                                 | \$ 69.36   | \$ 22.20   | \$ 990.22                                     |
| Dunn, Clifford R & Melissa R Johnson             | 53-09-02-100-003-108-015 | 2309   | 1A              | N  | \$ 357,400             | \$ 157,340                           | \$ 200,060        | \$ 1.5790                             | \$ 2.3198                | \$ 3,046.76        | \$ 4,218.65         | \$ 452.00  | \$ -   | \$ 719.90                               | \$ 1,171.89                                 | \$ 69.36   | \$ 22.20   | \$ 1,080.33                                   |
| Cauuffman, Kelly                                 | 53-09-02-400-003-109-015 | 2309   | 1A              | N  | \$ 304,500             | \$ 135,825                           | \$ 168,675        | \$ 1.5790                             | \$ 2.3198                | \$ 2,568.80        | \$ 3,592.33         | \$ 384.89  | \$ -   | \$ 638.63                               | \$ 1,023.53                                 | \$ -   | \$ -   | \$ 1,023.53                                   |
| Mushir, Nadeem & Nadeem, Fatima                  | 53-09-02-400-003-110-015 | 2309   | 1A              | N  | \$ 324,800             | \$ 145,930                           | \$ 178,870        | \$ 1.5790                             | \$ 2.3198                | \$ 2,724.06        | \$ 3,830.67         | \$ 410.42  | \$ -   | \$ 696.19                               | \$ 1,106.61                                 | \$ 69.36   | \$ 22.20   | \$ 1,015.05                                   |
| Stogdill, James & Alexis                         | 53-09-02-400-003-111-015 | 2309   | 1A              | N  | \$ 354,800             | \$ 156,430                           | \$ 198,370        | \$ 1.5790                             | \$ 2.3198                | \$ 3,021.04        | \$ 4,187.71         | \$ 448.68  | \$ -   | \$ 717.99                               | \$ 1,166.67                                 | \$ 69.36   | \$ 22.20   | \$ 1,075.11                                   |
| Stegemoller, Kevin J & Kelly R                   | 53-09-02-400-003-112-015 | 2309   | 1A              | N  | \$ 332,500             | \$ 145,625                           | \$ 186,875        | \$ 1.5790                             | \$ 2.3198                | \$ 2,845.96        | \$ 3,925.56         | \$ 420.60  | \$ -   | \$ 659.00                               | \$ 1,079.60                                 | \$ 69.36   | \$ 22.20   | \$ 988.04                                     |
| Baker, Sharon L                                  | 53-09-02-400-003-113-015 | 2309   | 1A              | N  | \$ 259,900             | \$ 123,215                           | \$ 136,685        | \$ 1.5790                             | \$ 2.3198                | \$ 2,081.62        | \$ 3,058.30         | \$ 327.67  | \$ -   | \$ 649.01                               | \$ 976.68                                   | \$ 69.36   | \$ 22.20   | \$ 885.12                                     |
| Freeman, Connor & Rubycz, Adriana                | 53-09-02-400-003-114-015 | 2309   | 1A              | N  | \$ 324,900             | \$ 145,440                           | \$ 179,460        | \$ 1.5790                             | \$ 2.3198                | \$ 2,733.04        | \$ 3,815.63         | \$ 408.81  | \$ -   | \$ 673.78                               | \$ 1,082.59                                 | \$ 69.36   | \$ 22.20   | \$ 991.03                                     |
| Plunkett, Nicole A                               | 53-09-02-400-003-115-015 | 2309   | 1A              | N  | \$ 333,200             | \$ 148,870                           | \$ 184,330        | \$ 1.5790                             | \$ 2.3198                | \$ 2,807.20        | \$ 3,930.66         | \$ 421.15  | \$ -   | \$ 702.31                               | \$ 1,123.46                                 | \$ 69.36   | \$ 22.20   | \$ 1,031.90                                   |
| Meek, Brian K & Kammie K                         | 53-09-02-400-003-116-015 | 2309   | 1A              | N  | \$ 443,100             | \$ 176,450                           | \$ 266,650        | \$ 1.5790                             | \$ 2.3198                | \$ 4,076.64        | \$ 5,601.77         | \$ 600.19  | \$ -   | \$ 924.94                               | \$ 1,525.13                                 | \$ 69.36   | \$ 22.20   | \$ 1,433.57                                   |
| Brosner, James Thomas & Barbara Joy              | 53-09-02-400-003-117-015 | 2309   | 1A              | N  | \$ 293,300             | \$ 134,905                           | \$ 158,395        | \$ 1.5790                             | \$ 2.3198                | \$ 2,412.24        | \$ 3,455.79         | \$ 370.26  | \$ -   | \$ 673.29                               | \$ 1,043.55                                 | \$ 69.36   | \$ 22.20   | \$ 951.99                                     |
| Dereimah, Ronald J & Kathy L                     | 53-09-02-400-003-118-015 | 2309   | 1A              | N  | \$ 287,100             | \$ 129,735                           | \$ 157,365        | \$ 1.5790                             | \$ 2.3198                | \$ 2,396.56        | \$ 3,385.25         | \$ 362.71  | \$ -   | \$ 625.98                               | \$ 988.69                                   | \$ 69.36   | \$ 22.20   | \$ 897.13                                     |
| Good, Logan & Hicks, Ann Theresa                 | 53-09-02-400-003-119-015 | 2309   | 1A              | N  | \$ 211,900             | \$ 106,415                           | \$ 105,485        | \$ 1.5790                             | \$ 2.3198                | \$ 1,606.46        | \$ 2,487.05         | \$ 266.47  | \$ -   | \$ 614.12                               | \$ 880.59                                   | \$ 69.36   | \$ 22.20   | \$ 789.03                                     |
| Thrasher, Talytha                                | 53-09-02-400-003-120-015 | 2309   | 1A              | N  | \$ 263,800             | \$ 124,580                           | \$ 139,220        | \$ 1.5790                             | \$ 2.3198                | \$ 2,120.22        | \$ 3,104.71         | \$ 332.64  | \$ -   | \$ 651.85                               | \$ 984.49                                   | \$ 69.36   | \$ 22.20   | \$ 892.93                                     |
| Culpepper, Colette                               | 53-09-02-400-003-121-015 | 2309   | 1A              | N  | \$ 332,800             | \$ 148,730                           | \$ 184,070        | \$ 1.5790                             | \$ 2.3198                | \$ 2,803.26        | \$ 3,925.88         | \$ 420.62  | \$ -   | \$ 702.00                               | \$ 1,122.62                                 | \$ 69.36   | \$ 22.20   | \$ 1,031.06                                   |
| Reader, Terry L Jr & Caroline Mulhall            | 53-09-02-400-003-122-015 | 2309   | 1A              | N  | \$ 327,800             | \$ 146,980                           | \$ 180,820        | \$ 1.5790                             | \$ 2.3198                | \$ 2,753.76        | \$ 3,866.38         | \$ 414.25  | \$ -   | \$ 698.37                               | \$ 1,112.62                                 | \$ -   | \$ -   | \$ 1,112.62                                   |
| Walls, Jamie                                     | 53-09-02-400-003-123-015 | 2309   | 1A              | N  | \$ 268,000             | \$ 126,050                           | \$ 141,950        | \$ 1.5790                             | \$ 2.3198                | \$ 2,161.80        | \$ 3,154.70         | \$ 338.00  | \$ -   | \$ 654.90                               | \$ 992.90                                   | \$ 69.36   | \$ 22.20   | \$ 901.34                                     |
| Akou, Heather M                                  | 53-09-02-400-003-124-015 | 2309   | 1A              | N  | \$ 304,800             | \$ 138,930                           | \$ 165,870        | \$ 1.5790                             | \$ 2.3198                | \$ 2,526.08        | \$ 3,592.65         | \$ 384.92  | \$ -   | \$ 681.65                               | \$ 1,066.57                                 | \$ 69.36   | \$ 22.20   | \$ 975.01                                     |
| Simon, Nathan                                    | 53-09-01-202-006-000-015 |        | 1A              | N  | \$ 160,700             | \$ -                                 | \$ 160,700        | \$ 1.5790                             | \$ 2.3198                | \$ 2,537.44        | \$ 3,807.55         | \$ 407.95  | \$ -   | \$ 862.16                               | \$ 1,270.11                                 | \$ 69.36   | \$ 14.76   | \$ 1,185.99                                   |
| Small Town Properties LLC                        | 53-09-01-202-003-000-015 |        | 1A              | N  | \$ 115,600             | \$ -                                 | \$ 115,600        | \$ 1.5790                             | \$ 2.3198                | \$ 1,825.32        | \$ 2,714.12         | \$ 290.80  | \$ -   | \$ 598.00                               | \$ 888.80                                   | \$ 69.36   | \$ 14.76   | \$ 804.68                                     |
| Sink, Mark Alan                                  | 53-09-01-202-001-000-015 |        | 1A              | N  | \$ 125,900             | \$ 73,315                            | \$ 52,585         | \$ 1.5790                             | \$ 2.3198                | \$ 800.84          | \$ 1,317.72         | \$ 141.18  | \$ -   | \$ 375.70                               | \$ 516.88                                   | \$ 69.36   | \$ 22.20   | \$ 425.32                                     |
| Higham, Teresa A & Andrew M                      | 53-09-01-209-064-000-015 |        | 1A              | N  | \$ 218,200             | \$ 108,620                           | \$ 109,580        | \$ 1.5790                             | \$ 2.3198                | \$ 1,668.84        | \$ 2,562.04         | \$ 274.51  | \$ -   | \$ 618.69                               | \$ 893.20                                   | \$ 69.36   | \$ 14.76   | \$ 809.08                                     |
| Jacobs, Jo Anne                                  | 53-09-02-400-003-125-015 | 2309   | 1A              | N  | \$ 266,900             | \$ 3,000                             | \$ 263,900        | \$ 1.5790                             | \$ 2.3198                | \$ 4,166.98        | \$ 6,251.99         | \$ 669.86  | \$ -   | \$ 1,415.16                             | \$ 2,085.01                                 | \$ 69.36   | \$ 22.20   | \$ 1,993.45                                   |
| Herr, Nathan                                     | 53-09-01-211-030-000-015 |        | 1A              | N  | \$ 133,300             | \$ 78,905                            | \$ 54,395         | \$ 1.5790                             | \$ 2.3198                | \$ 828.40          | \$ 1,363.08         | \$ 146.04  | \$ -   | \$ 388.64                               | \$ 534.68                                   | \$ 69.36   | \$ 22.20   | \$ 443.12                                     |
| Inman, Dennis R & Irene E                        | 53-09-01-302-015-000-015 |        | 1A              | N  | \$ 91,500              | \$ -                                 | \$ 91,500         | \$ 1.5790                             | \$ 2.3198                | \$ 1,444.78        | \$ 2,148.29         | \$ 230.17  | \$ -   | \$ 473.33                               | \$ 703.51                                   | \$ 69.36   | \$ 22.20   | \$ 611.95                                     |
| Stille, Diana E                                  | 53-09-02-100-001-000-015 |        | 1A              | N  | \$ 129,300             | \$ 77,330                            | \$ 51,970         | \$ 1.5790                             | \$ 2.3198                | \$ 791.48          | \$ 1,302.31         | \$ 139.53  | \$ -   | \$ 371.30                               | \$ 510.83                                   | \$ 69.36   | \$ 22.20   | \$ 419.27                                     |
| LTB Holdings LLC                                 | 53-09-12-300-031-000-015 |        | 1A              | N  | \$ 189,500             | \$ -                                 | \$ 189,500        | \$ 1.5790                             | \$ 2.3198                | \$ 2,992.20        | \$ 4,455.95         | \$ 477.42  | \$ -   | \$ 986.32                               | \$ 1,463.75                                 | \$ 69.36   | \$ 37.08   | \$ 1,357.31                                   |
| Baker, Eugene                                    | 53-09-01-213-013-000-015 |        | 1A              | N  | \$ 130,600             | \$ 3,000                             | \$ 127,600        | \$ 1.5790                             | \$ 2.3198                | \$ 2,014.80        | \$ 3,018.26         | \$ 323.39  | \$ -   | \$ 680.08                               | \$ 1,003.46                                 | \$ 69.36   | \$ 14.76   | \$ 919.34                                     |
| Blake, Tadd A & Lanelle Joyce                    | 53-09-01-212-026-000-015 |        | 1A              | N  | \$ 164,000             | \$ 89,335                            | \$ 74,665         | \$ 1.5790                             | \$ 2.3198                | \$ 499.16          | \$ 1,871.03         | \$ 200.47  | \$ -   | \$ 1,171.40                             | \$ 1,371.87                                 | \$ 69.36   | \$ 22.20   | \$ 1,280.31                                   |
| Martin, Joyce M                                  | 53-09-01-209-013-000-015 |        | 1A              | N  | \$ 136,500             | \$ 77,025                            | \$ 59,475         | \$ 1.5790                             | \$ 2.3198                | \$ 905.76          | \$ 1,490.38         | \$ 159.68  | \$ -   | \$ 424.94                               | \$ 584.62                                   | \$ 69.36   | \$ 14.76   | \$ 500.50                                     |
| Homeland Design LLC                              | 53-09-12-300-065-000-015 |        | 1A              | N  | \$ 30,000              | \$ -                                 | \$ 30,000         | \$ 1.5790                             | \$ 2.3198                | \$ 473.70          | \$ 779.45           | \$ 83.51   | \$ -   | \$ 222.24                               | \$ 305.75                                   | \$ 69.36   | \$ 14.76   | \$ 221.63                                     |
| Keller, Lawrence J.                              | 53-09-01-211-031-000-015 |        | 1A              | N  | \$ 157,000             | \$ -                                 | \$ 157,000        | \$ 1.5790                             | \$ 2.3198                | \$ 2,479.04        | \$ 3,686.13         | \$ 394.94  | \$ -   | \$ 812.15                               | \$ 1,207.09                                 | \$ -   | \$ -   | \$ 1,207.09                                   |
| Milhoan, Gary & Barb                             | 53-09-01-302-006-000-015 |        | 1A              | N  | \$ 101,700             | \$ -                                 | \$ 101,700        | \$ 1.5790                             | \$ 2.3198                | \$ 1,605.84        | \$ 2,389.02         | \$ 255.97  | \$ -   | \$ 527.21                               | \$ 783.18                                   | \$ 69.36   | \$ 14.76   | \$ 699.06                                     |
| Payne, Lisa C                                    | 53-09-01-211-025-000-015 |        | 1A              | N  | \$ 123,500             | \$ 75,300                            | \$ 48,200         | \$ 1.5790                             | \$ 2.3198                | \$ 734.04          | \$ 1,207.84         | \$ 129.41  | \$ -   | \$ 344.39                               | \$ 473.80                                   | \$ 69.36   | \$ 22.20   | \$ 382.24                                     |
| Johnson, Reid Cole                               | 53-09-01-209-009-000-015 |        | 1A              | N  | \$ 162,100             | \$ 88,985                            | \$ 73,115         | \$ 1.5790                             | \$ 2.3198                | \$ 1,113.48        | \$ 1,832.19         | \$ 196.31  | \$ -   | \$ 522.40                               | \$ 718.71                                   | \$ 69.36   | \$ 14.76   | \$ 634.59                                     |
| Reyes, Julio Victor & Kati Lynn                  | 53-09-01-209-056-000-015 |        | 1A              | N  | \$ 178,100             | \$ 94,585                            | \$ 83,515         | \$ 1.5790                             | \$ 2.3198                | \$ 1,271.88        | \$ 2,084.80         | \$ 223.38  | \$ -   | \$ 589.54                               | \$ 812.92                                   | \$ 69.36   |  |   |

# City of Bloomington

## Area #1A: South-West Annexation Area - Tax Impacts Analysis

Note (1): This section shows the inc/(dec) in tax bills due to differences between township fire protection rates and the Monroe Fire Protection District fire rate

| Owner Name  | Parcel #                 | Waiver | Annexation Area | AG | 2020 Pay 2021 Gross AV | 2020 Pay 2021 Deductions /Exemptions | 2020 Pay 2021 NAV | Pre-Annex 2020 Pay 2021 Prop Tax Rate | Post-Annex Prop Tax Rate | Pre-Annex Tax Bill | Post-Annex Tax Bill | Net Tax Bill Increase Due Solely to AV Growth (12%-Aggregate over 4 years) | Net Tax Bill Increase Due to Difference Between Fire Rates (1) | Net Tax Bill Increase Due to Annexation | Total Post-Annexation Net Tax Bill Increase | Benefit 1 Yearly Sewer Bill Savings (@ 4000 Gal/Month) | Benefit 2 Yearly Fire Protection (Water Surcharge) Savings | Post-Annex Tax Bill Inc/(Dec) Net of Benefits |
|---|--------------------------|--------|-----------------|----|------------------------|--------------------------------------|-------------------|---------------------------------------|--------------------------|--------------------|---------------------|--|--|---|---|--|--|---|
| Liu, Yan Hua  | 53-09-12-201-023.000-015 |        | 1A              | N  | \$ 160,300             | \$ 88,005                            | \$ 72,295         | \$ 1.5790                             | \$ 2.3198                | \$ 1,101.00        | \$ 1,811.63         | \$ 194.10  | \$ -   | \$ 516.53                               | \$ 710.63                                   | \$ 69.36   | \$ 14.76   | \$ 626.51                                     |
| Githiri, Virginia T                                       | 53-09-01-213-031.000-015 |        | 1A              | N  | \$ 184,300             | \$ 96,755                            | \$ 87,545         | \$ 1.5790                             | \$ 2.3198                | \$ 1,333.24        | \$ 2,158.57         | \$ 231.27  | \$ -   | \$ 594.07                               | \$ 825.33                                   | \$ 69.36   | \$ 14.76   | \$ 741.21                                     |
| Hall, James Leroy   | 53-09-01-302-007.000-015 |        | 1A              | N  | \$ 121,700             | \$ 74,845                            | \$ 46,855         | \$ 1.5790                             | \$ 2.3198                | \$ 713.56          | \$ 1,174.15         | \$ 125.81  | \$ -   | \$ 334.78                               | \$ 460.59                                   | \$ -   | \$ -   | \$ 460.59                                     |
| Holmstrom, Clay D   | 53-04-25-300-010.000-011 | 1808   | 1A              | N  | \$ 183,900             | \$ 67,810                            | \$ 116,090        | \$ 1.7781                             | \$ 2.4986                | \$ 2,039.44        | \$ 3,209.81         | \$ 343.91  | \$ -   | \$ 826.46                               | \$ 1,170.37                                 | \$ 69.36   | \$ 22.20   | \$ 1,078.81                                   |
| Board Of Commissioners Monroe County, The                 | 53-04-25-300-014.000-011 |        | 1A              | N  | \$ -                   | \$ -                                 | \$ -              | \$ 1.7781                             | \$ 2.4986                | \$ -               | \$ -                | \$ -   | \$ -   | \$ -                                    | \$ -  | \$ -   | \$ -   | \$ -  |
| Comingore, Scott Edward                                   | 53-04-36-303-092.000-011 |        | 1A              | N  | \$ 166,700             | \$ 87,595                            | \$ 79,105         | \$ 1.7781                             | \$ 2.4986                | \$ 1,353.38        | \$ 1,867.05         | \$ 200.05  | \$ -   | \$ 313.62                               | \$ 513.67                                   | \$ 69.36   | \$ 22.20   | \$ 422.11                                     |
| Johnson, Kathie & Greg S                                  | 53-04-36-301-011.000-011 |        | 1A              | N  | \$ 116,400             | \$ 86,990                            | \$ 29,410         | \$ 1.7781                             | \$ 2.4986                | \$ 239.14          | \$ 243.92           | \$ -   | \$ -   | \$ 4.78                                 | \$ 4.78                                     | \$ 69.36   | \$ 22.20   | \$ (86.78)                                    |
| Futurity Real Estate Investments, LLC                     | 53-00-72-224-000.000-011 |        | 1A              | N  | \$ 135,800             | \$ -                                 | \$ 135,800        | \$ 1.7781                             | \$ 2.4986                | \$ 2,414.66        | \$ 3,080.45         | \$ 330.05  | \$ -   | \$ 335.75                               | \$ 665.79                                   | \$ 69.36   | \$ 22.20   | \$ 574.23                                     |
| Munger, Darla Kay   | 53-04-36-303-066.000-011 |        | 1A              | N  | \$ 127,400             | \$ 89,320                            | \$ 38,080         | \$ 1.7781                             | \$ 2.4986                | \$ 651.48          | \$ 1,025.36         | \$ 109.87  | \$ -   | \$ 264.01                               | \$ 373.88                                   | \$ 69.36   | \$ 22.20   | \$ 282.32                                     |
| Jacobs, Larry D & Debra C                                 | 53-09-01-213-026.000-015 |        | 1A              | N  | \$ 134,400             | \$ 76,290                            | \$ 58,110         | \$ 1.5790                             | \$ 2.3198                | \$ 884.98          | \$ 1,456.18         | \$ 156.02  | \$ -   | \$ 415.19                               | \$ 571.20                                   | \$ 69.36   | \$ 14.76   | \$ 487.08                                     |
| Freeman, Keith A & Kristina A                             | 53-09-12-201-012.000-015 |        | 1A              | N  | \$ 150,800             | \$ 85,300                            | \$ 65,770         | \$ 1.5790                             | \$ 2.3198                | \$ 1,001.64        | \$ 1,648.12         | \$ 176.58  | \$ -   | \$ 469.90                               | \$ 646.48                                   | \$ 69.36   | \$ 14.76   | \$ 562.36                                     |
| Arnett, Richard R & Irene                                 | 53-09-02-101-011.000-015 |        | 1A              | N  | \$ 210,200             | \$ 105,715                           | \$ 104,485        | \$ 1.5790                             | \$ 2.3198                | \$ 1,591.24        | \$ 2,463.57         | \$ 263.95  | \$ -   | \$ 608.38                               | \$ 872.33                                   | \$ 69.36   | \$ 22.20   | \$ 780.77                                     |
| Boruff, Donald & Lucille J.                               | 53-09-01-209-055.000-015 |        | 1A              | N  | \$ 155,300             | \$ 97,605                            | \$ 57,695         | \$ 1.5790                             | \$ 2.3198                | \$ 533.78          | \$ 544.46           | \$ -   | \$ -   | \$ 10.68                                | \$ 10.68                                    | \$ 69.36   | \$ 14.76   | \$ (73.44)                                    |
| Smith, Samuel J & Abigail L                               | 53-09-01-211-015.000-015 |        | 1A              | N  | \$ 145,400             | \$ 83,140                            | \$ 62,260         | \$ 1.5790                             | \$ 2.3198                | \$ 948.18          | \$ 1,560.17         | \$ 167.16  | \$ -   | \$ 444.83                               | \$ 611.99                                   | \$ 69.36   | \$ 22.20   | \$ 520.43                                     |
| Beck, Christopher D & Sarah P                             | 53-09-11-102-029.000-015 |        | 1A              | N  | \$ 255,800             | \$ 121,710                           | \$ 134,090        | \$ 1.5790                             | \$ 2.3198                | \$ 2,042.08        | \$ 3,007.35         | \$ 322.22  | \$ -   | \$ 643.05                               | \$ 965.27                                   | \$ -   | \$ -   | \$ 965.27                                     |
| Carter, Robert K & Ruth Ann                               | 53-09-11-102-006.000-015 | 1746   | 1A              | N  | \$ 201,200             | \$ 102,495                           | \$ 98,705         | \$ 1.5790                             | \$ 2.3198                | \$ 1,503.20        | \$ 2,354.31         | \$ 252.25  | \$ -   | \$ 598.85                               | \$ 851.11                                   | \$ -   | \$ -   | \$ 851.11                                     |
| Dallas, Sheri A & Rhett Matthew                           | 53-09-11-102-019.000-015 | 1744   | 1A              | N  | \$ 214,400             | \$ 107,290                           | \$ 107,110        | \$ 1.5790                             | \$ 2.3198                | \$ 1,631.20        | \$ 2,516.80         | \$ 269.65  | \$ -   | \$ 615.95                               | \$ 885.60                                   | \$ -   | \$ -   | \$ 885.60                                     |
| Myers, Robert M & Alisica D                               | 53-09-11-102-024.000-015 | 2150   | 1A              | N  | \$ 232,500             | \$ 113,205                           | \$ 119,295        | \$ 1.5790                             | \$ 2.3198                | \$ 1,816.78        | \$ 2,719.22         | \$ 291.34  | \$ -   | \$ 611.10                               | \$ 902.44                                   | \$ -   | \$ -   | \$ 902.44                                     |
| Hagerty, Nathan J & Tanya K                               | 53-09-11-102-025.000-015 | 1746   | 1A              | N  | \$ 210,800             | \$ 105,855                           | \$ 104,945        | \$ 1.5790                             | \$ 2.3198                | \$ 1,598.24        | \$ 2,468.54         | \$ 264.48  | \$ -   | \$ 605.82                               | \$ 870.30                                   | \$ -   | \$ -   | \$ 870.30                                     |
| Sowapark, Montalee  | 53-09-11-102-002.000-015 | 1692   | 1A              | N  | \$ 233,300             | \$ 113,730                           | \$ 119,570        | \$ 1.5790                             | \$ 2.3198                | \$ 1,820.96        | \$ 2,736.32         | \$ 293.17  | \$ -   | \$ 622.19                               | \$ 915.36                                   | \$ -   | \$ -   | \$ 915.36                                     |
| Wilbur, Linda Sue & Jochim, Jerald M                      | 53-09-11-102-005.000-015 | 2096   | 1A              | N  | \$ 238,900             | \$ 115,690                           | \$ 123,210        | \$ 1.5790                             | \$ 2.3198                | \$ 1,876.40        | \$ 2,802.97         | \$ 300.31  | \$ -   | \$ 626.25                               | \$ 926.57                                   | \$ -   | \$ -   | \$ 926.57                                     |
| Conley, Benjamin Ryan & Stephanie                         | 53-09-11-102-009.000-015 | 2137   | 1A              | N  | \$ 228,000             | \$ 119,050                           | \$ 108,950        | \$ 1.5790                             | \$ 2.3198                | \$ 1,659.24        | \$ 2,671.11         | \$ 286.19  | \$ -   | \$ 725.68                               | \$ 1,011.87                                 | \$ -   | \$ -   | \$ 1,011.87                                   |
| Kay, Tamara L & Christopher Crabtree                      | 53-09-11-102-020.000-015 | 2049   | 1A              | N  | \$ 206,200             | \$ 104,420                           | \$ 101,780        | \$ 1.5790                             | \$ 2.3198                | \$ 1,550.04        | \$ 2,419.22         | \$ 259.21  | \$ -   | \$ 609.97                               | \$ 869.18                                   | \$ -   | \$ -   | \$ 869.18                                     |
| Pennington, Ronald A                                      | 53-09-11-102-008.000-015 |        | 1A              | N  | \$ 184,900             | \$ 96,965                            | \$ 87,935         | \$ 1.5790                             | \$ 2.3198                | \$ 1,339.18        | \$ 2,165.72         | \$ 232.04  | \$ -   | \$ 594.50                               | \$ 826.54                                   | \$ -   | \$ -   | \$ 826.54                                     |
| Hunter, Susan J & Richard W                               | 53-09-11-102-007.000-015 |        | 1A              | N  | \$ 209,100             | \$ 105,120                           | \$ 103,980        | \$ 1.5790                             | \$ 2.3198                | \$ 1,583.54        | \$ 2,444.00         | \$ 261.86  | \$ -   | \$ 598.59                               | \$ 860.46                                   | \$ -   | \$ -   | \$ 860.46                                     |
| Pursell, Robert G & Miranda L                             | 53-09-11-102-018.000-015 |        | 1A              | N  | \$ 255,200             | \$ 117,545                           | \$ 137,655        | \$ 1.5790                             | \$ 2.3198                | \$ 2,101.16        | \$ 3,089.59         | \$ 331.03  | \$ -   | \$ 657.40                               | \$ 988.43                                   | \$ -   | \$ -   | \$ 988.43                                     |
| Leonard, Larry W & Stephanie A                            | 53-09-11-102-023.000-015 | 2056   | 1A              | N  | \$ 191,000             | \$ 99,100                            | \$ 91,900         | \$ 1.5790                             | \$ 2.3198                | \$ 1,399.56        | \$ 2,238.32         | \$ 239.82  | \$ -   | \$ 598.94                               | \$ 838.76                                   | \$ -   | \$ -   | \$ 838.76                                     |
| Spice, J Brian & Melinda D                                | 53-09-11-102-001.000-015 | 2109   | 1A              | N  | \$ 247,700             | \$ 118,595                           | \$ 129,105        | \$ 1.5790                             | \$ 2.3198                | \$ 1,966.18        | \$ 2,902.30         | \$ 310.97  | \$ -   | \$ 625.15                               | \$ 936.12                                   | \$ -   | \$ -   | \$ 936.12                                     |
| Fesler, Jonathon B  | 53-09-11-102-012.000-015 | 2019   | 1A              | N  | \$ 219,200             | \$ 101,665                           | \$ 117,535        | \$ 1.5790                             | \$ 2.3198                | \$ 1,796.88        | \$ 2,750.35         | \$ 294.68  | \$ -   | \$ 658.80                               | \$ 953.47                                   | \$ -   | \$ -   | \$ 953.47                                     |
| Potter, Maureen E   | 53-09-11-103-010.000-015 | 1976   | 1A              | N  | \$ 207,800             | \$ 101,980                           | \$ 105,820        | \$ 1.5790                             | \$ 2.3198                | \$ 1,611.56        | \$ 2,441.48         | \$ 261.58  | \$ -   | \$ 568.34                               | \$ 829.92                                   | \$ -   | \$ -   | \$ 829.92                                     |
| Tucker, William A & Julia E                               | 53-09-11-103-012.000-015 | 1998   | 1A              | N  | \$ 259,900             | \$ 121,920                           | \$ 137,980        | \$ 1.5790                             | \$ 2.3198                | \$ 2,101.72        | \$ 3,035.70         | \$ 325.26  | \$ -   | \$ 608.72                               | \$ 933.98                                   | \$ -   | \$ -   | \$ 933.98                                     |
| Crum, Benjamin W & Michal L                               | 53-09-11-103-009.000-015 | 2110   | 1A              | N  | \$ 240,700             | \$ 114,570                           | \$ 126,130        | \$ 1.5790                             | \$ 2.3198                | \$ 1,922.28        | \$ 2,832.54         | \$ 303.49  | \$ -   | \$ 606.77                               | \$ 910.26                                   | \$ -   | \$ -   | \$ 910.26                                     |
| Rajaravivarma,Omshri                                      | 53-09-11-103-014.000-015 | 1940   | 1A              | N  | \$ 227,600             | \$ 111,385                           | \$ 116,215        | \$ 1.5790                             | \$ 2.3198                | \$ 1,769.88        | \$ 2,657.67         | \$ 284.75  | \$ -   | \$ 603.04                               | \$ 887.79                                   | \$ -   | \$ -   | \$ 887.79                                     |
| Cook, Peter T Revocable Living Trust                      | 53-09-11-103-001.000-015 | 2450   | 1A              | N  | \$ 224,400             | \$ 110,440                           | \$ 113,960        | \$ 1.5790                             | \$ 2.3198                | \$ 1,735.52        | \$ 2,624.99         | \$ 281.25  | \$ -   | \$ 608.22                               | \$ 889.47                                   | \$ -   | \$ -   | \$ 889.47                                     |
| Linn, David C w//e; Linn, David Peter w//e; & Linn, Ethan | 53-09-01-212-022.000-015 |        | 1A              | N  | \$ 152,000             | \$ -                                 | \$ 152,000        | \$ 1.5790                             | \$ 2.3198                | \$ 2,400.08        | \$ 3,571.24         | \$ 382.63  | \$ -   | \$ 788.53                               | \$ 1,171.16                                 | \$ 69.36   | \$ 37.08   | \$ 1,064.72                                   |
| Davis, Donald F Sr & Rosemary W                           | 53-09-01-209-024.000-015 |        | 1A              | N  | \$ 168,200             | \$ 88,120                            | \$ 80,080         | \$ 1.5790                             | \$ 2.3198                | \$ 1,219.56        | \$ 1,970.22         | \$ 211.10  | \$ -   | \$ 539.56                               | \$ 750.66                                   | \$ 69.36   | \$ 14.76   | \$ 666.54                                     |
| Allen, Donald S   | 53-09-01-213-011.000-015 |        | 1A              | N  | \$ 113,200             | \$ -                                 | \$ 113,200        | \$ 1.5790                             | \$ 2.3198                | \$ 1,787.44        | \$ 2,657.77         | \$ 284.76  | \$ -   | \$ 585.57                               | \$ 870.33                                   | \$ 69.36   | \$ 14.76   | \$ 786.21                                     |
| Arthur, Linda M W / L / E Esther L Parsons                | 53-09-01-202-031.000-015 |        | 1A              | N  | \$ 166,400             | \$ 101,490                           | \$ 64,910         | \$ 1.5790                             | \$ 2.3198                | \$ 449.36          | \$ 458.35           | \$ -   | \$ -   | \$ 8.99                                 | \$ 8.99                                     | \$ 69.36   | \$ 14.76   | \$ (75.13)                                    |
| Wellman, James Bradley & Else Fields                      | 53-09-03-103-002.000-015 | 2273   | 1A              | N  | \$ 175,800             | \$ 93,430                            | \$ 82,370         | \$ 1.5790                             | \$ 2.3198                | \$ 1,254.44        | \$ 2,046.59         | \$ 219.27  | \$ -   | \$ 572.88                               | \$ 792.15                                   | \$ 69.36   | \$ 22.20   | \$ 700.59                                     |
| Reschke, Det Jef A & Laura                                | 53-01-63-041-125.000-015 | 2332   | 1A              | N  | \$ 171,900             | \$ 92,415                            | \$ 79,485         | \$ 1.5790                             | \$ 2.3198                | \$ 1,210.50        | \$ 1,991.81         | \$ 213.40  | \$ -   | \$ 567.91                               | \$ 781.31                                   | \$ 69.36   | \$ 22.20   | \$ 689.75                                     |
| Huffman, Michael K & Lorrie J                             | 53-01-63-041-126.000-015 | 2331   | 1A              | N  | \$ 171,900             | \$ 92,415                            | \$ 79,485         | \$ 1.5790                             | \$ 2.3198                | \$ 1,210.50        | \$ 1,991.81         | \$ 213.40  | \$ -   | \$ 567.91                               | \$ 781.31                                   | \$ 69.36   | \$ 22.20   | \$ 689.75                                     |
| Locasto, Christina  | 53-01-63-041-127.000-015 | 2333   | 1A              | N  | \$ 176,500             | \$ 94,025                            | \$ 82,475         | \$ 1.5790                             | \$ 2.3198                | \$ 1,256.04        | \$ 2,065.75         | \$ 221.33  | \$ -   | \$ 588.38                               | \$ 809.71                                   | \$ -   | \$ -   | \$ 809.71                                     |
| Glasscock, Glenn E & Marnee J                             | 53-01-63-041-128.000-015 | 2330   | 1A              | N  | \$ 176,500             | \$ 94,025                            | \$ 82,475         | \$ 1.5790                             | \$ 2.3198                | \$ 1,256.04        | \$ 2,065.75         | \$ 221.33  | \$ -   | \$ 588.38                               | \$ 809.71                                   | \$ 69.36   | \$ 22.20   | \$ 718.15                                     |
| Skirvin, Larry E & Debra K                                | 53-01-63-041-129.000-015 | 2331   | 1A              | N  | \$ 180,400             | \$ 107,870                           | \$ 72,530         | \$ 1.5790                             | \$ 2.3198                | \$ 1,104.58        | \$ 1,817.54         | \$ 194.74  | \$ -   | \$ 518.21                               | \$ 712.96                                   | \$ -   | \$ -   | \$ 712.96                                     |
| West, Clarence  | 53-01-63-041-130.000-015 | 2331   | 1A              | N  | \$ 180,900             | \$ 95,565                            | \$ 85,335         | \$ 1.5790                             | \$ 2.3198                | \$ 1,299.60        | \$ 2,118.11         | \$ 226.94  | \$ -   | \$ 591.58                               | \$ 818.51                                   | \$ -   | \$ -   | \$ 818.51                                     |
| Goode, Jeffrey L  | 53-01-63-041-131.000-015 | 2331   | 1A              | N  | \$ 173,700             | \$ 93,045                            | \$ 80,655         | \$ 1.5790                             | \$ 2.3198                | \$ 1,228.32        | \$ 2,021.14         | \$ 216.56  | \$ -   | \$ 576.26                               | \$ 792.82                                   | \$ -   | \$ -   | \$ 792.82                                     |
| Roberts, Erin E   | 53-01-63-041-132.000-015 | 2331   | 1A              | N  | \$ 173,700             | \$ 90,045                            | \$ 83,655         | \$ 1.5790                             | \$ 2.3198                | \$ 1,274.00        | \$ 2,035.68         | \$ 218.12  | \$ -   | \$ 543.56                               | \$ 761.68                                   | \$ -   | \$ -   | \$ 761.68                                     |
| Rotino, Tony R & Tammy J                                  | 53-01-63-041-133.000-015 | 2331   | 1A              | N  | \$ 173,700             | \$ 93,045                            | \$ 80,655         | \$ 1.5790                             | \$ 2.3198                | \$ 1,228.32        | \$ 2,021.14         | \$ 216.56  | \$ -   | \$ 576.26                               | \$ 792.82                                   | \$ -   | \$ -   | \$ 792.82                                     |
| Downs, L  |                          |        |                 |    |                        |                                      |                   |                                       |                          |                    |                     |  |  |   |   |  |  |   |



# City of Bloomington

## Area #1A: South-West Annexation Area - Tax Impacts Analysis

Note (1): This section shows the inc/(dec) in tax bills due to differences between township fire protection rates and the Monroe Fire Protection District fire rate

| Owner Name   | Parcel #                 | Waiver | Annexation Area | AG | 2020 Pay 2021 Gross AV | 2020 Pay 2021 Deductions /Exemptions | 2020 Pay 2021 NAV | Pre-Annex 2020 Pay 2021 Prop Tax Rate | Post-Annex Prop Tax Rate | Pre-Annex Tax Bill | Post-Annex Tax Bill | Net Tax Bill Increase Due Solely to AV Growth (12%-Aggregate over 4 years) | Net Tax Bill Increase Due to Difference Between Fire Rates (1) | Net Tax Bill Increase Due to Annexation | Total Post-Annexation Net Tax Bill Increase | Benefit 1 Yearly Sewer Bill Savings (@ 4000 Gal/Month) | Benefit 2 Yearly Fire Protection (Water Surcharge) Savings | Post-Annex Tax Bill Inc/(Dec) Net of Benefits |
|--|--------------------------|--------|-----------------|----|------------------------|--------------------------------------|-------------------|---------------------------------------|--------------------------|--------------------|---------------------|--|--|---|---|--|--|---|
| Meyer, Jessica E                                   | 53-01-63-041-139.000-015 | 2331   | 1A              | N  | \$ 184,200             | \$ 96,720                            | \$ 87,480         | \$ 1.5790                             | \$ 2.3198                | \$ 1,332.26        | \$ 2,157.40         | \$ 231.16  | \$ -   | \$ 593.98                               | \$ 825.14                                   | \$ -   | \$ -   | \$ 825.14                                     |
| Droppo, Ruth A                                     | 53-01-63-041-140.000-015 | 2331   | 1A              | N  | \$ 184,200             | \$ 96,720                            | \$ 87,480         | \$ 1.5790                             | \$ 2.3198                | \$ 1,332.26        | \$ 2,157.40         | \$ 231.16  | \$ -   | \$ 593.98                               | \$ 825.14                                   | \$ -   | \$ -   | \$ 825.14                                     |
| Hover, Betsy A                                     | 53-01-63-041-150.000-015 | 2331   | 1A              | N  | \$ 179,800             | \$ 95,180                            | \$ 84,620         | \$ 1.5790                             | \$ 2.3198                | \$ 1,288.70        | \$ 2,105.02         | \$ 225.53  | \$ -   | \$ 590.79                               | \$ 816.32                                   | \$ -   | \$ -   | \$ 816.32                                     |
| Wible, Dale H & Amy D                              | 53-01-63-041-151.000-015 | 2331   | 1A              | N  | \$ 163,600             | \$ 89,510                            | \$ 74,090         | \$ 1.5790                             | \$ 2.3198                | \$ 1,128.34        | \$ 1,856.63         | \$ 198.93  | \$ -   | \$ 529.36                               | \$ 728.29                                   | \$ 69.36   | \$ 22.20   | \$ 636.73                                     |
| Brown, Teretha J                                   | 53-01-63-041-152.000-015 | 2331   | 1A              | N  | \$ 163,600             | \$ 89,510                            | \$ 74,090         | \$ 1.5790                             | \$ 2.3198                | \$ 1,128.34        | \$ 1,856.63         | \$ 198.93  | \$ -   | \$ 529.36                               | \$ 728.29                                   | \$ 69.36   | \$ 22.20   | \$ 636.73                                     |
| Falkenthal Family Trust                            | 53-01-63-041-154.000-015 | 2331   | 1A              | N  | \$ 210,600             | \$ 102,960                           | \$ 107,640        | \$ 1.5790                             | \$ 2.3198                | \$ 1,639.28        | \$ 2,474.82         | \$ 265.16  | \$ -   | \$ 570.38                               | \$ 835.54                                   | \$ -   | \$ -   | \$ 835.54                                     |
| McGill, Kelly L                                    | 53-01-63-041-155.000-015 | 2331   | 1A              | N  | \$ 163,600             | \$ 89,510                            | \$ 74,090         | \$ 1.5790                             | \$ 2.3198                | \$ 1,128.34        | \$ 1,856.63         | \$ 198.93  | \$ -   | \$ 529.36                               | \$ 728.29                                   | \$ 69.36   | \$ 22.20   | \$ 636.73                                     |
| Fulford, Mary L                                    | 53-01-63-041-156.000-015 | 2331   | 1A              | N  | \$ 163,600             | \$ 89,510                            | \$ 74,090         | \$ 1.5790                             | \$ 2.3198                | \$ 1,128.34        | \$ 1,856.63         | \$ 198.93  | \$ -   | \$ 529.36                               | \$ 728.29                                   | \$ 69.36   | \$ 22.20   | \$ 636.73                                     |
| Richardson, Betty J                                | 53-01-63-041-157.000-015 | 2331   | 1A              | N  | \$ 161,500             | \$ 88,775                            | \$ 72,725         | \$ 1.5790                             | \$ 2.3198                | \$ 1,107.56        | \$ 1,822.41         | \$ 195.26  | \$ -   | \$ 519.60                               | \$ 714.85                                   | \$ -   | \$ -   | \$ 714.85                                     |
| Sego, Daphne D & Barry L                           | 53-01-63-041-158.000-015 | 2331   | 1A              | N  | \$ 161,500             | \$ 85,775                            | \$ 75,725         | \$ 1.5790                             | \$ 2.3198                | \$ 1,153.24        | \$ 1,890.47         | \$ 202.55  | \$ -   | \$ 534.68                               | \$ 737.23                                   | \$ -   | \$ -   | \$ 737.23                                     |
| McMillan, Morgan & Paola M Hernandez               | 53-01-63-041-159.000-015 | 2331   | 1A              | N  | \$ 172,800             | \$ 92,730                            | \$ 80,070         | \$ 1.5790                             | \$ 2.3198                | \$ 1,219.40        | \$ 2,006.46         | \$ 214.97  | \$ -   | \$ 572.09                               | \$ 787.06                                   | \$ -   | \$ -   | \$ 787.06                                     |
| Yukawa, Richard K                                  | 53-01-63-041-160.000-015 | 2331   | 1A              | N  | \$ 172,800             | \$ 92,730                            | \$ 80,070         | \$ 1.5790                             | \$ 2.3198                | \$ 1,219.40        | \$ 2,006.46         | \$ 214.97  | \$ -   | \$ 572.09                               | \$ 787.06                                   | \$ -   | \$ -   | \$ 787.06                                     |
| Snoddy, Catherine H                                | 53-01-63-041-161.000-015 | 2331   | 1A              | N  | \$ 171,600             | \$ 92,310                            | \$ 79,290         | \$ 1.5790                             | \$ 2.3198                | \$ 1,207.52        | \$ 1,986.93         | \$ 212.89  | \$ -   | \$ 566.52                               | \$ 779.41                                   | \$ 69.36   | \$ 22.20   | \$ 687.85                                     |
| de Oliveira, Mazias Jr                             | 53-01-63-041-162.000-015 | 2331   | 1A              | N  | \$ 171,600             | \$ 92,310                            | \$ 79,290         | \$ 1.5790                             | \$ 2.3198                | \$ 1,207.52        | \$ 1,986.93         | \$ 212.89  | \$ -   | \$ 566.52                               | \$ 779.41                                   | \$ 69.36   | \$ 22.20   | \$ 687.85                                     |
| Au-Yeung, Mei-Yung                                 | 53-01-63-041-165.000-015 | 2331   | 1A              | N  | \$ 166,500             | \$ 87,525                            | \$ 78,975         | \$ 1.5790                             | \$ 2.3198                | \$ 1,202.74        | \$ 1,949.98         | \$ 208.93  | \$ -   | \$ 538.31                               | \$ 747.24                                   | \$ 69.36   | \$ 22.20   | \$ 655.68                                     |
| Hung, Johnny Y                                     | 53-01-63-041-166.000-015 | 2331   | 1A              | N  | \$ 166,300             | \$ 90,455                            | \$ 75,845         | \$ 1.5790                             | \$ 2.3198                | \$ 1,155.06        | \$ 1,900.59         | \$ 203.63  | \$ -   | \$ 541.90                               | \$ 745.53                                   | \$ 69.36   | \$ 22.20   | \$ 653.97                                     |
| Ray, Mary  | 53-01-63-041-167.000-015 | 2331   | 1A              | N  | \$ 165,100             | \$ 90,035                            | \$ 75,065         | \$ 1.5790                             | \$ 2.3198                | \$ 1,143.20        | \$ 1,881.06         | \$ 201.55  | \$ -   | \$ 536.31                               | \$ 737.86                                   | \$ 69.36   | \$ 22.20   | \$ 646.30                                     |
| Lombard, Max S & Jean C                            | 53-01-63-041-168.000-015 | 2331   | 1A              | N  | \$ 165,100             | \$ -                                 | \$ 165,100        | \$ 1.5790                             | \$ 2.3198                | \$ 2,606.92        | \$ 3,876.31         | \$ 415.32  | \$ -   | \$ 854.07                               | \$ 1,269.39                                 | \$ 69.36   | \$ 22.20   | \$ 1,177.83                                   |
| Partenheimer, Channing J & Roberta J               | 53-01-63-041-176.000-015 | 2331   | 1A              | N  | \$ 163,000             | \$ 86,300                            | \$ 76,700         | \$ 1.5790                             | \$ 2.3198                | \$ 1,168.08        | \$ 1,908.33         | \$ 204.46  | \$ -   | \$ 535.78                               | \$ 740.25                                   | \$ 69.36   | \$ 22.20   | \$ 648.69                                     |
| McAdams, Ian, Lu, Mengya                           | 53-01-63-041-177.000-015 | 2331   | 1A              | N  | \$ 156,600             | \$ 87,060                            | \$ 69,540         | \$ 1.5790                             | \$ 2.3198                | \$ 1,059.04        | \$ 1,742.61         | \$ 186.71  | \$ -   | \$ 496.86                               | \$ 683.57                                   | \$ 69.36   | \$ 22.20   | \$ 592.01                                     |
| Everett, Daniel & Phyllis A                        | 53-01-63-041-178.000-015 | 2331   | 1A              | N  | \$ 163,300             | \$ 114,365                           | \$ 48,935         | \$ 1.5790                             | \$ 2.3198                | \$ 745.24          | \$ 1,226.26         | \$ 131.38  | \$ -   | \$ 349.64                               | \$ 481.02                                   | \$ 69.36   | \$ 22.20   | \$ 389.46                                     |
| Holmes, Nicholas                                   | 53-01-63-041-179.000-015 | 2331   | 1A              | N  | \$ 170,900             | \$ 92,065                            | \$ 78,835         | \$ 1.5790                             | \$ 2.3198                | \$ 1,200.60        | \$ 1,975.53         | \$ 211.66  | \$ -   | \$ 563.27                               | \$ 774.93                                   | \$ -   | \$ -   | \$ 774.93                                     |
| Culbertson, Shawn D                                | 53-01-63-041-180.000-015 | 2331   | 1A              | N  | \$ 170,900             | \$ 89,065                            | \$ 81,835         | \$ 1.5790                             | \$ 2.3198                | \$ 1,246.28        | \$ 2,002.34         | \$ 214.53  | \$ -   | \$ 541.53                               | \$ 756.06                                   | \$ 69.36   | \$ 22.20   | \$ 664.50                                     |
| Smith, Mabel B                                     | 53-01-63-041-181.000-015 | 2331   | 1A              | N  | \$ 164,100             | \$ 89,685                            | \$ 74,415         | \$ 1.5790                             | \$ 2.3198                | \$ 1,133.28        | \$ 1,864.76         | \$ 199.80  | \$ -   | \$ 531.68                               | \$ 731.48                                   | \$ -   | \$ -   | \$ 731.48                                     |
| Sharkey, Paul A & Patricia J                       | 53-01-63-041-182.000-015 | 2331   | 1A              | N  | \$ 158,600             | \$ -                                 | \$ 158,600        | \$ 1.5790                             | \$ 2.3198                | \$ 2,504.28        | \$ 3,723.70         | \$ 398.97  | \$ -   | \$ 820.45                               | \$ 1,219.42                                 | \$ -   | \$ -   | \$ 1,219.42                                   |
| Hall, Brandon                                      | 53-01-63-041-183.000-015 | 2331   | 1A              | N  | \$ 166,300             | \$ 90,455                            | \$ 75,845         | \$ 1.5790                             | \$ 2.3198                | \$ 1,155.06        | \$ 1,900.59         | \$ 203.63  | \$ -   | \$ 541.90                               | \$ 745.53                                   | \$ -   | \$ -   | \$ 745.53                                     |
| Waraitch, Jasneet K; Singh, Gurmail; Kaur, Amrit P | 53-01-63-041-184.000-015 | 2331   | 1A              | N  | \$ 166,300             | \$ 90,455                            | \$ 75,845         | \$ 1.5790                             | \$ 2.3198                | \$ 1,155.06        | \$ 1,900.59         | \$ 203.63  | \$ -   | \$ 541.90                               | \$ 745.53                                   | \$ -   | \$ -   | \$ 745.53                                     |
| Carrick, Jacob James                               | 53-01-63-041-185.000-015 | 2331   | 1A              | N  | \$ 170,500             | \$ 91,925                            | \$ 78,575         | \$ 1.5790                             | \$ 2.3198                | \$ 1,196.64        | \$ 1,969.01         | \$ 210.97  | \$ -   | \$ 561.40                               | \$ 772.37                                   | \$ -   | \$ -   | \$ 772.37                                     |
| Floyd, Waltera Jane                                | 53-01-63-041-186.000-015 | 2331   | 1A              | N  | \$ 170,500             | \$ 88,925                            | \$ 81,575         | \$ 1.5790                             | \$ 2.3198                | \$ 1,242.32        | \$ 1,997.58         | \$ 214.03  | \$ -   | \$ 541.24                               | \$ 755.26                                   | \$ -   | \$ -   | \$ 755.26                                     |
| Hess, Kristen                                      | 53-01-63-041-187.000-015 | 2331   | 1A              | N  | \$ 172,300             | \$ 92,555                            | \$ 79,745         | \$ 1.5790                             | \$ 2.3198                | \$ 1,214.44        | \$ 1,998.31         | \$ 214.10  | \$ -   | \$ 569.78                               | \$ 783.87                                   | \$ -   | \$ -   | \$ 783.87                                     |
| Combs, Rachel & David                              | 53-01-63-041-188.000-015 | 2331   | 1A              | N  | \$ 172,300             | \$ 92,555                            | \$ 79,745         | \$ 1.5790                             | \$ 2.3198                | \$ 1,214.44        | \$ 1,998.31         | \$ 214.10  | \$ -   | \$ 569.78                               | \$ 783.87                                   | \$ -   | \$ -   | \$ 783.87                                     |
| Rasdall-Lundin, Patricia M                         | 53-01-63-041-189.000-015 | 2331   | 1A              | N  | \$ 178,100             | \$ 94,585                            | \$ 83,515         | \$ 1.5790                             | \$ 2.3198                | \$ 1,271.88        | \$ 2,084.80         | \$ 223.38  | \$ -   | \$ 589.54                               | \$ 812.92                                   | \$ -   | \$ -   | \$ 812.92                                     |
| Holt, Benny J                                      | 53-01-63-041-190.000-015 | 2331   | 1A              | N  | \$ 174,300             | \$ 93,255                            | \$ 81,045         | \$ 1.5790                             | \$ 2.3198                | \$ 1,234.26        | \$ 2,030.90         | \$ 217.59  | \$ -   | \$ 579.06                               | \$ 796.64                                   | \$ -   | \$ -   | \$ 796.64                                     |
| Sears, Jackie Marteena                             | 53-01-63-041-191.000-015 | 2331   | 1A              | N  | \$ 172,500             | \$ 89,625                            | \$ 82,875         | \$ 1.5790                             | \$ 2.3198                | \$ 1,262.12        | \$ 2,021.39         | \$ 216.58  | \$ -   | \$ 542.69                               | \$ 759.27                                   | \$ -   | \$ -   | \$ 759.27                                     |
| McKinney, Rhonda R                                 | 53-01-63-041-192.000-015 | 2331   | 1A              | N  | \$ 167,300             | \$ 90,805                            | \$ 76,495         | \$ 1.5790                             | \$ 2.3198                | \$ 1,164.96        | \$ 1,916.88         | \$ 205.37  | \$ -   | \$ 546.55                               | \$ 751.92                                   | \$ -   | \$ -   | \$ 751.92                                     |
| Alfonso, Remedios K                                | 53-09-02-200-041.000-015 | 1510   | 1A              | N  | \$ 190,800             | \$ 96,030                            | \$ 94,770         | \$ 1.5790                             | \$ 2.3198                | \$ 1,443.28        | \$ 2,239.17         | \$ 239.90  | \$ -   | \$ 555.98                               | \$ 795.89                                   | \$ -   | \$ -   | \$ 795.89                                     |
| Best, David R                                      | 53-09-02-200-079.000-015 | 1510   | 1A              | N  | \$ 191,800             | \$ 99,380                            | \$ 92,420         | \$ 1.5790                             | \$ 2.3198                | \$ 1,407.48        | \$ 2,247.83         | \$ 240.83  | \$ -   | \$ 599.52                               | \$ 840.35                                   | \$ -   | \$ -   | \$ 840.35                                     |
| Tate, James Eric & Connie C                        | 53-09-02-200-016.000-015 | 1510   | 1A              | N  | \$ 191,900             | \$ 99,415                            | \$ 92,485         | \$ 1.5790                             | \$ 2.3198                | \$ 1,408.48        | \$ 2,249.03         | \$ 240.96  | \$ -   | \$ 599.58                               | \$ 840.55                                   | \$ 69.36   | \$ 22.20   | \$ 748.99                                     |
| Murphy, Erin E                                     | 53-09-02-200-071.000-015 | 1510   | 1A              | N  | \$ 183,800             | \$ 96,580                            | \$ 87,220         | \$ 1.5790                             | \$ 2.3198                | \$ 1,328.28        | \$ 2,152.62         | \$ 230.63  | \$ -   | \$ 593.71                               | \$ 824.34                                   | \$ 69.36   | \$ 22.20   | \$ 732.78                                     |
| McKim, Marc J & Jean M; Sipes, Kelly M             | 53-09-02-200-112.000-015 | 1510   | 1A              | N  | \$ 205,100             | \$ 101,035                           | \$ 104,065        | \$ 1.5790                             | \$ 2.3198                | \$ 1,584.84        | \$ 2,409.36         | \$ 258.15  | \$ -   | \$ 566.37                               | \$ 824.52                                   | \$ 69.36   | \$ 22.20   | \$ 732.96                                     |
| Lemons, Candice M                                  | 53-09-02-200-152.000-015 | 1509   | 1A              | N  | \$ 156,400             | \$ -                                 | \$ 156,400        | \$ 1.5790                             | \$ 2.3198                | \$ 2,469.56        | \$ 3,672.05         | \$ 393.43  | \$ -   | \$ 809.05                               | \$ 1,202.49                                 | \$ -   | \$ -   | \$ 1,202.49                                   |
| McIntosh, Teresa                                   | 53-09-02-200-097.000-015 | 1510   | 1A              | N  | \$ 156,500             | \$ 84,025                            | \$ 72,475         | \$ 1.5790                             | \$ 2.3198                | \$ 1,103.74        | \$ 1,816.15         | \$ 194.59  | \$ -   | \$ 517.82                               | \$ 712.41                                   | \$ -   | \$ -   | \$ 712.41                                     |
| Banks, Jason M & Taren R                           | 53-09-02-200-077.000-015 | 1554   | 1A              | N  | \$ 182,400             | \$ 96,090                            | \$ 86,310         | \$ 1.5790                             | \$ 2.3198                | \$ 1,314.44        | \$ 2,135.97         | \$ 228.85  | \$ -   | \$ 592.68                               | \$ 821.53                                   | \$ -   | \$ -   | \$ 821.53                                     |
| Vagedes, Erica                                     | 53-09-02-200-076.000-015 | 1510   | 1A              | N  | \$ 164,400             | \$ 89,790                            | \$ 74,610         | \$ 1.5790                             | \$ 2.3198                | \$ 1,136.24        | \$ 1,869.64         | \$ 200.31  | \$ -   | \$ 533.09                               | \$ 733.40                                   | \$ -   | \$ -   | \$ 733.40                                     |
| Isom, Vincent E & Clarisa                          | 53-09-02-200-137.000-015 | 1510   | 1A              | N  | \$ 194,700             | \$ 100,395                           | \$ 94,305         | \$ 1.5790                             | \$ 2.3198                | \$ 1,436.20        | \$ 2,282.36         | \$ 244.55  | \$ -   | \$ 601.62                               | \$ 846.16                                   | \$ -   | \$ -   | \$ 846.16                                     |
| Glasscock, Sandra K                                | 53-09-02-200-118.000-015 | 1529   | 1A              | N  | \$ 184,900             | \$ 96,230                            | \$ 88,670         | \$ 1.5790                             | \$ 2.3198                | \$ 1,350.38        | \$ 2,142.99         | \$ 229.60  | \$ -   | \$ 563.01                               | \$ 792.61                                   | \$ -   | \$ -   | \$ 792.61                                     |
| Deckard, Douglas K & Cindi M                       | 53-09-02-200-055.000-015 | 1510   | 1A              | N  | \$ 175,700             | \$ 93,745                            | \$ 81,955         | \$ 1.5790                             | \$ 2.3198                | \$ 1,248.12        | \$ 2,053.73         | \$ 220.05  | \$ -   | \$ 585.56                               | \$ 805.61                                   | \$ -   | \$ -   | \$ 805.61                                     |
| Barger, Jane Ann                                   | 53-09-02-200-157.000-015 | 1510   | 1A              | N  | \$ 170,000             | \$ 91,750                            | \$ 78,250         | \$ 1.5790                             | \$ 2.3198                | \$ 1,191.68        | \$ 1,960.86         | \$ 210.09  | \$ -   | \$ 559.09                               | \$ 769.18                                   | \$ -   | \$ -   | \$ 769.18                                     |
| Duvall, Connie D & Lowe, Donna E                   | 53-09-02-200-119.000-015 | 1510   | 1A              | N  | \$ 168,600             | \$ 91,260                            | \$ 77,340         | \$ 1.5790                             | \$ 2.3198                | \$ 1,177.84        | \$ 1,938.06         | \$ 207.65  | \$ -   | \$ 552.57                               | \$ 760.22                                   | \$ -   | \$ -   | \$ 760.22                                     |
| McCain, Linda                                      | 53-09-02-200-139.000-015 | 1510   | 1A              | N  | \$ 163,000             | \$ 89,300                            | \$ 73,700         | \$ 1.5790                             | \$ 2.3198                | \$ 1,122.40        | \$ 1,846.84         | \$ 197.88  | \$ -   | \$ 526.57                               | \$ 724.44                                   | \$ -   | \$ -   | \$ 724.44                                     |
| Rader, Jordan S                                    | 53-09-02-200-039.000-015 | 1510   | 1A              | N  | \$ 153,000             | \$ 85,800                            | \$ 67,200         | \$ 1.5790                             | \$ 2.3198                | \$ 1,023.40        | \$ 1,683.97         | \$ 180.42  | \$ -   | \$ 480.14                               | \$ 660.57                                   | \$ -   | \$ -   | \$ 660.57                                     |

# City of Bloomington

## Area #1A: South-West Annexation Area - Tax Impacts Analysis

Note (1): This section shows the inc/(dec) in tax bills due to differences between township fire protection rates and the Monroe Fire Protection District fire rate

| Owner Name                                    | Parcel #                 | Waiver | Annexation Area | AG | 2020 Pay 2021 Gross AV | 2020 Pay 2021 Deductions /Exemptions | 2020 Pay 2021 NAV | Pre-Annex 2020 Pay 2021 Prop Tax Rate | Post-Annex Prop Tax Rate | Pre-Annex Tax Bill | Post-Annex Tax Bill | Net Tax Bill Increase Due Solely to AV Growth (12% - Aggregate over 4 years) | Net Tax Bill Increase Due to Difference Between Fire Rates (1) | Net Tax Bill Increase Due to Annexation | Total Post-Annexation Net Tax Bill Increase | Benefit 1 Yearly Sewer Bill Savings (@ 4000 Gal/Month) | Benefit 2 Yearly Fire Protection (Water Surcharge) Savings | Post-Annex Tax Bill Inc/(Dec) Net of Benefits |            |
|---|--------------------------|--------|-----------------|----|------------------------|--------------------------------------|-------------------|---------------------------------------|--------------------------|--------------------|---------------------|--|--|---|---|--|--|---|------------|
| Knight, Aaron L ; Collins, Krista Barbara     | 53-09-02-200-040-000-015 | 1510   | 1A              | N  | \$ 176,800             | \$ 94,130                            | \$ 82,670         | \$ 1.5790                             | \$ 2.3198                | \$ 1,259.00        | \$ 2,069.32         | \$ 221.70  | \$ -   | \$ 588.61                               | \$ 810.32                                   | \$ -   | \$ -   | \$ 810.32                                     |            |
| Jacobs, Raymond & Joan                        | 53-09-02-200-063.000-015 |        | 1A              | N  | \$ 180,300             | \$ 106,355                           | \$ 73,945         | \$ 1.5790                             | \$ 2.3198                | \$ 932.32          | \$ 950.97           | \$ -   | \$ -   | \$ 18.65                                | \$ 18.65                                    | \$ -   | \$ -   | \$ 18.65                                      |            |
| Wang, Jonathan                                | 53-09-02-200-065.000-015 | 1559   | 1A              | N  | \$ 181,500             | \$ 95,775                            | \$ 85,725         | \$ 1.5790                             | \$ 2.3198                | \$ 1,305.52        | \$ 2,125.26         | \$ 227.71  | \$ -   | \$ 592.03                               | \$ 819.74                                   | \$ 69.36   | \$ 22.20   | \$ 728.18                                     |            |
| Helms, Lorie J                                | 53-01-63-041-193.000-015 | 2331   | 1A              | N  | \$ 35,000              | \$ 3,000                             | \$ 32,000         | \$ 1.5790                             | \$ 2.3198                | \$ 505.28          | \$ 831.41           | \$ 89.08   | \$ -   | \$ 237.05                               | \$ 326.13                                   | \$ -   | \$ -   | \$ 326.13                                     |            |
| Double C Holdings LLC                         | 53-01-63-041-194.000-015 | 2331   | 1A              | N  | \$ 35,000              | \$ -                                 | \$ 35,000         | \$ 1.5790                             | \$ 2.3198                | \$ 552.64          | \$ 909.36           | \$ 97.43   | \$ -   | \$ 259.29                               | \$ 356.72                                   | \$ -   | \$ -   | \$ 356.72                                     |            |
| Jacobs Property Improvement & Management LLC  | 53-09-12-300-041.000-015 |        | 1A              | N  | \$ 146,500             | \$ -                                 | \$ 146,500        | \$ 1.5790                             | \$ 2.3198                | \$ 2,313.24        | \$ 3,442.11         | \$ 368.80  | \$ -   | \$ 760.07                               | \$ 1,128.87                                 | \$ 69.36   | \$ 22.20   | \$ 1,037.31                                   |            |
| Carter, Kelly A & Jeremy W                    | 53-09-12-201-010.000-015 |        | 1A              | N  | \$ 166,500             | \$ 90,525                            | \$ 75,975         | \$ 1.5790                             | \$ 2.3198                | \$ 1,157.04        | \$ 1,903.86         | \$ 203.98  | \$ -   | \$ 542.83                               | \$ 746.82                                   | \$ 69.36   | \$ 14.76   | \$ 662.70                                     |            |
| Moorer, Diana P                               | 53-09-02-200-004.001-015 | 1510   | 1A              | N  | \$ 162,600             | \$ 86,160                            | \$ 76,440         | \$ 1.5790                             | \$ 2.3198                | \$ 1,164.12        | \$ 1,903.57         | \$ 203.96  | \$ -   | \$ 535.49                               | \$ 739.45                                   | \$ 69.36   | \$ 22.20   | \$ 647.89                                     |            |
| Burgener, Mark                                | 53-09-02-400-003.126-015 | 2309   | 1A              | N  | \$ 333,700             | \$ 149,045                           | \$ 184,655        | \$ 1.5790                             | \$ 2.3198                | \$ 2,812.16        | \$ 3,936.61         | \$ 421.79  | \$ -   | \$ 702.66                               | \$ 1,124.45                                 | \$ -   | \$ -   | \$ 1,124.45                                   |            |
| Toohill, Anthony & Nicole Marie               | 53-09-02-400-003.127-015 | 2309   | 1A              | N  | \$ 352,300             | \$ 155,555                           | \$ 196,745        | \$ 1.5790                             | \$ 2.3198                | \$ 2,996.28        | \$ 4,157.95         | \$ 445.49  | \$ -   | \$ 716.19                               | \$ 1,161.67                                 | \$ -   | \$ -   | \$ 1,161.67                                   |            |
| Fletcher, William P II & Meghan M             | 53-09-02-400-003.128-015 | 2309   | 1A              | N  | \$ 290,000             | \$ 133,575                           | \$ 156,425        | \$ 1.5790                             | \$ 2.3198                | \$ 2,382.24        | \$ 3,411.11         | \$ 365.48  | \$ -   | \$ 663.40                               | \$ 1,028.87                                 | \$ 69.36   | \$ 22.20   | \$ 937.31                                     |            |
| Hurst, William Thomas & Sharon K Adams        | 53-09-02-400-003.129-015 | 2309   | 1A              | N  | \$ 341,800             | \$ 176,840                           | \$ 164,960        | \$ 1.5790                             | \$ 2.3198                | \$ 2,512.22        | \$ 4,006.07         | \$ 429.22  | \$ -   | \$ 1,064.64                             | \$ 1,493.85                                 | \$ 69.36   | \$ 22.20   | \$ 1,402.29                                   |            |
| Romero, Matthew B & Adriana V                 | 53-09-02-400-003.130-015 | 2309   | 1A              | N  | \$ 349,600             | \$ 154,610                           | \$ 194,990        | \$ 1.5790                             | \$ 2.3198                | \$ 2,969.56        | \$ 4,125.83         | \$ 442.06  | \$ -   | \$ 714.22                               | \$ 1,156.27                                 | \$ 69.36   | \$ 22.20   | \$ 1,064.71                                   |            |
| Holmgren, Larry A & Carolyn A                 | 53-09-02-400-003.131-015 | 2309   | 1A              | N  | \$ 321,600             | \$ 141,810                           | \$ 179,790        | \$ 1.5790                             | \$ 2.3198                | \$ 2,738.08        | \$ 3,795.84         | \$ 406.70  | \$ -   | \$ 651.06                               | \$ 1,057.76                                 | \$ 69.36   | \$ 22.20   | \$ 966.20                                     |            |
| Stedman, Christopher B & Kathleen D           | 53-09-02-400-003.132-015 | 2309   | 1A              | N  | \$ 345,300             | \$ 153,105                           | \$ 192,195        | \$ 1.5790                             | \$ 2.3198                | \$ 2,927.00        | \$ 4,074.65         | \$ 436.56  | \$ -   | \$ 711.08                               | \$ 1,147.65                                 | \$ 69.36   | \$ 22.20   | \$ 1,056.09                                   |            |
| Le, Hoang & Stacy Nguyen                      | 53-09-02-400-003.133-015 | 2309   | 1A              | N  | \$ 343,600             | \$ 149,360                           | \$ 185,240        | \$ 1.5790                             | \$ 2.3198                | \$ 2,821.08        | \$ 3,947.32         | \$ 422.93  | \$ -   | \$ 703.31                               | \$ 1,126.24                                 | \$ 69.36   | \$ 22.20   | \$ 1,034.68                                   |            |
| Zayas, Milka V & Edgar Marrero                | 53-09-02-400-003.134-015 | 2309   | 1A              | N  | \$ 224,300             | \$ 110,755                           | \$ 113,545        | \$ 1.5790                             | \$ 2.3198                | \$ 1,729.20        | \$ 2,634.62         | \$ 282.27  | \$ -   | \$ 623.14                               | \$ 905.42                                   | \$ 69.36   | \$ 22.20   | \$ 813.86                                     |            |
| Collings, Teresa & Denney, Nicole             | 53-09-02-400-003.135-015 | 2309   | 1A              | N  | \$ 305,100             | \$ 139,035                           | \$ 166,065        | \$ 1.5790                             | \$ 2.3198                | \$ 2,529.04        | \$ 3,596.23         | \$ 385.31  | \$ -   | \$ 681.88                               | \$ 1,067.19                                 | \$ -   | \$ -   | \$ 1,067.19                                   |            |
| Johnson, Reginald & Kimberly Clements-Johnson | 53-09-02-400-003.136-015 | 2309   | 1A              | N  | \$ 285,900             | \$ 132,315                           | \$ 153,585        | \$ 1.5790                             | \$ 2.3198                | \$ 2,339.00        | \$ 3,367.73         | \$ 360.82  | \$ -   | \$ 667.90                               | \$ 1,028.73                                 | \$ 69.36   | \$ 22.20   | \$ 937.17                                     |            |
| Chevalier, Raymond P Jr & Leanne J            | 53-09-02-400-003.137-015 | 2309   | 1A              | N  | \$ 332,000             | \$ 148,450                           | \$ 183,550        | \$ 1.5790                             | \$ 2.3198                | \$ 2,795.32        | \$ 3,916.37         | \$ 419.61  | \$ -   | \$ 701.44                               | \$ 1,121.05                                 | \$ 69.36   | \$ 22.20   | \$ 1,029.49                                   |            |
| Naldi, Steven P                               | 53-09-02-400-003.182-015 | 2309   | 1A              | N  | \$ 381,500             | \$ 165,775                           | \$ 215,725        | \$ 1.5790                             | \$ 2.3198                | \$ 3,285.34        | \$ 4,505.47         | \$ 482.73  | \$ -   | \$ 737.40                               | \$ 1,220.13                                 | \$ 69.36   | \$ 22.20   | \$ 1,128.57                                   |            |
| Benton, Valery & Robert A                     | 53-09-02-400-003.183-015 | 2309   | 1A              | N  | \$ 291,200             | \$ 131,170                           | \$ 160,030        | \$ 1.5790                             | \$ 2.3198                | \$ 2,437.14        | \$ 3,434.05         | \$ 367.94  | \$ -   | \$ 628.97                               | \$ 996.91                                   | \$ 69.36   | \$ 22.20   | \$ 905.35                                     |            |
| Valenzuela-Torres, Ilich & Amanda Foust       | 53-09-02-400-003.084-015 | 2309   | 1A              | N  | \$ 324,200             | \$ 145,720                           | \$ 178,480        | \$ 1.5790                             | \$ 2.3198                | \$ 2,718.12        | \$ 3,823.55         | \$ 409.67  | \$ -   | \$ 695.76                               | \$ 1,105.43                                 | \$ 69.36   | \$ 22.20   | \$ 1,013.87                                   |            |
| McLeish, Andrew Charles & Heather Renea       | 53-09-02-400-003.085-015 | 2309   | 1A              | N  | \$ 309,900             | \$ 140,715                           | \$ 169,185        | \$ 1.5790                             | \$ 2.3198                | \$ 2,576.56        | \$ 3,653.35         | \$ 391.43  | \$ -   | \$ 685.37                               | \$ 1,076.79                                 | \$ 69.36   | \$ 22.20   | \$ 985.23                                     |            |
| Whitney, Eric P & Amy                         | 53-09-02-400-003.086-015 | 2309   | 1A              | N  | \$ 345,600             | \$ 153,210                           | \$ 192,390        | \$ 1.5790                             | \$ 2.3198                | \$ 2,929.96        | \$ 4,078.23         | \$ 436.96  | \$ -   | \$ 711.31                               | \$ 1,148.27                                 | \$ 69.36   | \$ 22.20   | \$ 1,056.71                                   |            |
| Noorzad, Soraya & Ehsan                       | 53-09-02-400-003.087-015 | 2309   | 1A              | N  | \$ 338,700             | \$ 147,795                           | \$ 190,905        | \$ 1.5790                             | \$ 2.3198                | \$ 2,907.34        | \$ 3,999.35         | \$ 428.51  | \$ -   | \$ 663.50                               | \$ 1,092.01                                 | \$ 69.36   | \$ 22.20   | \$ 1,000.45                                   |            |
| Smallwood, Jennifer Lynn & Holmes, Wayne Alan | 53-09-02-400-003.088-015 | 2309   | 1A              | N  | \$ 311,200             | \$ 141,170                           | \$ 170,030        | \$ 1.5790                             | \$ 2.3198                | \$ 2,589.44        | \$ 3,668.84         | \$ 393.10  | \$ -   | \$ 686.30                               | \$ 1,079.40                                 | \$ 69.36   | \$ 22.20   | \$ 987.84                                     |            |
| Goode, Jeffrey L                              | 53-09-02-400-003.089-015 | 2309   | 1A              | N  | \$ 324,000             | \$ -                                 | \$ 324,000        | \$ 1.5790                             | \$ 2.3198                | \$ 5,115.96        | \$ 7,607.05         | \$ 815.04  | \$ -   | \$ 1,676.05                             | \$ 2,491.09                                 | \$ 69.36   | \$ 22.20   | \$ 2,399.53                                   |            |
| Summers, Matthew & Tania                      | 53-09-02-100-003.090-015 | 2309   | 1A              | N  | \$ 367,200             | \$ 160,770                           | \$ 206,430        | \$ 1.5790                             | \$ 2.3198                | \$ 3,143.78        | \$ 4,335.29         | \$ 464.50  | \$ -   | \$ 727.01                               | \$ 1,191.51                                 | \$ 69.36   | \$ 22.20   | \$ 1,099.95                                   |            |
| Kolman, Bruce                                 | 53-09-02-100-003.091-015 | 2309   | 1A              | N  | \$ 295,300             | \$ 135,605                           | \$ 159,695        | \$ 1.5790                             | \$ 2.3198                | \$ 2,432.04        | \$ 3,479.59         | \$ 372.81  | \$ -   | \$ 674.75                               | \$ 1,047.55                                 | \$ 69.36   | \$ 22.20   | \$ 955.99                                     |            |
| Mullis, Joshua W & Elizabeth P                | 53-09-02-100-003.092-015 | 2309   | 1A              | N  | \$ 311,100             | \$ 141,135                           | \$ 169,965        | \$ 1.5790                             | \$ 2.3198                | \$ 2,588.44        | \$ 3,667.64         | \$ 392.97  | \$ -   | \$ 686.24                               | \$ 1,079.20                                 | \$ 69.36   | \$ 22.20   | \$ 987.64                                     |            |
| Hamilton, Joan                                | 53-09-01-209-073.000-015 |        | 1A              | N  | \$ 176,800             | \$ 108,130                           | \$ 68,670         | \$ 1.5790                             | \$ 2.3198                | \$ 656.52          | \$ 669.65           | \$ -   | \$ -   | \$ 13.13                                | \$ 13.13                                    | \$ 69.36   | \$ 14.76   | \$ (70.99)                                    |            |
| Dodds, Lana J                                 | 53-09-01-209-068.000-015 |        | 1A              | N  | \$ 149,300             | \$ 84,505                            | \$ 64,795         | \$ 1.5790                             | \$ 2.3198                | \$ 986.78          | \$ 1,623.69         | \$ 173.96  | \$ -   | \$ 462.95                               | \$ 636.91                                   | \$ 69.36   | \$ 22.20   | \$ 545.35                                     |            |
| Mullis, Oran H & Kelly D                      | 53-09-01-302-029.000-015 |        | 1A              | N  | \$ 125,000             | \$ -                                 | \$ 125,000        | \$ 1.5790                             | \$ 2.3198                | \$ 1,973.76        | \$ 2,955.85         | \$ 316.70  | \$ -   | \$ 665.39                               | \$ 982.09                                   | \$ -   | \$ -   | \$ 982.09                                     |            |
| Liberty Mall Shaw Family LLC                  | 53-09-01-400-007.000-015 |        | 1A              | N  | \$ 2,603,700           | \$ -                                 | \$ 2,603,700      | \$ 1.5790                             | \$ 2.3198                | \$ 41,112.42       | \$ 67,648.42        | \$ 7,248.05  | \$ -   | \$ 19,287.96                            | \$ 26,536.00                                | \$ 69.36   | \$ 22.20   | \$ 26,444.21                                  |            |
| BLT Indiana LLC                               | 53-09-01-402-008.000-015 |        | 1A              | N  | \$ 6,249,200           | \$ -                                 | \$ 6,249,200      | \$ 1.5790                             | \$ 2.3198                | \$ 98,674.88       | \$ 162,364.53       | \$ 17,396.20   | \$ -   | \$ 46,293.45                            | \$ 63,689.65                                | \$ 69.36   | \$ 37.08   | \$ 63,583.21                                  |            |
| GRD Bloomington In Biolife Holdings LLC       | 53-09-01-402-001.000-015 | 2317   | 1A              | N  | \$ 2,601,300           | \$ -                                 | \$ 2,601,300      | \$ 1.5790                             | \$ 2.3198                | \$ 41,074.52       | \$ 67,586.07        | \$ 7,241.36  | \$ -   | \$ 19,270.18                            | \$ 26,511.55                                | \$ 69.36   | \$ 74.16   | \$ 26,368.03                                  |            |
| AM Bloomington, LLC                           | 53-09-01-402-004.000-015 | 2074   | 1A              | N  | \$ 2,013,400           | \$ -                                 | \$ 2,013,400      | \$ 1.5790                             | \$ 2.3198                | \$ 31,791.60       | \$ 52,311.46        | \$ 5,604.80  | \$ -   | \$ 14,915.06                            | \$ 20,519.86                                | \$ 69.36   | \$ 37.08   | \$ 20,413.42                                  |            |
| AM Bloomington, LLC                           | 53-09-01-402-009.000-015 | 2074   | 1A              | N  | \$ 2,630,100           | \$ -                                 | \$ 2,630,100      | \$ 1.5790                             | \$ 2.3198                | \$ 41,529.28       | \$ 68,334.34        | \$ 7,321.54  | \$ -   | \$ 19,483.52                            | \$ 26,805.06                                | \$ 69.36   | \$ 37.08   | \$ 26,698.62                                  |            |
| Zonabud LLC                                   | 53-09-01-402-019.000-015 | 2253   | 1A              | N  | \$ 411,400             | \$ -                                 | \$ 411,400        | \$ 1.5790                             | \$ 2.3198                | \$ 6,496.00        | \$ 10,688.85        | \$ 1,145.23  | \$ -   | \$ 3,047.62                             | \$ 4,192.85                                 | \$ 69.36   | \$ 74.16   | \$ 4,049.33                                   |            |
| Bloomington Technology Pk LLC                 | 53-09-01-402-011.000-015 |        | 1A              | N  | \$ 10,300              | \$ -                                 | \$ 10,300         | \$ 1.5790                             | \$ 2.3198                | \$ 162.64          | \$ 267.61           | \$ 28.67   | \$ -   | \$ 76.30                                | \$ 104.97                                   | \$ -   | \$ -   | \$ 104.97                                     |            |
| Menard Inc                                    | 53-09-01-402-007.000-015 |        | 1A              | N  | \$ 9,248,800           | \$ -                                 | \$ 9,248,800      | \$ 1.5790                             | \$ 2.3198                | \$ 146,038.56      | \$ 240,299.09       | \$ 25,746.33   | \$ -   | \$ 68,514.20                            | \$ 94,260.53                                | \$ 69.36   | \$ 74.16   | \$ 94,117.01                                  |            |
| Goodwill Industries Of Central In Inc         | 53-09-01-402-002.000-015 |        | 1A              | N  | \$ 1,099,200           | \$ 1,099,200                         | \$ -              | \$ 1.5790                             | \$ 2.3198                | \$ -               | \$ -                | \$ -   | \$ -   | \$ -                                    | \$ -  | \$ -   | \$ 69.36   | \$ 22.20                                      | \$ (91.56) |
| Bloomington Tech Pk LLC                       | 53-09-01-402-006.000-015 |        | 1A              | N  | \$ 6,200               | \$ -                                 | \$ 6,200          | \$ 1.5790                             | \$ 2.3198                | \$ 97.90           | \$ 161.09           | \$ 17.26   | \$ -   | \$ 45.93                                | \$ 63.19                                    | \$ -   | \$ -   | \$ 63.19                                      |            |
| Indiana University Health Bloomington Inc     | 53-09-01-402-013.000-015 |        | 1A              | N  | \$ 3,074,000           | \$ 3,074,000                         | \$ -              | \$ 1.5790                             | \$ 2.3198                | \$ -               | \$ -                | \$ -   | \$ -   | \$ -                                    | \$ -  | \$ 69.36   | \$ 37.08   | \$ (106.44)                                   |            |
| Hammond, James D Revocable Trust              | 53-09-01-402-010.000-015 |        | 1A              | N  | \$ 2,222,500           | \$ -                                 | \$ 2,222,500      | \$ 1.5790                             | \$ 2.3198                | \$ 35,093.28       | \$ 57,744.22        | \$ 6,186.88  | \$ -   | \$ 16,464.06                            | \$ 22,650.94                                | \$ -   | \$ -   | \$ 22,650.94                                  |            |
| JML 1454 LLC                                  | 53-09-01-402-015.000-015 |        | 1A              | N  | \$ 2,035,300           | \$ -                                 | \$ 2,035,300      | \$ 1.5790                             | \$ 2.3198                | \$ 32,137.40       | \$ 52,880.45        | \$ 5,665.76  | \$ -   | \$ 15,077.29                            | \$ 20,743.05                                | \$ -   |  |   |            |

# City of Bloomington

## Area #1A: South-West Annexation Area - Tax Impacts Analysis

Note (1): This section shows the inc/(dec) in tax bills due to differences between township fire protection rates and the Monroe Fire Protection District fire rate

| Owner Name  | Parcel #                 | Waiver | Annexation Area | AG | 2020 Pay 2021 Gross AV | 2020 Pay 2021 Deductions /Exemptions | 2020 Pay 2021 NAV | Pre-Annex 2020 Pay 2021 Prop Tax Rate | Post-Annex Prop Tax Rate | Pre-Annex Tax Bill | Post-Annex Tax Bill | Net Tax Bill Increase Due Solely to AV Growth (12% - Aggregate over 4 years) | Net Tax Bill Increase Due to Difference Between Fire Rates (1) | Net Tax Bill Increase Due to Annexation | Total Post-Annexation Net Tax Bill Increase | Benefit 1 Yearly Sewer Bill Savings (@ 4000 Gal/Month) | Benefit 2 Yearly Fire Protection (Water Surcharge) Savings | Post-Annex Tax Bill Inc/(Dec) Net of Benefits |
|---|--------------------------|--------|-----------------|----|------------------------|--------------------------------------|-------------------|---------------------------------------|--------------------------|--------------------|---------------------|--|--|---|---|--|--|---|
| Bland Properties LLC  | 53-09-01-402-014.000-015 | 2104   | 1A              | N  | \$ 736,000             | \$ -                                 | \$ 736,000        | \$ 1.5790                             | \$ 2.3198                | \$ 11,621.44       | \$ 19,122.49        | \$ 2,048.84  | \$ -   | \$ 5,452.22                             | \$ 7,501.05                                 | \$ 69.36   | \$ 37.08   | \$ 7,394.61                                   |
| Liberty Drive Medical Office Facility LLC                     | 53-09-01-402-017.000-015 |        | 1A              | N  | \$ 285,000             | \$ -                                 | \$ 285,000        | \$ 1.5790                             | \$ 2.3198                | \$ 4,500.16        | \$ 7,404.77         | \$ 793.37  | \$ -   | \$ 2,111.24                             | \$ 2,904.61                                 | \$ -   | \$ -   | \$ 2,904.61                                   |
| Tower Holdings LLC  | 53-09-01-402-018.000-015 |        | 1A              | N  | \$ 63,600              | \$ -                                 | \$ 63,600         | \$ 1.5790                             | \$ 2.3198                | \$ 1,004.24        | \$ 1,652.43         | \$ 177.05  | \$ -   | \$ 471.15                               | \$ 648.19                                   | \$ 69.36   | \$ 22.20   | \$ 556.63                                     |
| 80 Bloom LLC  | 53-09-01-402-016.000-015 | 2167   | 1A              | N  | \$ 4,386,000           | \$ -                                 | \$ 4,386,000      | \$ 1.5790                             | \$ 2.3198                | \$ 69,254.94       | \$ 113,955.52       | \$ 12,209.52   | \$ -   | \$ 32,491.06                            | \$ 44,700.58                                | \$ 69.36   | \$ 279.24  | \$ 44,351.98                                  |
| Lk Associates LLC   | 53-09-01-402-003.000-015 | 2098   | 1A              | N  | \$ 973,500             | \$ -                                 | \$ 973,500        | \$ 1.5790                             | \$ 2.3198                | \$ 15,371.56       | \$ 25,293.14        | \$ 2,709.98  | \$ -   | \$ 7,211.60                             | \$ 9,921.58                                 | \$ 69.36   | \$ 37.08   | \$ 9,815.14                                   |
| Jastrenski Holdings LLC                                       | 53-09-01-402-012.000-015 | 2097   | 1A              | N  | \$ 815,700             | \$ -                                 | \$ 815,700        | \$ 1.5790                             | \$ 2.3198                | \$ 12,879.90       | \$ 21,193.23        | \$ 2,270.70  | \$ -   | \$ 6,042.63                             | \$ 8,313.33                                 | \$ 69.36   | \$ 37.08   | \$ 8,206.89                                   |
| Lazarus LLC   | 53-09-01-400-001.000-015 |        | 1A              | N  | \$ 4,619,300           | \$ -                                 | \$ 4,619,300      | \$ 1.5790                             | \$ 2.3198                | \$ 72,938.76       | \$ 120,017.04       | \$ 12,858.97   | \$ -   | \$ 34,219.31                            | \$ 47,078.28                                | \$ -   | \$ -   | \$ 47,078.28                                  |
| Ward, Warren Glen & Amanda C                                  | 53-09-01-209-012.000-015 | 1877   | 1A              | N  | \$ 156,900             | \$ -                                 | \$ 156,900        | \$ 1.5790                             | \$ 2.3198                | \$ 2,477.44        | \$ 3,683.79         | \$ 394.69  | \$ -   | \$ 811.65                               | \$ 1,206.35                                 | \$ 69.36   | \$ 14.76   | \$ 1,122.23                                   |
| Bluemountain LLC  | 53-09-01-209-070.000-015 |        | 1A              | N  | \$ 142,600             | \$ -                                 | \$ 142,600        | \$ 1.5790                             | \$ 2.3198                | \$ 2,251.64        | \$ 3,348.04         | \$ 358.72  | \$ -   | \$ 737.68                               | \$ 1,096.40                                 | \$ 69.36   | \$ 14.76   | \$ 1,012.28                                   |
| Bowlen, Maivereen A   | 53-09-01-209-028.000-015 |        | 1A              | N  | \$ 139,200             | \$ 94,970                            | \$ 44,230         | \$ 1.5790                             | \$ 2.3198                | \$ 432.36          | \$ 441.01           | \$ -   | \$ -   | \$ 8.65                                 | \$ 8.65                                     | \$ 69.36   | \$ 14.76   | \$ (75.47)                                    |
| Bruce, Roy Lawrence Jr & Amy                                  | 53-04-36-303-081.000-011 |        | 1A              | N  | \$ 172,500             | \$ 92,625                            | \$ 79,875         | \$ 1.7781                             | \$ 2.4986                | \$ 1,366.56        | \$ 1,932.00         | \$ 207.00  | \$ -   | \$ 358.44                               | \$ 565.44                                   | \$ 69.36   | \$ 22.20   | \$ 473.88                                     |
| Slessinger, Louis E. Jr. & Barbara A.                         | 53-04-36-303-107.000-011 |        | 1A              | N  | \$ 141,700             | \$ 78,810                            | \$ 62,890         | \$ 1.7781                             | \$ 2.4986                | \$ 1,076.04        | \$ 1,588.72         | \$ 170.22  | \$ -   | \$ 342.46                               | \$ 512.68                                   | \$ 69.36   | \$ 22.20   | \$ 421.12                                     |
| Glass, Garry Steven II  | 53-04-36-303-010.000-011 |        | 1A              | N  | \$ 122,000             | \$ 88,950                            | \$ 33,050         | \$ 1.7781                             | \$ 2.4986                | \$ 565.44          | \$ 576.75           | \$ -   | \$ -   | \$ 11.31                                | \$ 11.31                                    | \$ 69.36   | \$ 22.20   | \$ (80.25)                                    |
| Vaughan, Kenneth N  | 53-04-36-301-008.000-011 |        | 1A              | N  | \$ 117,700             | \$ 73,445                            | \$ 44,255         | \$ 1.7781                             | \$ 2.4986                | \$ 757.14          | \$ 1,191.63         | \$ 127.68  | \$ -   | \$ 306.81                               | \$ 434.49                                   | \$ 69.36   | \$ 22.20   | \$ 342.93                                     |
| Tradeline Properties LLC                                      | 53-04-36-302-006.000-011 |        | 1A              | N  | \$ 115,700             | \$ -                                 | \$ 115,700        | \$ 1.7781                             | \$ 2.4986                | \$ 2,057.26        | \$ 2,591.68         | \$ 277.68  | \$ -   | \$ 256.74                               | \$ 534.42                                   | \$ 69.36   | \$ 22.20   | \$ 442.86                                     |
| Jamison, Norma D  | 53-04-36-303-059.000-011 |        | 1A              | N  | \$ 110,400             | \$ 67,715                            | \$ 42,685         | \$ 1.7781                             | \$ 2.4986                | \$ 730.60          | \$ 1,149.87         | \$ 123.20  | \$ -   | \$ 296.07                               | \$ 419.27                                   | \$ 69.36   | \$ 22.20   | \$ 327.71                                     |
| Johnston, David K. & Karen S.                                 | 53-04-36-301-001.000-011 |        | 1A              | N  | \$ 114,800             | \$ 83,430                            | \$ 31,370         | \$ 1.7781                             | \$ 2.4986                | \$ 275.96          | \$ 281.48           | \$ -   | \$ -   | \$ 5.52                                 | \$ 5.52                                     | \$ 69.36   | \$ 22.20   | \$ (86.04)                                    |
| Gardner, Calvin A & Vera                                      | 53-04-36-303-070.000-011 |        | 1A              | N  | \$ 121,100             | \$ 74,635                            | \$ 46,465         | \$ 1.7781                             | \$ 2.4986                | \$ 794.96          | \$ 1,251.15         | \$ 134.06  | \$ -   | \$ 322.13                               | \$ 456.19                                   | \$ 69.36   | \$ 22.20   | \$ 364.63                                     |
| Knipp, Joshua L & Rachel E                                    | 53-09-12-300-020.000-015 |        | 1A              | N  | \$ 158,900             | \$ 84,225                            | \$ 74,675         | \$ 1.5790                             | \$ 2.3198                | \$ 1,141.40        | \$ 1,878.11         | \$ 201.23  | \$ -   | \$ 535.49                               | \$ 736.71                                   | \$ 69.36   | \$ 14.76   | \$ 652.59                                     |
| Linn, David C Revocable Trust w/life estate Linn, David Peter | 53-09-01-202-019.000-015 |        | 1A              | N  | \$ 139,900             | \$ -                                 | \$ 139,900        | \$ 1.5790                             | \$ 2.3198                | \$ 2,209.02        | \$ 3,284.65         | \$ 351.93  | \$ -   | \$ 723.70                               | \$ 1,075.63                                 | \$ 69.36   | \$ 14.76   | \$ 991.51                                     |
| Aynes, Treva L  | 53-09-01-209-026.000-015 |        | 1A              | N  | \$ 158,200             | \$ 101,620                           | \$ 56,580         | \$ 1.5790                             | \$ 2.3198                | \$ 861.68          | \$ 878.91           | \$ -   | \$ -   | \$ 17.23                                | \$ 17.23                                    | \$ 69.36   | \$ 14.76   | \$ (66.89)                                    |
| Meyers, Sara E  | 53-09-11-103-005.000-015 | 2448   | 1A              | N  | \$ 239,300             | \$ 115,830                           | \$ 123,470        | \$ 1.5790                             | \$ 2.3198                | \$ 1,880.36        | \$ 2,807.72         | \$ 300.82  | \$ -   | \$ 626.54                               | \$ 927.36                                   | \$ -   | \$ -   | \$ 927.36                                     |
| Bedwell, Gary & Glenda  | 53-09-11-103-004.000-015 | 2448   | 1A              | N  | \$ 195,800             | \$ 97,780                            | \$ 98,020         | \$ 1.5790                             | \$ 2.3198                | \$ 1,492.78        | \$ 2,298.67         | \$ 246.28  | \$ -   | \$ 559.61                               | \$ 805.89                                   | \$ -   | \$ -   | \$ 805.89                                     |
| Hamman, Sean A & Jami L                                       | 53-09-11-103-002.000-015 | 2448   | 1A              | N  | \$ 223,600             | \$ 110,510                           | \$ 113,090        | \$ 1.5790                             | \$ 2.3198                | \$ 1,722.28        | \$ 2,626.30         | \$ 281.39  | \$ -   | \$ 622.63                               | \$ 904.02                                   | \$ -   | \$ -   | \$ 904.02                                     |
| Conder, James I & Sheryl L                                    | 53-09-11-103-013.000-015 |        | 1A              | N  | \$ 296,000             | \$ 134,590                           | \$ 161,410        | \$ 1.5790                             | \$ 2.3198                | \$ 2,458.48        | \$ 3,463.91         | \$ 371.13  | \$ -   | \$ 634.30                               | \$ 1,005.43                                 | \$ -   | \$ -   | \$ 1,005.43                                   |
| Rohde, Jase M & Rachel R                                      | 53-09-11-103-017.000-015 | 1978   | 1A              | N  | \$ 228,600             | \$ 112,260                           | \$ 116,340        | \$ 1.5790                             | \$ 2.3198                | \$ 1,771.78        | \$ 2,685.80         | \$ 287.77  | \$ -   | \$ 626.26                               | \$ 914.02                                   | \$ -   | \$ -   | \$ 914.02                                     |
| Kelmer, Michele M & Kaposonore, Victor                        | 53-09-11-103-018.000-015 | 1978   | 1A              | N  | \$ 246,800             | \$ 118,455                           | \$ 128,345        | \$ 1.5790                             | \$ 2.3198                | \$ 1,954.60        | \$ 2,896.98         | \$ 310.38  | \$ -   | \$ 632.00                               | \$ 942.38                                   | \$ -   | \$ -   | \$ 942.38                                     |
| Suttle, Anthony A & Caroline L                                | 53-09-11-103-015.000-015 | 2066   | 1A              | N  | \$ 254,900             | \$ 119,645                           | \$ 135,255        | \$ 1.5790                             | \$ 2.3198                | \$ 2,061.08        | \$ 2,997.32         | \$ 321.15  | \$ -   | \$ 615.09                               | \$ 936.24                                   | \$ -   | \$ -   | \$ 936.24                                     |
| French, Danny R & Jennifer J                                  | 53-09-11-103-003.000-015 | 2073   | 1A              | N  | \$ 217,100             | \$ 107,920                           | \$ 109,180        | \$ 1.5790                             | \$ 2.3198                | \$ 1,662.72        | \$ 2,539.21         | \$ 272.07  | \$ -   | \$ 604.42                               | \$ 876.49                                   | \$ -   | \$ -   | \$ 876.49                                     |
| Warren, Eric W & Barbara L                                    | 53-09-11-103-006.000-015 | 2088   | 1A              | N  | \$ 269,800             | \$ 126,155                           | \$ 143,645        | \$ 1.5790                             | \$ 2.3198                | \$ 2,187.60        | \$ 3,159.88         | \$ 338.55  | \$ -   | \$ 633.73                               | \$ 972.28                                   | \$ -   | \$ -   | \$ 972.28                                     |
| Gafford, Forest & Veronica                                    | 53-09-11-103-007.000-015 | 2020   | 1A              | N  | \$ 244,100             | \$ 117,685                           | \$ 126,415        | \$ 1.5790                             | \$ 2.3198                | \$ 1,925.20        | \$ 2,870.27         | \$ 307.53  | \$ -   | \$ 637.54                               | \$ 945.07                                   | \$ -   | \$ -   | \$ 945.07                                     |
| Clark, Benjamin J & Marsha Ann                                | 53-09-11-103-008.000-015 | 2048   | 1A              | N  | \$ 217,100             | \$ 133,125                           | \$ 83,975         | \$ 1.5790                             | \$ 2.3198                | \$ 1,278.88        | \$ 2,104.33         | \$ 225.46  | \$ -   | \$ 599.98                               | \$ 825.45                                   | \$ -   | \$ -   | \$ 825.45                                     |
| Kunz, Troy A  | 53-09-11-103-016.000-015 | 2021   | 1A              | N  | \$ 237,600             | \$ 115,410                           | \$ 122,190        | \$ 1.5790                             | \$ 2.3198                | \$ 1,860.86        | \$ 2,792.91         | \$ 299.24  | \$ -   | \$ 632.81                               | \$ 932.05                                   | \$ -   | \$ -   | \$ 932.05                                     |
| Treece, Cherre Y  | 53-09-11-102-022.000-015 | 1924   | 1A              | N  | \$ 227,600             | \$ 111,910                           | \$ 115,690        | \$ 1.5790                             | \$ 2.3198                | \$ 1,761.88        | \$ 2,673.90         | \$ 286.49  | \$ -   | \$ 625.53                               | \$ 912.02                                   | \$ -   | \$ -   | \$ 912.02                                     |
| Koontz, Martha Evelyn   | 53-09-01-209-015.000-015 |        | 1A              | N  | \$ 137,100             | \$ 116,195                           | \$ 20,905         | \$ 1.5790                             | \$ 2.3198                | \$ 156.02          | \$ 523.87           | \$ 56.14   | \$ -   | \$ 311.71                               | \$ 367.85                                   | \$ 69.36   | \$ 14.76   | \$ 283.73                                     |
| Clark, Gary D. & Deborah Lea                                  | 53-09-01-300-042.000-015 |        | 1A              | N  | \$ 294,800             | \$ 110,455                           | \$ 184,345        | \$ 1.5790                             | \$ 2.3198                | \$ 2,868.64        | \$ 4,716.60         | \$ 505.36  | \$ -   | \$ 1,342.60                             | \$ 1,847.96                                 | \$ 69.36   | \$ 37.08   | \$ 1,741.52                                   |
| Public Investment Corp  | 53-09-01-300-001.001-015 |        | 1A              | N  | \$ 1,060,100           | \$ -                                 | \$ 1,060,100      | \$ 1.5790                             | \$ 2.3198                | \$ 16,738.98       | \$ 24,889.62        | \$ 2,666.75  | \$ -   | \$ 5,483.90                             | \$ 8,150.64                                 | \$ -   | \$ -   | \$ 8,150.64                                   |
| Cox, Tony & Amy L   | 53-09-01-211-023.000-015 |        | 1A              | N  | \$ 139,700             | \$ 81,040                            | \$ 58,660         | \$ 1.5790                             | \$ 2.3198                | \$ 893.36          | \$ 1,469.96         | \$ 157.49  | \$ -   | \$ 419.11                               | \$ 576.60                                   | \$ -   | \$ -   | \$ 576.60                                     |
| Clark, Gary D & Deborah Lea                                   | 53-09-01-300-026.000-015 |        | 1A              | N  | \$ 95,800              | \$ -                                 | \$ 95,800         | \$ 1.5790                             | \$ 2.3198                | \$ 1,512.68        | \$ 2,258.26         | \$ 241.96  | \$ -   | \$ 503.62                               | \$ 745.58                                   | \$ 69.36   | \$ 14.76   | \$ 661.46                                     |
| Whaley, Rex D   | 53-09-01-209-017.000-015 |        | 1A              | N  | \$ 123,400             | \$ 75,440                            | \$ 47,960         | \$ 1.5790                             | \$ 2.3198                | \$ 730.40          | \$ 1,201.83         | \$ 128.76  | \$ -   | \$ 342.67                               | \$ 471.43                                   | \$ 69.36   | \$ 14.76   | \$ 387.31                                     |
| Johnson, Talia L  | 53-09-01-209-035.000-015 |        | 1A              | N  | \$ 124,300             | \$ 75,265                            | \$ 49,035         | \$ 1.5790                             | \$ 2.3198                | \$ 746.76          | \$ 1,228.76         | \$ 131.65  | \$ -   | \$ 350.35                               | \$ 482.00                                   | \$ 69.36   | \$ 22.20   | \$ 390.44                                     |
| Ayers, Morris Dean  | 53-09-01-211-002.000-015 |        | 1A              | N  | \$ 120,400             | \$ 74,390                            | \$ 46,010         | \$ 1.5790                             | \$ 2.3198                | \$ 700.70          | \$ 1,152.96         | \$ 123.53  | \$ -   | \$ 328.73                               | \$ 452.26                                   | \$ 69.36   | \$ 14.76   | \$ 368.14                                     |
| Ward, Robert J & Kathy S                                      | 53-09-02-200-007.001-015 |        | 1A              | N  | \$ 194,600             | \$ 114,360                           | \$ 80,240         | \$ 1.5790                             | \$ 2.3198                | \$ 1,044.76        | \$ 1,065.66         | \$ -   | \$ -   | \$ 20.90                                | \$ 20.90                                    | \$ 69.36   | \$ 22.20   | \$ (70.66)                                    |
| Totten, Chloe Rose; Armstrong, Matthew Kenneth                | 53-09-02-200-122.000-015 | 1510   | 1A              | N  | \$ 212,700             | \$ 106,695                           | \$ 106,005        | \$ 1.5790                             | \$ 2.3198                | \$ 1,614.38        | \$ 2,496.58         | \$ 267.50  | \$ -   | \$ 614.70                               | \$ 882.20                                   | \$ 69.36   | \$ 22.20   | \$ 790.64                                     |
| Pitkin/Larsen Living Trust                                    | 53-09-02-200-003.001-015 | 1509   | 1A              | N  | \$ 179,600             | \$ -                                 | \$ 179,600        | \$ 1.5790                             | \$ 2.3198                | \$ 2,835.88        | \$ 4,216.75         | \$ 451.79  | \$ -   | \$ 929.07                               | \$ 1,380.87                                 | \$ 69.36   | \$ 22.20   | \$ 1,289.31                                   |
| Montgomery, Patrick J & Angela R                              | 53-09-02-200-108.000-015 | 1510   | 1A              | N  | \$ 192,900             | \$ 99,765                            | \$ 93,135         | \$ 1.5790                             | \$ 2.3198                | \$ 1,418.38        | \$ 2,260.93         | \$ 242.24  | \$ -   | \$ 600.31                               | \$ 842.55                                   | \$ 69.36   | \$ 22.20   | \$ 750.99                                     |
| Alfonso, Melchor K  | 53-09-02-200-120.000-015 | 1510   | 1A              | N  | \$ 172,600             | \$ 92,660                            | \$ 79,940         | \$ 1.5790                             | \$ 2.3198                | \$ 1,217.44        | \$ 2,003.23         | \$ 214.64  | \$ -   | \$ 571.15                               | \$ 785.79                                   | \$ 69.36   | \$ 22.20   | \$ 694.23                                     |
| Mason, Kyle A; Mobilian, Courtney                             | 53-09-02-200-130.000-015 | 1528   | 1A              | N  | \$ 162,700             | \$ 89,195                            | \$ 73,505         | \$ 1.5790                             | \$ 2.3198                | \$ 1,119.42        | \$ 1,841.96         | \$ 197.36  |  |   |   |  |  |   |



# City of Bloomington

## Area #1A: South-West Annexation Area - Tax Impacts Analysis

Note (1): This section shows the inc/(dec) in tax bills due to differences between township fire protection rates and the Monroe Fire Protection District fire rate

| Owner Name  | Parcel #                 | Waiver | Annexation Area | AG | 2020 Pay 2021 Gross AV | 2020 Pay 2021 Deductions /Exemptions | 2020 Pay 2021 NAV | Pre-Annex 2020 Pay 2021 Prop Tax Rate | Post-Annex Prop Tax Rate | Pre-Annex Tax Bill | Post-Annex Tax Bill | Net Tax Bill Increase Due Solely to AV Growth (12% - Aggregate over 4 years) | Net Tax Bill Increase Due to Difference Between Fire Rates (1) | Net Tax Bill Increase Due to Annexation | Total Post-Annexation Net Tax Bill Increase | Benefit 1 Yearly Sewer Bill Savings (@ 4000 Gal/Month) | Benefit 2 Yearly Fire Protection (Water Surcharge) Savings | Post-Annex Tax Bill Inc/(Dec) Net of Benefits |
|---|--------------------------|--------|-----------------|----|------------------------|--------------------------------------|-------------------|---------------------------------------|--------------------------|--------------------|---------------------|--|--|---|---|--|--|---|
| Hamilton, Melissa M   | 53-09-02-200-010.001-015 | 2037   | 1A              | N  | \$ 200,400             | \$ 102,390                           | \$ 98,010         | \$ 1.5790                             | \$ 2.3198                | \$ 1,492.62        | \$ 2,350.19         | \$ 251.80  | \$ -   | \$ 605.76                               | \$ 857.57                                   | \$ -   | \$ -   | \$ 857.57                                     |
| Crenshaw, Cidella R   | 53-09-02-200-011.000-015 | 1586   | 1A              | N  | \$ 178,900             | \$ 94,865                            | \$ 84,035         | \$ 1.5790                             | \$ 2.3198                | \$ 1,279.80        | \$ 2,094.31         | \$ 224.39  | \$ -   | \$ 590.13                               | \$ 814.51                                   | \$ 69.36   | \$ 22.20   | \$ 722.95                                     |
| Balogun, Yunusa A & Aishat O  | 53-09-02-200-100.000-015 | 1528   | 1A              | N  | \$ 206,300             | \$ 104,455                           | \$ 101,845        | \$ 1.5790                             | \$ 2.3198                | \$ 1,551.02        | \$ 2,420.40         | \$ 259.32  | \$ -   | \$ 610.06                               | \$ 869.38                                   | \$ 69.36   | \$ 22.20   | \$ 777.82                                     |
| Dye, Michael  | 53-09-02-200-044.000-015 |        | 1A              | N  | \$ 163,200             | \$ 89,370                            | \$ 73,830         | \$ 1.5790                             | \$ 2.3198                | \$ 1,124.38        | \$ 1,850.11         | \$ 198.23  | \$ -   | \$ 527.50                               | \$ 725.73                                   | \$ 69.36   | \$ 22.20   | \$ 634.17                                     |
| Ziegler, Kevin Kenneth  | 53-09-02-200-164.000-015 | 1559   | 1A              | N  | \$ 165,100             | \$ 114,995                           | \$ 50,105         | \$ 1.5790                             | \$ 2.3198                | \$ 763.06          | \$ 1,255.58         | \$ 134.53  | \$ -   | \$ 357.99                               | \$ 492.52                                   | \$ 69.36   | \$ 22.20   | \$ 400.96                                     |
| American Homes 4 Rent Properties Six LLC  | 53-09-02-200-048.000-015 | 1586   | 1A              | N  | \$ 183,200             | \$ -                                 | \$ 183,200        | \$ 1.5790                             | \$ 2.3198                | \$ 2,892.72        | \$ 4,301.27         | \$ 460.85  | \$ -   | \$ 947.70                               | \$ 1,408.55                                 | \$ 69.36   | \$ 22.20   | \$ 1,316.99                                   |
| Robinson, Neil A & Katherine E  | 53-09-02-200-123.000-015 | 1528   | 1A              | N  | \$ 174,500             | \$ 93,325                            | \$ 81,175         | \$ 1.5790                             | \$ 2.3198                | \$ 1,236.24        | \$ 2,034.16         | \$ 217.95  | \$ -   | \$ 579.97                               | \$ 797.92                                   | \$ 69.36   | \$ 22.20   | \$ 706.36                                     |
| Raderstorf, Kenneth F III   | 53-09-02-200-165.000-015 |        | 1A              | N  | \$ 171,100             | \$ 92,135                            | \$ 78,965         | \$ 1.5790                             | \$ 2.3198                | \$ 1,202.58        | \$ 1,978.79         | \$ 212.02  | \$ -   | \$ 564.19                               | \$ 776.21                                   | \$ 69.36   | \$ 22.20   | \$ 684.65                                     |
| Dunn, R Thomas Jr & Annamarie   | 53-09-02-200-141.000-015 |        | 1A              | N  | \$ 171,600             | \$ 3,000                             | \$ 168,600        | \$ 1.5790                             | \$ 2.3198                | \$ 2,662.20        | \$ 4,025.69         | \$ 431.32  | \$ -   | \$ 932.16                               | \$ 1,363.49                                 | \$ 69.36   | \$ 22.20   | \$ 1,271.93                                   |
| Patton, Fred N  | 53-09-02-200-162.000-015 | 1528   | 1A              | N  | \$ 182,100             | \$ 95,880                            | \$ 86,220         | \$ 1.5790                             | \$ 2.3198                | \$ 1,313.06        | \$ 2,129.14         | \$ 228.11  | \$ -   | \$ 587.97                               | \$ 816.08                                   | \$ 69.36   | \$ 22.20   | \$ 724.52                                     |
| Patterson, Monica E   | 53-09-02-200-043.000-015 | 1529   | 1A              | N  | \$ 160,500             | \$ 88,425                            | \$ 72,075         | \$ 1.5790                             | \$ 2.3198                | \$ 1,097.64        | \$ 1,806.13         | \$ 193.51  | \$ -   | \$ 514.98                               | \$ 708.49                                   | \$ 69.36   | \$ 22.20   | \$ 616.93                                     |
| Andrew, Elizabeth R   | 53-09-02-200-085.000-015 | 1528   | 1A              | N  | \$ 164,100             | \$ 89,685                            | \$ 74,415         | \$ 1.5790                             | \$ 2.3198                | \$ 1,133.28        | \$ 1,864.76         | \$ 199.80  | \$ -   | \$ 531.68                               | \$ 731.48                                   | \$ 69.36   | \$ 22.20   | \$ 639.92                                     |
| McPherson, Steven M; Tymoski, Theresa   | 53-09-02-200-145.000-015 |        | 1A              | N  | \$ 181,200             | \$ 92,670                            | \$ 88,530         | \$ 1.5790                             | \$ 2.3198                | \$ 1,348.24        | \$ 2,124.93         | \$ 227.68  | \$ -   | \$ 549.01                               | \$ 776.69                                   | \$ 69.36   | \$ 22.20   | \$ 685.13                                     |
| Lefler, Gregory Sean  | 53-09-02-200-008.001-015 | 1509   | 1A              | N  | \$ 212,900             | \$ 106,765                           | \$ 106,135        | \$ 1.5790                             | \$ 2.3198                | \$ 1,616.36        | \$ 2,498.95         | \$ 267.74  | \$ -   | \$ 614.85                               | \$ 882.59                                   | \$ 69.36   | \$ 22.20   | \$ 791.03                                     |
| State Of Indiana  | 53-09-12-300-002.000-015 |        | 1A              | N  | \$ -                   | \$ -                                 | \$ -              | \$ 1.5790                             | \$ 2.3198                | \$ -               | \$ -                | \$ -   | \$ -   | \$ -                                    | \$ -  | \$ -   | \$ -   | \$ -  |
| Li, Changqing & Yang, Jinjin  | 53-09-02-100-003.093-015 | 2309   | 1A              | N  | \$ 460,600             | \$ 193,460                           | \$ 267,140        | \$ 1.5790                             | \$ 2.3198                | \$ 4,068.36        | \$ 5,446.85         | \$ 583.59  | \$ -   | \$ 794.90                               | \$ 1,378.49                                 | \$ 69.36   | \$ 22.20   | \$ 1,286.93                                   |
| Evans, James Wesley & Shirree Alexandra   | 53-09-02-100-003.094-015 | 2309   | 1A              | N  | \$ 381,300             | \$ 165,705                           | \$ 215,595        | \$ 1.5790                             | \$ 2.3198                | \$ 3,283.36        | \$ 4,503.08         | \$ 482.47  | \$ -   | \$ 737.26                               | \$ 1,219.72                                 | \$ 69.36   | \$ 22.20   | \$ 1,128.16                                   |
| Atkinson, Kyle R & Hensler, Pamela J  | 53-09-02-100-003.095-015 | 2309   | 1A              | N  | \$ 388,000             | \$ 157,550                           | \$ 200,450        | \$ 1.5790                             | \$ 2.3198                | \$ 3,052.72        | \$ 4,225.80         | \$ 452.76  | \$ -   | \$ 720.31                               | \$ 1,173.08                                 | \$ 69.36   | \$ 22.20   | \$ 1,081.52                                   |
| Berg, Carolyn J   | 53-09-02-100-003.096-015 | 2309   | 1A              | N  | \$ 335,800             | \$ 149,780                           | \$ 186,020        | \$ 1.5790                             | \$ 2.3198                | \$ 2,832.96        | \$ 3,961.59         | \$ 424.45  | \$ -   | \$ 704.18                               | \$ 1,128.63                                 | \$ 69.36   | \$ 22.20   | \$ 1,037.07                                   |
| Norbu, Lhundup N. & Taylor-Norbu, Theresa L                                     | 53-09-02-100-003.097-015 | 2309   | 1A              | N  | \$ 330,000             | \$ 147,750                           | \$ 182,250        | \$ 1.5790                             | \$ 2.3198                | \$ 2,775.54        | \$ 3,892.57         | \$ 417.06  | \$ -   | \$ 699.97                               | \$ 1,117.03                                 | \$ 69.36   | \$ 22.20   | \$ 1,025.47                                   |
| Shaw, David A & Margaret A  | 53-09-02-100-003.098-015 | 2309   | 1A              | N  | \$ 425,900             | \$ 181,315                           | \$ 244,585        | \$ 1.5790                             | \$ 2.3198                | \$ 3,724.84        | \$ 5,033.88         | \$ 539.34  | \$ -   | \$ 769.70                               | \$ 1,309.04                                 | \$ 69.36   | \$ 22.20   | \$ 1,217.48                                   |
| Serrano-Vargas, Heidi & Rodriguez-Colon, Edwin Omar                             | 53-09-02-100-003.099-015 | 2309   | 1A              | N  | \$ 332,600             | \$ 148,660                           | \$ 183,940        | \$ 1.5790                             | \$ 2.3198                | \$ 2,801.28        | \$ 3,923.51         | \$ 420.38  | \$ -   | \$ 701.85                               | \$ 1,122.23                                 | \$ 69.36   | \$ 22.20   | \$ 1,030.67                                   |
| Sherman, William & Sheryl   | 53-09-02-400-003.184-015 | 2309   | 1A              | N  | \$ 282,200             | \$ 131,020                           | \$ 151,180        | \$ 1.5790                             | \$ 2.3198                | \$ 2,302.36        | \$ 3,323.70         | \$ 356.12  | \$ -   | \$ 665.23                               | \$ 1,021.34                                 | \$ 69.36   | \$ 22.20   | \$ 929.78                                     |
| Alexander, Rudolph & Kimberly Braun   | 53-09-02-400-003.185-015 | 2309   | 1A              | N  | \$ 306,400             | \$ 189,410                           | \$ 116,990        | \$ 1.5790                             | \$ 2.3198                | \$ 1,781.68        | \$ 2,931.66         | \$ 314.11  | \$ -   | \$ 835.87                               | \$ 1,149.98                                 | \$ -   | \$ -   | \$ 1,149.98                                   |
| Foley, Paul Michael III   | 53-09-02-400-003.186-015 | 2309   | 1A              | N  | \$ 326,800             | \$ 146,630                           | \$ 180,170        | \$ 1.5790                             | \$ 2.3198                | \$ 2,743.84        | \$ 3,854.48         | \$ 412.97  | \$ -   | \$ 697.66                               | \$ 1,110.64                                 | \$ 69.36   | \$ 22.20   | \$ 1,019.08                                   |
| Means, William John & Elise H   | 53-09-02-400-003.187-015 | 2309   | 1A              | N  | \$ 329,900             | \$ 147,715                           | \$ 182,185        | \$ 1.5790                             | \$ 2.3198                | \$ 2,774.54        | \$ 3,891.37         | \$ 416.93  | \$ -   | \$ 699.90                               | \$ 1,116.83                                 | \$ 69.36   | \$ 22.20   | \$ 1,025.27                                   |
| Snider, Adam P & Bailey E   | 53-09-02-400-003.188-015 | 2309   | 1A              | N  | \$ 317,000             | \$ 143,200                           | \$ 173,800        | \$ 1.5790                             | \$ 2.3198                | \$ 2,646.84        | \$ 3,737.85         | \$ 400.48  | \$ -   | \$ 690.53                               | \$ 1,091.01                                 | \$ -   | \$ -   | \$ 1,091.01                                   |
| Crespo, William F   | 53-09-02-400-003.189-015 | 2309   | 1A              | N  | \$ 314,800             | \$ 139,430                           | \$ 175,370        | \$ 1.5790                             | \$ 2.3198                | \$ 2,670.76        | \$ 3,714.90         | \$ 398.02  | \$ -   | \$ 646.12                               | \$ 1,044.14                                 | \$ 69.36   | \$ 22.20   | \$ 952.58                                     |
| Zoh, Roger & Tekwe, Dwele Carmen  | 53-09-02-400-003.190-015 | 2309   | 1A              | N  | \$ 321,000             | \$ 169,560                           | \$ 151,440        | \$ 1.5790                             | \$ 2.3198                | \$ 2,306.32        | \$ 3,758.54         | \$ 402.70  | \$ -   | \$ 1,049.52                             | \$ 1,452.22                                 | \$ 69.36   | \$ 22.20   | \$ 1,360.66                                   |
| Jedlicka, Jason   | 53-09-02-400-003.191-015 | 2309   | 1A              | N  | \$ 335,100             | \$ 149,535                           | \$ 185,565        | \$ 1.5790                             | \$ 2.3198                | \$ 2,826.02        | \$ 3,953.27         | \$ 423.57  | \$ -   | \$ 703.68                               | \$ 1,127.25                                 | \$ 69.36   | \$ 22.20   | \$ 1,035.69                                   |
| Stonechase Homeowners Association, Inc  | 53-09-02-100-303.094-015 | 2309   | 1A              | N  | \$ -                   | \$ -                                 | \$ -              | \$ 1.5790                             | \$ 2.3198                | \$ -               | \$ -                | \$ -   | \$ -   | \$ -                                    | \$ -  | \$ -   | \$ -   | \$ -  |
| Stonechase Homeowners Association, Inc  | 53-09-02-400-003.096-015 | 2309   | 1A              | N  | \$ -                   | \$ -                                 | \$ -              | \$ 1.5790                             | \$ 2.3198                | \$ -               | \$ -                | \$ -   | \$ -   | \$ -                                    | \$ -  | \$ -   | \$ -   | \$ -  |
| Ping, Robert E  | 53-09-01-212-005.000-015 |        | 1A              | N  | \$ 139,600             | \$ 92,110                            | \$ 47,490         | \$ 1.5790                             | \$ 2.3198                | \$ 389.28          | \$ 397.07           | \$ -   | \$ -   | \$ 7.79                                 | \$ 7.79                                     | \$ 69.36   | \$ 14.76   | \$ (76.33)                                    |
| Howell, Monty & Sharon  | 53-09-01-209-054.000-015 |        | 1A              | N  | \$ 149,700             | \$ 84,645                            | \$ 65,055         | \$ 1.5790                             | \$ 2.3198                | \$ 990.74          | \$ 1,630.22         | \$ 174.67  | \$ -   | \$ 464.80                               | \$ 639.48                                   | \$ 69.36   | \$ 14.76   | \$ 555.36                                     |
| Wallace, Carol Ann  | 53-09-01-211-033.000-015 |        | 1A              | N  | \$ 136,500             | \$ 80,025                            | \$ 56,475         | \$ 1.5790                             | \$ 2.3198                | \$ 860.08          | \$ 1,415.20         | \$ 151.63  | \$ -   | \$ 403.49                               | \$ 555.12                                   | \$ 69.36   | \$ 14.76   | \$ 471.00                                     |
| Liberty Business Park LLC   | 53-01-61-955-002.000-015 | 2443   | 1A              | N  | \$ 1,670,600           | \$ -                                 | \$ 1,670,600      | \$ 1.5790                             | \$ 2.3198                | \$ 26,378.76       | \$ 43,404.95        | \$ 4,650.53  | \$ -   | \$ 12,375.66                            | \$ 17,026.19                                | \$ 69.36   | \$ 478.32  | \$ 16,478.51                                  |
| Woodson Davis Bloomington LLC   | 53-01-61-955-003.000-015 | 2474   | 1A              | N  | \$ 4,260,200           | \$ 4,260,200                         | \$ -              | \$ 1.5790                             | \$ 2.3198                | \$ -               | \$ -                | \$ -   | \$ -   | \$ -                                    | \$ -  | \$ -   | \$ -   | \$ -  |
| Bryan Rental Inc  | 53-09-01-400-006.000-015 |        | 1A              | N  | \$ 1,216,100           | \$ -                                 | \$ 1,216,100      | \$ 1.5790                             | \$ 2.3198                | \$ 19,202.22       | \$ 31,596.29        | \$ 3,385.32  | \$ -   | \$ 9,008.75                             | \$ 12,394.07                                | \$ 69.36   | \$ 37.08   | \$ 12,287.63                                  |
| Sharpe, Richard C & Mary F Trust  | 53-09-01-209-043.000-015 | 1839   | 1A              | N  | \$ 196,800             | \$ 101,130                           | \$ 95,670         | \$ 1.5790                             | \$ 2.3198                | \$ 1,457.00        | \$ 2,307.34         | \$ 247.21  | \$ -   | \$ 603.13                               | \$ 850.34                                   | \$ 69.36   | \$ 14.76   | \$ 766.22                                     |
| Hogue, James Eugene & Annie Michelle  | 53-09-01-209-006.000-015 |        | 1A              | N  | \$ 161,200             | \$ 88,670                            | \$ 72,530         | \$ 1.5790                             | \$ 2.3198                | \$ 1,104.58        | \$ 1,817.54         | \$ 194.74  | \$ -   | \$ 518.21                               | \$ 712.96                                   | \$ 69.36   | \$ 14.76   | \$ 628.84                                     |
| State of Indiana  | 53-05-31-101-036.000-004 |        | 1A              | N  | \$ -                   | \$ -                                 | \$ -              | \$ 1.5403                             | \$ 2.2811                | \$ -               | \$ -                | \$ -   | \$ -   | \$ -                                    | \$ -  | \$ -   | \$ -   | \$ -  |
| Stonelake Corp  | 53-05-29-100-018.002-004 | 2291   | 1A              | N  | \$ 65,200              | \$ -                                 | \$ 65,200         | \$ 1.5403                             | \$ 2.2811                | \$ 1,004.28        | \$ 1,665.74         | \$ 178.47  | \$ -   | \$ 482.99                               | \$ 661.46                                   | \$ -   | \$ -   | \$ 661.46                                     |
| Hermann, Kenneth F & Denise M   | 53-05-29-100-018.033-004 |        | 1A              | N  | \$ 256,500             | \$ 122,025                           | \$ 134,475        | \$ 1.5403                             | \$ 2.2811                | \$ 1,997.88        | \$ 3,017.84         | \$ 323.34  | \$ -   | \$ 696.62                               | \$ 1,019.96                                 | \$ -   | \$ -   | \$ 1,019.96                                   |
| Andrews, Frederick Trust, (1/2 interest); Andrews, Sereta Trust, (1/2 interest) | 53-05-29-100-018.034-004 |        | 1A              | N  | \$ 256,500             | \$ 119,025                           | \$ 137,475        | \$ 1.5403                             | \$ 2.2811                | \$ 2,042.46        | \$ 3,021.08         | \$ 323.69  | \$ -   | \$ 654.93                               | \$ 978.62                                   | \$ -   | \$ -   | \$ 978.62                                     |
| Stonelake Homes LLC   | 53-05-29-100-018.035-004 |        | 1A              | N  | \$ 1,900               | \$ -                                 | \$ 1,900          | \$ 1.5403                             | \$ 2.2811                | \$ 29.28           | \$ 48.54            | \$ 5.20  | \$ -   | \$ 14.06                                | \$ 19.26                                    | \$ -   | \$ -   | \$ 19.26                                      |

# City of Bloomington

## Area #1A: South-West Annexation Area - Tax Impacts Analysis

Note (1): This section shows the inc/(dec) in tax bills due to differences between township fire protection rates and the Monroe Fire Protection District fire rate

| Owner Name   | Parcel #                 | Waiver | Annexation Area | AG | 2020 Pay 2021 Gross AV | 2020 Pay 2021 Deductions /Exemptions | 2020 Pay 2021 NAV | Pre-Annex 2020 Pay 2021 Prop Tax Rate | Post-Annex Prop Tax Rate | Pre-Annex Tax Bill | Post-Annex Tax Bill | Net Tax Bill Increase Due Solely to AV Growth (12% - Aggregate over 4 years) | Net Tax Bill Increase Due to Difference Between Fire Rates (1) | Net Tax Bill Increase Due to Annexation | Total Post-Annexation Net Tax Bill Increase | Benefit 1 Yearly Sewer Bill Savings (@ 4000 Gal/Month) | Benefit 2 Yearly Fire Protection (Water Surcharge) Savings | Post-Annex Tax Bill Inc/(Dec) Net of Benefits |
|--|--------------------------|--------|-----------------|----|------------------------|--------------------------------------|-------------------|---------------------------------------|--------------------------|--------------------|---------------------|--|--|---|---|--|--|---|
| Stonelake Homes LLC                                  | 53-05-29-100-018.036-004 |        | 1A              | N  | \$ 1,900               | \$ -                                 | \$ 1,900          | \$ 1.5403                             | \$ 2.2811                | \$ 29.28           | \$ 48.54            | \$ 5.20  | \$ -   | \$ 14.06                                | \$ 19.26                                    | \$ -   | \$ -   | \$ 19.26                                      |
| Doyle, Albert L & Connie                             | 53-05-29-100-018.041-004 |        | 1A              | N  | \$ 252,100             | \$ 117,485                           | \$ 134,615        | \$ 1.5403                             | \$ 2.2811                | \$ 1,999.96        | \$ 2,968.71         | \$ 318.08  | \$ -   | \$ 650.67                               | \$ 968.75                                   | \$ -   | \$ -   | \$ 968.75                                     |
| Hunter, Jordan J; Hunter, David R                    | 53-05-29-100-018.042-004 |        | 1A              | N  | \$ 272,300             | \$ 127,555                           | \$ 144,745        | \$ 1.5403                             | \$ 2.2811                | \$ 2,150.48        | \$ 3,205.87         | \$ 343.48  | \$ -   | \$ 711.91                               | \$ 1,055.39                                 | \$ -   | \$ -   | \$ 1,055.39                                   |
| Sitzes, Glenn D & Pamela A                           | 53-05-29-100-018.043-004 |        | 1A              | N  | \$ 259,100             | \$ 122,935                           | \$ 136,165        | \$ 1.5403                             | \$ 2.2811                | \$ 2,023.00        | \$ 3,048.79         | \$ 326.66  | \$ -   | \$ 699.13                               | \$ 1,025.79                                 | \$ -   | \$ -   | \$ 1,025.79                                   |
| Gierke, Brenda Jean                                  | 53-05-29-100-018.044-004 |        | 1A              | N  | \$ 259,100             | \$ 122,935                           | \$ 136,165        | \$ 1.5403                             | \$ 2.2811                | \$ 2,023.00        | \$ 3,048.79         | \$ 326.66  | \$ -   | \$ 699.13                               | \$ 1,025.79                                 | \$ -   | \$ -   | \$ 1,025.79                                   |
| Stonelake Homes LLC                                  | 53-05-29-100-018.045-004 |        | 1A              | N  | \$ 1,900               | \$ -                                 | \$ 1,900          | \$ 1.5403                             | \$ 2.2811                | \$ 29.28           | \$ 48.54            | \$ 5.20  | \$ -   | \$ 14.06                                | \$ 19.26                                    | \$ -   | \$ -   | \$ 19.26                                      |
| Stonelake Homes LLC                                  | 53-05-29-100-018.046-004 |        | 1A              | N  | \$ 1,900               | \$ -                                 | \$ 1,900          | \$ 1.5403                             | \$ 2.2811                | \$ 29.28           | \$ 48.54            | \$ 5.20  | \$ -   | \$ 14.06                                | \$ 19.26                                    | \$ -   | \$ -   | \$ 19.26                                      |
| Stonelake Homes LLC                                  | 53-05-29-100-018.047-004 |        | 1A              | N  | \$ 1,900               | \$ -                                 | \$ 1,900          | \$ 1.5403                             | \$ 2.2811                | \$ 29.28           | \$ 48.54            | \$ 5.20  | \$ -   | \$ 14.06                                | \$ 19.26                                    | \$ -   | \$ -   | \$ 19.26                                      |
| Stonelake Homes LLC                                  | 53-05-29-100-018.048-004 |        | 1A              | N  | \$ 1,900               | \$ -                                 | \$ 1,900          | \$ 1.5403                             | \$ 2.2811                | \$ 29.28           | \$ 48.54            | \$ 5.20  | \$ -   | \$ 14.06                                | \$ 19.26                                    | \$ -   | \$ -   | \$ 19.26                                      |
| Stonelake Homes LLC                                  | 53-05-29-100-018.049-004 |        | 1A              | N  | \$ 1,900               | \$ -                                 | \$ 1,900          | \$ 1.5403                             | \$ 2.2811                | \$ 29.28           | \$ 48.54            | \$ 5.20  | \$ -   | \$ 14.06                                | \$ 19.26                                    | \$ -   | \$ -   | \$ 19.26                                      |
| Stonelake Homes LLC                                  | 53-05-29-100-018.050-004 |        | 1A              | N  | \$ 1,900               | \$ -                                 | \$ 1,900          | \$ 1.5403                             | \$ 2.2811                | \$ 29.28           | \$ 48.54            | \$ 5.20  | \$ -   | \$ 14.06                                | \$ 19.26                                    | \$ -   | \$ -   | \$ 19.26                                      |
| Engle, Timothy J & Tina J                            | 53-05-29-100-018.051-004 |        | 1A              | N  | \$ 144,600             | \$ 82,860                            | \$ 61,740         | \$ 1.5403                             | \$ 2.2811                | \$ 917.26          | \$ 1,521.42         | \$ 163.01  | \$ -   | \$ 441.15                               | \$ 604.16                                   | \$ -   | \$ -   | \$ 604.16                                     |
| Stogdill, Jeffrey Scott & Tonya Augusta              | 53-05-29-100-018.052-004 |        | 1A              | N  | \$ 144,300             | \$ 82,755                            | \$ 61,545         | \$ 1.5403                             | \$ 2.2811                | \$ 914.36          | \$ 1,516.61         | \$ 162.49  | \$ -   | \$ 439.76                               | \$ 602.25                                   | \$ -   | \$ -   | \$ 602.25                                     |
| Trinity Reformed Church of Bloomington, Indiana Inc. | 53-09-11-400-006.006-015 | 2373   | 1A              | N  | \$ 3,200               | \$ 3,200                             | \$ -              | \$ 1.5790                             | \$ 2.3198                | \$ -               | \$ -                | \$ -   | \$ -   | \$ -                                    | \$ -  | \$ -   | \$ -   | \$ -  |
| Commercial Buildings LLC                             | 53-04-36-401-001.002-011 | 2479   | 1A              | N  | \$ 427,500             | \$ -                                 | \$ 427,500        | \$ 1.7781                             | \$ 2.4986                | \$ 7,601.38        | \$ 11,963.46        | \$ 1,281.80  | \$ -   | \$ 3,080.28                             | \$ 4,362.08                                 | \$ -   | \$ -   | \$ 4,362.08                                   |
| 3808 West Gifford Road LLC                           | 53-09-01-300-033.002-015 |        | 1A              | N  | \$ 82,200              | \$ -                                 | \$ 82,200         | \$ 1.5790                             | \$ 2.3198                | \$ 1,297.92        | \$ 1,981.75         | \$ 212.33  | \$ -   | \$ 471.50                               | \$ 683.83                                   | \$ -   | \$ -   | \$ 683.83                                     |
| Hospitality House Inc                                | 53-09-01-300-033.003-015 |        | 1A              | N  | \$ 199,100             | \$ -                                 | \$ 199,100        | \$ 1.5790                             | \$ 2.3198                | \$ 3,143.80        | \$ 5,172.95         | \$ 554.24  | \$ -   | \$ 1,474.90                             | \$ 2,029.15                                 | \$ -   | \$ -   | \$ 2,029.15                                   |
| 3998 West Gifford Road LLC                           | 53-09-01-300-033.004-015 |        | 1A              | N  | \$ 60,800              | \$ -                                 | \$ 60,800         | \$ 1.5790                             | \$ 2.3198                | \$ 960.04          | \$ 1,427.50         | \$ 152.95  | \$ -   | \$ 314.51                               | \$ 467.46                                   | \$ -   | \$ -   | \$ 467.46                                     |
| Board Of Commissioners Monroe County, The            | 53-04-36-100-030.000-011 |        | 1A              | N  | \$ -                   | \$ -                                 | \$ -              | \$ 1.7781                             | \$ 2.4986                | \$ -               | \$ -                | \$ -   | \$ -   | \$ -                                    | \$ -  | \$ -   | \$ -   | \$ -  |

# City of Bloomington

## Area #1B: South-West Annexation Area - Tax Impacts Analysis



Note (1): This section shows the inc/(dec) in tax bills due to differences between township fire protection rates and the Monroe Fire Protection District fire rate

| Owner Name   | Parcel #                 | Waiver | Annexation Area | AG | 2020 Pay 2021 Gross AV | 2020 Pay 2021 Deductions/Exemptions | 2020 Pay 2021 NAV | Pre-Annex 2020 Pay 2021 Prop Tax Rate | Post-Annex Prop Tax Rate | Pre-Annex Tax Bill | Post-Annex Tax Bill | Net Tax Bill Increase Due Solely to AV Growth (12% - Aggregate over 4 years) | Net Tax Bill Increase Due to Difference Between Fire Rates (1) | Net Tax Bill Increase Due to Annexation | Total Post-Annexation Net Tax Bill Increase | Benefit 1 Yearly Sewer Bill Savings (@ 4000 Gal/Month) | Benefit 2 Yearly Fire Protection (Water Surcharge) Savings | Post-Annex Net of Benefits Tax Bill Inc/(Dec) |
|--|--------------------------|--------|-----------------|----|------------------------|-------------------------------------|-------------------|---------------------------------------|--------------------------|--------------------|---------------------|--|--|---|---|--|--|---|
| Drewes, James T  | 53-08-17-403-038.000-008 |        | 1B              | N  | \$ 161,100             | \$ -                                | \$ 161,100        | \$ 1.5437                             | \$ 2.2845                | \$ 2,486.90        | \$ 3,782.40         | \$ 405.26  | \$ -   | \$ 890.24                               | \$ 1,295.50                                 | \$ -   | \$ -   | \$ 1,295.50                                   |
| Moberly, Brent A   | 53-08-17-403-037.000-008 | 1461   | 1B              | N  | \$ 132,900             | \$ 75,765                           | \$ 57,135         | \$ 1.5437                             | \$ 2.2845                | \$ 850.72          | \$ 1,410.04         | \$ 151.07  | \$ -   | \$ 408.25                               | \$ 559.32                                   | \$ -   | \$ -   | \$ 559.32                                     |
| Lane, William G & Rosann   | 53-08-17-301-156.000-008 | 1985   | 1B              | N  | \$ 244,200             | \$ 114,720                          | \$ 129,480        | \$ 1.5437                             | \$ 2.2845                | \$ 1,927.92        | \$ 2,874.70         | \$ 308.01  | \$ -   | \$ 638.77                               | \$ 946.78                                   | \$ 69.36   | \$ 22.20   | \$ 855.22                                     |
| Stautz, Robert W & Marsha L  | 53-08-20-200-002.000-008 | 2341   | 1B              | N  | \$ 380,600             | \$ 190,420                          | \$ 190,180        | \$ 1.5437                             | \$ 2.2845                | \$ 2,831.72        | \$ 4,467.85         | \$ 478.71  | \$ -   | \$ 1,157.42                             | \$ 1,636.13                                 | \$ -   | \$ -   | \$ 1,636.13                                   |
| Larson, Kevin & Pearman, Dana                                      | 53-08-20-200-020.000-008 | 2342   | 1B              | N  | \$ 425,400             | \$ 231,060                          | \$ 194,340        | \$ 1.5437                             | \$ 2.2845                | \$ 2,893.64        | \$ 4,796.12         | \$ 513.87  | \$ -   | \$ 1,388.61                             | \$ 1,902.48                                 | \$ -   | \$ -   | \$ 1,902.48                                   |
| Killion, Ricky M & Cheryl A  | 53-08-17-403-047.000-008 |        | 1B              | N  | \$ 168,400             | \$ 91,190                           | \$ 77,210         | \$ 1.5437                             | \$ 2.2845                | \$ 1,149.64        | \$ 1,905.47         | \$ 204.15  | \$ 359.11  | \$ 551.68                               | \$ 755.83                                   | \$ -   | \$ -   | \$ 755.83                                     |
| Oyler, Samuel G  | 53-08-17-403-034.000-008 |        | 1B              | N  | \$ 160,000             | \$ 88,250                           | \$ 71,750         | \$ 1.5437                             | \$ 2.2845                | \$ 1,068.32        | \$ 1,770.73         | \$ 189.72  | \$ 333.72  | \$ 512.69                               | \$ 702.41                                   | \$ -   | \$ -   | \$ 702.41                                     |
| Rifkowitz, Lewis   | 53-08-17-403-015.000-008 |        | 1B              | N  | \$ 139,700             | \$ -                                | \$ 139,700        | \$ 1.5437                             | \$ 2.2845                | \$ 2,156.56        | \$ 3,279.95         | \$ 351.42  | \$ -   | \$ 771.97                               | \$ 1,123.39                                 | \$ -   | \$ -   | \$ 1,123.39                                   |
| Hartley, Cecilia A   | 53-08-17-403-023.000-008 |        | 1B              | N  | \$ 146,200             | \$ 94,420                           | \$ 51,780         | \$ 1.5437                             | \$ 2.2845                | \$ 571.74          | \$ 583.17           | \$ -   | \$ -   | \$ 11.43                                | \$ 11.43                                    | \$ -   | \$ -   | \$ 11.43                                      |
| Tuttle, Angela Dee & Susan A Johnson                               | 53-08-17-403-019.000-008 |        | 1B              | N  | \$ 121,700             | \$ 71,845                           | \$ 49,855         | \$ 1.5437                             | \$ 2.2845                | \$ 742.32          | \$ 1,230.38         | \$ 131.83  | \$ -   | \$ 356.23                               | \$ 488.06                                   | \$ -   | \$ -   | \$ 488.06                                     |
| Barton, Michael  | 53-08-17-103-003.000-008 |        | 1B              | N  | \$ 149,600             | \$ 81,610                           | \$ 67,990         | \$ 1.5437                             | \$ 2.2845                | \$ 1,012.34        | \$ 1,677.93         | \$ 179.78  | \$ -   | \$ 485.80                               | \$ 665.59                                   | \$ 69.36   | \$ 22.20   | \$ 574.03                                     |
| Hamilton, Paul D & Lindsey B                                       | 53-08-17-102-056.000-008 |        | 1B              | N  | \$ 187,000             | \$ 92,940                           | \$ 94,060         | \$ 1.5437                             | \$ 2.2845                | \$ 1,406.32        | \$ 2,303.31         | \$ 246.78  | \$ -   | \$ 650.21                               | \$ 896.99                                   | \$ 69.36   | \$ 14.76   | \$ 812.87                                     |
| Morris, Jeffrey Michael & Radecki, Allana Janice                   | 53-08-17-204-002.000-008 |        | 1B              | N  | \$ 133,200             | \$ -                                | \$ 133,200        | \$ 1.5437                             | \$ 2.2845                | \$ 2,056.20        | \$ 3,127.34         | \$ 335.07  | \$ -   | \$ 736.07                               | \$ 1,071.14                                 | \$ 69.36   | \$ 22.20   | \$ 979.58                                     |
| Ingles Property Management LLC                                     | 53-08-17-402-003.000-008 | 1244   | 1B              | N  | \$ 129,400             | \$ -                                | \$ 129,400        | \$ 1.5437                             | \$ 2.2845                | \$ 1,997.56        | \$ 3,038.13         | \$ 325.51  | \$ -   | \$ 715.05                               | \$ 1,040.57                                 | \$ 69.36   | \$ 22.20   | \$ 949.01                                     |
| Ratts, Larry D & Patterson, Karen A                                | 53-08-17-101-008.000-008 |        | 1B              | N  | \$ 330,000             | \$ 144,750                          | \$ 185,250        | \$ 1.5437                             | \$ 2.2845                | \$ 2,758.30        | \$ 3,895.80         | \$ 417.41  | \$ -   | \$ 720.10                               | \$ 1,137.50                                 | \$ 69.36   | \$ 14.76   | \$ 1,053.38                                   |
| Best, Tamara   | 53-08-17-102-057.000-008 |        | 1B              | N  | \$ 263,000             | \$ 119,435                          | \$ 143,565        | \$ 1.5437                             | \$ 2.2845                | \$ 2,143.60        | \$ 3,211.90         | \$ 344.14  | \$ -   | \$ 724.17                               | \$ 1,068.30                                 | \$ 69.36   | \$ 14.76   | \$ 984.18                                     |
| Pitner, Gregory G & Donna E  | 53-08-20-200-031.000-008 | 2343   | 1B              | N  | \$ 330,200             | \$ 147,820                          | \$ 182,380        | \$ 1.5437                             | \$ 2.2845                | \$ 2,715.56        | \$ 3,894.96         | \$ 417.32  | \$ -   | \$ 762.07                               | \$ 1,179.40                                 | \$ 69.36   | \$ 22.20   | \$ 1,087.84                                   |
| McGhie, Thomas W & Alyson M  | 53-08-20-200-009.000-008 | 2344   | 1B              | N  | \$ 364,300             | \$ 159,755                          | \$ 204,545        | \$ 1.5437                             | \$ 2.2845                | \$ 3,045.60        | \$ 4,300.77         | \$ 460.79  | \$ -   | \$ 794.38                               | \$ 1,255.17                                 | \$ -   | \$ -   | \$ 1,255.17                                   |
| Din, Mohammed Zahid & Faiza  | 53-08-20-200-024.000-008 | 2486   | 1B              | N  | \$ 526,100             | \$ 216,385                          | \$ 309,715        | \$ 1.5437                             | \$ 2.2845                | \$ 4,611.54        | \$ 6,226.37         | \$ 667.11  | \$ -   | \$ 947.72                               | \$ 1,614.83                                 | \$ -   | \$ -   | \$ 1,614.83                                   |
| Butler, Daniel J & Monica J  | 53-08-17-301-152.000-008 | 2061   | 1B              | N  | \$ 358,700             | \$ 157,795                          | \$ 200,905        | \$ 1.5437                             | \$ 2.2845                | \$ 2,991.40        | \$ 4,234.14         | \$ 453.66  | \$ -   | \$ 789.07                               | \$ 1,242.74                                 | \$ 69.36   | \$ 22.20   | \$ 1,151.18                                   |
| Brummett, Russell E & Samantha G                                   | 53-08-17-301-092.000-008 | 2108   | 1B              | N  | \$ 289,200             | \$ 133,470                          | \$ 155,730        | \$ 1.5437                             | \$ 2.2845                | \$ 2,318.76        | \$ 3,407.01         | \$ 365.04  | \$ -   | \$ 723.21                               | \$ 1,088.25                                 | \$ 69.36   | \$ 22.20   | \$ 996.69                                     |
| Crowhurst, James W Jr & Lisa M                                     | 53-08-17-301-154.000-008 | 2200   | 1B              | N  | \$ 374,500             | \$ 163,325                          | \$ 211,175        | \$ 1.5437                             | \$ 2.2845                | \$ 3,144.32        | \$ 4,422.16         | \$ 473.80  | \$ -   | \$ 804.04                               | \$ 1,277.84                                 | \$ 69.36   | \$ 22.20   | \$ 1,186.28                                   |
| Kelly-Josse, Cameron M & Andrews, Jenifer A                        | 53-08-17-301-153.000-008 | 2345   | 1B              | N  | \$ 351,400             | \$ 155,240                          | \$ 196,160        | \$ 1.5437                             | \$ 2.2845                | \$ 2,920.76        | \$ 4,147.25         | \$ 444.34  | \$ -   | \$ 782.14                               | \$ 1,226.49                                 | \$ 69.36   | \$ 22.20   | \$ 1,134.93                                   |
| Allison, Lucas D & Jacqueline Wyka                                 | 53-08-17-301-091.000-008 | 2125   | 1B              | N  | \$ 348,100             | \$ 154,085                          | \$ 194,015        | \$ 1.5437                             | \$ 2.2845                | \$ 2,888.80        | \$ 4,107.98         | \$ 440.14  | \$ -   | \$ 779.04                               | \$ 1,219.18                                 | \$ 69.36   | \$ 22.20   | \$ 1,127.62                                   |
| Crowhurst, James W & Lisa M; Henderson, Penny Francine & Jerry Leo | 53-08-17-301-108.000-008 | 2314   | 1B              | N  | \$ 284,500             | \$ 131,825                          | \$ 152,675        | \$ 1.5437                             | \$ 2.2845                | \$ 2,273.28        | \$ 3,351.07         | \$ 359.04  | \$ -   | \$ 718.75                               | \$ 1,077.79                                 | \$ 69.36   | \$ 22.20   | \$ 986.23                                     |
| Abdo, Mark & Joann Alperstein                                      | 53-08-17-301-207.000-008 | 2100   | 1B              | N  | \$ 423,600             | \$ 180,510                          | \$ 243,090        | \$ 1.5437                             | \$ 2.2845                | \$ 3,619.52        | \$ 5,006.51         | \$ 536.42  | \$ -   | \$ 850.58                               | \$ 1,386.99                                 | \$ 69.36   | \$ 22.20   | \$ 1,295.43                                   |
| Jackson, JeNey J & Audra C   | 53-08-20-200-027.000-008 | 2228   | 1B              | N  | \$ 568,200             | \$ 231,120                          | \$ 337,080        | \$ 1.5437                             | \$ 2.2845                | \$ 5,019.00        | \$ 6,727.41         | \$ 720.80  | \$ -   | \$ 987.61                               | \$ 1,708.41                                 | \$ 69.36   | \$ 22.20   | \$ 1,616.85                                   |
| Jerke, Travis & Kathy  | 53-08-20-200-018.000-008 | 2302   | 1B              | N  | \$ 315,200             | \$ 142,570                          | \$ 172,630        | \$ 1.5437                             | \$ 2.2845                | \$ 2,570.40        | \$ 3,716.44         | \$ 398.20  | \$ -   | \$ 747.84                               | \$ 1,146.04                                 | \$ 69.36   | \$ 22.20   | \$ 1,054.48                                   |
| Whelan, J David  | 53-08-20-200-023.000-008 | 2221   | 1B              | N  | \$ 448,300             | \$ 188,630                          | \$ 259,670        | \$ 1.5437                             | \$ 2.2845                | \$ 3,866.40        | \$ 5,284.22         | \$ 566.16  | \$ -   | \$ 851.66                               | \$ 1,417.82                                 | \$ 69.36   | \$ 22.20   | \$ 1,326.26                                   |
| Kentish, Kevin D & Jennifer Lynn                                   | 53-08-20-200-029.000-008 | 2346   | 1B              | N  | \$ 423,200             | \$ 180,370                          | \$ 242,830        | \$ 1.5437                             | \$ 2.2845                | \$ 3,615.64        | \$ 5,001.75         | \$ 535.91  | \$ -   | \$ 850.21                               | \$ 1,386.11                                 | \$ -   | \$ -   | \$ 1,386.11                                   |
| Corns, Michael L & Marsha K Anderson-Corns                         | 53-08-20-200-030.000-008 | 2320   | 1B              | N  | \$ 411,100             | \$ 176,135                          | \$ 234,965        | \$ 1.5437                             | \$ 2.2845                | \$ 3,498.54        | \$ 4,857.75         | \$ 520.48  | \$ -   | \$ 838.73                               | \$ 1,359.21                                 | \$ 69.36   | \$ 22.20   | \$ 1,267.65                                   |
| Richards, Bruce M & Jennifer L                                     | 53-08-20-200-012.000-008 | 2252   | 1B              | N  | \$ 397,800             | \$ 196,440                          | \$ 201,360        | \$ 1.5437                             | \$ 2.2845                | \$ 2,998.16        | \$ 4,672.53         | \$ 500.63  | \$ -   | \$ 1,173.75                             | \$ 1,674.37                                 | \$ 69.36   | \$ 22.20   | \$ 1,582.81                                   |
| Buchanan, Micah W & Melissa D                                      | 53-08-20-200-008.000-008 | 2100   | 1B              | N  | \$ 439,100             | \$ 185,935                          | \$ 253,165        | \$ 1.5437                             | \$ 2.2845                | \$ 3,769.52        | \$ 5,190.98         | \$ 556.18  | \$ -   | \$ 865.28                               | \$ 1,421.46                                 | \$ 69.36   | \$ 22.20   | \$ 1,329.90                                   |
| Ray, David A & W Gale  | 53-08-20-200-028.000-008 | 2107   | 1B              | N  | \$ 360,200             | \$ 183,280                          | \$ 176,920        | \$ 1.5437                             | \$ 2.2845                | \$ 2,634.28        | \$ 4,225.05         | \$ 452.68  | \$ -   | \$ 1,138.09                             | \$ 1,590.77                                 | \$ 69.36   | \$ 22.20   | \$ 1,499.21                                   |
| Hinz, Adam J & Amanda C  | 53-08-20-200-017.000-008 | 2370   | 1B              | N  | \$ 461,900             | \$ 193,915                          | \$ 267,985        | \$ 1.5437                             | \$ 2.2845                | \$ 3,990.20        | \$ 5,462.31         | \$ 585.24  | \$ -   | \$ 886.87                               | \$ 1,472.11                                 | \$ 69.36   | \$ 22.20   | \$ 1,380.55                                   |
| Martinez, Frank & Denise   | 53-08-20-200-015.000-008 | 2195   | 1B              | N  | \$ 352,500             | \$ 155,625                          | \$ 196,875        | \$ 1.5437                             | \$ 2.2845                | \$ 2,931.40        | \$ 4,160.34         | \$ 445.75  | \$ -   | \$ 783.19                               | \$ 1,228.94                                 | \$ 69.36   | \$ 22.20   | \$ 1,137.38                                   |
| Trueblood, Richard D & Alison R                                    | 53-08-20-200-019.000-008 | 2093   | 1B              | N  | \$ 478,300             | \$ 192,900                          | \$ 285,400        | \$ 1.5437                             | \$ 2.2845                | \$ 4,258.42        | \$ 5,848.10         | \$ 626.58  | \$ -   | \$ 963.10                               | \$ 1,589.68                                 | \$ 69.36   | \$ 22.20   | \$ 1,498.12                                   |
| Montgomery, Deborah S; Loring, Victoria L                          | 53-08-20-200-026.000-008 | 2176   | 1B              | N  | \$ 536,500             | \$ 202,115                          | \$ 334,385        | \$ 1.5437                             | \$ 2.2845                | \$ 5,002.18        | \$ 6,936.36         | \$ 743.18  | \$ -   | \$ 1,191.00                             | \$ 1,934.18                                 | \$ 69.36   | \$ 22.20   | \$ 1,842.62                                   |
| Diamond, Susan Lynn & De Veau, Eileen M & Diamond, John A          | 53-08-20-200-025.000-008 | 2304   | 1B              | N  | \$ 396,600             | \$ 168,060                          | \$ 228,540        | \$ 1.5437                             | \$ 2.2845                | \$ 3,402.88        | \$ 4,688.42         | \$ 502.33  | \$ -   | \$ 783.20                               | \$ 1,285.54                                 | \$ 69.36   | \$ 22.20   | \$ 1,193.98                                   |
| Hosea, Todd M & Cindy M  | 53-08-20-200-033.000-008 |        | 1B              | N  | \$ 576,300             | \$ 233,955                          | \$ 342,345        | \$ 1.5437                             | \$ 2.2845                | \$ 5,097.40        | \$ 6,823.79         | \$ 731.11  | \$ -   | \$ 995.28                               | \$ 1,726.39                                 | \$ 69.36   | \$ 22.20   | \$ 1,634.83                                   |
| Phan, Anh H; Nguyen, Trieu Phuong Thi; Tran, Hoa V                 | 53-08-20-200-032.000-008 | 2511   | 1B              | N  | \$ 212,500             | \$ 106,625                          | \$ 105,875        | \$ 1.5437                             | \$ 2.2845                | \$ 1,576.44        | \$ 2,494.19         | \$ 267.23  | \$ -   | \$ 650.52                               | \$ 917.75                                   | \$ -   | \$ -   | \$ 917.75                                     |
| Astvansh, Vivek & Neetu  | 53-08-20-200-021.000-008 | 2125   | 1B              | N  | \$ 434,400             | \$ 184,115                          | \$ 250,285        | \$ 1.5437                             | \$ 2.2845                | \$ 3,726.64        | \$ 5,129.62         | \$ 549.60  | \$ -   | \$ 853.38                               | \$ 1,402.98                                 | \$ 69.36   | \$ 22.20   | \$ 1,311.42                                   |
| Arnold, Troy S & Samantha B  | 53-08-20-200-005.000-008 | 2136   | 1B              | N  | \$ 397,600             | \$ 196,370                          | \$ 201,230        | \$ 1.5437                             | \$ 2.2845                | \$ 2,996.24        | \$ 4,670.17         | \$ 500.38  | \$ -   | \$ 1,173.54                             | \$ 1,673.93                                 | \$ 69.36   | \$ 22.20   | \$ 1,582.37                                   |
| Richardson, Michael D & Maranda L                                  | 53-08-17-301-157.000-008 | 2061   | 1B              | N  | \$ 511,900             | \$ 210,960                          | \$ 300,940        | \$ 1.5437                             | \$ 2.2845                | \$ 4,480.88        | \$ 6,043.31         | \$ 647.50  | \$ -   | \$ 914.93                               | \$ 1,562.43                                 | \$ 69.36   | \$ 22.20   | \$ 1,470.87                                   |
| Wangle Properties LLC  | 53-08-17-102-017.000-008 |        | 1B              | N  | \$ 132,200             | \$ -                                | \$ 132,200        | \$ 1.5437                             | \$ 2.2845                | \$ 2,040.76        | \$ 3,103.87         | \$ 332.56  | \$ -   | \$ 730.55                               | \$ 1,063.11                                 | \$ 69.36   | \$ 22.20   | \$ 971.55                                     |
| McCracken, Linda O   | 53-08-17-407-024.000-008 | 2480   | 1B              | N  | \$ 112,300             | \$ -                                | \$ 112,300        | \$ 1.5437                             | \$ 2.2845                | \$ 1,733.58        | \$ 2,636.64         | \$ 282.50  | \$ -   | \$ 620.56                               | \$ 903.06                                   | \$ 69.36   | \$ 14.76   | \$ 818.94                                     |

# City of Bloomington

## Area #1B: South-West Annexation Area - Tax Impacts Analysis

Note (1): This section shows the inc/(dec) in tax bills due to differences between township fire protection rates and the Monroe Fire Protection District fire rate

| Owner Name   | Parcel #                 | Waiver | Annexation Area | AG | 2020 Pay 2021 Gross AV | 2020 Pay 2021 Deductions/Exemptions | 2020 Pay 2021 NAV | Pre-Annex 2020 Pay 2021 Prop Tax Rate | Post-Annex Prop Tax Rate | Pre-Annex Tax Bill | Post-Annex Tax Bill | Net Tax Bill Increase Due Solely to AV Growth (12% - Aggregate over 4 years) | Net Tax Bill Increase Due to Difference Between Fire Rates (1) | Net Tax Bill Increase Due to Annexation | Total Post-Annexation Net Tax Bill Increase | Benefit 1 Yearly Sewer Bill Savings (@ 4000 Gal/Month) | Benefit 2 Yearly Fire Protection (Water Surcharge) Savings | Post-Annex Net of Benefits Tax Bill Inc/(Dec) |
|--|--------------------------|--------|-----------------|----|------------------------|-------------------------------------|-------------------|---------------------------------------|--------------------------|--------------------|---------------------|--|--|---|---|--|--|---|
| Birch & Brass Design LLC                               | 53-08-17-110-004.000-008 |        | 1B              | N  | \$ 120,400             | \$ 85,390                           | \$ 35,010         | \$ 1.5437                             | \$ 2.2845                | \$ 200.04          | \$ 204.04           | \$ -   | \$ -   | \$ 4.00                                 | \$ 4.00                                     | \$ 69.36   | \$ 22.20   | \$ (87.56)                                    |
| Jones, Phillip M & Wilma Jean                          | 53-08-17-407-021.000-008 | 1224   | 1B              | N  | \$ 82,400              | \$ -                                | \$ 82,400         | \$ 1.5437                             | \$ 2.2845                | \$ 1,272.00        | \$ 1,962.67         | \$ 210.29  | \$ -   | \$ 480.38                               | \$ 690.67                                   | \$ 69.36   | \$ 22.20   | \$ 599.11                                     |
| Bloomington Country Club, Inc.                         | 53-08-17-100-026.000-008 |        | 1B              | N  | \$ 2,242,700           | \$ -                                | \$ 2,242,700      | \$ 1.5437                             | \$ 2.2845                | \$ 34,620.56       | \$ 57,382.37        | \$ 6,148.11  | \$ -   | \$ 16,613.70                            | \$ 22,761.81                                | \$ 69.36   | \$ 74.16   | \$ 22,618.29                                  |
| Professional Golfcar Corp                              | 53-08-18-400-005.000-008 |        | 1B              | N  | \$ 369,100             | \$ -                                | \$ 369,100        | \$ 1.5437                             | \$ 2.2845                | \$ 5,697.80        | \$ 9,443.90         | \$ 1,011.85  | \$ -   | \$ 2,734.25                             | \$ 3,746.10                                 | \$ -   | \$ -   | \$ 3,746.10                                   |
| East, Jillian Emily                                    | 53-08-17-100-037.000-008 | 1010   | 1B              | N  | \$ 110,200             | \$ 70,470                           | \$ 39,730         | \$ 1.5437                             | \$ 2.2845                | \$ 591.56          | \$ 980.50           | \$ 105.06  | \$ -   | \$ 283.88                               | \$ 388.94                                   | \$ 69.36   | \$ 14.76   | \$ 304.82                                     |
| Hamilton, Brandon R & Olafardottir, Olof D             | 53-08-17-102-062.000-008 | 2463   | 1B              | N  | \$ 170,800             | \$ 92,030                           | \$ 78,770         | \$ 1.5437                             | \$ 2.2845                | \$ 1,172.84        | \$ 1,943.95         | \$ 208.27  | \$ -   | \$ 562.84                               | \$ 771.11                                   | \$ 69.36   | \$ 22.20   | \$ 679.55                                     |
| Ellis Investment Properties, LLC                       | 53-08-17-407-019.000-008 |        | 1B              | N  | \$ 80,400              | \$ -                                | \$ 80,400         | \$ 1.5437                             | \$ 2.2845                | \$ 1,887.68        | \$ 2,022.25         | \$ 202.25  | \$ -   | \$ 444.31                               | \$ 646.56                                   | \$ -   | \$ -   | \$ 646.56                                     |
| C & H Stone Company, Inc.                              | 53-08-18-400-004.000-008 |        | 1B              | N  | \$ 512,600             | \$ -                                | \$ 512,600        | \$ 1.5437                             | \$ 2.2845                | \$ 7,913.00        | \$ 13,115.53        | \$ 1,405.24  | \$ -   | \$ 3,797.30                             | \$ 5,202.53                                 | \$ -   | \$ -   | \$ 5,202.53                                   |
| City of Bloomington, Indiana                           | 53-08-18-400-003.000-008 |        | 1B              | N  | \$ -                   | \$ -                                | \$ -              | \$ 1.5437                             | \$ 2.2845                | \$ -               | \$ -                | \$ -   | \$ -   | \$ -                                    | \$ -  | \$ -   | \$ -   | \$ -  |
| State of Indiana                                       | 53-08-18-300-002.000-008 |        | 1B              | N  | \$ -                   | \$ -                                | \$ -              | \$ 1.5437                             | \$ 2.2845                | \$ -               | \$ -                | \$ -   | \$ -   | \$ -                                    | \$ -  | \$ -   | \$ -   | \$ -  |
| AKB Development, LLC                                   | 53-08-19-200-064.000-008 | 2148   | 1B              | N  | \$ 599,700             | \$ -                                | \$ 599,700        | \$ 1.5437                             | \$ 2.2845                | \$ 9,257.56        | \$ 15,344.10        | \$ 1,644.01  | \$ -   | \$ 4,442.53                             | \$ 6,086.54                                 | \$ -   | \$ -   | \$ 6,086.54                                   |
| State of Indiana                                       | 53-08-19-200-061.000-008 | 2148   | 1B              | N  | \$ -                   | \$ -                                | \$ -              | \$ 1.5437                             | \$ 2.2845                | \$ -               | \$ -                | \$ -   | \$ -   | \$ -                                    | \$ -  | \$ -   | \$ -   | \$ -  |
| Brown, Wendell L & Joan L                              | 53-08-17-100-030.000-008 |        | 1B              | N  | \$ 182,200             | \$ 142,105                          | \$ 40,095         | \$ 1.5437                             | \$ 2.2845                | \$ 597.00          | \$ 989.49           | \$ 106.01  | \$ -   | \$ 286.48                               | \$ 392.49                                   | \$ 69.36   | \$ 37.08   | \$ 286.05                                     |
| Charles Layne LLC                                      | 53-01-40-838-000.000-008 |        | 1B              | N  | \$ 2,500               | \$ -                                | \$ 2,500          | \$ 1.5437                             | \$ 2.2845                | \$ 38.60           | \$ 63.97            | \$ 6.85  | \$ -   | \$ 18.51                                | \$ 25.37                                    | \$ -   | \$ -   | \$ 25.37                                      |
| White, Brett E & Heather I                             | 53-08-17-102-047.000-008 |        | 1B              | N  | \$ 167,300             | \$ 90,595                           | \$ 76,705         | \$ 1.5437                             | \$ 2.2845                | \$ 1,142.12        | \$ 1,893.01         | \$ 202.83  | \$ -   | \$ 548.06                               | \$ 750.89                                   | \$ 69.36   | \$ 22.20   | \$ 659.33                                     |
| Cree, R Shane I & Inga                                 | 53-08-17-100-032.000-008 | 1059   | 1B              | N  | \$ 96,500              | \$ -                                | \$ 96,500         | \$ 1.5437                             | \$ 2.2845                | \$ 1,489.68        | \$ 2,265.68         | \$ 242.75  | \$ -   | \$ 533.25                               | \$ 776.00                                   | \$ 69.36   | \$ 14.76   | \$ 691.88                                     |
| Mpt Of Bloomington LLC                                 | 53-08-19-200-059.000-008 | 2148   | 1B              | N  | \$ 14,579,200          | \$ -                                | \$ 14,579,200     | \$ 1.5437                             | \$ 2.2845                | \$ 225,059.12      | \$ 373,027.65       | \$ 39,967.25   | \$ -   | \$ 108,001.28                           | \$ 147,968.53                               | \$ -   | \$ -   | \$ 147,968.53                                 |
| Indiana University Health Inc                          | 53-08-19-200-060.000-008 | 2148   | 1B              | N  | \$ 314,800             | \$ -                                | \$ 314,800        | \$ 1.5437                             | \$ 2.2845                | \$ 4,859.56        | \$ 8,054.56         | \$ 862.99  | \$ -   | \$ 2,332.02                             | \$ 3,195.00                                 | \$ -   | \$ -   | \$ 3,195.00                                   |
| Indiana University Health Inc                          | 53-08-19-200-063.000-008 | 2148   | 1B              | N  | \$ 1,118,000           | \$ -                                | \$ 1,118,000      | \$ 1.5437                             | \$ 2.2845                | \$ 17,258.56       | \$ 28,605.47        | \$ 3,064.87  | \$ -   | \$ 8,282.04                             | \$ 11,346.91                                | \$ -   | \$ -   | \$ 11,346.91                                  |
| Monroe Medical Park Association, Inc                   | 53-08-19-200-058.000-008 | 2148   | 1B              | N  | \$ -                   | \$ -                                | \$ -              | \$ 1.5437                             | \$ 2.2845                | \$ -               | \$ -                | \$ -   | \$ -   | \$ -                                    | \$ -  | \$ -   | \$ -   | \$ -  |
| Duke Energy Indiana Inc                                | 53-08-19-200-063.004-008 | 2148   | 1B              | N  | \$ 638,700             | \$ -                                | \$ 638,700        | \$ 1.5437                             | \$ 2.2845                | \$ 9,859.60        | \$ 16,341.96        | \$ 1,750.92  | \$ -   | \$ 4,731.44                             | \$ 6,482.36                                 | \$ -   | \$ -   | \$ 6,482.36                                   |
| Hays, Timothy  | 53-08-17-400-011.000-008 |        | 1B              | N  | \$ 158,400             | \$ 85,485                           | \$ 72,915         | \$ 1.5437                             | \$ 2.2845                | \$ 1,087.48        | \$ 1,802.46         | \$ 193.12  | \$ -   | \$ 521.86                               | \$ 714.98                                   | \$ 69.36   | \$ 22.20   | \$ 623.42                                     |
| Zen, Edwin K   | 53-01-40-561-000.000-008 |        | 1B              | N  | \$ 266,400             | \$ 122,490                          | \$ 143,910        | \$ 1.5437                             | \$ 2.2845                | \$ 2,142.76        | \$ 3,138.89         | \$ 336.31  | \$ -   | \$ 659.83                               | \$ 996.13                                   | \$ 69.36   | \$ 14.76   | \$ 912.01                                     |
| Karaffa, Paul A & Marni Dickson Karaffa                | 53-08-17-102-069.000-008 |        | 1B              | N  | \$ 144,000             | \$ 79,650                           | \$ 64,350         | \$ 1.5437                             | \$ 2.2845                | \$ 958.16          | \$ 1,588.10         | \$ 170.15  | \$ -   | \$ 459.79                               | \$ 629.94                                   | \$ 69.36   | \$ 22.20   | \$ 538.38                                     |
| Childress, Philip L & Dana R.                          | 53-08-17-401-012.000-008 |        | 1B              | N  | \$ 142,300             | \$ 78,880                           | \$ 63,420         | \$ 1.5437                             | \$ 2.2845                | \$ 944.58          | \$ 1,565.59         | \$ 167.73  | \$ -   | \$ 453.28                               | \$ 621.01                                   | \$ 69.36   | \$ 14.76   | \$ 536.89                                     |
| Schaad, William F                                      | 53-08-20-100-049.000-008 |        | 1B              | N  | \$ 97,000              | \$ -                                | \$ 97,000         | \$ 1.5437                             | \$ 2.2845                | \$ 1,497.40        | \$ 2,277.42         | \$ 244.01  | \$ -   | \$ 536.01                               | \$ 780.02                                   | \$ 69.36   | \$ 22.20   | \$ 688.46                                     |
| Brinegar, Emily R; Sinders, Rebekah Suzanne            | 53-08-20-100-041.000-008 |        | 1B              | N  | \$ 170,400             | \$ 91,890                           | \$ 78,510         | \$ 1.5437                             | \$ 2.2845                | \$ 1,169.00        | \$ 1,937.55         | \$ 207.59  | \$ -   | \$ 560.96                               | \$ 768.55                                   | \$ 69.36   | \$ 22.20   | \$ 676.99                                     |
| Wininger, Thomas R                                     | 53-08-20-100-032.000-008 | 2149   | 1B              | N  | \$ 159,100             | \$ 3,000                            | \$ 156,100        | \$ 1.5437                             | \$ 2.2845                | \$ 2,409.72        | \$ 3,732.20         | \$ 399.88  | \$ -   | \$ 922.60                               | \$ 1,322.48                                 | \$ 69.36   | \$ 22.20   | \$ 1,230.92                                   |
| Colby, Teresa D  | 53-08-17-102-027.000-008 | 1293   | 1B              | N  | \$ 220,500             | \$ 109,425                          | \$ 111,075        | \$ 1.5437                             | \$ 2.2845                | \$ 1,653.86        | \$ 2,589.40         | \$ 277.44  | \$ -   | \$ 658.11                               | \$ 935.54                                   | \$ 69.36   | \$ 14.76   | \$ 851.42                                     |
| Baird, Corbin J & Rhonda K                             | 53-08-17-102-045.000-008 | 1227   | 1B              | N  | \$ 143,700             | \$ 79,545                           | \$ 64,155         | \$ 1.5437                             | \$ 2.2845                | \$ 955.24          | \$ 1,583.29         | \$ 169.65  | \$ -   | \$ 458.40                               | \$ 628.05                                   | \$ 69.36   | \$ 14.76   | \$ 543.93                                     |
| Ziegler, Carl H Rev Living Trust                       | 53-08-17-100-031.000-008 |        | 1B              | N  | \$ 157,600             | \$ -                                | \$ 157,600        | \$ 1.5437                             | \$ 2.2845                | \$ 2,432.88        | \$ 3,700.43         | \$ 396.47  | \$ -   | \$ 871.08                               | \$ 1,267.55                                 | \$ 69.36   | \$ 14.76   | \$ 1,183.43                                   |
| State of Indiana                                       | 53-08-19-100-016.000-008 |        | 1B              | Y  | \$ -                   | \$ -                                | \$ -              | \$ 1.5437                             | \$ 2.2845                | \$ -               | \$ -                | \$ -   | \$ -   | \$ -                                    | \$ -  | \$ -   | \$ -   | \$ -  |
| Oliver, Katherine & Ellen Prasse                       | 53-08-20-100-047.000-008 |        | 1B              | N  | \$ 147,400             | \$ 79,850                           | \$ 67,550         | \$ 1.5437                             | \$ 2.2845                | \$ 1,010.40        | \$ 1,674.69         | \$ 179.43  | \$ -   | \$ 484.86                               | \$ 664.29                                   | \$ 69.36   | \$ 37.08   | \$ 557.85                                     |
| Watts, Janet K   | 53-01-40-873-000.000-008 |        | 1B              | N  | \$ 109,400             | \$ 109,400                          | \$ -              | \$ 1.5437                             | \$ 2.2845                | \$ -               | \$ -                | \$ -   | \$ -   | \$ -                                    | \$ -  | \$ 69.36   | \$ 14.76   | \$ (84.12)                                    |
| Muruganatham, Nivetha & Muruganatham, Kavitha          | 53-08-17-101-002.000-008 |        | 1B              | N  | \$ 253,400             | \$ 120,940                          | \$ 132,460        | \$ 1.5437                             | \$ 2.2845                | \$ 1,972.28        | \$ 2,980.94         | \$ 319.38  | \$ -   | \$ 689.28                               | \$ 1,008.66                                 | \$ 69.36   | \$ 22.20   | \$ 917.10                                     |
| Adkins, Robert H                                       | 53-08-17-102-026.000-008 | 1178   | 1B              | N  | \$ 131,700             | \$ 78,345                           | \$ 53,355         | \$ 1.5437                             | \$ 2.2845                | \$ 279.40          | \$ 1,316.75         | \$ 141.09  | \$ -   | \$ 896.26                               | \$ 1,037.35                                 | \$ 69.36   | \$ 22.20   | \$ 945.79                                     |
| Roberts, Gary Douglas & Stephanie J                    | 53-08-20-200-001.001-008 |        | 1B              | N  | \$ 169,100             | \$ 87,970                           | \$ 81,130         | \$ 1.5437                             | \$ 2.2845                | \$ 1,211.78        | \$ 2,008.48         | \$ 215.20  | \$ -   | \$ 581.50                               | \$ 796.70                                   | \$ -   | \$ -   | \$ 796.70                                     |
| Crane, Dave R  | 53-08-17-100-012.000-008 |        | 1B              | N  | \$ 104,000             | \$ 3,000                            | \$ 101,000        | \$ 1.5437                             | \$ 2.2845                | \$ 1,559.14        | \$ 2,438.53         | \$ 261.27  | \$ -   | \$ 618.12                               | \$ 879.39                                   | \$ 69.36   | \$ 14.76   | \$ 795.27                                     |
| Willow Creek Homeowners Association Inc                | 53-08-17-404-035.000-008 |        | 1B              | N  | \$ -                   | \$ -                                | \$ -              | \$ 1.5437                             | \$ 2.2845                | \$ -               | \$ -                | \$ -   | \$ -   | \$ -                                    | \$ -  | \$ -   | \$ -   | \$ -  |
| Jones, Janssen & Nicole                                | 53-08-17-406-003.000-008 |        | 1B              | N  | \$ 56,800              | \$ -                                | \$ 56,800         | \$ 1.5437                             | \$ 2.2845                | \$ 876.82          | \$ 1,453.30         | \$ 155.71  | \$ -   | \$ 420.77                               | \$ 576.48                                   | \$ -   | \$ -   | \$ 576.48                                     |
| Heald, Nathan; Wilcoxon, Cheryl Ann                    | 53-08-17-406-023.000-008 |        | 1B              | N  | \$ 218,700             | \$ 103,020                          | \$ 115,680        | \$ 1.5437                             | \$ 2.2845                | \$ 1,729.82        | \$ 2,720.27         | \$ 291.46  | \$ -   | \$ 698.99                               | \$ 990.45                                   | \$ -   | \$ -   | \$ 990.45                                     |
| Harbison, Zachary C & Stephanie L                      | 53-08-17-406-013.000-008 |        | 1B              | N  | \$ 261,300             | \$ 123,705                          | \$ 137,595        | \$ 1.5437                             | \$ 2.2845                | \$ 2,048.72        | \$ 3,074.96         | \$ 329.45  | \$ -   | \$ 696.78                               | \$ 1,026.24                                 | \$ -   | \$ -   | \$ 1,026.24                                   |
| Armstrong, Guy Frederick III & Samarzea, Brian Russell | 53-08-17-406-014.000-008 |        | 1B              | N  | \$ 235,400             | \$ 114,640                          | \$ 120,760        | \$ 1.5437                             | \$ 2.2845                | \$ 1,798.08        | \$ 2,766.72         | \$ 296.43  | \$ -   | \$ 672.21                               | \$ 968.64                                   | \$ -   | \$ -   | \$ 968.64                                     |
| Jones, Richard H & Clydea H                            | 53-08-17-406-007.000-008 |        | 1B              | N  | \$ 182,200             | \$ 93,020                           | \$ 89,180         | \$ 1.5437                             | \$ 2.2845                | \$ 1,327.84        | \$ 2,136.83         | \$ 228.95  | \$ -   | \$ 580.04                               | \$ 808.99                                   | \$ -   | \$ -   | \$ 808.99                                     |
| Bowlen, Nancy C  | 53-08-17-406-030.000-008 |        | 1B              | N  | \$ 188,700             | \$ 112,295                          | \$ 76,405         | \$ 1.5437                             | \$ 2.2845                | \$ 846.66          | \$ 863.59           | \$ -   | \$ -   | \$ 16.93                                | \$ 16.93                                    | \$ -   | \$ -   | \$ 16.93                                      |
| Zehner, Amy L  | 53-08-17-406-021.000-008 | 1729   | 1B              | N  | \$ 209,900             | \$ 102,610                          | \$ 107,290        | \$ 1.5437                             | \$ 2.2845                | \$ 1,597.68        | \$ 2,470.60         | \$ 264.71  | \$ -   | \$ 608.20                               | \$ 872.92                                   | \$ 69.36   | \$ 22.20   | \$ 781.36                                     |
| Biddle, Kent E & Barbara K                             | 53-08-17-406-020.000-008 |        | 1B              | N  | \$ 189,900             | \$ 98,715                           | \$ 91,185         | \$ 1.5437                             | \$ 2.2845                | \$ 1,357.72        | \$ 2,225.22         | \$ 238.41  | \$ -   | \$ 629.09                               | \$ 867.50                                   | \$ 69.36   | \$ 37.08   | \$ 761.06                                     |
| Summitt, Steven B & Anna M                             | 53-08-17-406-009.000-008 |        | 1B              | N  | \$ 190,400             | \$ 95,785                           | \$ 94,615         | \$ 1.5437                             | \$ 2.2845                | \$ 1,408.94        | \$ 2,238.52         | \$ 239.85  | \$ -   | \$ 589.74                               | \$ 829.58                                   | \$ 69.36   | \$ 37.08   | \$ 723.14                                     |
| Van Der Dussen, Rhonda E                               | 53-08-17-406-010.000-008 |        | 1B              | N  | \$ 182,900             | \$ 96,265                           | \$ 86,635         | \$ 1.5437                             | \$ 2.2845                | \$ 1,289.96        | \$ 2,138.07         | \$ 229.07  | \$ -   | \$ 619.03                               | \$ 848.11                                   | \$ 69.36   | \$ 22.20   | \$ 756.55                                     |

## City of Bloomington

### Area #1B: South-West Annexation Area - Tax Impacts Analysis

Note (1): This section shows the inc/(dec) in tax bills due to differences between township fire protection rates and the Monroe Fire Protection District fire rate

| Owner Name                                    | Parcel #                 | Waiver | Annexation Area | AG | 2020 Pay 2021 Gross AV | 2020 Pay 2021 Deductions/Exemptions | 2020 Pay 2021 NAV | Pre-Annex 2020 Pay 2021 Prop Tax Rate | Post-Annex Prop Tax Rate | Pre-Annex Tax Bill | Post-Annex Tax Bill | Net Tax Bill Increase Due Solely to AV Growth (12% - Aggregate over 4 Years) | Net Tax Bill Increase Due to Difference Between Fire Rates (1) | Net Tax Bill Increase Due to Annexation | Total Post-Annexation Net Tax Bill Increase | Benefit 1 Yearly Sewer Bill Savings (@ 4000 Gal/Month) | Benefit 2 Yearly Fire Protection (Water Surcharge) Savings | Post-Annex Tax Bill Inc/(Dec) Net of Benefits |
|---|--------------------------|--------|-----------------|----|------------------------|-------------------------------------|-------------------|---------------------------------------|--------------------------|--------------------|---------------------|--|--|---|---|--|--|---|
| Knaus, Terry W                                | 53-08-17-406-019.000-008 |        | 1B              | N  | \$ 197,000             | \$ 101,200                          | \$ 95,800         | \$ 1.5437                             | \$ 2.2845                | \$ 1,426.42        | \$ 2,309.73         | \$ 247.47  | \$ -   | \$ 635.84                               | \$ 883.31                                   | \$ 69.36   | \$ 37.08   | \$ 776.87                                     |
| Wilson, Steven A Jr; Messmer, Jessica Ann     | 53-08-17-406-015.000-008 |        | 1B              | N  | \$ 217,300             | \$ 108,305                          | \$ 108,995        | \$ 1.5437                             | \$ 2.2845                | \$ 1,622.90        | \$ 2,551.31         | \$ 273.35  | \$ -   | \$ 655.06                               | \$ 928.41                                   | \$ 69.36   | \$ 37.08   | \$ 821.97                                     |
| Van Hoy, William III                          | 53-08-17-406-027.000-008 |        | 1B              | N  | \$ 210,000             | \$ 130,710                          | \$ 79,290         | \$ 1.5437                             | \$ 2.2845                | \$ 1,180.60        | \$ 1,956.81         | \$ 209.66  | \$ -   | \$ 566.55                               | \$ 776.21                                   | \$ 69.36   | \$ 22.20   | \$ 684.65                                     |
| Anderson, Alissa G; Brooks, Austin D          | 53-08-17-406-029.000-008 |        | 1B              | N  | \$ 203,500             | \$ 103,475                          | \$ 100,025        | \$ 1.5437                             | \$ 2.2845                | \$ 1,489.34        | \$ 2,387.08         | \$ 255.76  | \$ -   | \$ 641.98                               | \$ 897.74                                   | \$ 69.36   | \$ 37.08   | \$ 791.30                                     |
| Loveless, Justin W                            | 53-08-17-101-007.000-008 |        | 1B              | N  | \$ 293,800             | \$ 135,080                          | \$ 158,720        | \$ 1.5437                             | \$ 2.2845                | \$ 2,363.28        | \$ 3,461.74         | \$ 370.89  | \$ -   | \$ 727.57                               | \$ 1,098.46                                 | \$ 69.36   | \$ 14.76   | \$ 1,014.34                                   |
| Larson, Sarah E & Michael J                   | 53-08-17-100-020.000-008 |        | 1B              | N  | \$ 105,000             | \$ 69,000                           | \$ 36,000         | \$ 1.5437                             | \$ 2.2845                | \$ 536.02          | \$ 888.44           | \$ 95.19   | \$ -   | \$ 257.23                               | \$ 352.42                                   | \$ 69.36   | \$ 22.20   | \$ 260.86                                     |
| Spicer Rentals LLC                            | 53-08-17-407-036.000-008 | 1294   | 1B              | N  | \$ 137,800             | \$ -                                | \$ 137,800        | \$ 1.5437                             | \$ 2.2845                | \$ 2,127.22        | \$ 3,235.35         | \$ 346.64  | \$ -   | \$ 761.48                               | \$ 1,108.13                                 | \$ 69.36   | \$ 22.20   | \$ 1,016.57                                   |
| Coleman, Braiden & Brooke                     | 53-08-17-407-003.000-008 | 2440   | 1B              | N  | \$ 200,700             | \$ 102,495                          | \$ 98,205         | \$ 1.5437                             | \$ 2.2845                | \$ 1,462.24        | \$ 2,353.77         | \$ 252.20  | \$ -   | \$ 639.33                               | \$ 891.53                                   | \$ -   | \$ -   | \$ 891.53                                     |
| Conrad, Mark A & Julie L                      | 53-08-17-407-031.000-008 | 2440   | 1B              | N  | \$ 204,800             | \$ 103,930                          | \$ 100,870        | \$ 1.5437                             | \$ 2.2845                | \$ 1,501.92        | \$ 2,402.55         | \$ 257.41  | \$ -   | \$ 643.22                               | \$ 900.63                                   | \$ -   | \$ -   | \$ 900.63                                     |
| Hobbit Homes LLC                              | 53-08-17-406-028.000-008 | 1830   | 1B              | N  | \$ 188,600             | \$ 98,260                           | \$ 90,340         | \$ 1.5437                             | \$ 2.2845                | \$ 1,345.12        | \$ 2,209.76         | \$ 236.76  | \$ -   | \$ 627.88                               | \$ 864.64                                   | \$ 69.36   | \$ 37.08   | \$ 758.20                                     |
| Costin, John A & Christine E                  | 53-08-17-406-031.000-008 |        | 1B              | N  | \$ 192,300             | \$ 112,035                          | \$ 80,265         | \$ 1.5437                             | \$ 2.2845                | \$ 1,195.12        | \$ 1,980.86         | \$ 212.24  | \$ -   | \$ 573.50                               | \$ 785.74                                   | \$ 69.36   | \$ 37.08   | \$ 679.30                                     |
| Wilson, Whitney & Bradley                     | 53-08-17-406-032.000-008 |        | 1B              | N  | \$ 210,700             | \$ 105,995                          | \$ 104,705        | \$ 1.5437                             | \$ 2.2845                | \$ 1,559.02        | \$ 2,472.78         | \$ 264.95  | \$ -   | \$ 648.81                               | \$ 913.76                                   | \$ 69.36   | \$ 37.08   | \$ 807.32                                     |
| Cappiello, Mary J.                            | 53-08-17-406-002.000-008 |        | 1B              | N  | \$ 186,400             | \$ 94,490                           | \$ 91,910         | \$ 1.5437                             | \$ 2.2845                | \$ 1,368.50        | \$ 2,186.81         | \$ 234.30  | \$ -   | \$ 584.01                               | \$ 818.31                                   | \$ 69.36   | \$ 37.08   | \$ 711.87                                     |
| Barrett, John & Alisha Jensen                 | 53-08-17-406-038.000-008 |        | 1B              | N  | \$ 199,500             | \$ 102,075                          | \$ 97,425         | \$ 1.5437                             | \$ 2.2845                | \$ 1,450.62        | \$ 2,339.48         | \$ 250.66  | \$ -   | \$ 638.20                               | \$ 888.86                                   | \$ 69.36   | \$ 37.08   | \$ 782.42                                     |
| Woodbridge, Timothy & Julia                   | 53-08-17-406-016.000-008 |        | 1B              | N  | \$ 217,000             | \$ 108,200                          | \$ 108,800        | \$ 1.5437                             | \$ 2.2845                | \$ 1,620.00        | \$ 2,547.75         | \$ 272.97  | \$ -   | \$ 654.77                               | \$ 927.75                                   | \$ -   | \$ -   | \$ 927.75                                     |
| Dennis, Darrell O & Siobhan F                 | 53-08-17-406-035.000-008 |        | 1B              | N  | \$ 200,700             | \$ 102,495                          | \$ 98,205         | \$ 1.5437                             | \$ 2.2845                | \$ 1,462.24        | \$ 2,353.77         | \$ 252.20  | \$ -   | \$ 639.33                               | \$ 891.53                                   | \$ -   | \$ -   | \$ 891.53                                     |
| Goy, S Eric & Kimberly                        | 53-08-17-406-039.000-008 |        | 1B              | N  | \$ 239,900             | \$ 116,215                          | \$ 123,685        | \$ 1.5437                             | \$ 2.2845                | \$ 1,841.64        | \$ 2,820.28         | \$ 302.17  | \$ -   | \$ 676.47                               | \$ 978.64                                   | \$ -   | \$ -   | \$ 978.64                                     |
| Culver, Robert W                              | 53-08-17-406-034.000-008 |        | 1B              | N  | \$ 190,200             | \$ 98,200                           | \$ 91,380         | \$ 1.5437                             | \$ 2.2845                | \$ 1,360.60        | \$ 2,228.81         | \$ 238.81  | \$ -   | \$ 629.40                               | \$ 868.21                                   | \$ -   | \$ -   | \$ 868.21                                     |
| Joseph, Scott N & Stacy A                     | 53-08-17-406-040.000-008 |        | 1B              | N  | \$ 230,900             | \$ 113,065                          | \$ 117,835        | \$ 1.5437                             | \$ 2.2845                | \$ 1,754.52        | \$ 2,713.17         | \$ 290.69  | \$ -   | \$ 667.96                               | \$ 958.65                                   | \$ -   | \$ -   | \$ 958.65                                     |
| Rickert, Janice Lynn & Vandewiele, Carolyn M. | 53-08-17-406-041.000-008 |        | 1B              | N  | \$ 220,000             | \$ 106,250                          | \$ 113,750        | \$ 1.5437                             | \$ 2.2845                | \$ 1,693.70        | \$ 2,586.69         | \$ 277.14  | \$ -   | \$ 615.84                               | \$ 892.99                                   | \$ -   | \$ -   | \$ 892.99                                     |
| Karty, Judith E                               | 53-08-17-406-036.000-008 |        | 1B              | N  | \$ 184,900             | \$ 96,965                           | \$ 87,935         | \$ 1.5437                             | \$ 2.2845                | \$ 1,309.32        | \$ 2,165.72         | \$ 232.04  | \$ -   | \$ 624.36                               | \$ 856.40                                   | \$ -   | \$ -   | \$ 856.40                                     |
| Hart, Louise A                                | 53-08-17-406-017.000-008 |        | 1B              | N  | \$ 223,600             | \$ 107,510                          | \$ 116,090        | \$ 1.5437                             | \$ 2.2845                | \$ 1,728.52        | \$ 2,629.53         | \$ 281.74  | \$ -   | \$ 619.27                               | \$ 901.01                                   | \$ -   | \$ -   | \$ 901.01                                     |
| Beevers, Leigh K & Tyler M                    | 53-08-17-406-012.000-008 |        | 1B              | N  | \$ 262,300             | \$ 3,000                            | \$ 259,300        | \$ 1.5437                             | \$ 2.2845                | \$ 4,002.80        | \$ 6,155.19         | \$ 659.48  | \$ -   | \$ 1,492.91                             | \$ 2,152.39                                 | \$ -   | \$ -   | \$ 2,152.39                                   |
| Silay, Kemal & June B                         | 53-08-17-406-018.000-008 | 1821   | 1B              | N  | \$ 265,900             | \$ 122,315                          | \$ 143,585        | \$ 1.5437                             | \$ 2.2845                | \$ 2,137.92        | \$ 3,132.94         | \$ 335.67  | \$ -   | \$ 659.35                               | \$ 995.02                                   | \$ -   | \$ -   | \$ 995.02                                     |
| Walker, Randall L & Sharon                    | 53-08-17-406-025.000-008 |        | 1B              | N  | \$ 223,700             | \$ -                                | \$ 223,700        | \$ 1.5437                             | \$ 2.2845                | \$ 3,453.26        | \$ 5,252.15         | \$ 562.73  | \$ -   | \$ 1,236.16                             | \$ 1,798.89                                 | \$ -   | \$ -   | \$ 1,798.89                                   |
| White, Kevin W & Erin E                       | 53-08-17-406-005.000-008 |        | 1B              | N  | \$ 198,500             | \$ 101,725                          | \$ 96,775         | \$ 1.5437                             | \$ 2.2845                | \$ 1,440.96        | \$ 2,327.58         | \$ 249.38  | \$ -   | \$ 637.23                               | \$ 886.62                                   | \$ -   | \$ -   | \$ 886.62                                     |
| Bruce, Alexander M & Erin E                   | 53-08-17-406-022.000-008 |        | 1B              | N  | \$ 187,600             | \$ 97,910                           | \$ 89,690         | \$ 1.5437                             | \$ 2.2845                | \$ 1,335.44        | \$ 2,197.86         | \$ 235.49  | \$ -   | \$ 626.93                               | \$ 862.42                                   | \$ -   | \$ -   | \$ 862.42                                     |
| Haury, Michael                                | 53-08-17-102-068.000-008 |        | 1B              | N  | \$ 117,600             | \$ -                                | \$ 117,600        | \$ 1.5437                             | \$ 2.2845                | \$ 1,815.40        | \$ 2,761.08         | \$ 295.83  | \$ -   | \$ 649.85                               | \$ 945.68                                   | \$ 69.36   | \$ 14.76   | \$ 861.56                                     |
| Hein, Eric A & Denise M                       | 53-01-40-588-000.000-008 | 1678   | 1B              | N  | \$ 349,800             | \$ -                                | \$ 349,800        | \$ 1.5437                             | \$ 2.2845                | \$ 5,399.86        | \$ 8,212.80         | \$ 879.94  | \$ -   | \$ 1,933.00                             | \$ 2,812.94                                 | \$ 69.36   | \$ 14.76   | \$ 2,728.82                                   |
| Ray, Donna M & Otto E                         | 53-08-17-406-037.000-008 |        | 1B              | N  | \$ 217,200             | \$ 108,270                          | \$ 108,930        | \$ 1.5437                             | \$ 2.2845                | \$ 1,621.92        | \$ 2,550.14         | \$ 273.24  | \$ -   | \$ 654.98                               | \$ 928.22                                   | \$ -   | \$ -   | \$ 928.22                                     |
| Dabney, Laura Cynthia                         | 53-08-17-406-001.000-008 |        | 1B              | N  | \$ 242,700             | \$ 116,495                          | \$ 126,205        | \$ 1.5437                             | \$ 2.2845                | \$ 1,879.16        | \$ 2,831.97         | \$ 303.43  | \$ -   | \$ 649.38                               | \$ 952.81                                   | \$ 69.36   | \$ 37.08   | \$ 846.37                                     |
| Love, Virshawn C & Louis T Jr                 | 53-08-17-406-033.000-008 |        | 1B              | N  | \$ 259,600             | \$ 120,110                          | \$ 139,490        | \$ 1.5437                             | \$ 2.2845                | \$ 2,076.96        | \$ 3,057.97         | \$ 327.64  | \$ -   | \$ 653.37                               | \$ 981.01                                   | \$ 69.36   | \$ 37.08   | \$ 874.57                                     |
| Wangle Properties LLC                         | 53-08-17-102-030.000-008 |        | 1B              | N  | \$ 125,900             | \$ -                                | \$ 125,900        | \$ 1.5437                             | \$ 2.2845                | \$ 1,943.52        | \$ 2,955.95         | \$ 316.71  | \$ -   | \$ 695.72                               | \$ 1,012.43                                 | \$ 69.36   | \$ 22.20   | \$ 920.87                                     |
| Garcia, Maria L                               | 53-08-17-406-004.000-008 |        | 1B              | N  | \$ 183,200             | \$ 96,195                           | \$ 87,005         | \$ 1.5437                             | \$ 2.2845                | \$ 1,295.48        | \$ 2,140.09         | \$ 229.30  | \$ -   | \$ 615.31                               | \$ 844.61                                   | \$ 69.36   | \$ 22.20   | \$ 753.05                                     |
| Hardesty, Jon C                               | 53-08-17-406-024.000-008 |        | 1B              | N  | \$ 247,800             | \$ 118,630                          | \$ 129,170        | \$ 1.5437                             | \$ 2.2845                | \$ 1,923.30        | \$ 2,903.47         | \$ 311.08  | \$ -   | \$ 669.09                               | \$ 980.17                                   | \$ 69.36   | \$ 22.20   | \$ 888.61                                     |
| Spiegler, Richard M                           | 53-08-17-406-011.000-008 |        | 1B              | N  | \$ 205,300             | \$ 104,105                          | \$ 101,195        | \$ 1.5437                             | \$ 2.2845                | \$ 1,506.76        | \$ 2,408.50         | \$ 258.05  | \$ -   | \$ 643.69                               | \$ 901.74                                   | \$ 69.36   | \$ 22.20   | \$ 810.18                                     |
| Barlow, Trevor Loyal & Lisa Marie             | 53-08-17-406-026.000-008 |        | 1B              | N  | \$ 235,200             | \$ 24,960                           | \$ 210,240        | \$ 1.5437                             | \$ 2.2845                | \$ 3,245.48        | \$ 5,379.27         | \$ 576.35  | \$ -   | \$ 1,557.43                             | \$ 2,133.79                                 | \$ 69.36   | \$ 22.20   | \$ 2,042.23                                   |
| Rees-krebs, Margaret J                        | 53-08-17-405-014.000-008 |        | 1B              | N  | \$ 239,600             | \$ 116,110                          | \$ 123,490        | \$ 1.5437                             | \$ 2.2845                | \$ 1,838.72        | \$ 2,816.72         | \$ 301.79  | \$ -   | \$ 676.20                               | \$ 978.00                                   | \$ 69.36   | \$ 22.20   | \$ 886.44                                     |
| Chapman, Ruth Louise Revocable Trust          | 53-08-17-405-004.000-008 |        | 1B              | N  | \$ 201,000             | \$ 102,600                          | \$ 98,400         | \$ 1.5437                             | \$ 2.2845                | \$ 1,465.14        | \$ 2,357.33         | \$ 252.57  | \$ -   | \$ 639.62                               | \$ 892.19                                   | \$ 69.36   | \$ 22.20   | \$ 800.63                                     |
| Haddock, Mark                                 | 53-08-17-405-015.000-008 |        | 1B              | N  | \$ 234,800             | \$ 114,430                          | \$ 120,370        | \$ 1.5437                             | \$ 2.2845                | \$ 1,792.26        | \$ 2,759.58         | \$ 295.66  | \$ -   | \$ 671.66                               | \$ 967.32                                   | \$ 69.36   | \$ 22.20   | \$ 875.76                                     |
| Webster, Emily E & Joshua N                   | 53-08-17-405-007.000-008 |        | 1B              | N  | \$ 258,300             | \$ 122,655                          | \$ 135,645        | \$ 1.5437                             | \$ 2.2845                | \$ 2,019.70        | \$ 3,039.25         | \$ 325.63  | \$ -   | \$ 693.93                               | \$ 1,019.55                                 | \$ 69.36   | \$ 22.20   | \$ 927.99                                     |
| Graebe, Eric E & Jamie L                      | 53-08-17-405-008.000-008 |        | 1B              | N  | \$ 249,300             | \$ 119,505                          | \$ 129,795        | \$ 1.5437                             | \$ 2.2845                | \$ 1,932.60        | \$ 2,932.14         | \$ 314.15  | \$ -   | \$ 685.39                               | \$ 999.54                                   | \$ 69.36   | \$ 22.20   | \$ 907.98                                     |
| Powell, Nathan L & Rachel L                   | 53-08-17-405-024.000-008 |        | 1B              | N  | \$ 258,400             | \$ 122,690                          | \$ 135,710        | \$ 1.5437                             | \$ 2.2845                | \$ 2,020.68        | \$ 3,040.45         | \$ 325.76  | \$ -   | \$ 694.01                               | \$ 1,019.77                                 | \$ 69.36   | \$ 22.20   | \$ 928.21                                     |
| Platter, Larry                                | 53-08-17-405-003.000-008 |        | 1B              | N  | \$ 192,600             | \$ 113,660                          | \$ 78,940         | \$ 1.5437                             | \$ 2.2845                | \$ 811.48          | \$ 827.71           | \$ -   | \$ -   | \$ 16.23                                | \$ 16.23                                    | \$ 69.36   | \$ 22.20   | \$ (75.33)                                    |
| Cecil, James K & Stephanie M                  | 53-08-17-405-002.000-008 |        | 1B              | N  | \$ 195,700             | \$ 97,745                           | \$ 97,955         | \$ 1.5437                             | \$ 2.2845                | \$ 1,458.52        | \$ 2,297.50         | \$ 246.17  | \$ -   | \$ 592.81                               | \$ 838.98                                   | \$ 69.36   | \$ 22.20   | \$ 747.42                                     |
| Neff, Debra A & Siwko-Bajon, Paul G           | 53-08-17-405-001.000-008 |        | 1B              | N  | \$ 211,300             | \$ 106,205                          | \$ 105,095        | \$ 1.5437                             | \$ 2.2845                | \$ 1,564.82        | \$ 2,479.90         | \$ 265.70  | \$ -   | \$ 649.39                               | \$ 915.08                                   | \$ 69.36   | \$ 22.20   | \$ 823.52                                     |
| Reece, Gregory M & Jones, Angel D             | 53-08-17-405-020.000-008 |        | 1B              | N  | \$ 290,900             | \$ 132,630                          | \$ 158,270        | \$ 1.5437                             | \$ 2.2845                | \$ 2,357.18        | \$ 3,409.81         | \$ 365.33  | \$ -   | \$ 687.30                               | \$ 1,052.63                                 | \$ 69.36   | \$ 22.20   | \$ 961.07                                     |
| Jones, Wesley Jarrett Gray & Carolyn K        | 53-08-17-405-030.000-008 |        | 1B              | N  | \$ 201,600             | \$ 102,810                          | \$ 98,790         | \$ 1.5437                             | \$ 2.2845                | \$ 1,470.94        | \$ 2,364.48         | \$ 253.3   |  |   |   |  |  |   |



# City of Bloomington



## Area #1B: South-West Annexation Area - Tax Impacts Analysis

Note (1): This section shows the inc/(dec) in tax bills due to differences between township fire protection rates and the Monroe Fire Protection District fire rate

| Owner Name   | Parcel #                 | Waiver | Annexation Area | AG | 2020 Pay 2021 Gross AV | 2020 Pay 2021 Deductions /Exemptions | 2020 Pay 2021 NAV | Pre-Annex 2020 Pay 2021 Prop Tax Rate | Post-Annex Prop Tax Rate | Pre-Annex Tax Bill | Post-Annex Tax Bill | Net Tax Bill Increase Due Solely to AV Growth (12% - Aggregate over 4 years) | Net Tax Bill Increase Due to Difference Between Fire Rates (1) | Net Tax Bill Increase Due to Annexation | Total Post-Annexation Net Tax Bill Increase | Benefit 1 Yearly Sewer Bill Savings (@ 4000 Gal/Month) | Benefit 2 Yearly Fire Protection (Water Surcharge) Savings | Post-Annex Tax Bill Inc/(Dec) Net of Benefits |
|--|--------------------------|--------|-----------------|----|------------------------|--------------------------------------|-------------------|---------------------------------------|--------------------------|--------------------|---------------------|--|--|---|---|--|--|---|
| Senior, Ted A Family Trust U/A & Senior, Mary L Family Trust U/A | 53-08-17-405-022.000-008 |        | 1B              | N  | \$ 252,200             | \$ 145,480                           | \$ 106,720        | \$ 1.5437                             | \$ 2.2845                | \$ 1,589.02        | \$ 2,633.73         | \$ 282.18  | \$ -   | \$ 762.53                               | \$ 1,044.71                                 | \$ -   | \$ -   | \$ 1,044.71                                   |
| Steele, Michael D & Nason , Mary-kathryne A                      | 53-08-17-405-028.000-008 |        | 1B              | N  | \$ 309,800             | \$ 137,680                           | \$ 172,120        | \$ 1.5437                             | \$ 2.2845                | \$ 2,562.80        | \$ 3,655.39         | \$ 391.64  | \$ -   | \$ 700.95                               | \$ 1,092.59                                 | \$ -   | \$ -   | \$ 1,092.59                                   |
| McClure, Dianne E  | 53-08-17-405-023.000-008 |        | 1B              | N  | \$ 227,000             | \$ 111,700                           | \$ 115,300        | \$ 1.5437                             | \$ 2.2845                | \$ 1,716.78        | \$ 2,666.76         | \$ 285.72  | \$ -   | \$ 664.25                               | \$ 949.98                                   | \$ -   | \$ -   | \$ 949.98                                     |
| Day, Wesley G & Alice M  | 53-08-17-405-026.000-008 |        | 1B              | N  | \$ 201,400             | \$ 102,740                           | \$ 98,660         | \$ 1.5437                             | \$ 2.2845                | \$ 1,469.00        | \$ 2,362.09         | \$ 253.08  | \$ -   | \$ 640.01                               | \$ 893.09                                   | \$ 69.36   | \$ 22.20   | \$ 801.53                                     |
| Szaky, Andrew & Nancy  | 53-01-40-613-000.000-008 |        | 1B              | N  | \$ 145,400             | \$ -                                 | \$ 145,400        | \$ 1.5437                             | \$ 2.2845                | \$ 2,244.54        | \$ 3,445.19         | \$ 369.13  | \$ -   | \$ 831.52                               | \$ 1,200.65                                 | \$ 69.36   | \$ 14.76   | \$ 1,116.53                                   |
| Brown, Rory K  | 53-08-17-104-017.000-008 | 1306   | 1B              | N  | \$ 119,100             | \$ -                                 | \$ 119,100        | \$ 1.5437                             | \$ 2.2845                | \$ 1,838.56        | \$ 2,796.30         | \$ 299.60  | \$ -   | \$ 658.13                               | \$ 957.74                                   | \$ 69.36   | \$ 22.20   | \$ 866.18                                     |
| Miller, Jeff A & Dawna M Walls                                   | 53-08-17-104-015.000-008 |        | 1B              | N  | \$ 150,700             | \$ 84,995                            | \$ 65,705         | \$ 1.5437                             | \$ 2.2845                | \$ 978.32          | \$ 1,621.54         | \$ 173.74  | \$ -   | \$ 469.47                               | \$ 643.22                                   | \$ 69.36   | \$ 22.20   | \$ 551.66                                     |
| Bridwell, Asheli   | 53-08-17-104-016.000-008 | 1308   | 1B              | N  | \$ 140,700             | \$ 81,495                            | \$ 59,205         | \$ 1.5437                             | \$ 2.2845                | \$ 881.54          | \$ 1,461.13         | \$ 156.56  | \$ -   | \$ 423.03                               | \$ 579.59                                   | \$ -   | \$ -   | \$ 579.59                                     |
| Headley, Allan L & Janice E Revocable Trust                      | 53-08-17-104-012.000-008 | 1180   | 1B              | N  | \$ 135,200             | \$ -                                 | \$ 135,200        | \$ 1.5437                             | \$ 2.2845                | \$ 2,087.08        | \$ 3,174.30         | \$ 340.10  | \$ -   | \$ 747.12                               | \$ 1,087.22                                 | \$ 69.36   | \$ 22.20   | \$ 995.66                                     |
| Gainey, Jonathan M   | 53-08-17-405-029.000-008 | 1686   | 1B              | N  | \$ 254,600             | \$ 121,360                           | \$ 133,240        | \$ 1.5437                             | \$ 2.2845                | \$ 1,983.90        | \$ 2,995.23         | \$ 320.92  | \$ -   | \$ 690.41                               | \$ 1,011.33                                 | \$ 69.36   | \$ 22.20   | \$ 919.77                                     |
| Brewer, Steven F & Nanette Esseck                                | 53-08-17-400-008.000-008 | 2036   | 1B              | N  | \$ 237,800             | \$ 109,995                           | \$ 127,805        | \$ 1.5437                             | \$ 2.2845                | \$ 1,906.84        | \$ 2,895.70         | \$ 310.26  | \$ -   | \$ 678.60                               | \$ 988.86                                   | \$ 69.36   | \$ 14.76   | \$ 904.74                                     |
| Hollers, Larry E & Melissa J Smith                               | 53-08-17-102-018.000-008 |        | 1B              | N  | \$ 133,900             | \$ 79,115                            | \$ 54,785         | \$ 1.5437                             | \$ 2.2845                | \$ 815.72          | \$ 1,352.03         | \$ 144.86  | \$ -   | \$ 391.46                               | \$ 536.31                                   | \$ 69.36   | \$ 17.76   | \$ 452.19                                     |
| Leffler, James H   | 53-08-17-102-029.000-008 | 1202   | 1B              | N  | \$ 132,500             | \$ -                                 | \$ 132,500        | \$ 1.5437                             | \$ 2.2845                | \$ 2,045.40        | \$ 3,110.91         | \$ 333.31  | \$ -   | \$ 732.20                               | \$ 1,065.51                                 | \$ 69.36   | \$ 14.76   | \$ 981.39                                     |
| Baker, Leonard R & Bonnie J Trust                                | 53-08-17-404-016.000-008 | 1684   | 1B              | N  | \$ 182,900             | \$ 107,265                           | \$ 75,635         | \$ 1.5437                             | \$ 2.2845                | \$ 970.32          | \$ 989.73           | \$ -   | \$ -   | \$ 19.41                                | \$ 19.41                                    | \$ 69.36   | \$ 22.20   | \$ (72.15)                                    |
| Christine, Joseph LLC  | 53-08-17-404-027.000-008 | 2131   | 1B              | N  | \$ 221,800             | \$ -                                 | \$ 221,800        | \$ 1.5437                             | \$ 2.2845                | \$ 3,423.92        | \$ 5,207.54         | \$ 557.95  | \$ -   | \$ 1,225.67                             | \$ 1,783.62                                 | \$ 69.36   | \$ 22.20   | \$ 1,692.06                                   |
| Zoss, Thomas W & Maria B   | 53-01-40-885-083.000-008 | 2429   | 1B              | N  | \$ 228,400             | \$ 112,190                           | \$ 116,210        | \$ 1.5437                             | \$ 2.2845                | \$ 1,730.32        | \$ 2,683.42         | \$ 287.51  | \$ -   | \$ 665.59                               | \$ 953.10                                   | \$ 69.36   | \$ 22.20   | \$ 861.54                                     |
| Joseph Christine LLC   | 53-08-17-404-024.000-008 | 2079   | 1B              | N  | \$ 244,000             | \$ -                                 | \$ 244,000        | \$ 1.5437                             | \$ 2.2845                | \$ 3,766.64        | \$ 5,728.77         | \$ 613.80  | \$ -   | \$ 1,348.33                             | \$ 1,962.13                                 | \$ 69.36   | \$ 22.20   | \$ 1,870.57                                   |
| Stogsdill, William R & Virginia G                                | 53-08-17-404-028.000-008 |        | 1B              | N  | \$ 208,800             | \$ 102,225                           | \$ 106,575        | \$ 1.5437                             | \$ 2.2845                | \$ 1,587.04        | \$ 2,457.50         | \$ 263.30  | \$ -   | \$ 607.16                               | \$ 870.46                                   | \$ 69.36   | \$ 22.20   | \$ 778.90                                     |
| Ayers, Stephanie J & Prince, Peggy S                             | 53-08-17-404-025.000-008 | 1589   | 1B              | N  | \$ 198,800             | \$ 98,830                            | \$ 99,970         | \$ 1.5437                             | \$ 2.2845                | \$ 1,488.52        | \$ 2,334.38         | \$ 250.10  | \$ -   | \$ 595.75                               | \$ 845.86                                   | \$ 69.36   | \$ 22.20   | \$ 754.30                                     |
| Connolly, Megan Hansen & Joseph Michael                          | 53-08-17-404-026.000-008 |        | 1B              | N  | \$ 232,200             | \$ 113,520                           | \$ 118,680        | \$ 1.5437                             | \$ 2.2845                | \$ 1,767.10        | \$ 2,728.65         | \$ 292.36  | \$ -   | \$ 669.19                               | \$ 961.55                                   | \$ 69.36   | \$ 22.20   | \$ 869.99                                     |
| Kunkler, Brandon   | 53-08-17-404-017.000-008 | 2427   | 1B              | N  | \$ 188,400             | \$ 98,190                            | \$ 90,210         | \$ 1.5437                             | \$ 2.2845                | \$ 1,343.20        | \$ 2,207.37         | \$ 236.50  | \$ -   | \$ 627.67                               | \$ 864.17                                   | \$ 69.36   | \$ 22.20   | \$ 772.61                                     |
| Wells, Ernestine G & Kevin E                                     | 53-08-17-404-004.000-008 | 2428   | 1B              | N  | \$ 220,600             | \$ 109,355                           | \$ 111,245        | \$ 1.5437                             | \$ 2.2845                | \$ 1,656.40        | \$ 2,587.34         | \$ 277.21  | \$ -   | \$ 653.73                               | \$ 930.94                                   | \$ 69.36   | \$ 22.20   | \$ 839.38                                     |
| Bird, Stephen Robert   | 53-08-17-404-019.000-008 |        | 1B              | N  | \$ 178,900             | \$ 94,865                            | \$ 84,035         | \$ 1.5437                             | \$ 2.2845                | \$ 1,251.24        | \$ 2,073.90         | \$ 222.20  | \$ -   | \$ 600.46                               | \$ 822.66                                   | \$ 69.36   | \$ 22.20   | \$ 731.10                                     |
| McConnell, Raymond J & Lala B                                    | 53-08-17-404-012.000-008 |        | 1B              | N  | \$ 260,600             | \$ 123,355                           | \$ 137,245        | \$ 1.5437                             | \$ 2.2845                | \$ 2,043.52        | \$ 3,063.38         | \$ 328.21  | \$ -   | \$ 691.65                               | \$ 1,019.86                                 | \$ 69.36   | \$ 22.20   | \$ 928.30                                     |
| Willow Creek Home Owners Association Inc                         | 53-08-17-406-006.000-008 |        | 1B              | N  | \$ -                   | \$ -                                 | \$ -              | \$ 1.5437                             | \$ 2.2845                | \$ -               | \$ -                | \$ -   | \$ -   | \$ -                                    | \$ -  | \$ -   | \$ -   | \$ -  |
| Leal, Martin G & Sherry A  | 53-08-17-404-001.000-008 | 2471   | 1B              | N  | \$ 334,400             | \$ 149,290                           | \$ 185,110        | \$ 1.5437                             | \$ 2.2845                | \$ 2,756.22        | \$ 3,944.93         | \$ 422.67  | \$ -   | \$ 766.04                               | \$ 1,188.71                                 | \$ -   | \$ -   | \$ 1,188.71                                   |
| Webb, Justin C & Laird, Allison F                                | 53-08-17-404-007.000-008 | 1906   | 1B              | N  | \$ 240,700             | \$ 116,495                           | \$ 124,205        | \$ 1.5437                             | \$ 2.2845                | \$ 1,849.36        | \$ 2,829.81         | \$ 303.20  | \$ -   | \$ 677.25                               | \$ 980.45                                   | \$ -   | \$ -   | \$ 980.45                                     |
| Cummins, Alison M  | 53-08-17-404-013.000-008 | 2035   | 1B              | N  | \$ 276,700             | \$ 129,095                           | \$ 147,605        | \$ 1.5437                             | \$ 2.2845                | \$ 2,197.78        | \$ 3,258.25         | \$ 349.11  | \$ -   | \$ 711.36                               | \$ 1,060.47                                 | \$ -   | \$ -   | \$ 1,060.47                                   |
| Latimer, James & Danielle  | 53-08-17-404-003.000-008 | 2425   | 1B              | N  | \$ 266,900             | \$ 150,625                           | \$ 116,275        | \$ 1.5437                             | \$ 2.2845                | \$ 1,731.28        | \$ 2,869.55         | \$ 307.45  | \$ -   | \$ 830.82                               | \$ 1,138.27                                 | \$ 69.36   | \$ 22.20   | \$ 1,046.71                                   |
| Smith, Michelle J & Michael D                                    | 53-08-17-404-030.000-008 |        | 1B              | N  | \$ 257,300             | \$ 122,305                           | \$ 134,995        | \$ 1.5437                             | \$ 2.2845                | \$ 2,010.04        | \$ 3,027.35         | \$ 324.35  | \$ -   | \$ 692.96                               | \$ 1,017.31                                 | \$ 69.36   | \$ 22.20   | \$ 925.75                                     |
| Motz, Gary J   | 53-08-17-404-005.000-008 |        | 1B              | N  | \$ 177,700             | \$ 94,445                            | \$ 83,255         | \$ 1.5437                             | \$ 2.2845                | \$ 1,239.64        | \$ 2,054.66         | \$ 220.15  | \$ -   | \$ 594.87                               | \$ 815.02                                   | \$ 69.36   | \$ 22.20   | \$ 723.46                                     |
| McCleery, Laura  | 53-08-17-404-023.000-008 |        | 1B              | N  | \$ 190,200             | \$ 98,820                            | \$ 91,380         | \$ 1.5437                             | \$ 2.2845                | \$ 1,360.60        | \$ 2,228.81         | \$ 238.81  | \$ -   | \$ 629.40                               | \$ 868.21                                   | \$ 69.36   | \$ 22.20   | \$ 776.65                                     |
| Morran, Gabriel T & Samantha M                                   | 53-08-17-404-018.000-008 |        | 1B              | N  | \$ 180,500             | \$ 95,425                            | \$ 85,075         | \$ 1.5437                             | \$ 2.2845                | \$ 1,266.72        | \$ 2,099.56         | \$ 224.95  | \$ -   | \$ 607.89                               | \$ 832.84                                   | \$ 69.36   | \$ 22.20   | \$ 741.28                                     |
| Present, Daniel L & Cynthia L                                    | 53-08-17-404-011.000-008 | 2482   | 1B              | N  | \$ 302,300             | \$ 138,055                           | \$ 164,245        | \$ 1.5437                             | \$ 2.2845                | \$ 2,445.56        | \$ 3,562.90         | \$ 381.73  | \$ -   | \$ 735.61                               | \$ 1,117.34                                 | \$ -   | \$ -   | \$ 1,117.34                                   |
| Warner, Brian S & Jessica L                                      | 53-08-17-404-022.000-008 | 1622   | 1B              | N  | \$ 253,900             | \$ 121,115                           | \$ 132,785        | \$ 1.5437                             | \$ 2.2845                | \$ 1,977.12        | \$ 2,986.89         | \$ 320.02  | \$ -   | \$ 689.75                               | \$ 1,009.77                                 | \$ 69.36   | \$ 22.20   | \$ 918.21                                     |
| Goodwin, Christopher D & Naomi M                                 | 53-08-17-404-009.000-008 | 1983   | 1B              | N  | \$ 218,300             | \$ 108,655                           | \$ 109,645        | \$ 1.5437                             | \$ 2.2845                | \$ 1,632.56        | \$ 2,563.21         | \$ 274.62  | \$ -   | \$ 656.03                               | \$ 930.65                                   | \$ 69.36   | \$ 22.20   | \$ 839.09                                     |
| Galloway, Sean Ernest & Stephanie R                              | 53-08-17-404-015.000-008 | 2493   | 1B              | N  | \$ 350,000             | \$ 154,750                           | \$ 195,250        | \$ 1.5437                             | \$ 2.2845                | \$ 2,907.20        | \$ 4,130.59         | \$ 442.56  | \$ -   | \$ 780.83                               | \$ 1,223.39                                 | \$ -   | \$ -   | \$ 1,223.39                                   |
| Whitney, Jonathan W & Mary M                                     | 53-08-20-205-027.000-008 | 1679   | 1B              | N  | \$ 330,900             | \$ 147,960                           | \$ 182,940        | \$ 1.5437                             | \$ 2.2845                | \$ 2,723.90        | \$ 3,900.04         | \$ 417.86  | \$ -   | \$ 758.27                               | \$ 1,176.14                                 | \$ 69.36   | \$ 22.20   | \$ 1,084.58                                   |
| Beitvashahi, Mohammad  | 53-08-20-205-018.000-008 | 1532   | 1B              | N  | \$ 281,800             | \$ 127,740                           | \$ 154,060        | \$ 1.5437                             | \$ 2.2845                | \$ 2,294.12        | \$ 3,327.64         | \$ 356.53  | \$ -   | \$ 676.99                               | \$ 1,033.52                                 | \$ 69.36   | \$ 22.20   | \$ 941.96                                     |
| Schlegel, Stephen B & Susan D                                    | 53-08-20-205-001.000-008 | 1606   | 1B              | N  | \$ 380,000             | \$ 162,250                           | \$ 217,750        | \$ 1.5437                             | \$ 2.2845                | \$ 3,242.22        | \$ 4,490.86         | \$ 481.16  | \$ -   | \$ 767.47                               | \$ 1,248.64                                 | \$ 69.36   | \$ 22.20   | \$ 1,157.08                                   |
| Reynolds, Norris G   | 53-08-20-205-014.000-008 | 1501   | 1B              | N  | \$ 298,100             | \$ -                                 | \$ 298,100        | \$ 1.5437                             | \$ 2.2845                | \$ 4,601.76        | \$ 7,011.39         | \$ 751.22  | \$ -   | \$ 1,658.41                             | \$ 2,409.63                                 | \$ 69.36   | \$ 22.20   | \$ 2,318.07                                   |
| Bevis, Janet L. Declaration of Trust & Bevis, T. Austin          | 53-08-20-205-031.000-008 | 1438   | 1B              | N  | \$ 341,500             | \$ 148,775                           | \$ 192,725        | \$ 1.5437                             | \$ 2.2845                | \$ 2,869.60        | \$ 4,032.67         | \$ 432.07  | \$ -   | \$ 730.99                               | \$ 1,163.07                                 | \$ 69.36   | \$ 22.20   | \$ 1,071.51                                   |
| Hawk, Christopher W & Stewart, Meridith M                        | 53-08-20-205-032.000-008 | 1430   | 1B              | N  | \$ 399,300             | \$ 168,085                           | \$ 231,215        | \$ 1.5437                             | \$ 2.2845                | \$ 3,447.20        | \$ 4,797.07         | \$ 513.97  | \$ -   | \$ 835.89                               | \$ 1,349.87                                 | \$ 69.36   | \$ 22.20   | \$ 1,258.31                                   |
| Cline, Julie R   | 53-08-20-205-002.000-008 | 1875   | 1B              | N  | \$ 352,400             | \$ 155,590                           | \$ 196,810        | \$ 1.5437                             | \$ 2.2845                | \$ 2,930.44        | \$ 4,159.15         | \$ 445.62  | \$ -   | \$ 783.09                               | \$ 1,228.71                                 | \$ 69.36   | \$ 22.20   | \$ 1,137.15                                   |
| Sterner, Mark T & Elizabeth R                                    | 53-08-20-205-005.000-008 |        | 1B              | N  | \$ 249,600             | \$ 119,610                           | \$ 129,990        | \$ 1.5437                             | \$ 2.2845                | \$ 1,935.52        | \$ 2,935.73         | \$ 314.55  | \$ -   | \$ 685.66                               | \$ 1,000.21                                 | \$ 69.36   | \$ 22.20   | \$ 908.65                                     |
| Cohen, Terrance P & Ellen K                                      | 53-08-20-205-012.000-008 |        | 1B              | N  | \$ 264,300             | \$ 124,650                           | \$ 139,650        | \$ 1.5437                             | \$ 2.2845                | \$ 2,079.34        | \$ 3,107.42         | \$ 332.94  | \$ -   | \$ 695.14                               | \$ 1,028.08                                 | \$ 69.36   | \$ 22.20   | \$ 936.52                                     |
| Hess, Deborah K  | 53-08-20-205-004.000-008 |        | 1B              | N  | \$ 248,500             | \$ 119,225                           | \$ 129,275        | \$ 1.5437                             | \$ 2.2845                | \$ 1,924.86        | \$ 2,922.63         | \$ 313.14  | \$ -   | \$ 684.63                               | \$ 997.77                                   | \$ 69.36   |  |   |

# City of Bloomington

## Area #1B: South-West Annexation Area - Tax Impacts Analysis

Note (1): This section shows the inc/(dec) in tax bills due to differences between township fire protection rates and the Monroe Fire Protection District fire rate

| Owner Name   | Parcel #                 | Waiver | Annexation Area | AG | 2020 Pay 2021 Gross AV | 2020 Pay 2021 Deductions/Exemptions | 2020 Pay 2021 NAV | Pre-Annex 2020 Pay 2021 Prop Tax Rate | Post-Annex Prop Tax Rate | Pre-Annex Tax Bill | Post-Annex Tax Bill | Net Tax Bill Increase Due Solely to AV Growth (12% - Aggregate over 4 years) | Net Tax Bill Increase Due to Difference Between Fire Rates (1) | Net Tax Bill Increase Due to Annexation | Total Post-Annexation Net Tax Bill Increase | Benefit 1 Yearly Sewer Bill Savings (@ 4000 Gal/Month) | Benefit 2 Yearly Fire Protection (Water Surcharge) Savings | Post-Annex Tax Bill Inc/(Dec) Net of Benefits |
|--|--------------------------|--------|-----------------|----|------------------------|-------------------------------------|-------------------|---------------------------------------|--------------------------|--------------------|---------------------|--|--|---|---|--|--|---|
| Tabereaux, Mike R                                      | 53-08-20-205-017.000-008 | 2415   | 1B              | N  | \$ 277,100             | \$ 128,185                          | \$ 148,915        | \$ 1.5437                             | \$ 2.2845                | \$ 2,212.28        | \$ 3,230.54         | \$ 346.13  | \$ -   | \$ 667.13                               | \$ 1,013.26                                 | \$ 69.36   | \$ 22.20   | \$ 921.70                                     |
| Moberg, Russell J & Jill M                             | 53-08-20-205-029.000-008 | 2419   | 1B              | N  | \$ 278,200             | \$ 129,620                          | \$ 148,580        | \$ 1.5437                             | \$ 2.2845                | \$ 2,212.30        | \$ 3,276.10         | \$ 351.02  | \$ -   | \$ 712.78                               | \$ 1,063.80                                 | \$ 69.36   | \$ 22.20   | \$ 972.24                                     |
| Hicks, Christopher & Emily                             | 53-08-20-205-038.000-008 | 1909   | 1B              | N  | \$ 311,900             | \$ 141,415                          | \$ 170,485        | \$ 1.5437                             | \$ 2.2845                | \$ 2,538.46        | \$ 3,677.15         | \$ 393.98  | \$ -   | \$ 744.72                               | \$ 1,138.69                                 | \$ 69.36   | \$ 22.20   | \$ 1,047.13                                   |
| Adams, Curtis William & Pamela Jill                    | 53-08-20-205-036.000-008 | 2485   | 1B              | N  | \$ 366,500             | \$ 160,525                          | \$ 205,975        | \$ 1.5437                             | \$ 2.2845                | \$ 3,066.88        | \$ 4,326.96         | \$ 463.60  | \$ -   | \$ 796.47                               | \$ 1,260.08                                 | \$ -   | \$ -   | \$ 1,260.08                                   |
| Emerick, Danyel F & Emerick, Rosanne C                 | 53-08-20-205-035.000-008 |        | 1B              | N  | \$ 307,700             | \$ 139,945                          | \$ 167,755        | \$ 1.5437                             | \$ 2.2845                | \$ 2,497.80        | \$ 3,627.18         | \$ 388.63  | \$ -   | \$ 740.75                               | \$ 1,129.38                                 | \$ 69.36   | \$ 22.20   | \$ 1,037.82                                   |
| Hayes, Darry D & Brabara J Living Trust                | 53-08-20-205-033.000-008 | 1615   | 1B              | N  | \$ 238,100             | \$ 115,585                          | \$ 122,515        | \$ 1.5437                             | \$ 2.2845                | \$ 1,824.20        | \$ 2,798.86         | \$ 299.88  | \$ -   | \$ 674.78                               | \$ 974.66                                   | \$ 69.36   | \$ 22.20   | \$ 883.10                                     |
| Grinstead, Donald & Julie Joint Revocable Living Trust | 53-08-20-205-040.000-008 |        | 1B              | N  | \$ 260,600             | \$ 123,460                          | \$ 137,140        | \$ 1.5437                             | \$ 2.2845                | \$ 2,041.96        | \$ 3,066.64         | \$ 328.57  | \$ -   | \$ 696.11                               | \$ 1,024.68                                 | \$ -   | \$ -   | \$ 1,024.68                                   |
| Lebano, Edoardo A Living Trust                         | 53-08-20-205-019.000-008 | 2422   | 1B              | N  | \$ 364,900             | \$ 156,965                          | \$ 207,935        | \$ 1.5437                             | \$ 2.2845                | \$ 3,096.08        | \$ 4,311.15         | \$ 461.91  | \$ -   | \$ 753.16                               | \$ 1,215.07                                 | \$ 69.36   | \$ 22.20   | \$ 1,123.51                                   |
| White, James G & Brenda J                              | 53-08-20-205-020.000-008 | 2423   | 1B              | N  | \$ 254,600             | \$ 118,360                          | \$ 136,240        | \$ 1.5437                             | \$ 2.2845                | \$ 2,028.56        | \$ 2,998.47         | \$ 321.27  | \$ -   | \$ 648.64                               | \$ 969.91                                   | \$ 69.36   | \$ 22.20   | \$ 878.35                                     |
| Hinkle, Charles E & Melissa O                          | 53-08-20-205-023.000-008 | 2421   | 1B              | N  | \$ 244,500             | \$ 117,825                          | \$ 126,675        | \$ 1.5437                             | \$ 2.2845                | \$ 1,886.14        | \$ 2,875.03         | \$ 308.04  | \$ -   | \$ 680.85                               | \$ 988.89                                   | \$ 69.36   | \$ 22.20   | \$ 897.33                                     |
| Dale, Bradley & Jama                                   | 53-08-20-205-039.000-008 |        | 1B              | N  | \$ 326,200             | \$ 146,420                          | \$ 179,780        | \$ 1.5437                             | \$ 2.2845                | \$ 2,676.84        | \$ 3,847.35         | \$ 412.22  | \$ -   | \$ 758.29                               | \$ 1,170.51                                 | \$ 69.36   | \$ 22.20   | \$ 1,078.95                                   |
| Dale, Bradley & Jama                                   | 53-08-20-205-007.000-008 |        | 1B              | N  | \$ 40,000              | \$ -                                | \$ 40,000         | \$ 1.5437                             | \$ 2.2845                | \$ 617.48          | \$ 1,023.45         | \$ 109.66  | \$ -   | \$ 296.32                               | \$ 405.97                                   | \$ -   | \$ -   | \$ 405.97                                     |
| Hawkins, James G & Mary G Trust                        | 53-08-20-205-028.000-008 | 2420   | 1B              | N  | \$ 263,800             | \$ 121,580                          | \$ 142,220        | \$ 1.5437                             | \$ 2.2845                | \$ 2,117.60        | \$ 3,107.94         | \$ 332.99  | \$ -   | \$ 657.36                               | \$ 990.34                                   | \$ 69.36   | \$ 22.20   | \$ 898.78                                     |
| Crespo, Juliana  | 53-08-17-104-006.000-008 | 1309   | 1B              | N  | \$ 180,800             | \$ 95,250                           | \$ 85,550         | \$ 1.5437                             | \$ 2.2845                | \$ 1,273.80        | \$ 2,108.27         | \$ 225.89  | \$ -   | \$ 608.58                               | \$ 834.47                                   | \$ 69.36   | \$ 14.76   | \$ 750.35                                     |
| Gillie, Scott W & Penelope A                           | 53-08-17-104-008.000-008 | 1312   | 1B              | N  | \$ 150,000             | \$ 84,015                           | \$ 65,985         | \$ 1.5437                             | \$ 2.2845                | \$ 982.48          | \$ 1,628.44         | \$ 174.47  | \$ -   | \$ 471.49                               | \$ 645.96                                   | \$ 69.36   | \$ 14.76   | \$ 561.84                                     |
| Livingston, Joshua J P                                 | 53-08-17-102-049.000-008 |        | 1B              | N  | \$ 134,700             | \$ 79,395                           | \$ 55,305         | \$ 1.5437                             | \$ 2.2845                | \$ 823.48          | \$ 1,364.89         | \$ 146.25  | \$ -   | \$ 395.16                               | \$ 541.41                                   | \$ 69.36   | \$ 22.20   | \$ 449.85                                     |
| JEAN, THOMAS & JOAN                                    | 53-01-42-875-000.000-008 | 1766   | 1B              | N  | \$ 227,400             | \$ 108,490                          | \$ 118,910        | \$ 1.5437                             | \$ 2.2845                | \$ 1,771.08        | \$ 2,688.44         | \$ 288.04  | \$ -   | \$ 629.31                               | \$ 917.36                                   | \$ 69.36   | \$ 22.20   | \$ 825.80                                     |
| Hall, Brian F  | 53-08-20-100-044.000-008 |        | 1B              | N  | \$ 99,600              | \$ 67,110                           | \$ 32,490         | \$ 1.5437                             | \$ 2.2845                | \$ 483.76          | \$ 801.83           | \$ 85.91   | \$ -   | \$ 232.16                               | \$ 318.07                                   | \$ 69.36   | \$ 22.20   | \$ 226.51                                     |
| Canada, Jeffery A & Amber D                            | 53-01-41-709-714.000-008 | 1599   | 1B              | N  | \$ 205,200             | \$ 104,070                          | \$ 101,130        | \$ 1.5437                             | \$ 2.2845                | \$ 1,505.78        | \$ 2,407.32         | \$ 257.94  | \$ -   | \$ 643.61                               | \$ 901.54                                   | \$ 69.36   | \$ 22.20   | \$ 809.98                                     |
| Motsinger, Stephanie J                                 | 53-01-41-709-715.000-008 | 1599   | 1B              | N  | \$ 195,400             | \$ 97,640                           | \$ 97,760         | \$ 1.5437                             | \$ 2.2845                | \$ 1,455.60        | \$ 2,293.92         | \$ 245.77  | \$ -   | \$ 592.54                               | \$ 838.32                                   | \$ 69.36   | \$ 22.20   | \$ 746.76                                     |
| Kim, Eugene & Lori L                                   | 53-01-41-709-716.000-008 | 1599   | 1B              | N  | \$ 172,300             | \$ -                                | \$ 172,300        | \$ 1.5437                             | \$ 2.2845                | \$ 2,659.80        | \$ 4,045.36         | \$ 433.43  | \$ -   | \$ 952.12                               | \$ 1,385.56                                 | \$ 69.36   | \$ 22.20   | \$ 1,294.00                                   |
| Wang, Quan & Ma, Li                                    | 53-08-17-301-093.400-008 | 1599   | 1B              | N  | \$ 241,400             | \$ 116,740                          | \$ 124,660        | \$ 1.5437                             | \$ 2.2845                | \$ 1,856.14        | \$ 2,838.13         | \$ 304.08  | \$ 534.89  | \$ 677.91                               | \$ 981.99                                   | \$ 69.36   | \$ 22.20   | \$ 890.43                                     |
| Hall, Devin Allen & Angela Sue                         | 53-08-17-301-093.401-008 | 1599   | 1B              | N  | \$ 239,900             | \$ 116,215                          | \$ 123,685        | \$ 1.5437                             | \$ 2.2845                | \$ 1,841.64        | \$ 2,820.28         | \$ 302.17  | \$ -   | \$ 676.47                               | \$ 978.64                                   | \$ 69.36   | \$ 22.20   | \$ 887.08                                     |
| Murray, Kevin L  | 53-08-17-301-093.402-008 | 1599   | 1B              | N  | \$ 256,000             | \$ 121,850                          | \$ 134,150        | \$ 1.5437                             | \$ 2.2845                | \$ 1,997.44        | \$ 3,011.89         | \$ 322.70  | \$ -   | \$ 691.75                               | \$ 1,014.45                                 | \$ 69.36   | \$ 22.20   | \$ 922.89                                     |
| Zhou, Weiyei   | 53-08-17-301-093.403-008 | 1599   | 1B              | N  | \$ 238,300             | \$ 115,655                          | \$ 122,645        | \$ 1.5437                             | \$ 2.2845                | \$ 1,826.14        | \$ 2,801.23         | \$ 300.12  | \$ -   | \$ 674.97                               | \$ 975.09                                   | \$ 69.36   | \$ 22.20   | \$ 883.53                                     |
| Corcoran, James G II & Krock, Kaitlyn L                | 53-08-17-301-093.404-008 | 1599   | 1B              | N  | \$ 238,700             | \$ 115,795                          | \$ 122,905        | \$ 1.5437                             | \$ 2.2845                | \$ 1,830.00        | \$ 2,806.01         | \$ 300.65  | \$ -   | \$ 675.36                               | \$ 976.01                                   | \$ 69.36   | \$ 22.20   | \$ 884.45                                     |
| Park, Hae Sook   | 53-08-17-301-093.405-008 | 1599   | 1B              | N  | \$ 195,500             | \$ 97,675                           | \$ 97,825         | \$ 1.5437                             | \$ 2.2845                | \$ 1,456.56        | \$ 2,295.11         | \$ 245.90  | \$ -   | \$ 592.65                               | \$ 838.55                                   | \$ 69.36   | \$ 22.20   | \$ 746.99                                     |
| Alley, Matthew D & Jessica S                           | 53-08-17-301-093.406-008 | 1599   | 1B              | N  | \$ 244,000             | \$ 117,650                          | \$ 126,350        | \$ 1.5437                             | \$ 2.2845                | \$ 1,881.30        | \$ 2,869.08         | \$ 307.40  | \$ -   | \$ 680.38                               | \$ 987.78                                   | \$ 69.36   | \$ 22.20   | \$ 896.22                                     |
| Kramer, Timothy W; Romary, Lydia M                     | 53-08-17-301-093.413-008 | 1599   | 1B              | N  | \$ 288,100             | \$ 133,085                          | \$ 155,015        | \$ 1.5437                             | \$ 2.2845                | \$ 2,308.12        | \$ 3,393.92         | \$ 363.64  | \$ -   | \$ 722.16                               | \$ 1,085.80                                 | \$ 69.36   | \$ 22.20   | \$ 994.24                                     |
| Krishnan, Karthik & Balachandran, Sadhana              | 53-08-17-301-093.414-008 | 1599   | 1B              | N  | \$ 253,400             | \$ 120,940                          | \$ 132,460        | \$ 1.5437                             | \$ 2.2845                | \$ 1,972.28        | \$ 2,980.94         | \$ 319.38  | \$ -   | \$ 689.28                               | \$ 1,008.66                                 | \$ 69.36   | \$ 22.20   | \$ 917.10                                     |
| Liu, Xiaojing & Chen, Lixin                            | 53-08-17-301-093.415-008 | 1599   | 1B              | N  | \$ 237,700             | \$ 112,445                          | \$ 125,255        | \$ 1.5437                             | \$ 2.2845                | \$ 1,865.00        | \$ 2,797.34         | \$ 299.72  | \$ -   | \$ 632.62                               | \$ 932.34                                   | \$ 69.36   | \$ 22.20   | \$ 840.78                                     |
| Toohill, Clement & Marjorie                            | 53-08-17-301-093.416-008 | 1599   | 1B              | N  | \$ 227,000             | \$ 108,595                          | \$ 118,405        | \$ 1.5437                             | \$ 2.2845                | \$ 1,763.16        | \$ 2,674.11         | \$ 286.52  | \$ -   | \$ 624.43                               | \$ 910.95                                   | \$ 69.36   | \$ 22.20   | \$ 819.39                                     |
| Nguyen, Chan; Vo, Bay Thi                              | 53-08-17-301-093.417-008 | 1599   | 1B              | N  | \$ 224,200             | \$ 110,720                          | \$ 113,480        | \$ 1.5437                             | \$ 2.2845                | \$ 1,689.68        | \$ 2,633.44         | \$ 282.16  | \$ -   | \$ 661.60                               | \$ 943.76                                   | \$ 69.36   | \$ 22.20   | \$ 852.20                                     |
| Smith, Adam W  | 53-08-17-301-093.418-008 | 1599   | 1B              | N  | \$ 279,400             | \$ 130,040                          | \$ 149,360        | \$ 1.5437                             | \$ 2.2845                | \$ 2,223.92        | \$ 3,290.37         | \$ 352.54  | \$ -   | \$ 713.91                               | \$ 1,066.45                                 | \$ 69.36   | \$ 22.20   | \$ 974.89                                     |
| Shawcroft, Bruce D & Mari                              | 53-08-17-301-093.419-008 | 1599   | 1B              | N  | \$ 248,300             | \$ 116,155                          | \$ 132,145        | \$ 1.5437                             | \$ 2.2845                | \$ 1,967.60        | \$ 2,923.48         | \$ 313.22  | \$ -   | \$ 642.66                               | \$ 955.88                                   | \$ 69.36   | \$ 22.20   | \$ 864.32                                     |
| Thompson, Marilyn Jean                                 | 53-08-17-301-093.420-008 | 1599   | 1B              | N  | \$ 233,700             | \$ 114,045                          | \$ 119,655        | \$ 1.5437                             | \$ 2.2845                | \$ 1,781.60        | \$ 2,746.50         | \$ 294.28  | \$ -   | \$ 670.63                               | \$ 964.90                                   | \$ 69.36   | \$ 22.20   | \$ 873.34                                     |
| Baker, Mark & Mayo                                     | 53-08-17-301-093.421-008 | 1599   | 1B              | N  | \$ 232,600             | \$ 113,660                          | \$ 118,940        | \$ 1.5437                             | \$ 2.2845                | \$ 1,770.96        | \$ 2,733.41         | \$ 292.87  | \$ -   | \$ 669.58                               | \$ 962.45                                   | \$ 69.36   | \$ 22.20   | \$ 870.89                                     |
| Spiehler, David E                                      | 53-08-17-301-093.422-008 | 1599   | 1B              | N  | \$ 229,100             | \$ 112,435                          | \$ 116,665        | \$ 1.5437                             | \$ 2.2845                | \$ 1,737.10        | \$ 2,691.75         | \$ 288.41  | \$ -   | \$ 666.25                               | \$ 954.65                                   | \$ 69.36   | \$ 22.20   | \$ 863.09                                     |
| Woodruff, Todd A. & Ulzidelger & Battulga, Ulzizjargal | 53-08-17-301-093.423-008 | 1599   | 1B              | N  | \$ 230,900             | \$ -                                | \$ 230,900        | \$ 1.5437                             | \$ 2.2845                | \$ 3,564.40        | \$ 5,421.20         | \$ 580.84  | \$ -   | \$ 1,275.96                             | \$ 1,856.80                                 | \$ 69.36   | \$ 22.20   | \$ 1,765.24                                   |
| Schroeder, Aaron Z & Bethany E                         | 53-08-17-301-093.424-008 | 1599   | 1B              | N  | \$ 259,300             | \$ 123,005                          | \$ 136,295        | \$ 1.5437                             | \$ 2.2845                | \$ 2,029.38        | \$ 3,051.15         | \$ 326.90  | \$ -   | \$ 694.87                               | \$ 1,021.77                                 | \$ 69.36   | \$ 22.20   | \$ 930.21                                     |
| Loudenslager, Jaime                                    | 53-08-17-304-056.000-008 | 1447   | 1B              | N  | \$ 134,800             | \$ 104,390                          | \$ 30,410         | \$ 1.5437                             | \$ 2.2845                | \$ 452.80          | \$ 750.48           | \$ 80.40   | \$ -   | \$ 217.27                               | \$ 297.68                                   | \$ 69.36   | \$ 22.20   | \$ 206.12                                     |
| CPW Properties LLC                                     | 53-08-17-304-103.000-008 | 1447   | 1B              | N  | \$ 138,200             | \$ -                                | \$ 138,200        | \$ 1.5437                             | \$ 2.2845                | \$ 2,133.40        | \$ 3,244.74         | \$ 347.65  | \$ -   | \$ 763.69                               | \$ 1,111.34                                 | \$ 69.36   | \$ 22.20   | \$ 1,019.78                                   |
| Williams, John E                                       | 53-08-17-304-058.000-008 | 1447   | 1B              | N  | \$ 140,700             | \$ -                                | \$ 140,700        | \$ 1.5437                             | \$ 2.2845                | \$ 2,172.00        | \$ 3,303.43         | \$ 353.94  | \$ -   | \$ 777.49                               | \$ 1,131.43                                 | \$ 69.36   | \$ 22.20   | \$ 1,039.87                                   |
| Silwal, Narayan & Veronica                             | 53-08-17-304-076.000-008 | 1447   | 1B              | N  | \$ 168,500             | \$ -                                | \$ 168,500        | \$ 1.5437                             | \$ 2.2845                | \$ 2,601.12        | \$ 3,956.14         | \$ 423.87  | \$ -   | \$ 931.15                               | \$ 1,355.02                                 | \$ 69.36   | \$ 22.20   | \$ 1,263.46                                   |
| Bassett, Parker Don & Lauren Ann                       | 53-01-41-709-717.000-008 | 1599   | 1B              | N  | \$ 192,200             | \$ 99,520                           | \$ 92,680         | \$ 1.5437                             | \$ 2.2845                | \$ 1,379.96        | \$ 2,252.61         | \$ 241.36  | \$ -   | \$ 631.29                               | \$ 872.65                                   | \$ 69.36   | \$ 22.20   | \$ 781.09                                     |
| Stephney, Clifton J & Terri L                          | 53-01-41-709-718.000-008 | 1599   | 1B              | N  | \$ 240,100             | \$ 116,285                          | \$ 123,815        | \$ 1.5437                             | \$ 2.2845                | \$ 1,843.56        | \$ 2,822.67         | \$ 302.43  | \$ -   | \$ 676.67                               | \$ 979.11                                   | \$ 69.36   | \$ 22.20   | \$ 887.55                                     |
| Sanders, Bryan O                                       | 53-01-41-709-719.000-008 | 1599   | 1B              | N  | \$ 221,500             | \$ -                                | \$ 221,500        | \$ 1.5437                             | \$ 2.2845                | \$ 3,419.30        | \$ 5,200.50         | \$ 557.20  | \$ -   | \$ 1,224.00                             | \$ 1,781.20                                 | \$ 69.36   | \$ 22.20   | \$ 1,689.64                                   |
| Calvert, Amy M & Corbin R; Price, Bryan W & Kathy R    | 53-01-41-709-720.000-008 | 1599   | 1B              | N  | \$ 265,000             | \$ 121,335                          | \$ 143,665        | \$ 1.5437                             | \$ 2.2845                | \$ 2,140.16        | \$ 3,148.24         | \$ 337.31  | \$ -   | \$ 670.77                               | \$ 1,008.08                                 | \$ 69.36   | \$ 22.20   | \$ 916.52                                     |

# City of Bloomington

## Area #1B: South-West Annexation Area - Tax Impacts Analysis

Note (1): This section shows the inc/(dec) in tax bills due to differences between township fire protection rates and the Monroe Fire Protection District fire rate

| Owner Name  | Parcel #                 | Waiver | Annexation Area | AG | 2020 Pay 2021 Gross AV | 2020 Pay 2021 Deductions /Exemptions | 2020 Pay 2021 NAV | Pre-Annex 2020 Pay 2021 Prop Tax Rate | Post-Annex Prop Tax Rate | Pre-Annex Tax Bill | Post-Annex Tax Bill | Net Tax Bill Increase Due Solely to AV Growth (12% - Aggregate over 4 Years) | Net Tax Bill Increase Due to Difference Between Fire Rates (1) | Net Tax Bill Increase Due to Annexation | Total Post-Annexation Net Tax Bill Increase | Benefit 1 Yearly Sewer Bill Savings (@ 4000 Gal/Month) | Benefit 2 Yearly Fire Protection (Water Surcharge) Savings | Post-Annex Tax Bill Inc/(Dec) Net of Benefits |
|---|--------------------------|--------|-----------------|----|------------------------|--------------------------------------|-------------------|---------------------------------------|--------------------------|--------------------|---------------------|--|--|---|---|--|--|---|
| Tenefrancia, Sherley M                                | 53-01-41-709-721.000-008 | 1599   | 1B              | N  | \$ 178,400             | \$ 94,690                            | \$ 83,710         | \$ 1.5437                             | \$ 2.2845                | \$ 1,246.40        | \$ 2,065.88         | \$ 221.34  | \$ -   | \$ 598.14                               | \$ 819.48                                   | \$ 69.36   | \$ 22.20   | \$ 727.92                                     |
| Lingenfelter, Aaron C                                 | 53-01-41-709-722.000-008 | 1599   | 1B              | N  | \$ 205,000             | \$ 104,000                           | \$ 101,000        | \$ 1.5437                             | \$ 2.2845                | \$ 1,503.84        | \$ 2,404.93         | \$ 257.67  | \$ -   | \$ 643.42                               | \$ 901.09                                   | \$ 69.36   | \$ 22.20   | \$ 809.53                                     |
| AMH 2014-2 Borrower, LLC                              | 53-01-41-709-723.000-008 | 1599   | 1B              | N  | \$ 271,300             | \$ -                                 | \$ 271,300        | \$ 1.5437                             | \$ 2.2845                | \$ 4,188.06        | \$ 6,369.73         | \$ 682.47  | \$ -   | \$ 1,499.20                             | \$ 2,181.67                                 | \$ 69.36   | \$ 22.20   | \$ 2,090.11                                   |
| Meanwell, Emily & Harris Shafer                       | 53-01-41-709-724.000-008 | 1599   | 1B              | N  | \$ 258,600             | \$ 122,760                           | \$ 135,840        | \$ 1.5437                             | \$ 2.2845                | \$ 2,022.60        | \$ 3,042.84         | \$ 326.02  | \$ -   | \$ 694.21                               | \$ 1,020.24                                 | \$ 69.36   | \$ 22.20   | \$ 928.68                                     |
| Goetze, Erin  | 53-01-41-709-725.000-008 | 1599   | 1B              | N  | \$ 200,900             | \$ 99,565                            | \$ 101,335        | \$ 1.5437                             | \$ 2.2845                | \$ 1,508.84        | \$ 2,359.37         | \$ 252.79  | \$ -   | \$ 597.75                               | \$ 850.53                                   | \$ 69.36   | \$ 22.20   | \$ 758.97                                     |
| Livingston, Alan L & Cindi L                          | 53-08-18-103-003.226-008 | 1599   | 1B              | N  | \$ 305,700             | \$ 139,245                           | \$ 166,455        | \$ 1.5437                             | \$ 2.2845                | \$ 2,478.46        | \$ 3,603.38         | \$ 386.08  | \$ -   | \$ 738.84                               | \$ 1,124.92                                 | \$ 69.36   | \$ 22.20   | \$ 1,033.36                                   |
| Lavengood, Wanda Gail                                 | 53-08-18-103-003.227-008 | 1599   | 1B              | N  | \$ 224,300             | \$ 107,755                           | \$ 116,545        | \$ 1.5437                             | \$ 2.2845                | \$ 1,735.32        | \$ 2,637.85         | \$ 282.62  | \$ -   | \$ 619.91                               | \$ 902.53                                   | \$ 69.36   | \$ 22.20   | \$ 810.97                                     |
| Cardin, David S & Tonya R                             | 53-08-18-103-003.228-008 | 1599   | 1B              | N  | \$ 194,700             | \$ 100,395                           | \$ 94,305         | \$ 1.5437                             | \$ 2.2845                | \$ 1,404.16        | \$ 2,282.36         | \$ 244.55  | \$ -   | \$ 633.66                               | \$ 878.20                                   | \$ 69.36   | \$ 22.20   | \$ 786.64                                     |
| Press, Michael D & Arlene N                           | 53-01-41-709-729.000-008 | 1599   | 1B              | N  | \$ 217,200             | \$ 108,270                           | \$ 108,930        | \$ 1.5437                             | \$ 2.2845                | \$ 1,621.92        | \$ 2,550.14         | \$ 273.24  | \$ -   | \$ 654.98                               | \$ 928.22                                   | \$ 69.36   | \$ 22.20   | \$ 836.66                                     |
| Comstock, Robert                                      | 53-01-41-709-730.000-008 | 1599   | 1B              | N  | \$ 239,400             | \$ 116,040                           | \$ 123,360        | \$ 1.5437                             | \$ 2.2845                | \$ 1,836.80        | \$ 2,814.33         | \$ 301.53  | \$ -   | \$ 676.00                               | \$ 977.53                                   | \$ 69.36   | \$ 22.20   | \$ 885.97                                     |
| Gentile, Nick A                                       | 53-01-41-709-731.000-008 | 1599   | 1B              | N  | \$ 238,400             | \$ 115,690                           | \$ 122,710        | \$ 1.5437                             | \$ 2.2845                | \$ 1,827.10        | \$ 2,802.43         | \$ 300.26  | \$ -   | \$ 675.07                               | \$ 975.33                                   | \$ 69.36   | \$ 22.20   | \$ 883.77                                     |
| Xu, Zhaching & Fu, Languang                           | 53-01-41-709-732.000-008 | 1599   | 1B              | N  | \$ 254,400             | \$ 118,290                           | \$ 136,110        | \$ 1.5437                             | \$ 2.2845                | \$ 2,026.64        | \$ 2,996.08         | \$ 321.00  | \$ -   | \$ 648.43                               | \$ 969.44                                   | \$ 69.36   | \$ 22.20   | \$ 877.88                                     |
| Lampkins, Eustan                                      | 53-01-41-709-733.000-008 | 1599   | 1B              | N  | \$ 246,200             | \$ 118,420                           | \$ 127,780        | \$ 1.5437                             | \$ 2.2845                | \$ 1,902.66        | \$ 2,895.27         | \$ 310.21  | \$ -   | \$ 682.45                               | \$ 992.67                                   | \$ 69.36   | \$ 22.20   | \$ 901.11                                     |
| Wise, Sharon  | 53-01-41-709-734.000-008 | 1599   | 1B              | N  | \$ 185,500             | \$ 97,175                            | \$ 88,325         | \$ 1.5437                             | \$ 2.2845                | \$ 1,315.12        | \$ 2,172.86         | \$ 232.81  | \$ -   | \$ 624.94                               | \$ 857.74                                   | \$ 69.36   | \$ 22.20   | \$ 766.18                                     |
| Newnum, Kyle D & Julia M                              | 53-01-41-709-735.000-008 | 1599   | 1B              | N  | \$ 254,000             | \$ 121,150                           | \$ 132,850        | \$ 1.5437                             | \$ 2.2845                | \$ 1,978.08        | \$ 2,988.09         | \$ 320.15  | \$ -   | \$ 689.85                               | \$ 1,010.01                                 | \$ 69.36   | \$ 22.20   | \$ 918.45                                     |
| Williams, John E III                                  | 53-08-20-106-040.000-008 |        | 1B              | N  | \$ 234,400             | \$ 114,290                           | \$ 120,110        | \$ 1.5437                             | \$ 2.2845                | \$ 1,788.40        | \$ 2,754.82         | \$ 295.16  | \$ -   | \$ 671.27                               | \$ 966.42                                   | \$ 69.36   | \$ 22.20   | \$ 874.86                                     |
| Clark, Michael J                                      | 53-08-20-106-036.000-008 |        | 1B              | N  | \$ 188,900             | \$ 98,365                            | \$ 90,535         | \$ 1.5437                             | \$ 2.2845                | \$ 1,348.04        | \$ 2,213.32         | \$ 237.14  | \$ -   | \$ 628.15                               | \$ 865.28                                   | \$ 69.36   | \$ 37.08   | \$ 758.84                                     |
| DiIts, William Stewart & Erica Danielle               | 53-08-20-100-021.000-008 | 1954   | 1B              | N  | \$ 369,100             | \$ 161,435                           | \$ 207,665        | \$ 1.5437                             | \$ 2.2845                | \$ 3,092.04        | \$ 4,357.90         | \$ 466.92  | \$ -   | \$ 798.94                               | \$ 1,265.86                                 | \$ -   | \$ -   | \$ 1,265.86                                   |
| Butler, Prince F & Sheila S                           | 53-08-20-100-012.000-008 | 1954   | 1B              | N  | \$ 409,200             | \$ 175,470                           | \$ 233,730        | \$ 1.5437                             | \$ 2.2845                | \$ 3,480.16        | \$ 4,835.14         | \$ 518.06  | \$ -   | \$ 836.92                               | \$ 1,354.98                                 | \$ 69.36   | \$ 22.20   | \$ 1,263.42                                   |
| McAdams, Damien K & Rita R                            | 53-08-20-100-036.000-008 | 1954   | 1B              | N  | \$ 324,500             | \$ 170,785                           | \$ 153,715        | \$ 1.5437                             | \$ 2.2845                | \$ 2,288.76        | \$ 3,793.54         | \$ 406.45  | \$ -   | \$ 1,098.33                             | \$ 1,504.78                                 | \$ 69.36   | \$ 22.20   | \$ 1,413.22                                   |
| Schmidt, Kevin  | 53-08-20-100-039.000-008 | 1954   | 1B              | N  | \$ 265,300             | \$ 122,105                           | \$ 143,195        | \$ 1.5437                             | \$ 2.2845                | \$ 2,132.12        | \$ 3,125.80         | \$ 334.90  | \$ -   | \$ 658.78                               | \$ 993.68                                   | \$ 69.36   | \$ 22.20   | \$ 902.12                                     |
| Silwal, Narayan & Veronica                            | 53-08-17-304-017.000-008 | 1447   | 1B              | N  | \$ 168,500             | \$ -                                 | \$ 168,500        | \$ 1.5437                             | \$ 2.2845                | \$ 2,601.12        | \$ 3,956.14         | \$ 423.87  | \$ -   | \$ 931.15                               | \$ 1,355.02                                 | \$ 69.36   | \$ 22.20   | \$ 1,263.46                                   |
| Silwal, Narayan & Veronica                            | 53-08-17-304-044.000-008 | 1447   | 1B              | N  | \$ 168,500             | \$ -                                 | \$ 168,500        | \$ 1.5437                             | \$ 2.2845                | \$ 2,601.12        | \$ 3,956.14         | \$ 423.87  | \$ -   | \$ 931.15                               | \$ 1,355.02                                 | \$ 69.36   | \$ 22.20   | \$ 1,263.46                                   |
| Silwal, Narayan & Veronica                            | 53-08-17-304-024.000-008 | 1447   | 1B              | N  | \$ 168,500             | \$ -                                 | \$ 168,500        | \$ 1.5437                             | \$ 2.2845                | \$ 2,601.12        | \$ 3,956.14         | \$ 423.87  | \$ -   | \$ 931.15                               | \$ 1,355.02                                 | \$ 69.36   | \$ 22.20   | \$ 1,263.46                                   |
| Felling, Chance L                                     | 53-08-17-304-079.000-008 | 1447   | 1B              | N  | \$ 162,000             | \$ -                                 | \$ 162,000        | \$ 1.5437                             | \$ 2.2845                | \$ 2,500.80        | \$ 3,803.53         | \$ 407.52  | \$ -   | \$ 895.21                               | \$ 1,302.73                                 | \$ 69.36   | \$ 22.20   | \$ 1,211.17                                   |
| Felling, Chance L                                     | 53-08-17-304-080.000-008 | 1447   | 1B              | N  | \$ 137,600             | \$ -                                 | \$ 137,600        | \$ 1.5437                             | \$ 2.2845                | \$ 2,124.12        | \$ 3,230.65         | \$ 346.14  | \$ -   | \$ 760.39                               | \$ 1,106.53                                 | \$ 69.36   | \$ 22.20   | \$ 1,014.97                                   |
| Phipps, John E & Kara                                 | 53-08-17-304-077.000-008 | 1447   | 1B              | N  | \$ 176,900             | \$ -                                 | \$ 176,900        | \$ 1.5437                             | \$ 2.2845                | \$ 2,730.80        | \$ 4,153.36         | \$ 445.00  | \$ -   | \$ 977.55                               | \$ 1,422.56                                 | \$ 69.36   | \$ 22.20   | \$ 1,331.00                                   |
| Phipps, John E & Kara                                 | 53-08-17-304-033.000-008 | 1447   | 1B              | N  | \$ 176,900             | \$ -                                 | \$ 176,900        | \$ 1.5437                             | \$ 2.2845                | \$ 2,730.80        | \$ 4,153.36         | \$ 445.00  | \$ -   | \$ 977.55                               | \$ 1,422.56                                 | \$ 69.36   | \$ 22.20   | \$ 1,331.00                                   |
| Phipps, John E & Kara                                 | 53-08-17-304-034.000-008 | 1447   | 1B              | N  | \$ 176,900             | \$ -                                 | \$ 176,900        | \$ 1.5437                             | \$ 2.2845                | \$ 2,730.80        | \$ 4,153.36         | \$ 445.00  | \$ -   | \$ 977.55                               | \$ 1,422.56                                 | \$ 69.36   | \$ 22.20   | \$ 1,331.00                                   |
| Phipps, John E & Kara                                 | 53-08-17-304-029.000-008 | 1447   | 1B              | N  | \$ 176,900             | \$ -                                 | \$ 176,900        | \$ 1.5437                             | \$ 2.2845                | \$ 2,730.80        | \$ 4,153.36         | \$ 445.00  | \$ -   | \$ 977.55                               | \$ 1,422.56                                 | \$ 69.36   | \$ 22.20   | \$ 1,331.00                                   |
| Phipps, John E & Kara                                 | 53-08-17-304-018.000-008 | 1447   | 1B              | N  | \$ 176,900             | \$ -                                 | \$ 176,900        | \$ 1.5437                             | \$ 2.2845                | \$ 2,730.80        | \$ 4,153.36         | \$ 445.00  | \$ -   | \$ 977.55                               | \$ 1,422.56                                 | \$ 69.36   | \$ 22.20   | \$ 1,331.00                                   |
| Felling, Chance L                                     | 53-08-17-304-050.000-008 | 1447   | 1B              | N  | \$ 137,600             | \$ -                                 | \$ 137,600        | \$ 1.5437                             | \$ 2.2845                | \$ 2,124.12        | \$ 3,230.65         | \$ 346.14  | \$ -   | \$ 760.39                               | \$ 1,106.53                                 | \$ 69.36   | \$ 22.20   | \$ 1,014.97                                   |
| Felling, Chance L                                     | 53-08-17-304-088.000-008 | 1447   | 1B              | N  | \$ 126,100             | \$ -                                 | \$ 126,100        | \$ 1.5437                             | \$ 2.2845                | \$ 1,946.60        | \$ 2,960.65         | \$ 317.21  | \$ -   | \$ 696.83                               | \$ 1,014.05                                 | \$ 69.36   | \$ 22.20   | \$ 922.49                                     |
| Borgers, Mark & Janet                                 | 53-08-17-304-089.000-008 | 1447   | 1B              | N  | \$ 181,200             | \$ -                                 | \$ 181,200        | \$ 1.5437                             | \$ 2.2845                | \$ 2,797.18        | \$ 4,254.32         | \$ 455.82  | \$ -   | \$ 1,001.32                             | \$ 1,457.14                                 | \$ 69.36   | \$ 22.20   | \$ 1,365.58                                   |
| Borgers, Mark & Janet                                 | 53-08-17-304-091.000-008 | 1447   | 1B              | N  | \$ 182,400             | \$ -                                 | \$ 182,400        | \$ 1.5437                             | \$ 2.2845                | \$ 2,815.72        | \$ 4,282.49         | \$ 458.84  | \$ -   | \$ 1,007.93                             | \$ 1,466.77                                 | \$ 69.36   | \$ 22.20   | \$ 1,375.21                                   |
| Borgers, Mark & Janet                                 | 53-08-17-304-090.000-008 | 1447   | 1B              | N  | \$ 182,400             | \$ -                                 | \$ 182,400        | \$ 1.5437                             | \$ 2.2845                | \$ 2,815.72        | \$ 4,282.49         | \$ 458.84  | \$ -   | \$ 1,007.93                             | \$ 1,466.77                                 | \$ 69.36   | \$ 22.20   | \$ 1,375.21                                   |
| Borgers, Mark & Janet                                 | 53-08-17-304-093.000-008 | 1447   | 1B              | N  | \$ 181,200             | \$ -                                 | \$ 181,200        | \$ 1.5437                             | \$ 2.2845                | \$ 2,797.18        | \$ 4,254.32         | \$ 455.82  | \$ -   | \$ 1,001.32                             | \$ 1,457.14                                 | \$ 69.36   | \$ 22.20   | \$ 1,365.58                                   |
| Phillips, Lynnea M                                    | 53-08-17-304-047.000-008 | 1447   | 1B              | N  | \$ 163,800             | \$ 89,580                            | \$ 74,220         | \$ 1.5437                             | \$ 2.2845                | \$ 1,105.10        | \$ 1,831.66         | \$ 196.24  | \$ -   | \$ 530.32                               | \$ 726.56                                   | \$ 69.36   | \$ 22.20   | \$ 635.00                                     |
| Kou, Xiaodi; Kou, Xiaojing                            | 53-08-17-304-048.000-008 | 1447   | 1B              | N  | \$ 163,800             | \$ -                                 | \$ 163,800        | \$ 1.5437                             | \$ 2.2845                | \$ 2,528.58        | \$ 3,845.79         | \$ 412.05  | \$ -   | \$ 905.16                               | \$ 1,317.21                                 | \$ 69.36   | \$ 22.20   | \$ 1,225.65                                   |
| Zhou, Xiaoling  | 53-08-20-100-017.000-008 | 1954   | 1B              | N  | \$ 255,600             | \$ 118,710                           | \$ 136,890        | \$ 1.5437                             | \$ 2.2845                | \$ 2,038.24        | \$ 3,010.37         | \$ 322.54  | \$ -   | \$ 649.59                               | \$ 972.13                                   | \$ 69.36   | \$ 22.20   | \$ 880.57                                     |
| Breedlove, Mark & Valerie Helms-breedlove             | 53-08-20-100-048.000-008 | 1954   | 1B              | N  | \$ 274,800             | \$ 128,430                           | \$ 146,370        | \$ 1.5437                             | \$ 2.2845                | \$ 2,179.40        | \$ 3,235.62         | \$ 346.67  | \$ -   | \$ 709.55                               | \$ 1,056.22                                 | \$ 69.36   | \$ 22.20   | \$ 964.66                                     |
| Boling, Lana  | 53-08-20-100-014.000-008 | 1954   | 1B              | N  | \$ 275,000             | \$ 128,500                           | \$ 146,500        | \$ 1.5437                             | \$ 2.2845                | \$ 2,181.32        | \$ 3,238.01         | \$ 346.93  | \$ -   | \$ 709.76                               | \$ 1,056.69                                 | \$ 69.36   | \$ 22.20   | \$ 965.13                                     |
| Wright, Myra & Bill                                   | 53-08-20-100-024.000-008 | 1954   | 1B              | N  | \$ 279,800             | \$ 130,180                           | \$ 149,620        | \$ 1.5437                             | \$ 2.2845                | \$ 2,227.78        | \$ 3,295.13         | \$ 353.04  | \$ -   | \$ 714.30                               | \$ 1,067.35                                 | \$ 69.36   | \$ 22.20   | \$ 975.79                                     |
| Rhodes, Brian G & Heather D                           | 53-08-20-100-016.000-008 | 1954   | 1B              | N  | \$ 245,200             | \$ 118,070                           | \$ 127,130        | \$ 1.5437                             | \$ 2.2845                | \$ 1,892.92        | \$ 2,883.37         | \$ 308.94  | \$ -   | \$ 681.51                               | \$ 990.45                                   | \$ 69.36   | \$ 22.20   | \$ 898.89                                     |
| Solis Reyes Luciano & Maria DE LOS ANGELES C De Solis | 53-08-20-100-028.000-008 | 1954   | 1B              | N  | \$ 256,400             | \$ 118,990                           | \$ 137,410        | \$ 1.5437                             | \$ 2.2845                | \$ 2,045.98        | \$ 3,019.88         | \$ 323.56  | \$ -   | \$ 650.35                               | \$ 973.90                                   | \$ 69.36   | \$ 22.20   | \$ 882.34                                     |
| Hazen, Douglas G I & Marcella D                       | 53-08-20-100-052.000-008 | 1954   | 1B              | N  | \$ 40,000              | \$ -                                 | \$ 40,000         | \$ 1.5437                             | \$ 2.2845                | \$ 617.48          | \$ 1,023.45         | \$ 109.66  | \$ -   | \$ 296.32                               | \$ 405.97                                   | \$ -   | \$ -   | \$ 405.97                                     |
| Sheehan, Luke A & Elizabeth C                         | 53-08-20-100-053.000-008 | 1611   | 1B              | N  | \$ 228,600             | \$ 112,260                           | \$ 116,340        | \$ 1.5437                             | \$ 2.2845                | \$ 1,732.26        | \$ 2,685.80         | \$ 287.77  | \$ -   | \$ 665.78                               | \$ 953.54                                   | \$ 69.36   | \$ 22.20   | \$ 861.98                                     |
| Cloe, Ryan M & Vanessa L                              | 53-08-20-100-019.000-008 | 2402   | 1B              | N  | \$ 232,400             | \$ 113,590                           | \$ 118,810        | \$ 1.5437                             | \$ 2.2845                | \$ 1,769.04        | \$ 2,731.02         | \$ 292.61  | \$ -   | \$ 669.37                               | \$ 961.98                                   | \$ 69.36   | \$ 22.20   | \$ 870.42                                     |
| Slone, James E & Lisa M                               | 53-08-20-100-043.000-008 | 2400   | 1B              | N  | \$ 239,000             | \$ 115,725                           | \$ 123,275        | \$ 1.5437                             | \$ 2.2845                | \$ 1,835.52        | \$ 2,804.16         | \$ 300.45  | \$ -   | \$ 668.19                               | \$ 968.64                                   | \$ 69.36   | \$ 22.20   | \$ 877.08                                     |
| Perry, Travis A & Kimberly N                          | 53-08-20-100-018.000-008 | 1587   | 1B              | N  | \$ 196,900             | \$ 98,165                            | \$ 98,735         | \$ 1.5437                             | \$ 2.2845                | \$ 1,470.12        | \$ 2,311.77         | \$ 247.69  | \$ -   | \$ 593.96                               | \$ 841.65                                   | \$ 69.36   | \$ 22.20   | \$ 750.09                                     |
| Coffman, Duane A & Sarah M                            | 53-08-20-100-023.000-008 | 1929   | 1B              | N  | \$ 249,400             | \$ 119,540                           |                   |                                       |                          |                    |                     |  |  |   |   |  |  |   |



# City of Bloomington

## Area #1B: South-West Annexation Area - Tax Impacts Analysis



Note (1): This section shows the inc/(dec) in tax bills due to differences between township fire protection rates and the Monroe Fire Protection District fire rate

| Owner Name   | Parcel #                 | Waiver | Annexation Area | AG | 2020 Pay 2021 Gross AV | 2020 Pay 2021 Deductions/Exemptions | 2020 Pay 2021 NAV | Pre-Annex 2020 Pay 2021 Prop Tax Rate | Post-Annex Prop Tax Rate | Pre-Annex Tax Bill | Post-Annex Tax Bill | Net Tax Bill Increase Due Solely to AV Growth (12% - Aggregate over 4 years) | Net Tax Bill Increase Due to Difference Between Fire Rates (1) | Net Tax Bill Increase Due to Annexation | Total Post-Annexation Net Tax Bill Increase | Benefit 1 Yearly Sewer Bill Savings (@ 4000 Gal/Month) | Benefit 2 Yearly Fire Protection (Water Surcharge) Savings | Post-Annex Tax Bill Inc/(Dec) Net of Benefits |
|--|--------------------------|--------|-----------------|----|------------------------|-------------------------------------|-------------------|---------------------------------------|--------------------------|--------------------|---------------------|--|--|---|---|--|--|---|
| Vitols, Inta   | 53-08-20-100-022.000-008 | 1928   | 1B              | N  | \$ 203,600             | \$ 100,510                          | \$ 103,090        | \$ 1.5437                             | \$ 2.2845                | \$ 1,534.96        | \$ 2,391.51         | \$ 256.24  | \$ -   | \$ 600.32                               | \$ 856.55                                   | \$ 69.36   | \$ 22.20   | \$ 764.99                                     |
| Butcher, Lisa Ann  | 53-08-20-100-033.000-008 | 1953   | 1B              | N  | \$ 234,400             | \$ 111,290                          | \$ 123,110        | \$ 1.5437                             | \$ 2.2845                | \$ 1,833.06        | \$ 2,758.06         | \$ 295.50  | \$ -   | \$ 629.49                               | \$ 925.00                                   | \$ 69.36   | \$ 22.20   | \$ 833.44                                     |
| Booher, Kevin J & Ginger R   | 53-08-20-100-040.000-008 | 1918   | 1B              | N  | \$ 209,000             | \$ 102,400                          | \$ 106,600        | \$ 1.5437                             | \$ 2.2845                | \$ 1,587.24        | \$ 2,455.77         | \$ 263.12  | \$ -   | \$ 605.42                               | \$ 868.53                                   | \$ 69.36   | \$ 22.20   | \$ 776.97                                     |
| Martin, Chase B & Amy P Payne  | 53-08-17-402-002.000-008 | 1239   | 1B              | N  | \$ 163,500             | \$ 88,950                           | \$ 74,550         | \$ 1.5437                             | \$ 2.2845                | \$ 1,110.02        | \$ 1,839.82         | \$ 197.12  | \$ -   | \$ 532.67                               | \$ 729.80                                   | \$ 69.36   | \$ 22.20   | \$ 638.24                                     |
| Unity Of Bloomington Inc   | 53-08-20-100-037.000-008 | 2270   | 1B              | N  | \$ 254,400             | \$ 254,400                          | \$ -              | \$ 1.5437                             | \$ 2.2845                | \$ -               | \$ -                | \$ -   | \$ -   | \$ -                                    | \$ -  | \$ 69.36   | \$ 22.20   | \$ (91.56)                                    |
| Duhon, Marvart M & Susan T   | 53-08-17-407-015.000-008 |        | 1B              | N  | \$ 94,800              | \$ 65,430                           | \$ 29,370         | \$ 1.5437                             | \$ 2.2845                | \$ 437.30          | \$ 724.81           | \$ 77.65   | \$ -   | \$ 209.86                               | \$ 287.51                                   | \$ 69.36   | \$ 14.76   | \$ 203.39                                     |
| Couch, James D Jr  | 53-08-17-110-001.000-008 | 1356   | 1B              | N  | \$ 184,400             | \$ -                                | \$ 184,400        | \$ 1.5437                             | \$ 2.2845                | \$ 2,846.58        | \$ 4,329.45         | \$ 463.87  | \$ -   | \$ 1,019.00                             | \$ 1,482.87                                 | \$ 69.36   | \$ 14.76   | \$ 1,398.75                                   |
| Watts, David J; Hamilton, Lydia  | 53-08-17-104-007.000-008 | 1319   | 1B              | N  | \$ 174,800             | \$ 92,310                           | \$ 82,490         | \$ 1.5437                             | \$ 2.2845                | \$ 1,228.36        | \$ 2,015.80         | \$ 215.98  | \$ -   | \$ 571.45                               | \$ 787.44                                   | \$ 69.36   | \$ 22.20   | \$ 695.88                                     |
| Doehla, George D   | 53-08-20-205-015.000-008 | 1707   | 1B              | N  | \$ 288,700             | \$ 129,305                          | \$ 159,395        | \$ 1.5437                             | \$ 2.2845                | \$ 2,377.92        | \$ 3,483.53         | \$ 373.23  | \$ -   | \$ 732.39                               | \$ 1,105.61                                 | \$ 69.36   | \$ 22.20   | \$ 1,014.05                                   |
| Root, Jordan D & Lindsay E   | 53-08-20-205-011.000-008 |        | 1B              | N  | \$ 292,100             | \$ 131,485                          | \$ 160,615        | \$ 1.5437                             | \$ 2.2845                | \$ 2,391.48        | \$ 3,444.76         | \$ 369.08  | \$ -   | \$ 684.19                               | \$ 1,053.28                                 | \$ 69.36   | \$ 22.20   | \$ 961.72                                     |
| Derheimer, Daniel G & Carol L  | 53-08-20-205-021.000-008 | 1583   | 1B              | N  | \$ 318,800             | \$ 140,235                          | \$ 178,565        | \$ 1.5437                             | \$ 2.2845                | \$ 2,659.68        | \$ 3,785.78         | \$ 405.62  | \$ -   | \$ 720.48                               | \$ 1,126.10                                 | \$ 69.36   | \$ 22.20   | \$ 1,034.54                                   |
| Mussman, Matthew W & Bethany M   | 53-08-20-205-025.000-008 | 2414   | 1B              | N  | \$ 276,900             | \$ 129,165                          | \$ 147,735        | \$ 1.5437                             | \$ 2.2845                | \$ 2,199.72        | \$ 3,260.62         | \$ 349.35  | \$ -   | \$ 711.55                               | \$ 1,060.90                                 | \$ 69.36   | \$ 22.20   | \$ 969.34                                     |
| Nguyen, Xuan T & Hang T  | 53-08-20-205-024.000-008 |        | 1B              | N  | \$ 246,200             | \$ 115,105                          | \$ 131,095        | \$ 1.5437                             | \$ 2.2845                | \$ 1,952.44        | \$ 2,910.80         | \$ 311.86  | \$ -   | \$ 646.50                               | \$ 958.36                                   | \$ 69.36   | \$ 22.20   | \$ 866.80                                     |
| Hacker, Patricia J Rev Trust   | 53-08-20-205-041.000-008 | 2416   | 1B              | N  | \$ 207,100             | \$ 101,735                          | \$ 105,365        | \$ 1.5437                             | \$ 2.2845                | \$ 1,568.84        | \$ 2,433.17         | \$ 260.70  | \$ -   | \$ 603.63                               | \$ 864.33                                   | \$ 69.36   | \$ 22.20   | \$ 772.77                                     |
| Jones, Jeffrey S   | 53-08-20-205-022.000-008 |        | 1B              | N  | \$ 351,300             | \$ -                                | \$ 351,300        | \$ 1.5437                             | \$ 2.2845                | \$ 5,423.02        | \$ 8,248.02         | \$ 883.72  | \$ -   | \$ 1,941.28                             | \$ 2,825.00                                 | \$ -   | \$ -   | \$ 2,825.00                                   |
| Milliman, Nathan   | 53-08-20-205-009.000-008 |        | 1B              | N  | \$ 265,800             | \$ 125,280                          | \$ 140,520        | \$ 1.5437                             | \$ 2.2845                | \$ 2,092.28        | \$ 3,128.51         | \$ 335.19  | \$ -   | \$ 701.04                               | \$ 1,036.23                                 | \$ 69.36   | \$ 22.20   | \$ 944.67                                     |
| Perez, Dennis & Linda  | 53-08-20-205-037.000-008 |        | 1B              | N  | \$ 283,400             | \$ 131,440                          | \$ 151,960        | \$ 1.5437                             | \$ 2.2845                | \$ 2,262.64        | \$ 3,337.97         | \$ 357.64  | \$ -   | \$ 717.70                               | \$ 1,075.33                                 | \$ 69.36   | \$ 22.20   | \$ 983.77                                     |
| Johnson, Dennis L & Kathy S  | 53-08-20-205-034.000-008 |        | 1B              | N  | \$ 251,400             | \$ 117,240                          | \$ 134,160        | \$ 1.5437                             | \$ 2.2845                | \$ 1,997.60        | \$ 2,960.38         | \$ 317.18  | \$ -   | \$ 645.60                               | \$ 962.78                                   | \$ 69.36   | \$ 22.20   | \$ 871.22                                     |
| Hunt, Janice E   | 53-08-20-205-006.000-008 |        | 1B              | N  | \$ 199,800             | \$ 102,180                          | \$ 97,620         | \$ 1.5437                             | \$ 2.2845                | \$ 1,453.52        | \$ 2,343.04         | \$ 251.03  | \$ -   | \$ 638.49                               | \$ 889.52                                   | \$ 69.36   | \$ 22.20   | \$ 797.96                                     |
| Judge, Molly M & James T   | 53-08-20-205-013.000-008 |        | 1B              | N  | \$ 321,400             | \$ 142,045                          | \$ 179,355        | \$ 1.5437                             | \$ 2.2845                | \$ 2,673.10        | \$ 3,822.08         | \$ 409.52  | \$ -   | \$ 739.46                               | \$ 1,148.98                                 | \$ 69.36   | \$ 22.20   | \$ 1,057.42                                   |
| Karty, Jonathan Allen & Jacquelyn Jean Smith, Robert Francis III & Maureen O'Neill | 53-08-20-205-030.000-008 |        | 1B              | N  | \$ 270,900             | \$ 127,065                          | \$ 143,835        | \$ 1.5437                             | \$ 2.2845                | \$ 2,141.64        | \$ 3,189.21         | \$ 341.70  | \$ -   | \$ 705.87                               | \$ 1,047.57                                 | \$ 69.36   | \$ 22.20   | \$ 956.01                                     |
| Kabrick, Chris & Jane E  | 53-08-20-205-010.000-008 | 1548   | 1B              | N  | \$ 310,900             | \$ 141,065                          | \$ 169,835        | \$ 1.5437                             | \$ 2.2845                | \$ 2,528.78        | \$ 3,665.25         | \$ 392.70  | \$ -   | \$ 743.77                               | \$ 1,136.47                                 | \$ 69.36   | \$ 22.20   | \$ 1,044.91                                   |
| Smith, Stephen G   | 53-08-20-205-008.000-008 | 1947   | 1B              | N  | \$ 248,200             | \$ 119,120                          | \$ 129,080        | \$ 1.5437                             | \$ 2.2845                | \$ 1,921.96        | \$ 2,919.07         | \$ 312.76  | \$ -   | \$ 684.34                               | \$ 997.11                                   | \$ 69.36   | \$ 22.20   | \$ 905.55                                     |
| Ulmes, Daniel R  | 53-08-20-201-014.000-008 | 2413   | 1B              | N  | \$ 226,500             | \$ 111,525                          | \$ 114,975        | \$ 1.5437                             | \$ 2.2845                | \$ 1,711.94        | \$ 2,660.81         | \$ 285.09  | \$ -   | \$ 663.78                               | \$ 948.87                                   | \$ 69.36   | \$ 22.20   | \$ 857.31                                     |
| Ladow, Todd R & Toni L   | 53-08-20-201-002.000-008 | 1439   | 1B              | N  | \$ 210,200             | \$ 105,820                          | \$ 104,380        | \$ 1.5437                             | \$ 2.2845                | \$ 1,554.16        | \$ 2,466.83         | \$ 264.31  | \$ -   | \$ 648.36                               | \$ 912.67                                   | \$ 69.36   | \$ 22.20   | \$ 821.11                                     |
| Schwartz, Jeffrey Scott & Cari Beth  | 53-08-20-201-013.000-008 | 2004   | 1B              | N  | \$ 326,100             | \$ 146,385                          | \$ 179,715        | \$ 1.5437                             | \$ 2.2845                | \$ 2,675.88        | \$ 3,846.16         | \$ 412.09  | \$ -   | \$ 758.19                               | \$ 1,170.28                                 | \$ 69.36   | \$ 22.20   | \$ 1,078.72                                   |
| Anderson, Steven D   | 53-08-20-201-011.000-008 | 2005   | 1B              | N  | \$ 268,800             | \$ 126,330                          | \$ 142,470        | \$ 1.5437                             | \$ 2.2845                | \$ 2,121.32        | \$ 3,164.21         | \$ 339.02  | \$ -   | \$ 703.88                               | \$ 1,042.89                                 | \$ 69.36   | \$ 22.20   | \$ 951.33                                     |
| Karch, Roger P; Little, Ella w/e   | 53-08-17-102-005.000-008 |        | 1B              | N  | \$ 136,900             | \$ 79,990                           | \$ 56,910         | \$ 1.5437                             | \$ 2.2845                | \$ 847.36          | \$ 1,404.48         | \$ 150.48  | \$ -   | \$ 406.64                               | \$ 557.12                                   | \$ 69.36   | \$ 22.20   | \$ 465.56                                     |
| Perry, Harold & Joy Hays Drive Irrevocable Trust                                   | 53-08-17-407-020.000-008 |        | 1B              | N  | \$ 109,000             | \$ -                                | \$ 109,000        | \$ 1.5437                             | \$ 2.2845                | \$ 1,682.64        | \$ 2,559.16         | \$ 274.20  | \$ -   | \$ 602.33                               | \$ 876.52                                   | \$ 69.36   | \$ 14.76   | \$ 792.40                                     |
| Bennett, Gabriel Joseph  | 53-08-17-102-053.000-008 |        | 1B              | N  | \$ 133,400             | \$ 78,940                           | \$ 54,460         | \$ 1.5437                             | \$ 2.2845                | \$ 1,810.88        | \$ 2,744.02         | \$ 144.00  | \$ -   | \$ 389.14                               | \$ 533.14                                   | \$ 69.36   | \$ 22.20   | \$ 441.58                                     |
| Ayers, Barbara D   | 53-08-17-407-035.000-008 |        | 1B              | N  | \$ 93,100              | \$ 64,835                           | \$ 28,265         | \$ 1.5437                             | \$ 2.2845                | \$ 420.86          | \$ 697.56           | \$ 74.74   | \$ -   | \$ 201.96                               | \$ 276.70                                   | \$ 69.36   | \$ 14.76   | \$ 192.58                                     |
| Miers, Jennifer  | 53-08-17-100-006.000-008 |        | 1B              | N  | \$ 114,300             | \$ 69,255                           | \$ 45,045         | \$ 1.5437                             | \$ 2.2845                | \$ 670.70          | \$ 1,111.65         | \$ 119.10  | \$ -   | \$ 321.85                               | \$ 440.95                                   | \$ 69.36   | \$ 22.20   | \$ 349.39                                     |
| Harding, Terri Sue & Axsom, Dana Gale  | 53-08-17-407-002.000-008 | 1289   | 1B              | N  | \$ 106,800             | \$ -                                | \$ 106,800        | \$ 1.5437                             | \$ 2.2845                | \$ 1,648.68        | \$ 2,544.82         | \$ 272.66  | \$ -   | \$ 623.48                               | \$ 896.14                                   | \$ 69.36   | \$ 14.76   | \$ 812.02                                     |
| Sexton, Roscoe L Jr & Janice E   | 53-08-17-102-050.000-008 |        | 1B              | N  | \$ 182,200             | \$ 95,495                           | \$ 86,705         | \$ 1.5437                             | \$ 2.2845                | \$ 1,291.00        | \$ 2,117.37         | \$ 226.87  | \$ -   | \$ 599.50                               | \$ 826.37                                   | \$ 69.36   | \$ 22.20   | \$ 734.81                                     |
| Scuderi, Phillip & Thole, Catharine  | 53-08-17-102-077.000-008 |        | 1B              | N  | \$ 149,700             | \$ 84,645                           | \$ 65,055         | \$ 1.5437                             | \$ 2.2845                | \$ 968.64          | \$ 1,605.50         | \$ 172.03  | \$ -   | \$ 464.84                               | \$ 636.86                                   | \$ 69.36   | \$ 22.20   | \$ 545.30                                     |
| Scagg, Linda L   | 53-08-17-402-009.000-008 |        | 1B              | N  | \$ 147,400             | \$ 83,840                           | \$ 63,560         | \$ 1.5437                             | \$ 2.2845                | \$ 946.40          | \$ 1,568.60         | \$ 168.06  | \$ -   | \$ 454.14                               | \$ 622.20                                   | \$ -   | \$ -   | \$ 622.20                                     |
| Donnelly, Kyle H B   | 53-01-41-709-736.000-008 | 1599   | 1B              | N  | \$ 245,000             | \$ 118,000                          | \$ 127,000        | \$ 1.5437                             | \$ 2.2845                | \$ 1,890.98        | \$ 2,880.98         | \$ 308.68  | \$ -   | \$ 681.32                               | \$ 990.00                                   | \$ 69.36   | \$ 22.20   | \$ 898.44                                     |
| Banova-Hawkins, Rositza B  | 53-01-41-709-737.000-008 | 1599   | 1B              | N  | \$ 210,600             | \$ 105,960                          | \$ 104,640        | \$ 1.5437                             | \$ 2.2845                | \$ 1,558.04        | \$ 2,471.58         | \$ 264.82  | \$ -   | \$ 648.73                               | \$ 913.54                                   | \$ 69.36   | \$ 22.20   | \$ 821.98                                     |
| DeVille, Kevin E & Wykes, Patricia J   | 53-01-41-709-738.000-008 | 1599   | 1B              | N  | \$ 205,400             | \$ 104,140                          | \$ 101,260        | \$ 1.5437                             | \$ 2.2845                | \$ 1,507.72        | \$ 2,409.69         | \$ 258.18  | \$ -   | \$ 643.79                               | \$ 901.97                                   | \$ 69.36   | \$ 22.20   | \$ 810.41                                     |
| Kang, Tony   | 53-01-41-709-739.000-008 | 1599   | 1B              | N  | \$ 191,000             | \$ 99,100                           | \$ 91,900         | \$ 1.5437                             | \$ 2.2845                | \$ 1,368.36        | \$ 2,238.32         | \$ 239.82  | \$ -   | \$ 630.14                               | \$ 869.96                                   | \$ 69.36   | \$ 22.20   | \$ 778.40                                     |
| Phillips, Corey Lyle & Kathleen Elizabeth Doll                                     | 53-01-41-709-740.000-008 | 1599   | 1B              | N  | \$ 219,900             | \$ 109,215                          | \$ 110,685        | \$ 1.5437                             | \$ 2.2845                | \$ 1,648.04        | \$ 2,582.26         | \$ 276.67  | \$ -   | \$ 657.55                               | \$ 934.22                                   | \$ 69.36   | \$ 22.20   | \$ 842.66                                     |
| Hedge, Timothy R   | 53-08-17-304-053.000-008 | 1447   | 1B              | N  | \$ 162,900             | \$ -                                | \$ 162,900        | \$ 1.5437                             | \$ 2.2845                | \$ 2,514.68        | \$ 3,824.66         | \$ 409.78  | \$ -   | \$ 900.19                               | \$ 1,309.98                                 | \$ 69.36   | \$ 22.20   | \$ 1,218.42                                   |
| Harris, Steven P   | 53-08-17-304-093.000-008 | 1447   | 1B              | N  | \$ 161,200             | \$ 88,670                           | \$ 72,530         | \$ 1.5437                             | \$ 2.2845                | \$ 1,079.96        | \$ 1,789.98         | \$ 191.79  | \$ -   | \$ 518.23                               | \$ 710.02                                   | \$ 69.36   | \$ 22.20   | \$ 618.46                                     |
| Swiss Properties LLC   | 53-08-17-304-046.000-008 | 1447   | 1B              | N  | \$ 161,200             | \$ -                                | \$ 161,200        | \$ 1.5437                             | \$ 2.2845                | \$ 2,488.44        | \$ 3,784.74         | \$ 405.51  | \$ -   | \$ 890.80                               | \$ 1,296.30                                 | \$ 69.36   | \$ 22.20   | \$ 1,204.74                                   |
| Swiss Properties LLC   | 53-08-17-304-083.000-008 | 1447   | 1B              | N  | \$ 161,200             | \$ -                                | \$ 161,200        | \$ 1.5437                             | \$ 2.2845                | \$ 2,488.44        | \$ 3,784.74         | \$ 405.51  | \$ -   | \$ 890.80                               | \$ 1,296.30                                 | \$ 69.36   | \$ 22.20   | \$ 1,204.74                                   |
| Gupta, Daniel  | 53-08-17-304-108.000-008 | 1447   | 1B              | N  | \$ 142,300             | \$ -                                | \$ 142,300        | \$ 1.5437                             | \$ 2.2845                | \$ 2,196.68        | \$ 3,341.00         | \$ 357.96  | \$ -   | \$ 786.35                               | \$ 1,144.32                                 | \$ 69.36   | \$ 22.20   | \$ 1,052.76                                   |
| Gupta, Daniel  | 53-08-17-304-043.000-008 | 1447   | 1B              | N  | \$ 144,100             | \$ -                                | \$ 144,100        | \$ 1.5437                             | \$ 2.2845                | \$ 2,224.48        | \$ 3,383.26         | \$ 362.49  | \$ -   | \$ 796.29                               | \$ 1,158.78                                 | \$ 69.36   | \$ 22.20   | \$ 1,067.22                                   |
| Gupta, Daniel  | 53-08-17-304-107.000-008 | 1447   | 1B              | N  | \$ 144,100             | \$ -                                | \$ 144,100        | \$ 1.5437                             | \$ 2.2845                | \$ 2,224.48        | \$ 3,383.26         | \$ 362.49  | \$ -   | \$ 796.29                               | \$ 1,158.78                                 | \$ 69.36   | \$ 22.20   | \$ 1,067.22                                   |

# City of Bloomington

## Area #1B: South-West Annexation Area - Tax Impacts Analysis

Note (1): This section shows the inc/(dec) in tax bills due to differences between township fire protection rates and the Monroe Fire Protection District fire rate

| Owner Name   | Parcel #                 | Waiver | Annexation Area | AG | 2020 Pay 2021 Gross AV | 2020 Pay 2021 Deductions/Exemptions | 2020 Pay 2021 NAV | Pre-Annex 2020 Pay 2021 Prop Tax Rate | Post-Annex Prop Tax Rate | Pre-Annex Tax Bill | Post-Annex Tax Bill | Net Tax Bill Increase Due Solely to AV Growth (12% - Aggregate over 4 years) | Net Tax Bill Increase Due to Difference Between Fire Rates (1) | Net Tax Bill Increase Due to Annexation | Total Post-Annexation Net Tax Bill Increase | Benefit 1 Yearly Sewer Bill Savings (@ 4000 Gal/Month) | Benefit 2 Yearly Fire Protection (Water Surcharge) Savings | Post-Annex Net of Benefits |
|--|--------------------------|--------|-----------------|----|------------------------|-------------------------------------|-------------------|---------------------------------------|--------------------------|--------------------|---------------------|--|--|---|---|--|--|----------------------------|
| Gupta, Daniel  | 53-08-17-304-052.000-008 | 1447   | 1B              | N  | \$ 144,100             | \$ -                                | \$ 144,100        | \$ 1.5437                             | \$ 2.2845                | \$ 2,224.48        | \$ 3,383.26         | \$ 362.49  | \$ -   | \$ 796.29                               | \$ 1,158.78                                 | \$ 69.36   | \$ 22.20   | \$ 1,067.22                |
| Bube, Megan E  | 53-01-41-709-741.000-008 | 1599   | 1B              | N  | \$ 232,900             | \$ 113,765                          | \$ 119,135        | \$ 1.5437                             | \$ 2.2845                | \$ 1,773.88        | \$ 2,736.97         | \$ 293.24  | \$ -   | \$ 669.85                               | \$ 963.09                                   | \$ 69.36   | \$ 22.20   | \$ 871.53                  |
| Hausmann, Patricia J & Tiggelman, Thomas J             | 53-01-41-709-742.000-008 | 1599   | 1B              | N  | \$ 204,300             | \$ 100,755                          | \$ 103,545        | \$ 1.5437                             | \$ 2.2845                | \$ 1,541.74        | \$ 2,399.83         | \$ 257.12  | \$ -   | \$ 600.97                               | \$ 858.09                                   | \$ 69.36   | \$ 22.20   | \$ 766.53                  |
| Rude, Thomas A & Pamela S                              | 53-01-41-709-743.000-008 | 1599   | 1B              | N  | \$ 222,900             | \$ 122,745                          | \$ 100,155        | \$ 1.5437                             | \$ 2.2845                | \$ 1,491.28        | \$ 2,471.74         | \$ 264.84  | \$ -   | \$ 715.62                               | \$ 980.46                                   | \$ 69.36   | \$ 22.20   | \$ 888.90                  |
| AMH 2014-3 Borrower LLC                                | 53-01-41-709-744.000-008 | 1599   | 1B              | N  | \$ 202,700             | \$ -                                | \$ 202,700        | \$ 1.5437                             | \$ 2.2845                | \$ 3,129.08        | \$ 4,759.10         | \$ 509.90  | \$ -   | \$ 1,120.12                             | \$ 1,630.02                                 | \$ 69.36   | \$ 22.20   | \$ 1,538.46                |
| Ciasto, Mary & Nugent, Christopher & Ciasto-Poor, Noah | 53-01-41-709-745.000-008 | 1599   | 1B              | N  | \$ 173,700             | \$ 92,345                           | \$ 81,355         | \$ 1.5437                             | \$ 2.2845                | \$ 1,211.36        | \$ 2,007.78         | \$ 215.13  | \$ -   | \$ 581.29                               | \$ 796.42                                   | \$ 69.36   | \$ 22.20   | \$ 704.86                  |
| Pierce, Christopher A; Wrenbeck, Karen E               | 53-01-41-709-746.000-008 | 1599   | 1B              | N  | \$ 257,100             | \$ 122,235                          | \$ 134,865        | \$ 1.5437                             | \$ 2.2845                | \$ 2,008.08        | \$ 3,024.98         | \$ 324.11  | \$ -   | \$ 692.79                               | \$ 1,016.90                                 | \$ 69.36   | \$ 22.20   | \$ 925.34                  |
| Zuk, Leszek & Helena                                   | 53-01-41-709-747.000-008 | 1599   | 1B              | N  | \$ 254,800             | \$ 118,255                          | \$ 136,545        | \$ 1.5437                             | \$ 2.2845                | \$ 2,033.38        | \$ 3,007.68         | \$ 322.24  | \$ -   | \$ 652.05                               | \$ 974.30                                   | \$ 69.36   | \$ 22.20   | \$ 882.74                  |
| Harper, William G                                      | 53-01-41-709-748.000-008 | 1599   | 1B              | N  | \$ 283,300             | \$ 128,405                          | \$ 154,895        | \$ 1.5437                             | \$ 2.2845                | \$ 2,306.32        | \$ 3,340.02         | \$ 357.85  | \$ -   | \$ 675.84                               | \$ 1,033.70                                 | \$ 69.36   | \$ 22.20   | \$ 942.14                  |
| Peske, Thomas W Jr & Christel A                        | 53-01-41-709-749.000-008 | 1599   | 1B              | N  | \$ 273,300             | \$ 127,905                          | \$ 145,395        | \$ 1.5437                             | \$ 2.2845                | \$ 2,164.88        | \$ 3,217.77         | \$ 344.75  | \$ -   | \$ 708.14                               | \$ 1,052.89                                 | \$ 69.36   | \$ 22.20   | \$ 961.33                  |
| Boone, Clarence W Jr                                   | 53-01-41-709-750.000-008 | 1599   | 1B              | N  | \$ 275,900             | \$ 128,815                          | \$ 147,085        | \$ 1.5437                             | \$ 2.2845                | \$ 2,190.04        | \$ 3,248.72         | \$ 348.07  | \$ -   | \$ 710.60                               | \$ 1,058.68                                 | \$ 69.36   | \$ 22.20   | \$ 967.12                  |
| Baxter, Steven S & Kathryn E                           | 53-01-41-709-751.000-008 | 1599   | 1B              | N  | \$ 244,500             | \$ 114,825                          | \$ 129,675        | \$ 1.5437                             | \$ 2.2845                | \$ 1,930.80        | \$ 2,878.26         | \$ 308.39  | \$ -   | \$ 639.08                               | \$ 947.46                                   | \$ 69.36   | \$ 22.20   | \$ 855.90                  |
| Ruiz-Rosales, Jose Enrique & Luz Maria Lemus-Silva     | 53-01-41-709-752.000-008 | 1599   | 1B              | N  | \$ 271,400             | \$ 127,240                          | \$ 144,160        | \$ 1.5437                             | \$ 2.2845                | \$ 2,146.48        | \$ 3,195.16         | \$ 342.34  | \$ -   | \$ 706.35                               | \$ 1,048.68                                 | \$ 69.36   | \$ 22.20   | \$ 957.12                  |
| Hoff, Blayke   | 53-01-41-709-753.000-008 | 1599   | 1B              | N  | \$ 197,700             | \$ 101,445                          | \$ 96,255         | \$ 1.5437                             | \$ 2.2845                | \$ 1,433.20        | \$ 2,318.07         | \$ 248.37  | \$ -   | \$ 636.49                               | \$ 884.87                                   | \$ 69.36   | \$ 22.20   | \$ 793.31                  |
| Sears, John P  | 53-01-41-709-754.000-008 | 1599   | 1B              | N  | \$ 240,600             | \$ 116,460                          | \$ 124,140        | \$ 1.5437                             | \$ 2.2845                | \$ 1,848.40        | \$ 2,828.62         | \$ 303.07  | \$ -   | \$ 677.15                               | \$ 980.22                                   | \$ 69.36   | \$ 22.20   | \$ 888.66                  |
| Carlberg, Donald G & Valerie L                         | 53-08-17-301-194.000-008 | 1599   | 1B              | N  | \$ 237,200             | \$ 115,270                          | \$ 121,930        | \$ 1.5437                             | \$ 2.2845                | \$ 1,815.48        | \$ 2,788.16         | \$ 298.74  | \$ -   | \$ 673.94                               | \$ 972.68                                   | \$ 69.36   | \$ 22.20   | \$ 881.12                  |
| Jackson, Bradford H                                    | 53-08-20-100-051.000-008 | 1954   | 1B              | N  | \$ 261,600             | \$ 123,705                          | \$ 137,895        | \$ 1.5437                             | \$ 2.2845                | \$ 2,053.20        | \$ 3,075.28         | \$ 329.49  | \$ -   | \$ 692.59                               | \$ 1,022.08                                 | \$ 69.36   | \$ 22.20   | \$ 930.52                  |
| E R W Corp   | 53-08-20-100-050.000-008 | 1954   | 1B              | N  | \$ 1,900               | \$ -                                | \$ 1,900          | \$ 1.5437                             | \$ 2.2845                | \$ 29.32           | \$ 48.61            | \$ 5.21  | \$ -   | \$ 14.09                                | \$ 19.29                                    | \$ -   | \$ -   | \$ 19.29                   |
| Bing, Melinda K  | 53-08-20-100-034.000-008 | 1954   | 1B              | N  | \$ 180,900             | \$ 95,565                           | \$ 85,335         | \$ 1.5437                             | \$ 2.2845                | \$ 1,270.60        | \$ 2,105.98         | \$ 225.64  | \$ -   | \$ 609.74                               | \$ 835.38                                   | \$ 69.36   | \$ 22.20   | \$ 743.82                  |
| Adams, Timothy W & Laurel R                            | 53-08-20-100-042.000-008 | 1954   | 1B              | N  | \$ 260,200             | \$ 120,320                          | \$ 139,880        | \$ 1.5437                             | \$ 2.2845                | \$ 2,082.76        | \$ 3,065.12         | \$ 328.41  | \$ -   | \$ 653.94                               | \$ 982.36                                   | \$ 69.36   | \$ 22.20   | \$ 890.80                  |
| Gardner, Philip D & Tammy                              | 53-08-20-100-025.000-008 | 1954   | 1B              | N  | \$ 279,200             | \$ 128,815                          | \$ 150,385        | \$ 1.5437                             | \$ 2.2845                | \$ 2,239.34        | \$ 3,259.63         | \$ 349.24  | \$ -   | \$ 671.05                               | \$ 1,020.29                                 | \$ 69.36   | \$ 22.20   | \$ 928.73                  |
| E R W Corp   | 53-08-20-100-031.000-008 | 1954   | 1B              | N  | \$ 1,900               | \$ -                                | \$ 1,900          | \$ 1.5437                             | \$ 2.2845                | \$ 29.32           | \$ 48.61            | \$ 5.21  | \$ -   | \$ 14.09                                | \$ 19.29                                    | \$ -   | \$ -   | \$ 19.29                   |
| Warnsman, David M & Heather L                          | 53-08-20-100-015.000-008 | 1954   | 1B              | N  | \$ 255,100             | \$ 121,535                          | \$ 133,565        | \$ 1.5437                             | \$ 2.2845                | \$ 1,988.72        | \$ 3,001.18         | \$ 321.56  | \$ -   | \$ 690.90                               | \$ 1,012.46                                 | \$ 69.36   | \$ 22.20   | \$ 920.90                  |
| Shenandoah Management LLC                              | 53-08-20-100-035.000-008 | 1954   | 1B              | N  | \$ 209,900             | \$ -                                | \$ 209,900        | \$ 1.5437                             | \$ 2.2845                | \$ 3,240.24        | \$ 4,928.15         | \$ 528.02  | \$ -   | \$ 1,159.89                             | \$ 1,687.91                                 | \$ 69.36   | \$ 22.20   | \$ 1,596.35                |
| Miller, Kegan James                                    | 53-08-20-100-020.000-008 | 1954   | 1B              | N  | \$ 184,100             | \$ 96,685                           | \$ 87,415         | \$ 1.5437                             | \$ 2.2845                | \$ 1,301.58        | \$ 2,156.21         | \$ 231.03  | \$ -   | \$ 623.60                               | \$ 854.63                                   | \$ 69.36   | \$ 22.20   | \$ 763.07                  |
| Mahan, Gavin W   | 53-08-20-100-007.000-008 | 1598   | 1B              | N  | \$ 188,600             | \$ 98,260                           | \$ 90,340         | \$ 1.5437                             | \$ 2.2845                | \$ 1,345.12        | \$ 2,209.76         | \$ 236.76  | \$ -   | \$ 627.88                               | \$ 864.64                                   | \$ 69.36   | \$ 22.20   | \$ 773.08                  |
| Gupta, Daniel  | 53-08-17-304-052.000-008 | 1447   | 1B              | N  | \$ 144,100             | \$ -                                | \$ 144,100        | \$ 1.5437                             | \$ 2.2845                | \$ 2,224.48        | \$ 3,383.26         | \$ 362.49  | \$ -   | \$ 796.29                               | \$ 1,158.78                                 | \$ 69.36   | \$ 22.20   | \$ 1,067.22                |
| Felling, Shane   | 53-08-17-304-035.000-008 | 1447   | 1B              | N  | \$ 137,300             | \$ -                                | \$ 137,300        | \$ 1.5437                             | \$ 2.2845                | \$ 2,119.50        | \$ 3,223.61         | \$ 345.39  | \$ -   | \$ 758.72                               | \$ 1,104.11                                 | \$ -   | \$ -   | \$ 1,104.11                |
| Felling, Shane   | 53-08-17-304-084.000-008 | 1447   | 1B              | N  | \$ 125,700             | \$ -                                | \$ 125,700        | \$ 1.5437                             | \$ 2.2845                | \$ 1,940.44        | \$ 2,951.25         | \$ 316.21  | \$ -   | \$ 694.61                               | \$ 1,010.81                                 | \$ -   | \$ -   | \$ 1,010.81                |
| Felling, Shane   | 53-08-17-304-106.000-008 | 1447   | 1B              | N  | \$ 125,700             | \$ -                                | \$ 125,700        | \$ 1.5437                             | \$ 2.2845                | \$ 1,940.44        | \$ 2,951.25         | \$ 316.21  | \$ -   | \$ 694.61                               | \$ 1,010.81                                 | \$ -   | \$ -   | \$ 1,010.81                |
| Felling, Shane   | 53-08-17-304-051.000-008 | 1447   | 1B              | N  | \$ 124,400             | \$ -                                | \$ 124,400        | \$ 1.5437                             | \$ 2.2845                | \$ 1,920.36        | \$ 2,920.73         | \$ 312.94  | \$ -   | \$ 687.44                               | \$ 1,000.37                                 | \$ -   | \$ -   | \$ 1,000.37                |
| CPW Properties LLC                                     | 53-08-17-304-036.000-008 | 1447   | 1B              | N  | \$ 161,200             | \$ -                                | \$ 161,200        | \$ 1.5437                             | \$ 2.2845                | \$ 2,488.44        | \$ 3,784.74         | \$ 405.51  | \$ -   | \$ 890.80                               | \$ 1,296.30                                 | \$ -   | \$ -   | \$ 1,296.30                |
| Daughtrey, Sarah E                                     | 53-08-17-304-087.000-008 | 1447   | 1B              | N  | \$ 161,200             | \$ 88,670                           | \$ 72,530         | \$ 1.5437                             | \$ 2.2845                | \$ 1,079.96        | \$ 1,789.98         | \$ 191.79  | \$ -   | \$ 518.23                               | \$ 710.02                                   | \$ -   | \$ -   | \$ 710.02                  |
| Mason DM Properties LLC                                | 53-08-17-304-028.000-008 | 1447   | 1B              | N  | \$ 142,200             | \$ -                                | \$ 142,200        | \$ 1.5437                             | \$ 2.2845                | \$ 2,195.14        | \$ 3,338.65         | \$ 357.71  | \$ -   | \$ 785.80                               | \$ 1,143.51                                 | \$ -   | \$ -   | \$ 1,143.51                |
| Mason DM Properties LLC                                | 53-08-17-304-086.000-008 | 1447   | 1B              | N  | \$ 142,200             | \$ -                                | \$ 142,200        | \$ 1.5437                             | \$ 2.2845                | \$ 2,195.14        | \$ 3,338.65         | \$ 357.71  | \$ -   | \$ 785.80                               | \$ 1,143.51                                 | \$ -   | \$ -   | \$ 1,143.51                |
| Mason DM Properties LLC                                | 53-08-17-304-049.000-008 | 1447   | 1B              | N  | \$ 142,200             | \$ -                                | \$ 142,200        | \$ 1.5437                             | \$ 2.2845                | \$ 2,195.14        | \$ 3,338.65         | \$ 357.71  | \$ -   | \$ 785.80                               | \$ 1,143.51                                 | \$ -   | \$ -   | \$ 1,143.51                |
| Mason DM Properties LLC                                | 53-08-17-304-027.000-008 | 1447   | 1B              | N  | \$ 142,200             | \$ -                                | \$ 142,200        | \$ 1.5437                             | \$ 2.2845                | \$ 2,195.14        | \$ 3,338.65         | \$ 357.71  | \$ -   | \$ 785.80                               | \$ 1,143.51                                 | \$ -   | \$ -   | \$ 1,143.51                |
| Mason DM Properties LLC                                | 53-08-17-304-032.000-008 | 1447   | 1B              | N  | \$ 142,200             | \$ -                                | \$ 142,200        | \$ 1.5437                             | \$ 2.2845                | \$ 2,195.14        | \$ 3,338.65         | \$ 357.71  | \$ -   | \$ 785.80                               | \$ 1,143.51                                 | \$ -   | \$ -   | \$ 1,143.51                |
| Lambert, Andrew N                                      | 53-08-17-304-025.000-008 | 1447   | 1B              | N  | \$ 142,800             | \$ 82,230                           | \$ 60,570         | \$ 1.5437                             | \$ 2.2845                | \$ 901.88          | \$ 1,494.81         | \$ 160.15  | \$ -   | \$ 432.78                               | \$ 592.93                                   | \$ 69.36   | \$ 22.20   | \$ 501.37                  |
| Hafer, Steven Thomas                                   | 53-08-17-304-078.000-008 | 1447   | 1B              | N  | \$ 145,900             | \$ 83,315                           | \$ 62,585         | \$ 1.5437                             | \$ 2.2845                | \$ 931.86          | \$ 1,544.53         | \$ 165.48  | \$ -   | \$ 447.19                               | \$ 612.67                                   | \$ 69.36   | \$ 22.20   | \$ 521.11                  |
| Mora, Luis Eduardo                                     | 53-08-20-100-006.000-008 | 1954   | 1B              | N  | \$ 231,400             | \$ 113,240                          | \$ 118,160        | \$ 1.5437                             | \$ 2.2845                | \$ 1,759.36        | \$ 2,719.12         | \$ 291.33  | \$ -   | \$ 668.43                               | \$ 959.76                                   | \$ 69.36   | \$ 22.20   | \$ 868.20                  |
| Deja, Dara S & Ludmila Gail                            | 53-08-20-100-004.000-008 | 1604   | 1B              | N  | \$ 201,100             | \$ 99,635                           | \$ 101,465        | \$ 1.5437                             | \$ 2.2845                | \$ 1,510.78        | \$ 2,361.76         | \$ 253.05  | \$ -   | \$ 597.93                               | \$ 850.98                                   | \$ 69.36   | \$ 22.20   | \$ 759.42                  |
| Perry, Larry D & Roslyn G                              | 53-08-20-100-003.000-008 | 1954   | 1B              | N  | \$ 235,000             | \$ 114,500                          | \$ 120,500        | \$ 1.5437                             | \$ 2.2845                | \$ 1,794.20        | \$ 2,761.97         | \$ 295.92  | \$ -   | \$ 671.84                               | \$ 967.77                                   | \$ 69.36   | \$ 22.20   | \$ 876.21                  |
| Orr, Melissa A; White, Kimberly F                      | 53-08-20-100-005.000-008 | 1954   | 1B              | N  | \$ 197,400             | \$ 101,340                          | \$ 96,060         | \$ 1.5437                             | \$ 2.2845                | \$ 1,430.30        | \$ 2,314.48         | \$ 247.98  | \$ -   | \$ 636.21                               | \$ 884.18                                   | \$ 69.36   | \$ 22.20   | \$ 792.62                  |
| Damon, Carole A  | 53-08-20-100-002.000-008 | 1954   | 1B              | N  | \$ 210,800             | \$ 106,030                          | \$ 104,770        | \$ 1.5437                             | \$ 2.2845                | \$ 1,559.98        | \$ 2,473.95         | \$ 265.06  | \$ -   | \$ 648.91                               | \$ 913.97                                   | \$ 69.36   | \$ 22.20   | \$ 822.41                  |
| PIKE, JAMES A & CHRISTI J JOINT REVOCABLE TRUST        | 53-08-20-100-030.001-008 | 2265   | 1B              | N  | \$ 322,800             | \$ 145,230                          | \$ 177,570        | \$ 1.5437                             | \$ 2.2845                | \$ 2,643.96        | \$ 3,806.87         | \$ 407.87  | \$ -   | \$ 755.04                               | \$ 1,162.91                                 | \$ 69.36   | \$ 22.20   | \$ 1,071.35                |
| Benckart, William E Jr & Judith C                      | 53-08-20-100-030.002-008 | 2265   | 1B              | N  | \$ 263,000             | \$ 124,300                          | \$ 138,700        | \$ 1.5437                             | \$ 2.2845                | \$ 2,065.20        | \$ 3,095.20         | \$ 331.63  | \$ -   | \$ 698.37                               | \$ 1,030.00                                 | \$ 69.36   | \$ 22.20   | \$ 938.44                  |
| Poland, Roger A & Debra J Ahrens-Poland                | 53                       |        |                 |    |                        |                                     |                   |                                       |                          |                    |                     |  |  |   |   |  |  |                            |

# City of Bloomington

## Area #1B: South-West Annexation Area - Tax Impacts Analysis

Note (1): This section shows the inc/(dec) in tax bills due to differences between township fire protection rates and the Monroe Fire Protection District fire rate

| Owner Name   | Parcel #                 | Waiver | Annexation Area | AG | 2020 Pay 2021 Gross AV | 2020 Pay 2021 Deductions /Exemptions | 2020 Pay 2021 NAV | Pre-Annex 2020 Pay 2021 Prop Tax Rate | Post-Annex Prop Tax Rate | Pre-Annex Tax Bill | Post-Annex Tax Bill | Net Tax Bill Increase Due Solely to AV Growth (12% - Aggregate over 4 years) | Net Tax Bill Increase Due to Difference Between Fire Rates (1) | Net Tax Bill Increase Due to Annexation | Total Post-Annexation Net Tax Bill Increase | Benefit 1 Yearly Sewer Bill Savings (@ 4000 Gal/Month) | Benefit 2 Yearly Fire Protection (Water Surcharge) Savings | Post-Annex Net of Benefits |
|--|--------------------------|--------|-----------------|----|------------------------|--------------------------------------|-------------------|---------------------------------------|--------------------------|--------------------|---------------------|--|--|---|---|--|--|----------------------------|
| Martin, Kathleen E Living Trust                          | 53-08-20-100-030.005-008 | 2265   | 1B              | N  | \$ 258,200             | \$ 122,620                           | \$ 135,580        | \$ 1.5437                             | \$ 2.2845                | \$ 2,018.74        | \$ 3,038.08         | \$ 325.52  | \$ -   | \$ 693.82                               | \$ 1,019.34                                 | \$ 69.36   | \$ 22.20   | \$ 927.78                  |
| Nixon, David W & Deborah A                               | 53-08-20-100-030.006-008 | 2265   | 1B              | N  | \$ 299,000             | \$ 133,900                           | \$ 165,100        | \$ 1.5437                             | \$ 2.2845                | \$ 2,458.28        | \$ 3,526.87         | \$ 377.88  | \$ -   | \$ 690.71                               | \$ 1,068.59                                 | \$ 69.36   | \$ 22.20   | \$ 977.03                  |
| Weber, William J & Vera J Rev Trust                      | 53-08-20-100-030.007-008 |        | 1B              | N  | \$ 270,200             | \$ 126,820                           | \$ 143,380        | \$ 1.5437                             | \$ 2.2845                | \$ 2,134.88        | \$ 3,180.89         | \$ 340.82  | \$ -   | \$ 705.19                               | \$ 1,046.01                                 | \$ 69.36   | \$ 22.20   | \$ 954.45                  |
| Berg, I Christopher & Dana M                             | 53-08-20-100-030.008-008 |        | 1B              | N  | \$ 262,300             | \$ 124,055                           | \$ 138,245        | \$ 1.5437                             | \$ 2.2845                | \$ 2,058.42        | \$ 3,086.86         | \$ 330.73  | \$ -   | \$ 697.71                               | \$ 1,028.44                                 | \$ 69.36   | \$ 22.20   | \$ 936.88                  |
| Monroe Co Community School Corp                          | 53-08-17-400-007.000-008 |        | 1B              | N  | \$ -                   | \$ -                                 | \$ -              | \$ 1.5437                             | \$ 2.2845                | \$ -               | \$ -                | \$ -   | \$ -   | \$ -                                    | \$ -  | \$ -   | \$ -   | \$ -                       |
| Monroe Co Community School Corp                          | 53-08-17-400-010.000-008 |        | 1B              | N  | \$ -                   | \$ -                                 | \$ -              | \$ 1.5437                             | \$ 2.2845                | \$ -               | \$ -                | \$ -   | \$ -   | \$ -                                    | \$ -  | \$ -   | \$ -   | \$ -                       |
| Monroe Co Community School Corp                          | 53-08-17-400-005.000-008 |        | 1B              | N  | \$ -                   | \$ -                                 | \$ -              | \$ 1.5437                             | \$ 2.2845                | \$ -               | \$ -                | \$ -   | \$ -   | \$ -                                    | \$ -  | \$ -   | \$ -   | \$ -                       |
| Monroe Co Community School Corp                          | 53-08-17-400-015.000-008 |        | 1B              | N  | \$ -                   | \$ -                                 | \$ -              | \$ 1.5437                             | \$ 2.2845                | \$ -               | \$ -                | \$ -   | \$ -   | \$ -                                    | \$ -  | \$ 69.36   | \$ 118.68  | \$ (188.04)                |
| Mehring, Ashley Dawn                                     | 53-08-20-201-026.000-008 |        | 1B              | N  | \$ 307,400             | \$ 139,840                           | \$ 167,560        | \$ 1.5437                             | \$ 2.2845                | \$ 2,494.90        | \$ 3,623.60         | \$ 388.24  | \$ -   | \$ 740.46                               | \$ 1,128.70                                 | \$ 69.36   | \$ 22.20   | \$ 1,037.14                |
| Prince, Toby D & Shari R                                 | 53-08-20-201-015.000-008 |        | 1B              | N  | \$ 300,400             | \$ 137,215                           | \$ 163,185        | \$ 1.5437                             | \$ 2.2845                | \$ 2,429.76        | \$ 3,534.88         | \$ 378.73  | \$ -   | \$ 726.39                               | \$ 1,105.12                                 | \$ 69.36   | \$ 22.20   | \$ 1,013.56                |
| Smith, Karen A & Philip D                                | 53-08-20-201-020.000-008 |        | 1B              | N  | \$ 255,400             | \$ -                                 | \$ 255,400        | \$ 1.5437                             | \$ 2.2845                | \$ 3,942.60        | \$ 5,996.42         | \$ 642.47  | \$ -   | \$ 1,411.35                             | \$ 2,053.82                                 | \$ 69.36   | \$ 22.20   | \$ 1,962.26                |
| Humbard, Bobby Dean & Tonya D                            | 53-08-20-201-005.000-008 | 1502   | 1B              | N  | \$ 198,400             | \$ 101,690                           | \$ 96,710         | \$ 1.5437                             | \$ 2.2845                | \$ 1,439.96        | \$ 2,326.38         | \$ 249.25  | \$ -   | \$ 637.17                               | \$ 886.42                                   | \$ 69.36   | \$ 22.20   | \$ 794.86                  |
| Zipes, Paul & Lori                                       | 53-08-20-201-016.000-008 | 1454   | 1B              | N  | \$ 258,000             | \$ 122,550                           | \$ 135,450        | \$ 1.5437                             | \$ 2.2845                | \$ 2,016.80        | \$ 3,035.69         | \$ 325.25  | \$ -   | \$ 693.64                               | \$ 1,018.89                                 | \$ 69.36   | \$ 22.20   | \$ 927.33                  |
| Sackley, David J & Jodie L                               | 53-08-20-201-010.000-008 | 2417   | 1B              | N  | \$ 288,100             | \$ 132,840                           | \$ 155,260        | \$ 1.5437                             | \$ 2.2845                | \$ 2,311.76        | \$ 3,386.33         | \$ 362.82  | \$ -   | \$ 711.76                               | \$ 1,074.57                                 | \$ 69.36   | \$ 22.20   | \$ 983.01                  |
| Mood, Matthew K & Sandra                                 | 53-08-20-201-018.000-008 | 2418   | 1B              | N  | \$ 235,600             | \$ 111,710                           | \$ 123,890        | \$ 1.5437                             | \$ 2.2845                | \$ 1,844.68        | \$ 2,772.35         | \$ 297.04  | \$ -   | \$ 630.63                               | \$ 927.67                                   | \$ 69.36   | \$ 22.20   | \$ 836.11                  |
| Hidbrader, Kari L  | 53-08-20-201-007.000-008 | 1618   | 1B              | N  | \$ 257,900             | \$ 122,515                           | \$ 135,385        | \$ 1.5437                             | \$ 2.2845                | \$ 2,015.84        | \$ 3,034.50         | \$ 325.12  | \$ -   | \$ 693.54                               | \$ 1,018.66                                 | \$ 69.36   | \$ 22.20   | \$ 927.10                  |
| Underwood, Jon & Barbara                                 | 53-08-20-201-019.000-008 | 2363   | 1B              | N  | \$ 272,000             | \$ 127,450                           | \$ 144,550        | \$ 1.5437                             | \$ 2.2845                | \$ 2,152.30        | \$ 3,202.31         | \$ 343.10  | \$ -   | \$ 706.90                               | \$ 1,050.01                                 | \$ 69.36   | \$ 22.20   | \$ 958.45                  |
| Kurrs, Michael R & Melinda Blair                         | 53-08-20-201-022.000-008 | 1864   | 1B              | N  | \$ 328,300             | \$ 147,155                           | \$ 181,145        | \$ 1.5437                             | \$ 2.2845                | \$ 2,697.18        | \$ 3,872.33         | \$ 414.89  | \$ -   | \$ 760.26                               | \$ 1,175.15                                 | \$ 69.36   | \$ 22.20   | \$ 1,083.59                |
| Vorhauer, Lois J   | 53-08-20-201-021.000-008 | 2106   | 1B              | N  | \$ 266,500             | \$ 122,525                           | \$ 143,975        | \$ 1.5437                             | \$ 2.2845                | \$ 2,143.72        | \$ 3,140.09         | \$ 336.44  | \$ -   | \$ 659.93                               | \$ 996.37                                   | \$ 69.36   | \$ 22.20   | \$ 904.81                  |
| Bush, Randolph & April L                                 | 53-08-20-201-027.000-008 |        | 1B              | N  | \$ 285,400             | \$ 132,490                           | \$ 153,910        | \$ 1.5437                             | \$ 2.2845                | \$ 2,291.66        | \$ 3,373.68         | \$ 361.46  | \$ -   | \$ 720.56                               | \$ 1,082.02                                 | \$ 69.36   | \$ 22.20   | \$ 990.46                  |
| Flatt, Michael Glenn & Carrie Jo                         | 53-08-20-201-017.000-008 | 2226   | 1B              | N  | \$ 378,700             | \$ 158,915                           | \$ 219,785        | \$ 1.5437                             | \$ 2.2845                | \$ 3,280.08        | \$ 4,628.53         | \$ 495.91  | \$ -   | \$ 852.54                               | \$ 1,348.45                                 | \$ 69.36   | \$ 22.20   | \$ 1,256.89                |
| Kosmala, Richard S Jr; Koeplin, Naomi R                  | 53-08-20-201-004.000-008 | 1503   | 1B              | N  | \$ 231,300             | \$ 113,205                           | \$ 118,095        | \$ 1.5437                             | \$ 2.2845                | \$ 1,758.40        | \$ 2,717.92         | \$ 291.20  | \$ -   | \$ 668.33                               | \$ 959.52                                   | \$ 69.36   | \$ 22.20   | \$ 867.96                  |
| Somersbe Homeowners Assoc Inc                            | 53-08-17-403-022.000-008 | 1229   | 1B              | N  | \$ -                   | \$ -                                 | \$ -              | \$ 1.5437                             | \$ 2.2845                | \$ -               | \$ -                | \$ -   | \$ -   | \$ -                                    | \$ -  | \$ -   | \$ -   | \$ -                       |
| Malichi, Chad & Victoria                                 | 53-08-17-403-011.000-008 | 1343   | 1B              | N  | \$ 166,400             | \$ 90,490                            | \$ 75,910         | \$ 1.5437                             | \$ 2.2845                | \$ 1,130.28        | \$ 1,873.38         | \$ 200.72  | \$ -   | \$ 542.39                               | \$ 743.10                                   | \$ -   | \$ -   | \$ 743.10                  |
| Johnson, Susan A & Tuttle, Angela Dee                    | 53-08-17-403-021.000-008 | 1344   | 1B              | N  | \$ 137,400             | \$ -                                 | \$ 137,400        | \$ 1.5437                             | \$ 2.2845                | \$ 2,121.04        | \$ 3,225.95         | \$ 345.64  | \$ -   | \$ 759.28                               | \$ 1,104.91                                 | \$ -   | \$ -   | \$ 1,104.91                |
| Yoho, Kristina L   | 53-08-17-403-033.000-008 |        | 1B              | N  | \$ 134,100             | \$ 76,185                            | \$ 57,915         | \$ 1.5437                             | \$ 2.2845                | \$ 862.32          | \$ 1,429.29         | \$ 153.14  | \$ -   | \$ 413.83                               | \$ 566.97                                   | \$ -   | \$ -   | \$ 566.97                  |
| Mynark, Richard G  | 53-08-17-403-004.000-008 |        | 1B              | N  | \$ 153,100             | \$ 82,835                            | \$ 70,265         | \$ 1.5437                             | \$ 2.2845                | \$ 1,046.22        | \$ 1,734.08         | \$ 185.80  | \$ -   | \$ 502.06                               | \$ 687.86                                   | \$ -   | \$ -   | \$ 687.86                  |
| Deckard, Shawn   | 53-08-17-403-017.000-008 | 1840   | 1B              | N  | \$ 163,600             | \$ 86,510                            | \$ 77,090         | \$ 1.5437                             | \$ 2.2845                | \$ 1,147.84        | \$ 1,902.51         | \$ 203.84  | \$ -   | \$ 550.82                               | \$ 754.67                                   | \$ -   | \$ -   | \$ 754.67                  |
| Glaser, Corinne A  | 53-08-17-403-013.000-008 |        | 1B              | N  | \$ 118,600             | \$ 73,760                            | \$ 44,840         | \$ 1.5437                             | \$ 2.2845                | \$ 667.66          | \$ 1,106.62         | \$ 118.57  | \$ -   | \$ 320.39                               | \$ 438.96                                   | \$ -   | \$ -   | \$ 438.96                  |
| McKenzie, Meghan E                                       | 53-08-17-403-020.000-008 |        | 1B              | N  | \$ 144,500             | \$ 82,825                            | \$ 61,675         | \$ 1.5437                             | \$ 2.2845                | \$ 918.32          | \$ 1,522.08         | \$ 163.08  | \$ -   | \$ 440.68                               | \$ 603.76                                   | \$ -   | \$ -   | \$ 603.76                  |
| Bunnell, Adam K & Whitney N                              | 53-08-17-403-016.000-008 |        | 1B              | N  | \$ 154,300             | \$ 86,255                            | \$ 68,045         | \$ 1.5437                             | \$ 2.2845                | \$ 1,013.16        | \$ 1,679.27         | \$ 179.91  | \$ -   | \$ 486.20                               | \$ 666.11                                   | \$ -   | \$ -   | \$ 666.11                  |
| Turner, Andrew R & Vicki S                               | 53-08-20-201-024.000-008 | 1660   | 1B              | N  | \$ 255,900             | \$ 146,775                           | \$ 109,125        | \$ 1.5437                             | \$ 2.2845                | \$ 1,624.84        | \$ 2,693.10         | \$ 288.55  | \$ -   | \$ 779.72                               | \$ 1,068.26                                 | \$ 69.36   | \$ 22.20   | \$ 976.70                  |
| Kouns, Sandra R  | 53-08-20-201-028.000-008 | 1762   | 1B              | N  | \$ 226,000             | \$ 111,350                           | \$ 114,650        | \$ 1.5437                             | \$ 2.2845                | \$ 1,707.08        | \$ 2,654.86         | \$ 284.45  | \$ -   | \$ 663.33                               | \$ 947.78                                   | \$ 69.36   | \$ 22.20   | \$ 856.22                  |
| LaBarr, Monique M  | 53-08-20-201-023.000-008 | 1550   | 1B              | N  | \$ 215,000             | \$ 107,500                           | \$ 107,500        | \$ 1.5437                             | \$ 2.2845                | \$ 1,600.64        | \$ 2,523.95         | \$ 270.42  | \$ -   | \$ 652.88                               | \$ 923.31                                   | \$ 69.36   | \$ 22.20   | \$ 831.75                  |
| Hicks, James R & Marilyn S Revocable Trusts              | 53-08-20-201-008.000-008 | 1399   | 1B              | N  | \$ 268,800             | \$ 123,330                           | \$ 145,470        | \$ 1.5437                             | \$ 2.2845                | \$ 2,166.00        | \$ 3,167.45         | \$ 339.36  | \$ -   | \$ 662.09                               | \$ 1,001.45                                 | \$ 69.36   | \$ 22.20   | \$ 909.89                  |
| Hall, James H  | 53-08-20-201-001.000-008 | 1399   | 1B              | N  | \$ 284,700             | \$ 128,895                           | \$ 155,805        | \$ 1.5437                             | \$ 2.2845                | \$ 2,319.88        | \$ 3,356.69         | \$ 359.65  | \$ -   | \$ 677.16                               | \$ 1,036.81                                 | \$ 69.36   | \$ 22.20   | \$ 945.25                  |
| Ostermeier, Robert & Linda                               | 53-08-20-201-003.000-008 | 1571   | 1B              | N  | \$ 344,900             | \$ 147,200                           | \$ 197,700        | \$ 1.5437                             | \$ 2.2845                | \$ 2,948.00        | \$ 4,181.24         | \$ 447.99  | \$ -   | \$ 785.25                               | \$ 1,233.24                                 | \$ 69.36   | \$ 22.20   | \$ 1,141.68                |
| Cervantes, Daniel L & E Katerina D                       | 53-08-20-201-009.000-008 |        | 1B              | N  | \$ 224,200             | \$ 110,545                           | \$ 113,655        | \$ 1.5437                             | \$ 2.2845                | \$ 1,692.28        | \$ 2,628.03         | \$ 281.58  | \$ -   | \$ 654.17                               | \$ 935.75                                   | \$ 69.36   | \$ 22.20   | \$ 844.19                  |
| Scott, James III & Kristie M                             | 53-08-20-201-025.000-008 | 2001   | 1B              | N  | \$ 283,800             | \$ 131,580                           | \$ 152,220        | \$ 1.5437                             | \$ 2.2845                | \$ 2,266.50        | \$ 3,342.73         | \$ 358.14  | \$ 510.82  | \$ 718.09                               | \$ 1,076.23                                 | \$ 69.36   | \$ 22.20   | \$ 984.67                  |
| Mensendiek, Mildred & Kevin D                            | 53-01-40-785-668.000-008 | 1455   | 1B              | N  | \$ 277,400             | \$ 129,340                           | \$ 148,060        | \$ 1.5437                             | \$ 2.2845                | \$ 2,204.56        | \$ 3,266.57         | \$ 349.99  | \$ -   | \$ 712.02                               | \$ 1,062.01                                 | \$ 69.36   | \$ 22.20   | \$ 970.45                  |
| Peach, Richard J & Mary E                                | 53-08-20-204-013.000-008 | 2061   | 1B              | N  | \$ 352,400             | \$ 152,590                           | \$ 199,810        | \$ 1.5437                             | \$ 2.2845                | \$ 2,975.10        | \$ 4,162.38         | \$ 445.97  | \$ -   | \$ 741.32                               | \$ 1,187.28                                 | \$ 69.36   | \$ 22.20   | \$ 1,095.72                |
| Hawranek, Walter R & Patti                               | 53-08-20-204-017.000-008 | 2059   | 1B              | N  | \$ 300,400             | \$ 137,390                           | \$ 163,010        | \$ 1.5437                             | \$ 2.2845                | \$ 2,427.16        | \$ 3,540.29         | \$ 379.31  | \$ -   | \$ 733.82                               | \$ 1,113.13                                 | \$ 69.36   | \$ 22.20   | \$ 1,021.57                |
| Woodard, Kenneth David; Woodard, Jan D & Woodard, Jeremy | 53-08-17-403-032.000-008 |        | 1B              | N  | \$ 141,400             | \$ 78,740                            | \$ 62,660         | \$ 1.5437                             | \$ 2.2845                | \$ 932.98          | \$ 1,546.38         | \$ 165.68  | \$ -   | \$ 447.72                               | \$ 613.40                                   | \$ -   | \$ -   | \$ 613.40                  |
| Hamilton, Melinda L                                      | 53-08-17-403-012.000-008 |        | 1B              | N  | \$ 156,100             | \$ 83,885                            | \$ 72,215         | \$ 1.5437                             | \$ 2.2845                | \$ 1,075.24        | \$ 1,782.20         | \$ 190.95  | \$ -   | \$ 516.00                               | \$ 706.96                                   | \$ -   | \$ -   | \$ 706.96                  |
| Bergeron, Christian P                                    | 53-08-17-403-005.000-008 |        | 1B              | N  | \$ 126,900             | \$ 76,665                            | \$ 50,235         | \$ 1.5437                             | \$ 2.2845                | \$ 747.98          | \$ 1,239.74         | \$ 132.83  | \$ -   | \$ 358.94                               | \$ 491.76                                   | \$ -   | \$ -   | \$ 491.76                  |
| Bauer, Nicholas G  | 53-08-17-403-001.000-008 |        | 1B              | N  | \$ 163,600             | \$ 86,510                            | \$ 77,090         | \$ 1.5437                             | \$ 2.2845                | \$ 1,147.84        | \$ 1,902.51         | \$ 203.84  | \$ -   | \$ 550.82                               | \$ 754.67                                   | \$ -   | \$ -   | \$ 754.67                  |
| Forbes, JT   | 53-08-17-403-003.000-008 |        | 1B              | N  | \$ 118,300             | \$ 73,655                            | \$ 44,645         | \$ 1.5437                             | \$ 2.2845                | \$ 664.74          | \$ 1,101.78         | \$ 118.04  | \$ -   | \$ 319.00                               | \$ 437.04                                   | \$ -   | \$ -   | \$ 437.04                  |
| Parrott, Kourtney  | 53-08-17-403-002.000-008 |        | 1B              | N  | \$ 135,800             | \$ 79,780                            | \$ 56,020         | \$ 1.5437                             | \$ 2.2845                | \$ 834.12          | \$ 1,382.52         | \$ 148.12  | \$ -   | \$ 400.28                               | \$ 548.40                                   | \$ -   | \$ -   | \$ 548.40                  |
| Ensmann, Catherine Louise                                | 53-08-17-403-018.000-008 | 2393   | 1B              | N  | \$ 155,700             | \$ 86,745                            | \$ 68,955         | \$ 1.5437                             | \$ 2.2845                | \$ 1,026.72        | \$ 1,701.76         | \$ 182.34  | \$ -   | \$ 492.70                               | \$ 675.04                                   | \$ -   | \$ -   | \$ 675.04                  |
| Winkle, Charles G II                                     | 53-08-17-204-001.000-008 | 2071   | 1B              | N  | \$ 146,200             | \$ 82,790                            | \$ 63,410         | \$ 1.5437                             | \$ 2.2845                | \$ 944.16          | \$ 1,564.89         | \$ 167.66  | \$ -   | \$ 453.07                               | \$ 620.73                                   | \$ 69.36   | \$ 14.76   | \$ 536.61                  |

# City of Bloomington



## Area #1B: South-West Annexation Area - Tax Impacts Analysis

Note (1): This section shows the inc/(dec) in tax bills due to differences between township fire protection rates and the Monroe Fire Protection District fire rate

| Owner Name  | Parcel #                 | Waiver | Annexation Area | AG | 2020 Pay 2021 Gross AV | 2020 Pay 2021 Deductions /Exemptions | 2020 Pay 2021 NAV | Pre-Annex 2020 Pay 2021 Prop Tax Rate | Post-Annex Prop Tax Rate | Pre-Annex Tax Bill | Post-Annex Tax Bill | Net Tax Bill Increase Due Solely to AV Growth (12% - Aggregate over 4 years) | Net Tax Bill Increase Due to Difference Between Fire Rates (1) | Net Tax Bill Increase Due to Annexation | Total Post-Annexation Net Tax Bill Increase | Benefit 1 Yearly Sewer Bill Savings (@ 4000 Gal/Month) | Benefit 2 Yearly Fire Protection (Water Surcharge) Savings | Post-Annex Net of Benefits |
|---|--------------------------|--------|-----------------|----|------------------------|--------------------------------------|-------------------|---------------------------------------|--------------------------|--------------------|---------------------|--|--|---|---|--|--|----------------------------|
| Payne, Melanie Jo & Wanzer, Susan Place                   | 53-08-17-102-074.000-008 | 1240   | 1B              | N  | \$ 193,600             | \$ 100,010                           | \$ 93,590         | \$ 1.5437                             | \$ 2.2845                | \$ 1,393.52        | \$ 2,269.27         | \$ 243.14  | \$ -   | \$ 632.61                               | \$ 875.75                                   | \$ 69.36   | \$ 22.20   | \$ 784.19                  |
| Luallen, Arlene K   | 53-08-17-102-073.000-008 |        | 1B              | N  | \$ 190,200             | \$ 95,820                            | \$ 94,380         | \$ 1.5437                             | \$ 2.2845                | \$ 1,405.28        | \$ 2,232.04         | \$ 239.16  | \$ -   | \$ 587.61                               | \$ 826.76                                   | \$ 69.36   | \$ 22.20   | \$ 735.20                  |
| Bogenschutz, Andrew P & Rebecca K                         | 53-08-17-204-004.000-008 |        | 1B              | N  | \$ 162,900             | \$ 89,265                            | \$ 73,635         | \$ 1.5437                             | \$ 2.2845                | \$ 1,096.40        | \$ 1,817.23         | \$ 194.70  | \$ -   | \$ 526.13                               | \$ 720.83                                   | \$ 69.36   | \$ 14.76   | \$ 636.71                  |
| Goode, John M, Jr & Dana M                                | 53-01-42-955-000.000-008 |        | 1B              | N  | \$ 263,700             | \$ 124,545                           | \$ 139,155        | \$ 1.5437                             | \$ 2.2845                | \$ 2,071.96        | \$ 3,103.53         | \$ 332.53  | \$ -   | \$ 699.05                               | \$ 1,031.57                                 | \$ 69.36   | \$ 14.76   | \$ 947.45                  |
| Williams, Patricia L                                      | 53-01-42-957-000.000-008 |        | 1B              | N  | \$ 255,400             | \$ 121,640                           | \$ 133,760        | \$ 1.5437                             | \$ 2.2845                | \$ 1,991.64        | \$ 3,004.74         | \$ 321.93  | \$ -   | \$ 691.17                               | \$ 1,013.10                                 | \$ 69.36   | \$ 22.20   | \$ 921.54                  |
| City of Bloomington, Indiana, Board of Park Commissioners | 53-08-20-100-059.000-008 |        | 1B              | N  | \$ -                   | \$ -                                 | \$ -              | \$ 1.5437                             | \$ 2.2845                | \$ -               | \$ -                | \$ -   | \$ -   | \$ -                                    | \$ -  | \$ -   | \$ -   | \$ -                       |
| Long, Steven A. & Diann Roberta                           | 53-08-17-102-058.000-008 |        | 1B              | N  | \$ 150,600             | \$ 81,960                            | \$ 68,640         | \$ 1.5437                             | \$ 2.2845                | \$ 1,022.04        | \$ 1,693.98         | \$ 181.50  | \$ -   | \$ 490.44                               | \$ 671.94                                   | \$ 69.36   | \$ 22.20   | \$ 580.38                  |
| Paurazas, Joseph Andrew                                   | 53-08-17-104-018.000-008 | 1307   | 1B              | N  | \$ 162,100             | \$ 85,985                            | \$ 76,115         | \$ 1.5437                             | \$ 2.2845                | \$ 1,133.32        | \$ 1,878.45         | \$ 201.27  | \$ -   | \$ 543.87                               | \$ 745.13                                   | \$ 69.36   | \$ 14.76   | \$ 661.01                  |
| Gibson, Sarah J   | 53-08-17-104-014.000-008 | 1304   | 1B              | N  | \$ 138,400             | \$ 80,690                            | \$ 57,710         | \$ 1.5437                             | \$ 2.2845                | \$ 859.28          | \$ 1,424.22         | \$ 152.59  | \$ -   | \$ 412.35                               | \$ 564.94                                   | \$ 69.36   | \$ 14.76   | \$ 480.82                  |
| Pece, Milan Leon  | 53-08-17-402-010.000-008 |        | 1B              | N  | \$ 132,200             | \$ 75,520                            | \$ 56,680         | \$ 1.5437                             | \$ 2.2845                | \$ 843.94          | \$ 1,398.81         | \$ 149.88  | \$ -   | \$ 404.99                               | \$ 554.87                                   | \$ 69.36   | \$ 14.76   | \$ 470.75                  |
| Campbell, Duncan C & Cathrine A Splaggia                  | 53-08-18-200-001.000-008 |        | 1B              | N  | \$ 4,000               | \$ -                                 | \$ 4,000          | \$ 1.5437                             | \$ 2.2845                | \$ 61.76           | \$ 102.35           | \$ 10.97   | \$ -   | \$ 29.62                                | \$ 40.59                                    | \$ -   | \$ -   | \$ 40.59                   |
| Jacoby, Gary  | 53-08-17-102-065.000-008 | 1181   | 1B              | N  | \$ 178,400             | \$ 94,690                            | \$ 83,710         | \$ 1.5437                             | \$ 2.2845                | \$ 1,246.40        | \$ 2,065.88         | \$ 221.34  | \$ -   | \$ 598.14                               | \$ 819.48                                   | \$ 69.36   | \$ 22.20   | \$ 727.92                  |
| Brewer, John W & Leanna                                   | 53-08-20-400-052.000-008 |        | 1B              | N  | \$ 81,200              | \$ 23,384                            | \$ 57,816         | \$ 1.5437                             | \$ 2.2845                | \$ 888.00          | \$ 1,471.84         | \$ 157.70  | \$ -   | \$ 426.14                               | \$ 583.84                                   | \$ 69.36   | \$ 14.76   | \$ 499.72                  |
| Foertsch, Kevin K & Brooke                                | 53-08-17-301-216.000-008 | 1599   | 1B              | N  | \$ 170,000             | \$ 91,750                            | \$ 78,250         | \$ 1.5437                             | \$ 2.2845                | \$ 1,165.12        | \$ 1,931.14         | \$ 206.91  | \$ -   | \$ 559.11                               | \$ 766.02                                   | \$ 69.36   | \$ 22.20   | \$ 674.46                  |
| Havill, Julie   | 53-08-17-301-214.000-008 | 1599   | 1B              | N  | \$ 216,200             | \$ 107,920                           | \$ 108,280        | \$ 1.5437                             | \$ 2.2845                | \$ 1,612.24        | \$ 2,538.23         | \$ 271.96  | \$ -   | \$ 654.03                               | \$ 925.99                                   | \$ 69.36   | \$ 22.20   | \$ 834.43                  |
| Everling, Christopher H & Kelsey L                        | 53-08-17-301-109.000-008 | 1599   | 1B              | N  | \$ 246,700             | \$ 117,790                           | \$ 128,910        | \$ 1.5437                             | \$ 2.2845                | \$ 1,919.42        | \$ 2,876.31         | \$ 308.17  | \$ -   | \$ 648.72                               | \$ 956.89                                   | \$ 69.36   | \$ 22.20   | \$ 865.33                  |
| Dias, Vitor Martins & Paixao, Thalissa Isabel Pereira     | 53-08-17-301-099.000-008 | 1599   | 1B              | N  | \$ 215,000             | \$ 104,500                           | \$ 110,500        | \$ 1.5437                             | \$ 2.2845                | \$ 1,645.30        | \$ 2,527.18         | \$ 270.77  | \$ -   | \$ 611.11                               | \$ 881.88                                   | \$ 69.36   | \$ 22.20   | \$ 790.32                  |
| Piskos, Michael J   | 53-08-17-301-026.000-008 | 1599   | 1B              | N  | \$ 195,200             | \$ 100,570                           | \$ 94,630         | \$ 1.5437                             | \$ 2.2845                | \$ 1,409.00        | \$ 2,288.31         | \$ 245.18  | \$ -   | \$ 634.13                               | \$ 879.31                                   | \$ 69.36   | \$ 22.20   | \$ 787.75                  |
| OConner, Duane E  | 53-08-17-301-064.000-008 | 1599   | 1B              | N  | \$ 239,400             | \$ -                                 | \$ 239,400        | \$ 1.5437                             | \$ 2.2845                | \$ 3,695.62        | \$ 5,620.77         | \$ 602.23  | \$ -   | \$ 1,322.92                             | \$ 1,925.15                                 | \$ 69.36   | \$ 22.20   | \$ 1,833.59                |
| Akhmedov, Rufat & Irina Ter-Grigoryan                     | 53-08-17-301-079.000-008 | 1599   | 1B              | N  | \$ 254,200             | \$ 121,220                           | \$ 132,980        | \$ 1.5437                             | \$ 2.2845                | \$ 1,980.02        | \$ 2,990.47         | \$ 320.42  | \$ -   | \$ 690.04                               | \$ 1,010.45                                 | \$ 69.36   | \$ 22.20   | \$ 918.89                  |
| Carter, Clyde William H III & Aya                         | 53-08-17-301-037.000-008 | 1599   | 1B              | N  | \$ 225,900             | \$ 111,315                           | \$ 114,585        | \$ 1.5437                             | \$ 2.2845                | \$ 1,706.12        | \$ 2,653.66         | \$ 284.32  | \$ -   | \$ 663.23                               | \$ 947.54                                   | \$ 69.36   | \$ 22.20   | \$ 855.98                  |
| Nelson, Samuel P  | 53-08-17-301-060.000-008 | 1599   | 1B              | N  | \$ 232,300             | \$ 138,410                           | \$ 93,890         | \$ 1.5437                             | \$ 2.2845                | \$ 1,398.00        | \$ 2,317.12         | \$ 248.27  | \$ -   | \$ 670.86                               | \$ 919.12                                   | \$ 69.36   | \$ 22.20   | \$ 827.56                  |
| Sexton, Mark E. & Tina E.                                 | 53-08-17-403-029.000-008 | 1229   | 1B              | N  | \$ 109,300             | \$ -                                 | \$ 109,300        | \$ 1.5437                             | \$ 2.2845                | \$ 1,687.26        | \$ 2,566.21         | \$ 274.95  | \$ -   | \$ 604.00                               | \$ 878.95                                   | \$ 69.36   | \$ 22.20   | \$ 787.39                  |
| Joe Kemp Construction LLC                                 | 53-08-17-304-045.000-008 | 1447   | 1B              | N  | \$ 30,000              | \$ -                                 | \$ 30,000         | \$ 1.5437                             | \$ 2.2845                | \$ 463.12          | \$ 767.59           | \$ 82.24   | \$ -   | \$ 222.23                               | \$ 304.47                                   | \$ -   | \$ -   | \$ 304.47                  |
| Joe Kemp Construction LLC                                 | 53-08-17-304-105.000-008 | 1447   | 1B              | N  | \$ 30,000              | \$ -                                 | \$ 30,000         | \$ 1.5437                             | \$ 2.2845                | \$ 463.12          | \$ 767.59           | \$ 82.24   | \$ -   | \$ 222.23                               | \$ 304.47                                   | \$ -   | \$ -   | \$ 304.47                  |
| Joe Kemp Construction LLC                                 | 53-08-17-304-061.000-008 | 1447   | 1B              | N  | \$ 30,000              | \$ -                                 | \$ 30,000         | \$ 1.5437                             | \$ 2.2845                | \$ 463.12          | \$ 767.59           | \$ 82.24   | \$ -   | \$ 222.23                               | \$ 304.47                                   | \$ -   | \$ -   | \$ 304.47                  |
| Joe Kemp Construction LLC                                 | 53-08-17-304-014.000-008 | 1447   | 1B              | N  | \$ 30,000              | \$ -                                 | \$ 30,000         | \$ 1.5437                             | \$ 2.2845                | \$ 463.12          | \$ 767.59           | \$ 82.24   | \$ -   | \$ 222.23                               | \$ 304.47                                   | \$ -   | \$ -   | \$ 304.47                  |
| Mason DM Properties LLC                                   | 53-08-17-304-009.000-008 | 1447   | 1B              | N  | \$ 151,300             | \$ -                                 | \$ 151,300        | \$ 1.5437                             | \$ 2.2845                | \$ 2,335.62        | \$ 3,552.31         | \$ 380.60  | \$ -   | \$ 836.08                               | \$ 1,216.69                                 | \$ 69.36   | \$ 22.20   | \$ 1,125.13                |
| Mason DM Properties LLC                                   | 53-08-17-304-060.000-008 | 1447   | 1B              | N  | \$ 151,300             | \$ -                                 | \$ 151,300        | \$ 1.5437                             | \$ 2.2845                | \$ 2,335.62        | \$ 3,552.31         | \$ 380.60  | \$ -   | \$ 836.08                               | \$ 1,216.69                                 | \$ 69.36   | \$ 22.20   | \$ 1,125.13                |
| Mason DM Properties LLC                                   | 53-08-17-304-023.000-008 | 1447   | 1B              | N  | \$ 151,300             | \$ -                                 | \$ 151,300        | \$ 1.5437                             | \$ 2.2845                | \$ 2,335.62        | \$ 3,552.31         | \$ 380.60  | \$ -   | \$ 836.08                               | \$ 1,216.69                                 | \$ 69.36   | \$ 22.20   | \$ 1,125.13                |
| Mason DM Properties LLC                                   | 53-08-17-304-059.000-008 | 1447   | 1B              | N  | \$ 151,300             | \$ -                                 | \$ 151,300        | \$ 1.5437                             | \$ 2.2845                | \$ 2,335.62        | \$ 3,552.31         | \$ 380.60  | \$ -   | \$ 836.08                               | \$ 1,216.69                                 | \$ 69.36   | \$ 22.20   | \$ 1,125.13                |
| Mason DM Properties LLC                                   | 53-08-17-304-008.000-008 | 1447   | 1B              | N  | \$ 151,300             | \$ -                                 | \$ 151,300        | \$ 1.5437                             | \$ 2.2845                | \$ 2,335.62        | \$ 3,552.31         | \$ 380.60  | \$ -   | \$ 836.08                               | \$ 1,216.69                                 | \$ 69.36   | \$ 22.20   | \$ 1,125.13                |
| CPW Properties LLC  | 53-08-17-304-071.000-008 | 1447   | 1B              | N  | \$ 140,900             | \$ -                                 | \$ 140,900        | \$ 1.5437                             | \$ 2.2845                | \$ 2,175.08        | \$ 3,308.13         | \$ 354.44  | \$ -   | \$ 778.61                               | \$ 1,133.05                                 | \$ 69.36   | \$ 22.20   | \$ 1,041.49                |
| CPW Properties LLC  | 53-08-17-304-016.000-008 | 1447   | 1B              | N  | \$ 139,200             | \$ -                                 | \$ 139,200        | \$ 1.5437                             | \$ 2.2845                | \$ 2,148.84        | \$ 3,268.22         | \$ 350.17  | \$ -   | \$ 769.21                               | \$ 1,119.38                                 | \$ 69.36   | \$ 22.20   | \$ 1,027.82                |
| Sechrist, Chad Eric                                       | 53-08-17-304-013.000-008 | 1447   | 1B              | N  | \$ 140,900             | \$ 3,000                             | \$ 137,900        | \$ 1.5437                             | \$ 2.2845                | \$ 2,128.76        | \$ 3,304.89         | \$ 354.10  | \$ -   | \$ 822.04                               | \$ 1,176.13                                 | \$ 69.36   | \$ 22.20   | \$ 1,084.57                |
| Lavender, Christopher & Kimberly                          | 53-08-17-301-018.000-008 | 1599   | 1B              | N  | \$ 216,800             | \$ 133,090                           | \$ 83,710         | \$ 1.5437                             | \$ 2.2845                | \$ 1,246.40        | \$ 2,065.88         | \$ 221.34  | \$ -   | \$ 598.14                               | \$ 819.48                                   | \$ 69.36   | \$ 22.20   | \$ 727.92                  |
| Adienge, Erick & Byerley, Melissa                         | 53-08-17-301-076.000-008 | 1599   | 1B              | N  | \$ 220,800             | \$ 109,530                           | \$ 111,270        | \$ 1.5437                             | \$ 2.2845                | \$ 1,656.76        | \$ 2,592.96         | \$ 277.81  | \$ -   | \$ 658.39                               | \$ 936.20                                   | \$ 69.36   | \$ 22.20   | \$ 844.64                  |
| Espinoza, Abelardo & Guadalupe                            | 53-08-17-301-059.000-008 | 1599   | 1B              | N  | \$ 252,700             | \$ -                                 | \$ 252,700        | \$ 1.5437                             | \$ 2.2845                | \$ 3,900.92        | \$ 5,933.03         | \$ 635.68  | \$ -   | \$ 1,396.43                             | \$ 2,032.11                                 | \$ 69.36   | \$ 22.20   | \$ 1,940.55                |
| Brock, Shea D & Rachael D                                 | 53-08-17-301-053.000-008 | 1599   | 1B              | N  | \$ 235,400             | \$ 114,640                           | \$ 120,760        | \$ 1.5437                             | \$ 2.2845                | \$ 1,798.08        | \$ 2,766.72         | \$ 296.43  | \$ -   | \$ 672.21                               | \$ 968.64                                   | \$ 69.36   | \$ 22.20   | \$ 877.08                  |
| Peng, Bo & Jiang, Xiaowei                                 | 53-08-17-301-074.000-008 | 1599   | 1B              | N  | \$ 222,400             | \$ 110,090                           | \$ 112,310        | \$ 1.5437                             | \$ 2.2845                | \$ 1,672.24        | \$ 2,612.01         | \$ 279.85  | \$ -   | \$ 659.91                               | \$ 939.77                                   | \$ 69.36   | \$ 22.20   | \$ 848.21                  |
| Wang, Zhuosong; Walker, Lisa D                            | 53-08-17-301-024.000-008 | 1599   | 1B              | N  | \$ 238,100             | \$ 115,585                           | \$ 122,515        | \$ 1.5437                             | \$ 2.2845                | \$ 1,824.20        | \$ 2,798.86         | \$ 299.88  | \$ -   | \$ 674.78                               | \$ 974.66                                   | \$ 69.36   | \$ 22.20   | \$ 883.10                  |
| Flemming, Leslie James & Sarah Batterton                  | 53-08-17-301-212.000-008 | 1599   | 1B              | N  | \$ 200,300             | \$ 102,355                           | \$ 97,945         | \$ 1.5437                             | \$ 2.2845                | \$ 1,458.36        | \$ 2,348.99         | \$ 251.67  | \$ -   | \$ 638.96                               | \$ 890.63                                   | \$ 69.36   | \$ 22.20   | \$ 799.07                  |
| Warthan, Stephanie J & Greenwell, Stephanie L             | 53-08-17-301-108.000-008 | 1599   | 1B              | N  | \$ 248,100             | \$ 119,085                           | \$ 129,015        | \$ 1.5437                             | \$ 2.2845                | \$ 1,920.98        | \$ 2,917.87         | \$ 312.63  | \$ -   | \$ 684.26                               | \$ 996.89                                   | \$ 69.36   | \$ 22.20   | \$ 905.33                  |
| Ansari, Emily   | 53-08-17-301-096.000-008 | 1599   | 1B              | N  | \$ 213,400             | \$ 103,940                           | \$ 109,460        | \$ 1.5437                             | \$ 2.2845                | \$ 1,629.80        | \$ 2,508.14         | \$ 268.73  | \$ -   | \$ 609.61                               | \$ 878.34                                   | \$ 69.36   | \$ 22.20   | \$ 786.78                  |
| Ricketts, Addison Lynn                                    | 53-08-17-301-095.000-008 | 1599   | 1B              | N  | \$ 245,000             | \$ 118,000                           | \$ 127,000        | \$ 1.5437                             | \$ 2.2845                | \$ 1,890.98        | \$ 2,880.98         | \$ 308.68  | \$ -   | \$ 681.32                               | \$ 990.00                                   | \$ 69.36   | \$ 22.20   | \$ 898.44                  |
| Holtman, John H & Kristi Coburn                           | 53-08-17-301-164.000-008 | 1599   | 1B              | N  | \$ 237,600             | \$ 115,410                           | \$ 122,190        | \$ 1.5437                             | \$ 2.2845                | \$ 1,819.36        | \$ 2,792.91         | \$ 299.24  | \$ -   | \$ 674.31                               | \$ 973.55                                   | \$ 69.36   | \$ 22.20   | \$ 881.99                  |
| Miracle, Robert & Judith                                  | 53-08-20-100-030.009-008 |        | 1B              | N  | \$ 70,000              | \$ -                                 | \$ 70,000         | \$ 1.5437                             | \$ 2.2845                | \$ 1,080.60        | \$ 1,791.04         | \$ 191.90  | \$ -   | \$ 518.54                               | \$ 710.44                                   | \$ -   | \$ -   | \$ 710.44                  |
| Miracle, Robert & Judith                                  | 53-08-20-100-030.010-008 |        | 1B              | N  | \$ 323,200             | \$ 145,370                           | \$ 177,830        | \$                                    |                          |                    |                     |  |  |   |   |  |  |                            |

# City of Bloomington

## Area #1B: South-West Annexation Area - Tax Impacts Analysis

Note (1): This section shows the inc/(dec) in tax bills due to differences between township fire protection rates and the Monroe Fire Protection District fire rate

| Owner Name                                | Parcel #                 | Waiver | Annexation Area | AG | 2020 Pay 2021 Gross AV | 2020 Pay 2021 Deductions/Exemptions | 2020 Pay 2021 NAV | Pre-Annex 2020 Pay 2021 Prop Tax Rate | Post-Annex Prop Tax Rate | Pre-Annex Tax Bill | Post-Annex Tax Bill | Net Tax Bill Increase Due Solely to AV Growth (12% - Aggregate over 4 years) | Net Tax Bill Increase Due to Difference Between Fire Rates (1) | Net Tax Bill Increase Due to Annexation | Total Post-Annexation Net Tax Bill Increase | Benefit 1 Yearly Sewer Bill Savings (@ 4000 Gal/Month) | Benefit 2 Yearly Fire Protection (Water Surcharge) Savings | Post-Annex Tax Bill Inc/(Dec) Net of Benefits |
|---|--------------------------|--------|-----------------|----|------------------------|-------------------------------------|-------------------|---------------------------------------|--------------------------|--------------------|---------------------|--|--|---|---|--|--|---|
| Weber, William J & Cathleen I             | 53-08-20-100-030.011-008 |        | 1B              | N  | \$ 318,400             | \$ 143,690                          | \$ 174,710        | \$ 1.5437                             | \$ 2.2845                | \$ 2,601.36        | \$ 3,754.51         | \$ 402.27  | \$ -   | \$ 750.89                               | \$ 1,153.15                                 | \$ 69.36   | \$ 22.20   | \$ 1,061.59                                   |
| Deckard, Alton & Judy                     | 53-08-20-100-030.012-008 |        | 1B              | N  | \$ 289,500             | \$ 130,575                          | \$ 158,925        | \$ 1.5437                             | \$ 2.2845                | \$ 2,366.34        | \$ 3,413.81         | \$ 365.77  | \$ -   | \$ 681.70                               | \$ 1,047.47                                 | \$ 69.36   | \$ 22.20   | \$ 955.91                                     |
| Binford, Leah J Revocable Trust Agreement | 53-08-20-100-030.013-008 |        | 1B              | N  | \$ 362,100             | \$ 155,985                          | \$ 206,115        | \$ 1.5437                             | \$ 2.2845                | \$ 3,068.98        | \$ 4,277.83         | \$ 458.34  | \$ -   | \$ 750.51                               | \$ 1,208.85                                 | \$ 69.36   | \$ 22.20   | \$ 1,117.29                                   |
| Terry, Jason L & Fiona M                  | 53-08-20-100-030.014-008 |        | 1B              | N  | \$ 269,100             | \$ 3,000                            | \$ 266,100        | \$ 1.5437                             | \$ 2.2845                | \$ 4,107.80        | \$ 6,314.84         | \$ 676.59  | \$ -   | \$ 1,530.45                             | \$ 2,207.04                                 | \$ 69.36   | \$ 22.20   | \$ 2,115.48                                   |
| Hohman, Joyce Ann Revocable Living Trust  | 53-08-20-100-030.015-008 |        | 1B              | N  | \$ 268,700             | \$ 123,295                          | \$ 145,405        | \$ 1.5437                             | \$ 2.2845                | \$ 2,165.04        | \$ 3,166.28         | \$ 339.25  | \$ -   | \$ 661.99                               | \$ 1,001.24                                 | \$ 69.36   | \$ 22.20   | \$ 909.68                                     |
| Clark Trust, The                          | 53-08-20-100-030.016-008 |        | 1B              | N  | \$ 317,100             | \$ 140,235                          | \$ 176,865        | \$ 1.5437                             | \$ 2.2845                | \$ 2,633.44        | \$ 3,742.28         | \$ 400.96  | \$ -   | \$ 707.88                               | \$ 1,108.84                                 | \$ -   | \$ -   | \$ 1,108.84                                   |
| Siegel, Martin A & Bauder, Douglas E      | 53-08-20-100-030.018-008 |        | 1B              | N  | \$ 398,800             | \$ 171,830                          | \$ 226,970        | \$ 1.5437                             | \$ 2.2845                | \$ 3,379.50        | \$ 4,711.35         | \$ 504.78  | \$ -   | \$ 827.07                               | \$ 1,331.85                                 | \$ -   | \$ -   | \$ 1,331.85                                   |
| Starnes, Marjory                          | 53-08-20-100-030.019-008 |        | 1B              | N  | \$ 355,700             | \$ 156,745                          | \$ 198,955        | \$ 1.5437                             | \$ 2.2845                | \$ 2,962.36        | \$ 4,198.43         | \$ 449.84  | \$ -   | \$ 786.23                               | \$ 1,236.07                                 | \$ 69.36   | \$ 22.20   | \$ 1,144.51                                   |
| McElhinney, Dean K & Sandra D             | 53-08-20-100-030.020-008 |        | 1B              | N  | \$ 355,700             | \$ 153,745                          | \$ 201,955        | \$ 1.5437                             | \$ 2.2845                | \$ 3,007.04        | \$ 4,201.67         | \$ 450.19  | \$ -   | \$ 744.44                               | \$ 1,194.63                                 | \$ 69.36   | \$ 22.20   | \$ 1,103.07                                   |
| B & L Rentals LLC                         | 53-08-17-304-041.000-008 | 1447   | 1B              | N  | \$ 140,900             | \$ -                                | \$ 140,900        | \$ 1.5437                             | \$ 2.2845                | \$ 2,175.08        | \$ 3,308.13         | \$ 354.44  | \$ -   | \$ 778.61                               | \$ 1,133.05                                 | \$ 69.36   | \$ 22.20   | \$ 1,041.49                                   |
| Al Gaad, Salman & Samar Shohatee          | 53-08-17-304-042.000-008 | 1447   | 1B              | N  | \$ 163,400             | \$ 89,440                           | \$ 73,960         | \$ 1.5437                             | \$ 2.2845                | \$ 1,101.24        | \$ 1,825.26         | \$ 195.56  | \$ -   | \$ 528.46                               | \$ 724.02                                   | \$ 69.36   | \$ 22.20   | \$ 632.46                                     |
| 1407 West Westwind Court LLC              | 53-08-17-304-104.000-008 | 1447   | 1B              | N  | \$ 160,200             | \$ 88,320                           | \$ 71,880         | \$ 1.5437                             | \$ 2.2845                | \$ 1,070.26        | \$ 1,773.93         | \$ 190.07  | \$ -   | \$ 513.60                               | \$ 703.67                                   | \$ 69.36   | \$ 22.20   | \$ 612.11                                     |
| CPW Properties LLC                        | 53-08-17-304-072.000-008 | 1447   | 1B              | N  | \$ 139,400             | \$ -                                | \$ 139,400        | \$ 1.5437                             | \$ 2.2845                | \$ 2,151.92        | \$ 3,272.91         | \$ 350.67  | \$ -   | \$ 770.32                               | \$ 1,120.99                                 | \$ 69.36   | \$ 22.20   | \$ 1,029.43                                   |
| Cullison, Aaron                           | 53-08-17-304-070.000-008 | 1447   | 1B              | N  | \$ 136,800             | \$ 80,130                           | \$ 56,670         | \$ 1.5437                             | \$ 2.2845                | \$ 843.80          | \$ 1,398.55         | \$ 149.84  | \$ -   | \$ 404.92                               | \$ 554.75                                   | \$ 69.36   | \$ 22.20   | \$ 463.19                                     |
| CPW Properties LLC                        | 53-08-17-304-010.000-008 | 1447   | 1B              | N  | \$ 140,900             | \$ -                                | \$ 140,900        | \$ 1.5437                             | \$ 2.2845                | \$ 2,175.08        | \$ 3,308.13         | \$ 354.44  | \$ -   | \$ 778.61                               | \$ 1,133.05                                 | \$ 69.36   | \$ 22.20   | \$ 1,041.49                                   |
| CPW Properties LLC                        | 53-08-17-304-039.000-008 | 1447   | 1B              | N  | \$ 140,900             | \$ -                                | \$ 140,900        | \$ 1.5437                             | \$ 2.2845                | \$ 2,175.08        | \$ 3,308.13         | \$ 354.44  | \$ -   | \$ 778.61                               | \$ 1,133.05                                 | \$ 69.36   | \$ 22.20   | \$ 1,041.49                                   |
| Hobbit Homes LLC                          | 53-08-17-304-038.000-008 | 1447   | 1B              | N  | \$ 147,500             | \$ -                                | \$ 147,500        | \$ 1.5437                             | \$ 2.2845                | \$ 2,276.96        | \$ 3,463.09         | \$ 371.05  | \$ -   | \$ 815.08                               | \$ 1,186.13                                 | \$ 69.36   | \$ 22.20   | \$ 1,094.57                                   |
| Hobbit Homes LLC                          | 53-08-17-304-005.000-008 | 1447   | 1B              | N  | \$ 149,400             | \$ -                                | \$ 149,400        | \$ 1.5437                             | \$ 2.2845                | \$ 2,306.28        | \$ 3,507.70         | \$ 375.82  | \$ -   | \$ 825.59                               | \$ 1,201.42                                 | \$ 69.36   | \$ 22.20   | \$ 1,109.86                                   |
| Hobbit Homes LLC                          | 53-08-17-304-100.000-008 | 1447   | 1B              | N  | \$ 149,400             | \$ -                                | \$ 149,400        | \$ 1.5437                             | \$ 2.2845                | \$ 2,306.28        | \$ 3,507.70         | \$ 375.82  | \$ -   | \$ 825.59                               | \$ 1,201.42                                 | \$ 69.36   | \$ 22.20   | \$ 1,109.86                                   |
| Hobbit Homes LLC                          | 53-08-17-304-057.000-008 | 1447   | 1B              | N  | \$ 149,400             | \$ -                                | \$ 149,400        | \$ 1.5437                             | \$ 2.2845                | \$ 2,306.28        | \$ 3,507.70         | \$ 375.82  | \$ -   | \$ 825.59                               | \$ 1,201.42                                 | \$ 69.36   | \$ 22.20   | \$ 1,109.86                                   |
| CPW Properties LLC                        | 53-08-17-304-073.000-008 | 1447   | 1B              | N  | \$ 123,100             | \$ -                                | \$ 123,100        | \$ 1.5437                             | \$ 2.2845                | \$ 1,900.28        | \$ 2,890.21         | \$ 309.67  | \$ -   | \$ 680.27                               | \$ 989.93                                   | \$ 69.36   | \$ 22.20   | \$ 898.37                                     |
| CPW Properties LLC                        | 53-08-17-304-110.000-008 | 1447   | 1B              | N  | \$ 124,100             | \$ -                                | \$ 124,100        | \$ 1.5437                             | \$ 2.2845                | \$ 1,915.72        | \$ 2,913.69         | \$ 312.18  | \$ -   | \$ 685.79                               | \$ 997.97                                   | \$ 69.36   | \$ 22.20   | \$ 906.41                                     |
| DeFelice, E Gene                          | 53-08-17-402-001.000-008 | 1213   | 1B              | N  | \$ 168,000             | \$ -                                | \$ 168,000        | \$ 1.5437                             | \$ 2.2845                | \$ 2,593.40        | \$ 3,944.61         | \$ 422.64  | \$ -   | \$ 928.57                               | \$ 1,351.21                                 | \$ 69.36   | \$ 22.20   | \$ 1,259.65                                   |
| Cobb, Michael & Patricia                  | 53-08-20-100-030.021-008 |        | 1B              | N  | \$ 274,600             | \$ 125,360                          | \$ 149,240        | \$ 1.5437                             | \$ 2.2845                | \$ 2,222.12        | \$ 3,236.49         | \$ 346.77  | \$ -   | \$ 667.60                               | \$ 1,014.37                                 | \$ 69.36   | \$ 22.20   | \$ 922.81                                     |
| Smith Revocable Living Trust, The         | 53-08-20-100-030.022-008 |        | 1B              | N  | \$ 298,900             | \$ 133,865                          | \$ 165,035        | \$ 1.5437                             | \$ 2.2845                | \$ 2,457.32        | \$ 3,525.68         | \$ 377.75  | \$ -   | \$ 690.61                               | \$ 1,068.36                                 | \$ 69.36   | \$ 22.20   | \$ 976.80                                     |
| Henson, Thomas P & Mary L                 | 53-08-20-100-030.023-008 |        | 1B              | N  | \$ 272,300             | \$ -                                | \$ 272,300        | \$ 1.5437                             | \$ 2.2845                | \$ 4,203.50        | \$ 6,393.21         | \$ 684.99  | \$ -   | \$ 1,504.72                             | \$ 2,189.71                                 | \$ 69.36   | \$ 22.20   | \$ 2,098.15                                   |
| Lipschultz, Nancy L                       | 53-08-20-100-030.024-008 |        | 1B              | N  | \$ 272,300             | \$ 127,555                          | \$ 144,745        | \$ 1.5437                             | \$ 2.2845                | \$ 2,155.20        | \$ 3,205.87         | \$ 343.48  | \$ -   | \$ 707.19                               | \$ 1,050.67                                 | \$ 69.36   | \$ 22.20   | \$ 959.11                                     |
| Short, Michael T & Virginia L             | 53-08-20-100-030.025-008 | 2266   | 1B              | N  | \$ 367,600             | \$ 157,910                          | \$ 209,690        | \$ 1.5437                             | \$ 2.2845                | \$ 3,122.20        | \$ 4,343.29         | \$ 465.36  | \$ -   | \$ 755.73                               | \$ 1,221.09                                 | \$ -   | \$ -   | \$ 1,221.09                                   |
| Mowery, Casandra D & Shawn C              | 53-08-20-100-030.026-008 | 2266   | 1B              | N  | \$ 339,100             | \$ 150,935                          | \$ 188,165        | \$ 1.5437                             | \$ 2.2845                | \$ 2,801.70        | \$ 4,000.87         | \$ 428.67  | \$ -   | \$ 770.50                               | \$ 1,199.17                                 | \$ -   | \$ -   | \$ 1,199.17                                   |
| Lien, Brennan C & Christie                | 53-08-20-100-030.027-008 | 2266   | 1B              | N  | \$ 390,600             | \$ 168,960                          | \$ 221,640        | \$ 1.5437                             | \$ 2.2845                | \$ 3,300.14        | \$ 4,613.78         | \$ 494.34  | \$ -   | \$ 819.30                               | \$ 1,313.64                                 | \$ -   | \$ -   | \$ 1,313.64                                   |
| Sympson, Jeffrey A & Lee A                | 53-08-20-100-030.028-008 | 2266   | 1B              | N  | \$ 366,500             | \$ 160,525                          | \$ 205,975        | \$ 1.5437                             | \$ 2.2845                | \$ 3,066.88        | \$ 4,326.96         | \$ 463.60  | \$ -   | \$ 796.47                               | \$ 1,260.08                                 | \$ -   | \$ -   | \$ 1,260.08                                   |
| E R W Corp                                | 53-08-20-100-030.029-008 | 2266   | 1B              | N  | \$ 1,900               | \$ -                                | \$ 1,900          | \$ 1.5437                             | \$ 2.2845                | \$ 29.32           | \$ 48.61            | \$ 5.21  | \$ -   | \$ 14.09                                | \$ 19.29                                    | \$ -   | \$ -   | \$ 19.29                                      |
| E R W Corp                                | 53-08-20-100-030.030-008 | 2266   | 1B              | N  | \$ 1,900               | \$ -                                | \$ 1,900          | \$ 1.5437                             | \$ 2.2845                | \$ 29.32           | \$ 48.61            | \$ 5.21  | \$ -   | \$ 14.09                                | \$ 19.29                                    | \$ -   | \$ -   | \$ 19.29                                      |
| E R W Corp                                | 53-08-20-100-030.031-008 | 2266   | 1B              | N  | \$ 1,900               | \$ -                                | \$ 1,900          | \$ 1.5437                             | \$ 2.2845                | \$ 29.32           | \$ 48.61            | \$ 5.21  | \$ -   | \$ 14.09                                | \$ 19.29                                    | \$ -   | \$ -   | \$ 19.29                                      |
| Sympson, Daisy E                          | 53-08-20-100-030.032-008 | 2266   | 1B              | N  | \$ 174,800             | \$ 90,430                           | \$ 84,370         | \$ 1.5437                             | \$ 2.2845                | \$ 1,256.24        | \$ 2,048.75         | \$ 219.50  | \$ -   | \$ 573.01                               | \$ 792.51                                   | \$ -   | \$ -   | \$ 792.51                                     |
| Hogan, Timothy B & Margaret L             | 53-08-20-100-030.033-008 | 2266   | 1B              | N  | \$ 175,500             | \$ 93,675                           | \$ 81,825         | \$ 1.5437                             | \$ 2.2845                | \$ 1,218.34        | \$ 2,019.36         | \$ 216.36  | \$ -   | \$ 584.66                               | \$ 801.02                                   | \$ -   | \$ -   | \$ 801.02                                     |
| Gingerich, Marilyn Margaret               | 53-08-17-100-019.000-008 | 1062   | 1B              | N  | \$ 115,700             | \$ 69,245                           | \$ 46,455         | \$ 1.5437                             | \$ 2.2845                | \$ 695.52          | \$ 1,152.82         | \$ 123.52  | \$ -   | \$ 333.77                               | \$ 457.30                                   | \$ 69.36   | \$ 14.76   | \$ 373.18                                     |
| Lynch, Dana L & Tad K                     | 53-08-20-204-016.000-008 | 1602   | 1B              | N  | \$ 336,400             | \$ 149,990                          | \$ 186,410        | \$ 1.5437                             | \$ 2.2845                | \$ 2,775.56        | \$ 3,968.73         | \$ 425.22  | \$ -   | \$ 767.95                               | \$ 1,193.17                                 | \$ 69.36   | \$ 22.20   | \$ 1,101.61                                   |
| Snapp, D Michael                          | 53-08-20-204-012.000-008 |        | 1B              | N  | \$ 270,900             | \$ 126,890                          | \$ 144,010        | \$ 1.5437                             | \$ 2.2845                | \$ 2,144.24        | \$ 3,183.80         | \$ 341.12  | \$ -   | \$ 698.44                               | \$ 1,039.56                                 | \$ 69.36   | \$ 22.20   | \$ 948.00                                     |
| Bretsch, Bart K & Susan D                 | 53-08-20-204-011.000-008 | 1889   | 1B              | N  | \$ 311,000             | \$ 141,100                          | \$ 169,900        | \$ 1.5437                             | \$ 2.2845                | \$ 2,529.76        | \$ 3,666.45         | \$ 392.83  | \$ -   | \$ 743.85                               | \$ 1,136.69                                 | \$ 69.36   | \$ 22.20   | \$ 1,045.13                                   |
| Harrell, Clint M & Maggie M               | 53-08-20-204-010.000-008 | 2154   | 1B              | N  | \$ 334,900             | \$ 149,465                          | \$ 185,435        | \$ 1.5437                             | \$ 2.2845                | \$ 2,761.06        | \$ 3,950.88         | \$ 423.31  | \$ -   | \$ 766.51                               | \$ 1,189.82                                 | \$ 69.36   | \$ 22.20   | \$ 1,098.26                                   |
| Ping, Teresa A                            | 53-08-20-204-002.000-008 | 1757   | 1B              | N  | \$ 439,200             | \$ 182,515                          | \$ 256,685        | \$ 1.5437                             | \$ 2.2845                | \$ 3,822.66        | \$ 5,213.19         | \$ 558.55  | \$ -   | \$ 831.97                               | \$ 1,390.53                                 | \$ -   | \$ -   | \$ 1,390.53                                   |
| Contreras, Anna                           | 53-08-20-204-005.000-008 | 1973   | 1B              | N  | \$ 249,400             | \$ 119,540                          | \$ 129,860        | \$ 1.5437                             | \$ 2.2845                | \$ 1,933.56        | \$ 2,933.34         | \$ 314.28  | \$ -   | \$ 685.50                               | \$ 999.78                                   | \$ 69.36   | \$ 22.20   | \$ 908.22                                     |
| Wisley, Eric R & Kathy L                  | 53-08-20-204-015.000-008 | 2080   | 1B              | N  | \$ 378,900             | \$ 164,865                          | \$ 214,035        | \$ 1.5437                             | \$ 2.2845                | \$ 3,186.90        | \$ 4,474.53         | \$ 479.41  | \$ -   | \$ 808.22                               | \$ 1,287.63                                 | \$ 69.36   | \$ 22.20   | \$ 1,196.07                                   |
| Porter, Stephen Lee & Sandra Jean         | 53-08-20-204-009.000-008 | 1713   | 1B              | N  | \$ 312,500             | \$ 152,635                          | \$ 159,865        | \$ 1.5437                             | \$ 2.2845                | \$ 2,380.32        | \$ 3,625.39         | \$ 388.44  | \$ -   | \$ 856.63                               | \$ 1,245.07                                 | \$ 69.36   | \$ 22.20   | \$ 1,153.51                                   |
| Adams, Reed M & Penny L                   | 53-08-20-204-005.000-008 | 1661   | 1B              | N  | \$ 301,500             | \$ 137,775                          | \$ 163,725        | \$ 1.5437                             | \$ 2.2845                | \$ 2,437.80        | \$ 3,553.39         | \$ 380.72  | \$ -   | \$ 734.87                               | \$ 1,115.59                                 | \$ 69.36   | \$ 22.20   | \$ 1,024.03                                   |
| Grimes, Harold J & Pamela K               | 53-08-20-204-001.000-008 | 2369   | 1B              | N  | \$ 330,300             | \$ 169,815                          | \$ 160,485        | \$ 1.5437                             | \$ 2.2845                | \$ 2,389.56        | \$ 3,872.45         | \$ 414.90  | \$ -   | \$ 1,067.99                             | \$ 1,482.89                                 | \$ 69.36   | \$ 22.20   | \$ 1,391.33                                   |
| Lutes, Michael J & Tracee D               | 53-08-20-204-004.0       |        |                 |    |                        |                                     |                   |                                       |                          |                    |                     |  |  |   |   |  |  |   |



# City of Bloomington



## Area #1B: South-West Annexation Area - Tax Impacts Analysis

Note (1): This section shows the inc/(dec) in tax bills due to differences between township fire protection rates and the Monroe Fire Protection District fire rate

| Owner Name                                       | Parcel #                 | Waiver | Annexation Area | AG | 2020 Pay 2021 Gross AV | 2020 Pay 2021 Deductions/Exemptions | 2020 Pay 2021 NAV | Pre-Annex 2020 Pay 2021 Prop Tax Rate | Post-Annex Prop Tax Rate | Pre-Annex Tax Bill | Post-Annex Tax Bill | Net Tax Bill Increase Due Solely to AV Growth (12% - Aggregate over 4 years) | Net Tax Bill Increase Due to Difference Between Fire Rates (1) | Net Tax Bill Increase Due to Annexation | Total Post-Annex Net Tax Bill Increase | Benefit 1 Yearly Sewer Bill Savings (@ 4000 Gal/Month) | Benefit 2 Yearly Fire Protection (Water Surcharge) Savings | Post-Annex Tax Bill Inc/(Dec) Net of Benefits |
|--|--------------------------|--------|-----------------|----|------------------------|-------------------------------------|-------------------|---------------------------------------|--------------------------|--------------------|---------------------|--|--|---|--|--|--|---|
| Stork, Barbara A                                 | 53-08-17-403-007.000-008 |        | 1B              | N  | \$ 166,400             | \$ 90,490                           | \$ 75,910         | \$ 1.5437                             | \$ 2.2845                | \$ 1,130.28        | \$ 1,873.38         | \$ 200.72  | \$ -   | \$ 542.39                               | \$ 743.10                              | \$ -   | \$ -   | \$ 743.10                                     |
| Hardesty, Juliet L & Nathan Clifford Ingham      | 53-08-17-403-009.000-008 |        | 1B              | N  | \$ 166,300             | \$ 90,455                           | \$ 75,845         | \$ 1.5437                             | \$ 2.2845                | \$ 1,129.30        | \$ 1,871.77         | \$ 200.54  | \$ -   | \$ 541.93                               | \$ 742.47                              | \$ -   | \$ -   | \$ 742.47                                     |
| Cerwinske, Erin                                  | 53-08-17-403-010.000-008 |        | 1B              | N  | \$ 139,400             | \$ 81,040                           | \$ 58,360         | \$ 1.5437                             | \$ 2.2845                | \$ 868.96          | \$ 1,440.27         | \$ 154.31  | \$ -   | \$ 417.00                               | \$ 571.31                              | \$ -   | \$ -   | \$ 571.31                                     |
| Danielson, Melinda F                             | 53-08-17-403-035.000-008 |        | 1B              | N  | \$ 118,200             | \$ 73,620                           | \$ 44,580         | \$ 1.5437                             | \$ 2.2845                | \$ 663.78          | \$ 1,100.20         | \$ 117.89  | \$ -   | \$ 318.54                               | \$ 436.42                              | \$ -   | \$ -   | \$ 436.42                                     |
| Tamaran, Ramon Garcia & Rachael G Garcia         | 53-08-17-403-026.000-008 |        | 1B              | N  | \$ 129,000             | \$ 77,400                           | \$ 51,600         | \$ 1.5437                             | \$ 2.2845                | \$ 768.32          | \$ 1,273.45         | \$ 136.44  | \$ -   | \$ 368.69                               | \$ 505.13                              | \$ -   | \$ -   | \$ 505.13                                     |
| Saltbox Group LLC                                | 53-08-17-403-025.000-008 |        | 1B              | N  | \$ 159,500             | \$ -                                | \$ 159,500        | \$ 1.5437                             | \$ 2.2845                | \$ 2,462.20        | \$ 3,744.83         | \$ 401.23  | \$ -   | \$ 881.40                               | \$ 1,282.63                            | \$ -   | \$ -   | \$ 1,282.63                                   |
| Moll, Mary L                                     | 53-08-17-403-036.000-008 |        | 1B              | N  | \$ 116,800             | \$ 87,130                           | \$ 29,670         | \$ 1.5437                             | \$ 2.2845                | \$ 411.68          | \$ 419.91           | \$ -   | \$ -   | \$ 8.23                                 | \$ 8.23                                | \$ -   | \$ -   | \$ 8.23                                       |
| Fulford, Keith                                   | 53-08-17-403-027.000-008 |        | 1B              | N  | \$ 133,000             | \$ 78,800                           | \$ 54,200         | \$ 1.5437                             | \$ 2.2845                | \$ 807.02          | \$ 1,337.60         | \$ 143.31  | \$ -   | \$ 387.27                               | \$ 530.58                              | \$ -   | \$ -   | \$ 530.58                                     |
| Stafford, Julia Ann                              | 53-08-17-403-030.000-008 |        | 1B              | N  | \$ 160,000             | \$ 85,250                           | \$ 74,750         | \$ 1.5437                             | \$ 2.2845                | \$ 1,113.00        | \$ 1,844.75         | \$ 197.65  | \$ -   | \$ 534.10                               | \$ 731.75                              | \$ -   | \$ -   | \$ 731.75                                     |
| Winegardner, Cynthia J                           | 53-08-17-403-014.000-008 |        | 1B              | N  | \$ 135,800             | \$ 79,780                           | \$ 56,020         | \$ 1.5437                             | \$ 2.2845                | \$ 834.12          | \$ 1,382.52         | \$ 148.12  | \$ -   | \$ 400.28                               | \$ 548.40                              | \$ -   | \$ -   | \$ 548.40                                     |
| McGee, Thomas E                                  | 53-08-17-403-043.000-008 |        | 1B              | N  | \$ 139,700             | \$ 81,145                           | \$ 58,555         | \$ 1.5437                             | \$ 2.2845                | \$ 871.86          | \$ 1,445.09         | \$ 154.84  | \$ -   | \$ 418.39                               | \$ 573.23                              | \$ -   | \$ -   | \$ 573.23                                     |
| Pal, Dharmendra & Seema Choudhary                | 53-08-17-403-045.000-008 |        | 1B              | N  | \$ 118,600             | \$ 3,000                            | \$ 115,600        | \$ 1.5437                             | \$ 2.2845                | \$ 1,784.52        | \$ 2,781.32         | \$ 298.00  | \$ -   | \$ 698.80                               | \$ 996.80                              | \$ -   | \$ -   | \$ 996.80                                     |
| Chandler, Craig R                                | 53-08-17-403-046.000-008 |        | 1B              | N  | \$ 133,800             | \$ 79,080                           | \$ 54,720         | \$ 1.5437                             | \$ 2.2845                | \$ 814.76          | \$ 1,350.43         | \$ 144.68  | \$ -   | \$ 390.99                               | \$ 535.67                              | \$ -   | \$ -   | \$ 535.67                                     |
| Chambers, Jennifer & David                       | 53-08-17-403-044.000-008 |        | 1B              | N  | \$ 151,900             | \$ 85,415                           | \$ 66,485         | \$ 1.5437                             | \$ 2.2845                | \$ 989.94          | \$ 1,640.79         | \$ 175.79  | \$ -   | \$ 475.05                               | \$ 650.85                              | \$ -   | \$ -   | \$ 650.85                                     |
| McCarty, James L                                 | 53-08-17-403-039.000-008 |        | 1B              | N  | \$ 118,900             | \$ 70,865                           | \$ 48,035         | \$ 1.5437                             | \$ 2.2845                | \$ 715.24          | \$ 1,185.46         | \$ 127.01  | \$ -   | \$ 343.21                               | \$ 470.22                              | \$ -   | \$ -   | \$ 470.22                                     |
| Mosley, Darran K                                 | 53-08-17-403-041.000-008 |        | 1B              | N  | \$ 160,600             | \$ 88,460                           | \$ 72,140         | \$ 1.5437                             | \$ 2.2845                | \$ 1,074.14        | \$ 1,780.35         | \$ 190.76  | \$ -   | \$ 515.45                               | \$ 706.21                              | \$ -   | \$ -   | \$ 706.21                                     |
| Byers, John McMillan                             | 53-08-17-403-040.000-008 | 2394   | 1B              | N  | \$ 160,800             | \$ -                                | \$ 160,800        | \$ 1.5437                             | \$ 2.2845                | \$ 2,482.28        | \$ 3,775.35         | \$ 404.50  | \$ -   | \$ 888.57                               | \$ 1,293.07                            | \$ -   | \$ -   | \$ 1,293.07                                   |
| Nguyen, Phuoc X; Qiu, Lilian                     | 53-08-20-203-002.000-008 | 2015   | 1B              | N  | \$ 315,100             | \$ 142,535                          | \$ 172,565        | \$ 1.5437                             | \$ 2.2845                | \$ 2,569.44        | \$ 3,715.25         | \$ 398.07  | \$ -   | \$ 747.74                               | \$ 1,145.81                            | \$ 69.36   | \$ 22.20   | \$ 1,054.25                                   |
| May, Phillip R                                   | 53-08-20-203-004.000-008 | 1659   | 1B              | N  | \$ 220,000             | \$ 106,250                          | \$ 113,750        | \$ 1.5437                             | \$ 2.2845                | \$ 1,693.70        | \$ 2,586.69         | \$ 277.14  | \$ -   | \$ 615.84                               | \$ 892.99                              | \$ 69.36   | \$ 22.20   | \$ 801.43                                     |
| Seader, Donald J & Melinda J                     | 53-08-20-203-005.000-008 | 1865   | 1B              | N  | \$ 476,700             | \$ 196,095                          | \$ 280,605        | \$ 1.5437                             | \$ 2.2845                | \$ 4,178.10        | \$ 5,641.70         | \$ 604.47  | \$ -   | \$ 859.12                               | \$ 1,463.60                            | \$ 69.36   | \$ 22.20   | \$ 1,372.04                                   |
| Jenshak, Bradley K & Phyllis A                   | 53-08-20-203-003.000-008 | 1865   | 1B              | N  | \$ 314,600             | \$ 162,955                          | \$ 151,645        | \$ 1.5437                             | \$ 2.2845                | \$ 2,257.92        | \$ 3,643.39         | \$ 390.36  | \$ -   | \$ 995.11                               | \$ 1,385.47                            | \$ 69.36   | \$ 22.20   | \$ 1,293.91                                   |
| Johnson, Jimmie D & Mary Ann                     | 53-08-20-203-004.000-008 |        | 1B              | N  | \$ 263,800             | \$ 120,705                          | \$ 143,095        | \$ 1.5437                             | \$ 2.2845                | \$ 2,132.00        | \$ 3,142.16         | \$ 336.65  | \$ -   | \$ 673.51                               | \$ 1,010.16                            | \$ 69.36   | \$ 22.20   | \$ 918.60                                     |
| Titus, Gerry E                                   | 53-08-17-102-016.000-008 |        | 1B              | N  | \$ 152,000             | \$ 98,750                           | \$ 53,250         | \$ 1.5437                             | \$ 2.2845                | \$ 792.88          | \$ 808.74           | \$ -   | \$ -   | \$ 15.86                                | \$ 15.86                               | \$ 69.36   | \$ 14.76   | \$ (68.26)                                    |
| Crooks, Edwin William IV                         | 53-08-17-102-011.000-008 | 2376   | 1B              | N  | \$ 163,200             | \$ 114,330                          | \$ 48,870         | \$ 1.5437                             | \$ 2.2845                | \$ 727.66          | \$ 1,206.06         | \$ 129.21  | \$ -   | \$ 349.18                               | \$ 478.40                              | \$ 69.36   | \$ 22.20   | \$ 386.84                                     |
| Burks, Rick G                                    | 53-08-17-100-021.000-008 | 1009   | 1B              | N  | \$ 102,500             | \$ 65,125                           | \$ 37,375         | \$ 1.5437                             | \$ 2.2845                | \$ 556.50          | \$ 922.38           | \$ 98.83   | \$ -   | \$ 267.05                               | \$ 365.88                              | \$ 69.36   | \$ 14.76   | \$ 281.76                                     |
| Langley, Glen J & Denise A                       | 53-08-17-407-044.000-008 |        | 1B              | N  | \$ 113,200             | \$ -                                | \$ 113,200        | \$ 1.5437                             | \$ 2.2845                | \$ 1,747.48        | \$ 2,657.77         | \$ 284.76  | \$ -   | \$ 625.53                               | \$ 910.29                              | \$ 69.36   | \$ 14.76   | \$ 826.17                                     |
| Kirtman, Trevor Andrew & Brittani Adele          | 53-08-17-301-075.000-008 | 1599   | 1B              | N  | \$ 203,300             | \$ 103,405                          | \$ 99,895         | \$ 1.5437                             | \$ 2.2845                | \$ 1,487.40        | \$ 2,384.69         | \$ 255.50  | \$ -   | \$ 641.80                               | \$ 897.29                              | \$ 69.36   | \$ 22.20   | \$ 805.73                                     |
| Poor, Kathleen S; Poor, Marianne                 | 53-08-17-301-012.000-008 | 1599   | 1B              | N  | \$ 259,900             | \$ 123,215                          | \$ 136,685        | \$ 1.5437                             | \$ 2.2845                | \$ 2,035.20        | \$ 3,058.30         | \$ 327.67  | \$ -   | \$ 695.43                               | \$ 1,023.10                            | \$ 69.36   | \$ 22.20   | \$ 931.54                                     |
| Gresham, Lindsay Dawn; Gresham, Dean L & Linda L | 53-08-17-301-014.000-008 | 1599   | 1B              | N  | \$ 151,900             | \$ 85,415                           | \$ 66,485         | \$ 1.5437                             | \$ 2.2845                | \$ 989.94          | \$ 1,640.79         | \$ 175.79  | \$ -   | \$ 475.05                               | \$ 650.85                              | \$ 69.36   | \$ 22.20   | \$ 559.29                                     |
| Tabor, Brett M                                   | 53-08-17-301-015.000-008 | 1599   | 1B              | N  | \$ 191,200             | \$ 99,170                           | \$ 92,030         | \$ 1.5437                             | \$ 2.2845                | \$ 1,370.28        | \$ 2,240.71         | \$ 240.08  | \$ -   | \$ 630.34                               | \$ 870.43                              | \$ 69.36   | \$ 22.20   | \$ 778.87                                     |
| Hays, Michelle L & Kevin R                       | 53-08-17-301-020.000-008 | 1599   | 1B              | N  | \$ 192,400             | \$ 99,590                           | \$ 92,810         | \$ 1.5437                             | \$ 2.2845                | \$ 1,381.92        | \$ 2,254.98         | \$ 241.60  | \$ -   | \$ 631.46                               | \$ 873.06                              | \$ 69.36   | \$ 22.20   | \$ 781.50                                     |
| Lakshmanan, Subramanian & Kalyani                | 53-08-17-301-023.000-008 | 1599   | 1B              | N  | \$ 224,000             | \$ 110,650                          | \$ 113,350        | \$ 1.5437                             | \$ 2.2845                | \$ 1,687.74        | \$ 2,631.05         | \$ 281.90  | \$ -   | \$ 661.42                               | \$ 943.31                              | \$ 69.36   | \$ 22.20   | \$ 851.75                                     |
| Emerson-hunt, Nancy J                            | 53-08-17-301-160.000-008 | 1599   | 1B              | N  | \$ 212,700             | \$ 103,695                          | \$ 109,005        | \$ 1.5437                             | \$ 2.2845                | \$ 1,623.04        | \$ 2,499.82         | \$ 267.84  | \$ -   | \$ 608.93                               | \$ 876.78                              | \$ 69.36   | \$ 22.20   | \$ 785.22                                     |
| McCann, Caleb E & Dara D                         | 53-08-17-301-106.000-008 | 1599   | 1B              | N  | \$ 191,300             | \$ 99,205                           | \$ 92,095         | \$ 1.5437                             | \$ 2.2845                | \$ 1,371.26        | \$ 2,241.88         | \$ 240.19  | \$ -   | \$ 630.43                               | \$ 870.62                              | \$ 69.36   | \$ 22.20   | \$ 779.06                                     |
| Al-Zubaidi, Saddam                               | 53-08-17-301-158.000-008 | 1599   | 1B              | N  | \$ 233,600             | \$ 113,310                          | \$ 120,290        | \$ 1.5437                             | \$ 2.2845                | \$ 1,791.08        | \$ 2,723.66         | \$ 291.82  | \$ -   | \$ 640.76                               | \$ 932.58                              | \$ 69.36   | \$ 22.20   | \$ 841.02                                     |
| Sotomayor, Fabian & Ximena                       | 53-08-17-301-213.000-008 | 1599   | 1B              | N  | \$ 248,300             | \$ 115,455                          | \$ 132,845        | \$ 1.5437                             | \$ 2.2845                | \$ 1,979.10        | \$ 2,950.85         | \$ 316.16  | \$ -   | \$ 655.59                               | \$ 971.75                              | \$ 69.36   | \$ 22.20   | \$ 880.19                                     |
| Mood, Nicholas R & Stephanie N                   | 53-08-17-301-098.000-008 | 1599   | 1B              | N  | \$ 240,800             | \$ 116,530                          | \$ 124,270        | \$ 1.5437                             | \$ 2.2845                | \$ 1,850.34        | \$ 2,830.98         | \$ 303.31  | \$ -   | \$ 677.33                               | \$ 980.64                              | \$ 69.36   | \$ 22.20   | \$ 889.08                                     |
| Banks, Arthur & Felicia                          | 53-08-17-301-192.000-008 | 1599   | 1B              | N  | \$ 212,300             | \$ 131,515                          | \$ 80,785         | \$ 1.5437                             | \$ 2.2845                | \$ 1,202.86        | \$ 1,993.69         | \$ 213.61  | \$ -   | \$ 577.23                               | \$ 790.83                              | \$ 69.36   | \$ 22.20   | \$ 699.27                                     |
| Weeks, Lucas D & Hannah M                        | 53-08-17-301-102.000-008 | 1599   | 1B              | N  | \$ 221,800             | \$ 109,880                          | \$ 111,920        | \$ 1.5437                             | \$ 2.2845                | \$ 1,666.44        | \$ 2,604.86         | \$ 279.09  | \$ -   | \$ 659.34                               | \$ 938.42                              | \$ 69.36   | \$ 22.20   | \$ 846.86                                     |
| Highlands Homeowners Association Inc             | 53-08-18-103-003.455-008 | 1599   | 1B              | N  | \$ -                   | \$ -                                | \$ -              | \$ 1.5437                             | \$ 2.2845                | \$ -               | \$ -                | \$ -   | \$ -   | \$ -                                    | \$ -                                   | \$ -   | \$ -   | \$ -  |
| Mankav LLC                                       | 53-08-17-304-102.000-008 | 1447   | 1B              | N  | \$ 149,600             | \$ -                                | \$ 149,600        | \$ 1.5437                             | \$ 2.2845                | \$ 2,309.38        | \$ 3,512.39         | \$ 376.33  | \$ -   | \$ 826.68                               | \$ 1,203.01                            | \$ 69.36   | \$ 22.20   | \$ 1,111.45                                   |
| Mankav LLC                                       | 53-08-17-304-040.000-008 | 1447   | 1B              | N  | \$ 149,600             | \$ -                                | \$ 149,600        | \$ 1.5437                             | \$ 2.2845                | \$ 2,309.38        | \$ 3,512.39         | \$ 376.33  | \$ -   | \$ 826.68                               | \$ 1,203.01                            | \$ 69.36   | \$ 22.20   | \$ 1,111.45                                   |
| Batchelor Heights LLC                            | 53-08-17-304-010.000-008 | 1447   | 1B              | N  | \$ 153,700             | \$ -                                | \$ 153,700        | \$ 1.5437                             | \$ 2.2845                | \$ 2,372.68        | \$ 3,608.65         | \$ 386.64  | \$ -   | \$ 849.33                               | \$ 1,235.97                            | \$ 69.36   | \$ 22.20   | \$ 1,144.41                                   |
| Batchelor Heights LLC                            | 53-08-17-304-011.000-008 | 1447   | 1B              | N  | \$ 153,700             | \$ -                                | \$ 153,700        | \$ 1.5437                             | \$ 2.2845                | \$ 2,372.68        | \$ 3,608.65         | \$ 386.64  | \$ -   | \$ 849.33                               | \$ 1,235.97                            | \$ 69.36   | \$ 22.20   | \$ 1,144.41                                   |
| Batchelor Heights LLC                            | 53-08-17-304-101.000-008 | 1447   | 1B              | N  | \$ 151,700             | \$ -                                | \$ 151,700        | \$ 1.5437                             | \$ 2.2845                | \$ 2,341.80        | \$ 3,561.70         | \$ 381.61  | \$ -   | \$ 838.29                               | \$ 1,219.90                            | \$ 69.36   | \$ 22.20   | \$ 1,128.34                                   |
| Batchelor Heights LLC                            | 53-08-17-304-074.000-008 | 1447   | 1B              | N  | \$ 153,700             | \$ -                                | \$ 153,700        | \$ 1.5437                             | \$ 2.2845                | \$ 2,372.68        | \$ 3,608.65         | \$ 386.64  | \$ -   | \$ 849.33                               | \$ 1,235.97                            | \$ 69.36   | \$ 22.20   | \$ 1,144.41                                   |
| Batchelor Heights LLC                            | 53-08-17-304-075.000-008 | 1447   | 1B              | N  | \$ 153,700             | \$ -                                | \$ 153,700        | \$ 1.5437                             | \$ 2.2845                | \$ 2,372.68        | \$ 3,608.65         | \$ 386.64  | \$ -   | \$ 849.33                               | \$ 1,235.97                            | \$ 69.36   | \$ 22.20   | \$ 1,144.41                                   |
| Joe Kemp Construction LLC                        | 53-08-17-304-082.000-008 | 1447   | 1B              | N  | \$ 30,000              | \$ -                                | \$ 30,000         | \$ 1.5437                             | \$ 2.2845                | \$ 463.12          | \$ 767.59           | \$ 82.24   | \$ -   | \$ 222.23                               | \$ 304.47                              | \$ -   | \$ -   | \$ 304.47                                     |
| Joe Kemp Construction LLC                        | 53-08-17-304-015.0       |        |                 |    |                        |                                     |                   |                                       |                          |                    |                     |  |  |   |  |  |  |   |

# City of Bloomington

## Area #1B: South-West Annexation Area - Tax Impacts Analysis

Note (1): This section shows the inc/(dec) in tax bills due to differences between township fire protection rates and the Monroe Fire Protection District fire rate

| Owner Name  | Parcel #                 | Waiver | Annexation Area | AG | 2020 Pay 2021 Gross AV | 2020 Pay 2021 Deductions/Exemptions | 2020 Pay 2021 NAV | Pre-Annex 2020 Pay 2021 Prop Tax Rate | Post-Annex Prop Tax Rate | Pre-Annex Tax Bill | Post-Annex Tax Bill | Net Tax Bill Increase Due Solely to AV Growth (12% - Aggregate over 4 years) | Net Tax Bill Increase Due to Difference Between Fire Rates (1) | Net Tax Bill Increase Due to Annexation | Total Post-Annexation Net Tax Bill Increase | Benefit 1 Yearly Sewer Bill Savings (@ 4000 Gal/Month) | Benefit 2 Yearly Fire Protection (Water Surcharge) Savings | Post-Annex Net of Benefits |
|---|--------------------------|--------|-----------------|----|------------------------|-------------------------------------|-------------------|---------------------------------------|--------------------------|--------------------|---------------------|--|--|---|---|--|--|----------------------------|
| Joe Kemp Construction LLC                         | 53-08-17-304-081.000-008 | 1447   | 1B              | N  | \$ 30,000              | \$ -                                | \$ 30,000         | \$ 1.5437                             | \$ 2.2845                | \$ 463.12          | \$ 767.59           | \$ 82.24   | \$ -   | \$ 222.23                               | \$ 304.47                                   | \$ -   | \$ -   | \$ 304.47                  |
| Joe Kemp Construction LLC                         | 53-08-17-304-031.000-008 | 1447   | 1B              | N  | \$ 30,000              | \$ -                                | \$ 30,000         | \$ 1.5437                             | \$ 2.2845                | \$ 463.12          | \$ 32.36            | \$ 3.47  | \$ -   | \$ (434.23)                             | \$ (430.76)                                 | \$ -   | \$ -   | \$ (430.76)                |
| Joe Kemp Construction LLC                         | 53-08-17-304-085.000-008 | 1447   | 1B              | N  | \$ 30,000              | \$ -                                | \$ 30,000         | \$ 1.5437                             | \$ 2.2845                | \$ 463.12          | \$ 767.59           | \$ 82.24   | \$ -   | \$ 222.23                               | \$ 304.47                                   | \$ -   | \$ -   | \$ 304.47                  |
| Joe Kemp Construction LLC                         | 53-08-17-304-030.000-008 | 1447   | 1B              | N  | \$ 30,000              | \$ -                                | \$ 30,000         | \$ 1.5437                             | \$ 2.2845                | \$ 463.12          | \$ 767.59           | \$ 82.24   | \$ -   | \$ 222.23                               | \$ 304.47                                   | \$ -   | \$ -   | \$ 304.47                  |
| Bruce, Kevin E R                                  | 53-08-17-301-113.000-008 | 1599   | 1B              | N  | \$ 214,700             | \$ 107,395                          | \$ 107,305        | \$ 1.5437                             | \$ 2.2845                | \$ 1,597.72        | \$ 2,520.38         | \$ 270.05  | \$ -   | \$ 652.61                               | \$ 922.66                                   | \$ 69.36   | \$ 22.20   | \$ 831.10                  |
| Bennett, Kathryn E                                | 53-08-17-301-162.000-008 | 1599   | 1B              | N  | \$ 220,000             | \$ 109,250                          | \$ 110,750        | \$ 1.5437                             | \$ 2.2845                | \$ 1,649.04        | \$ 2,583.45         | \$ 276.80  | \$ -   | \$ 657.61                               | \$ 934.41                                   | \$ 69.36   | \$ 22.20   | \$ 842.85                  |
| Russell, Renee Faith                              | 53-08-17-301-115.000-008 | 1599   | 1B              | N  | \$ 226,500             | \$ 111,525                          | \$ 114,975        | \$ 1.5437                             | \$ 2.2845                | \$ 1,711.94        | \$ 2,660.81         | \$ 285.09  | \$ -   | \$ 663.78                               | \$ 948.87                                   | \$ 69.36   | \$ 22.20   | \$ 857.31                  |
| Argenti, Philip E                                 | 53-08-17-301-197.000-008 | 1599   | 1B              | N  | \$ 256,600             | \$ 122,600                          | \$ 134,540        | \$ 1.5437                             | \$ 2.2845                | \$ 2,003.24        | \$ 3,019.03         | \$ 323.47  | \$ -   | \$ 692.32                               | \$ 1,015.79                                 | \$ 69.36   | \$ 22.20   | \$ 924.23                  |
| Trevino, Yolanda                                  | 53-08-17-301-129.000-008 | 1599   | 1B              | N  | \$ 187,900             | \$ -                                | \$ 187,900        | \$ 1.5437                             | \$ 2.2845                | \$ 2,900.60        | \$ 4,411.62         | \$ 472.67  | \$ -   | \$ 1,038.35                             | \$ 1,511.02                                 | \$ 69.36   | \$ 22.20   | \$ 1,419.46                |
| Wells, Tyler G & Sarah L                          | 53-08-17-301-178.000-008 | 1599   | 1B              | N  | \$ 234,500             | \$ 114,325                          | \$ 120,175        | \$ 1.5437                             | \$ 2.2845                | \$ 1,789.36        | \$ 2,756.02         | \$ 295.29  | \$ -   | \$ 671.37                               | \$ 966.66                                   | \$ 69.36   | \$ 22.20   | \$ 875.10                  |
| Nguyen, Mui & Duong, Mui Thu Thi                  | 53-08-17-301-180.000-008 | 1599   | 1B              | N  | \$ 179,300             | \$ 95,005                           | \$ 84,295         | \$ 1.5437                             | \$ 2.2845                | \$ 1,255.12        | \$ 2,080.31         | \$ 222.88  | \$ -   | \$ 602.31                               | \$ 825.19                                   | \$ 69.36   | \$ 22.20   | \$ 733.63                  |
| Velazco, Joe; Hale-Velazco, Alice M               | 53-08-17-301-200.000-008 | 1599   | 1B              | N  | \$ 175,300             | \$ 93,605                           | \$ 81,695         | \$ 1.5437                             | \$ 2.2845                | \$ 1,216.40        | \$ 2,016.14         | \$ 216.01  | \$ -   | \$ 583.73                               | \$ 799.74                                   | \$ 69.36   | \$ 22.20   | \$ 708.18                  |
| Love, Louis Tyrone Jr                             | 53-08-17-301-143.000-008 | 1599   | 1B              | N  | \$ 175,300             | \$ -                                | \$ 175,300        | \$ 1.5437                             | \$ 2.2845                | \$ 2,706.12        | \$ 4,115.79         | \$ 440.98  | \$ -   | \$ 968.69                               | \$ 1,409.67                                 | \$ 69.36   | \$ 22.20   | \$ 1,318.11                |
| Hawkins, Lloyd P Jr                               | 53-08-17-301-135.000-008 | 1599   | 1B              | N  | \$ 232,500             | \$ 138,585                          | \$ 93,915         | \$ 1.5437                             | \$ 2.2845                | \$ 1,398.36        | \$ 2,317.73         | \$ 248.33  | \$ -   | \$ 671.04                               | \$ 919.37                                   | \$ 69.36   | \$ 22.20   | \$ 827.81                  |
| Pak, Jason J & Kyoung                             | 53-08-17-301-169.000-008 | 1599   | 1B              | N  | \$ 221,200             | \$ 109,670                          | \$ 111,530        | \$ 1.5437                             | \$ 2.2845                | \$ 1,660.64        | \$ 2,597.74         | \$ 278.34  | \$ -   | \$ 658.76                               | \$ 937.10                                   | \$ 69.36   | \$ 22.20   | \$ 845.54                  |
| Webster, Terry                                    | 53-08-20-100-030.034-008 | 2266   | 1B              | N  | \$ 279,700             | \$ 130,145                          | \$ 149,555        | \$ 1.5437                             | \$ 2.2845                | \$ 2,226.82        | \$ 3,293.95         | \$ 352.93  | \$ -   | \$ 714.20                               | \$ 1,067.13                                 | \$ -   | \$ -   | \$ 1,067.13                |
| Phelps, Mark                                      | 53-08-20-100-030.035-008 | 2266   | 1B              | N  | \$ 281,100             | \$ 127,635                          | \$ 153,465        | \$ 1.5437                             | \$ 2.2845                | \$ 2,825.04        | \$ 3,313.85         | \$ 355.06  | \$ -   | \$ 673.75                               | \$ 1,028.81                                 | \$ -   | \$ -   | \$ 1,028.81                |
| Rutherford, Scott E & Lynn C                      | 53-08-20-100-030.036-008 | 2266   | 1B              | N  | \$ 320,500             | \$ 144,425                          | \$ 176,075        | \$ 1.5437                             | \$ 2.2845                | \$ 2,621.68        | \$ 3,779.51         | \$ 404.95  | \$ -   | \$ 752.88                               | \$ 1,157.83                                 | \$ -   | \$ -   | \$ 1,157.83                |
| Puntney, Jodi                                     | 53-08-20-100-030.037-008 | 2266   | 1B              | N  | \$ 322,300             | \$ 145,055                          | \$ 177,245        | \$ 1.5437                             | \$ 2.2845                | \$ 2,639.12        | \$ 3,800.92         | \$ 407.23  | \$ -   | \$ 754.57                               | \$ 1,161.80                                 | \$ -   | \$ -   | \$ 1,161.80                |
| Best, Jerry & Judith Joint Revocable Living Trust | 53-08-20-100-030.038-008 | 2266   | 1B              | N  | \$ 322,200             | \$ 142,020                          | \$ 180,180        | \$ 1.5437                             | \$ 2.2845                | \$ 2,682.80        | \$ 3,802.98         | \$ 407.47  | \$ -   | \$ 712.71                               | \$ 1,120.18                                 | \$ -   | \$ -   | \$ 1,120.18                |
| Curran, Kevin Barry                               | 53-08-20-100-030.039-008 | 2266   | 1B              | N  | \$ 301,300             | \$ 137,705                          | \$ 163,595        | \$ 1.5437                             | \$ 2.2845                | \$ 2,435.88        | \$ 3,551.00         | \$ 380.46  | \$ -   | \$ 734.66                               | \$ 1,115.12                                 | \$ -   | \$ -   | \$ 1,115.12                |
| Dowdy, Terry W & Cynthia A                        | 53-08-20-100-030.040-008 | 2266   | 1B              | N  | \$ 291,800             | \$ 134,380                          | \$ 157,420        | \$ 1.5437                             | \$ 2.2845                | \$ 2,343.92        | \$ 3,437.94         | \$ 368.34  | \$ -   | \$ 725.68                               | \$ 1,094.02                                 | \$ -   | \$ -   | \$ 1,094.02                |
| Lohmann, David K & Julie A Joint Revocable Trust  | 53-08-20-100-030.041-008 | 2266   | 1B              | N  | \$ 283,000             | \$ 131,300                          | \$ 151,700        | \$ 1.5437                             | \$ 2.2845                | \$ 2,258.76        | \$ 3,333.22         | \$ 357.13  | \$ -   | \$ 717.33                               | \$ 1,074.46                                 | \$ -   | \$ -   | \$ 1,074.46                |
| Stevenson, William Gary & Linda Maria             | 53-08-20-100-030.042-008 |        | 1B              | N  | \$ 275,900             | \$ 128,815                          | \$ 147,085        | \$ 1.5437                             | \$ 2.2845                | \$ 2,190.04        | \$ 3,248.72         | \$ 348.07  | \$ -   | \$ 710.60                               | \$ 1,058.68                                 | \$ 69.36   | \$ 22.20   | \$ 967.12                  |
| Feagans, Gail A                                   | 53-08-20-100-030.043-008 |        | 1B              | N  | \$ 321,000             | \$ 141,600                          | \$ 179,400        | \$ 1.5437                             | \$ 2.2845                | \$ 2,671.20        | \$ 3,788.69         | \$ 405.93  | \$ -   | \$ 711.56                               | \$ 1,117.49                                 | \$ 69.36   | \$ 22.20   | \$ 1,025.93                |
| Reif, Amy Elizabeth                               | 53-08-20-100-030.044-008 |        | 1B              | N  | \$ 315,900             | \$ 139,815                          | \$ 176,085        | \$ 1.5437                             | \$ 2.2845                | \$ 2,621.84        | \$ 3,727.99         | \$ 399.42  | \$ -   | \$ 706.73                               | \$ 1,106.15                                 | \$ 69.36   | \$ 22.20   | \$ 1,014.59                |
| Harper, Mark L & Joyce M                          | 53-08-20-100-030.045-008 |        | 1B              | N  | \$ 277,000             | \$ 126,200                          | \$ 150,800        | \$ 1.5437                             | \$ 2.2845                | \$ 2,245.36        | \$ 3,265.05         | \$ 349.83  | \$ -   | \$ 669.86                               | \$ 1,019.69                                 | \$ 69.36   | \$ 22.20   | \$ 928.13                  |
| Titzer, Jamie K                                   | 53-08-20-100-030.046-008 |        | 1B              | N  | \$ 279,800             | \$ 130,180                          | \$ 149,620        | \$ 1.5437                             | \$ 2.2845                | \$ 2,227.78        | \$ 3,295.13         | \$ 353.04  | \$ -   | \$ 714.30                               | \$ 1,067.35                                 | \$ 69.36   | \$ 22.20   | \$ 975.79                  |
| Ewer, Amanda N & Jeffrey R                        | 53-08-17-303-019.000-008 | 1599   | 1B              | N  | \$ 183,600             | \$ 96,510                           | \$ 87,090         | \$ 1.5437                             | \$ 2.2845                | \$ 1,296.74        | \$ 2,149.30         | \$ 230.29  | \$ -   | \$ 622.28                               | \$ 852.56                                   | \$ 69.36   | \$ 22.20   | \$ 761.00                  |
| Chantar, Pornchanok                               | 53-08-17-303-006.000-008 | 1599   | 1B              | N  | \$ 188,700             | \$ 98,295                           | \$ 90,405         | \$ 1.5437                             | \$ 2.2845                | \$ 1,346.08        | \$ 2,210.96         | \$ 236.90  | \$ -   | \$ 627.98                               | \$ 864.88                                   | \$ 69.36   | \$ 22.20   | \$ 773.32                  |
| Parsons, Connie Lee                               | 53-08-17-303-015.000-008 | 1599   | 1B              | N  | \$ 159,000             | \$ 84,900                           | \$ 74,100         | \$ 1.5437                             | \$ 2.2845                | \$ 1,103.32        | \$ 1,828.72         | \$ 195.93  | \$ -   | \$ 529.46                               | \$ 725.40                                   | \$ 69.36   | \$ 22.20   | \$ 633.84                  |
| Russell, Jerry I & Mariana                        | 53-08-17-303-005.000-008 | 1599   | 1B              | N  | \$ 187,600             | \$ 97,910                           | \$ 89,690         | \$ 1.5437                             | \$ 2.2845                | \$ 1,335.44        | \$ 2,197.86         | \$ 235.49  | \$ -   | \$ 626.93                               | \$ 862.42                                   | \$ 69.36   | \$ 22.20   | \$ 770.86                  |
| Mikolaitis, Peter J & Mary Beth                   | 53-08-17-303-023.000-008 | 1599   | 1B              | N  | \$ 159,600             | \$ 88,110                           | \$ 71,490         | \$ 1.5437                             | \$ 2.2845                | \$ 1,064.46        | \$ 1,764.31         | \$ 189.04  | \$ -   | \$ 510.81                               | \$ 699.85                                   | \$ 69.36   | \$ 22.20   | \$ 608.29                  |
| Brookbank, Sherry A                               | 53-08-17-303-014.000-008 | 1599   | 1B              | N  | \$ 172,400             | \$ 92,590                           | \$ 79,810         | \$ 1.5437                             | \$ 2.2845                | \$ 1,188.34        | \$ 1,969.62         | \$ 211.03  | \$ 364.37  | \$ 570.26                               | \$ 781.28                                   | \$ 69.36   | \$ 22.20   | \$ 689.72                  |
| Martin, Sarah A & Michael B                       | 53-08-17-303-010.000-008 | 1599   | 1B              | N  | \$ 210,200             | \$ 105,820                          | \$ 104,380        | \$ 1.5437                             | \$ 2.2845                | \$ 1,554.16        | \$ 2,466.83         | \$ 264.31  | \$ -   | \$ 648.36                               | \$ 912.67                                   | \$ 69.36   | \$ 22.20   | \$ 821.11                  |
| Faith, Pamela                                     | 53-08-17-303-007.000-008 | 1599   | 1B              | N  | \$ 159,400             | \$ 88,040                           | \$ 71,360         | \$ 1.5437                             | \$ 2.2845                | \$ 1,062.52        | \$ 1,761.09         | \$ 188.68  | \$ -   | \$ 509.89                               | \$ 698.57                                   | \$ 69.36   | \$ 22.20   | \$ 607.01                  |
| Ebel-Orr, Faye E                                  | 53-08-17-303-002.000-008 | 1599   | 1B              | N  | \$ 155,300             | \$ 83,605                           | \$ 71,695         | \$ 1.5437                             | \$ 2.2845                | \$ 1,067.52        | \$ 1,769.36         | \$ 189.57  | \$ -   | \$ 512.28                               | \$ 701.84                                   | \$ 69.36   | \$ 22.20   | \$ 610.28                  |
| Toto, Jairo E; Madera, Rosa M                     | 53-08-17-303-001.000-008 | 1599   | 1B              | N  | \$ 193,100             | \$ 99,835                           | \$ 93,265         | \$ 1.5437                             | \$ 2.2845                | \$ 1,388.68        | \$ 2,263.32         | \$ 242.50  | \$ -   | \$ 632.13                               | \$ 874.64                                   | \$ 69.36   | \$ 22.20   | \$ 783.08                  |
| Dobbs, Charles M & Ann R                          | 53-08-20-100-030.047-008 |        | 1B              | N  | \$ 272,900             | \$ 124,765                          | \$ 148,135        | \$ 1.5437                             | \$ 2.2845                | \$ 2,205.68        | \$ 3,216.25         | \$ 344.59  | \$ -   | \$ 665.97                               | \$ 1,010.57                                 | \$ 69.36   | \$ 22.20   | \$ 919.01                  |
| Baywood LLC                                       | 53-08-20-100-030.098-008 |        | 1B              | N  | \$ -                   | \$ -                                | \$ -              | \$ 1.5437                             | \$ 2.2845                | \$ -               | \$ -                | \$ -   | \$ -   | \$ -                                    | \$ -  | \$ -   | \$ -   | \$ -                       |
| E R W Corp  | 53-08-20-100-030.099-008 | 2264   | 1B              | N  | \$ -                   | \$ -                                | \$ -              | \$ 1.5437                             | \$ 2.2845                | \$ -               | \$ -                | \$ -   | \$ -   | \$ -                                    | \$ -  | \$ -   | \$ -   | \$ -                       |
| Papke, Norman & Arlyss                            | 53-08-20-105-002.000-008 | 1844   | 1B              | N  | \$ 239,200             | \$ 112,970                          | \$ 126,230        | \$ 1.5437                             | \$ 2.2845                | \$ 1,879.52        | \$ 2,815.19         | \$ 301.64  | \$ -   | \$ 634.04                               | \$ 935.67                                   | \$ 69.36   | \$ 37.08   | \$ 829.23                  |
| Connelly, David M & Cassandra L                   | 53-08-20-105-007.000-008 | 2403   | 1B              | N  | \$ 276,000             | \$ 125,850                          | \$ 150,150        | \$ 1.5437                             | \$ 2.2845                | \$ 2,235.68        | \$ 3,253.15         | \$ 348.55  | \$ -   | \$ 668.91                               | \$ 1,017.47                                 | \$ 69.36   | \$ 22.20   | \$ 925.91                  |
| Todd, Danny J & Cathy Ann                         | 53-08-20-105-004.000-008 |        | 1B              | N  | \$ 208,100             | \$ 101,910                          | \$ 106,190        | \$ 1.5437                             | \$ 2.2845                | \$ 1,581.40        | \$ 2,451.91         | \$ 262.71  | \$ -   | \$ 607.80                               | \$ 870.51                                   | \$ 69.36   | \$ 22.20   | \$ 778.95                  |
| Miller, Joel J General Trust                      | 53-08-20-105-006.000-008 | 1720   | 1B              | N  | \$ 217,300             | \$ -                                | \$ 217,300        | \$ 1.5437                             | \$ 2.2845                | \$ 3,354.46        | \$ 5,102.94         | \$ 546.74  | \$ -   | \$ 1,201.74                             | \$ 1,748.48                                 | \$ 69.36   | \$ 22.20   | \$ 1,656.92                |
| Gunderson, Mark H & Pilar                         | 53-08-20-105-005.000-008 |        | 1B              | N  | \$ 258,100             | \$ 120,555                          | \$ 137,545        | \$ 1.5437                             | \$ 2.2845                | \$ 2,049.52        | \$ 3,042.72         | \$ 326.00  | \$ -   | \$ 667.21                               | \$ 993.20                                   | \$ 69.36   | \$ 22.20   | \$ 901.64                  |
| Hepfer, Nasrin                                    | 53-08-17-102-067.000-008 |        | 1B              | N  | \$ 151,500             | \$ 82,275                           | \$ 69,225         | \$ 1.5437                             | \$ 2.2845                | \$ 1,030.74        | \$ 1,708.41         | \$ 183.04  | \$ -   | \$ 494.63                               | \$ 677.67                                   | \$ 69.36   | \$ 14.76   | \$ 593.55                  |
| Higginbotham, Warren R & Kristina R               | 53-08-17-102-048.000-008 |        | 1B              | N  | \$ 153,900             | \$ -                                | \$ 153,900        | \$ 1.5437                             | \$ 2.2845                | \$ 2,375.76        |                     |  |  |   |   |  |  |                            |

# City of Bloomington

## Area #1B: South-West Annexation Area - Tax Impacts Analysis

Note (1): This section shows the inc/(dec) in tax bills due to differences between township fire protection rates and the Monroe Fire Protection District fire rate

| Owner Name                                 | Parcel #                 | Waiver | Annexation Area | AG | 2020 Pay 2021 Gross AV | 2020 Pay 2021 Deductions /Exemptions | 2020 Pay 2021 NAV | Pre-Annex 2020 Pay 2021 Prop Tax Rate | Post-Annex Prop Tax Rate | Pre-Annex Tax Bill | Post-Annex Tax Bill | Net Tax Bill Increase Due Solely to AV Growth (12% - Aggregate over 4 years) | Net Tax Bill Increase Due to Difference Between Fire Rates (1) | Net Tax Bill Increase Due to Annexation | Total Post-Annexation Net Tax Bill Increase | Benefit 1 Yearly Sewer Bill Savings (@ 4000 Gal/Month) | Benefit 2 Yearly Fire Protection (Water Surcharge) Savings | Post-Annex Tax Bill Inc/(Dec) Net of Benefits |
|--|--------------------------|--------|-----------------|----|------------------------|--------------------------------------|-------------------|---------------------------------------|--------------------------|--------------------|---------------------|--|--|---|---|--|--|---|
| Richardson, Jamie L & Sarah J              | 53-08-17-301-086.000-008 | 1946   | 1B              | N  | \$ 427,800             | \$ 173,755                           | \$ 254,045        | \$ 1.5437                             | \$ 2.2845                | \$ 3,793.84        | \$ 5,304.56         | \$ 568.34  | \$ -   | \$ 942.38                               | \$ 1,510.72                                 | \$ 69.36   | \$ 22.20   | \$ 1,419.16                                   |
| Kulis, James M & Harriet M                 | 53-08-17-301-211.000-008 | 1948   | 1B              | N  | \$ 353,700             | \$ 156,045                           | \$ 197,655        | \$ 1.5437                             | \$ 2.2845                | \$ 2,943.00        | \$ 4,174.63         | \$ 447.29  | \$ -   | \$ 784.34                               | \$ 1,231.63                                 | \$ 69.36   | \$ 22.20   | \$ 1,140.07                                   |
| Kinser, Dana H                             | 53-08-17-301-087.000-008 | 2054   | 1B              | N  | \$ 292,200             | \$ 3,000                             | \$ 289,200        | \$ 1.5437                             | \$ 2.2845                | \$ 4,464.38        | \$ 6,857.20         | \$ 734.70  | \$ -   | \$ 1,658.12                             | \$ 2,392.82                                 | \$ 69.36   | \$ 22.20   | \$ 2,301.26                                   |
| Conner, David E & Michele L                | 53-08-17-301-088.000-008 | 2086   | 1B              | N  | \$ 402,400             | \$ 173,090                           | \$ 229,310        | \$ 1.5437                             | \$ 2.2845                | \$ 3,414.34        | \$ 4,754.20         | \$ 509.38  | \$ -   | \$ 830.49                               | \$ 1,339.86                                 | \$ 69.36   | \$ 22.20   | \$ 1,248.30                                   |
| Adams, Patrick & Elizabeth                 | 53-08-17-301-155.000-008 | 1945   | 1B              | N  | \$ 386,500             | \$ 167,525                           | \$ 218,975        | \$ 1.5437                             | \$ 2.2845                | \$ 3,260.46        | \$ 4,564.98         | \$ 489.10  | \$ -   | \$ 815.41                               | \$ 1,304.52                                 | \$ 69.36   | \$ 22.20   | \$ 1,212.96                                   |
| Rensink, Jay & Jill                        | 53-01-40-785-699.000-008 | 1455   | 1B              | N  | \$ 360,000             | \$ 155,250                           | \$ 204,750        | \$ 1.5437                             | \$ 2.2845                | \$ 3,048.64        | \$ 4,252.84         | \$ 455.66  | \$ -   | \$ 748.53                               | \$ 1,204.20                                 | \$ 69.36   | \$ 22.20   | \$ 1,112.64                                   |
| Mullins, Matthew L & Debra J Kakos         | 53-08-17-301-004.000-008 |        | 1B              | N  | \$ 340,100             | \$ 148,285                           | \$ 191,815        | \$ 1.5437                             | \$ 2.2845                | \$ 2,856.04        | \$ 4,016.01         | \$ 430.29  | \$ -   | \$ 729.68                               | \$ 1,159.97                                 | \$ 69.36   | \$ 22.20   | \$ 1,068.41                                   |
| Musselman Family Revocable Trust           | 53-08-17-301-044.000-008 | 2227   | 1B              | N  | \$ 283,400             | \$ 128,440                           | \$ 154,960        | \$ 1.5437                             | \$ 2.2845                | \$ 2,307.30        | \$ 3,341.21         | \$ 357.98  | \$ -   | \$ 675.93                               | \$ 1,033.91                                 | \$ 69.36   | \$ 22.20   | \$ 942.35                                     |
| Nguyen, Kevin D & Natalie S                | 53-08-17-301-089.000-008 | 2154   | 1B              | N  | \$ 348,800             | \$ 154,330                           | \$ 194,470        | \$ 1.5437                             | \$ 2.2845                | \$ 2,895.58        | \$ 4,116.30         | \$ 441.03  | \$ -   | \$ 779.69                               | \$ 1,220.72                                 | \$ 69.36   | \$ 22.20   | \$ 1,129.16                                   |
| Burns, Stephen A & Elsnor , Ann E          | 53-08-17-301-045.000-008 | 2083   | 1B              | N  | \$ 376,400             | \$ -                                 | \$ 376,400        | \$ 1.5437                             | \$ 2.2845                | \$ 5,810.48        | \$ 8,889.81         | \$ 952.48  | \$ -   | \$ 2,126.85                             | \$ 3,079.33                                 | \$ 69.36   | \$ 22.20   | \$ 2,987.77                                   |
| Burns, Stephen A & Elsnor, Ann E           | 53-08-17-301-090.000-008 |        | 1B              | N  | \$ 48,600              | \$ -                                 | \$ 48,600         | \$ 1.5437                             | \$ 2.2845                | \$ 750.24          | \$ 1,243.49         | \$ 133.23  | \$ -   | \$ 360.02                               | \$ 493.25                                   | \$ -   | \$ -   | \$ 493.25                                     |
| Munden, Ryan B & Jenny I                   | 53-08-17-301-103.000-008 | 2198   | 1B              | N  | \$ 455,100             | \$ 190,030                           | \$ 265,070        | \$ 1.5437                             | \$ 2.2845                | \$ 3,947.52        | \$ 5,366.71         | \$ 575.00  | \$ -   | \$ 844.19                               | \$ 1,419.19                                 | \$ 69.36   | \$ 22.20   | \$ 1,327.63                                   |
| Kawanishi, Hideki & Tammy                  | 53-08-17-301-094.000-008 | 2085   | 1B              | N  | \$ 332,400             | \$ 145,590                           | \$ 186,810        | \$ 1.5437                             | \$ 2.2845                | \$ 2,781.52        | \$ 3,924.36         | \$ 420.46  | \$ -   | \$ 722.38                               | \$ 1,142.84                                 | \$ 69.36   | \$ 22.20   | \$ 1,051.28                                   |
| Smith, Nicholas G & Tiffany S Hoyt-smith   | 53-08-17-301-104.000-008 | 2053   | 1B              | N  | \$ 428,100             | \$ 182,085                           | \$ 246,015        | \$ 1.5437                             | \$ 2.2845                | \$ 3,663.08        | \$ 5,060.07         | \$ 542.15  | \$ -   | \$ 854.83                               | \$ 1,396.99                                 | \$ 69.36   | \$ 22.20   | \$ 1,305.43                                   |
| Huck, Wayne R & Joyce M                    | 53-08-17-301-189.000-008 | 2065   | 1B              | N  | \$ 312,100             | \$ 141,485                           | \$ 170,615        | \$ 1.5437                             | \$ 2.2845                | \$ 2,540.40        | \$ 3,679.54         | \$ 394.24  | \$ -   | \$ 744.90                               | \$ 1,139.14                                 | \$ 69.36   | \$ 22.20   | \$ 1,047.58                                   |
| Barton, Richard K & Susan H                | 53-08-17-301-002.000-008 | 2063   | 1B              | N  | \$ 397,800             | \$ 171,480                           | \$ 226,320        | \$ 1.5437                             | \$ 2.2845                | \$ 3,369.82        | \$ 4,699.45         | \$ 503.51  | \$ -   | \$ 826.13                               | \$ 1,329.63                                 | \$ 69.36   | \$ 22.20   | \$ 1,238.07                                   |
| Noel, Bradley C & Joni S                   | 53-08-17-301-003.000-008 | 2014   | 1B              | N  | \$ 261,100             | \$ 123,635                           | \$ 137,465        | \$ 1.5437                             | \$ 2.2845                | \$ 2,046.80        | \$ 3,072.59         | \$ 329.21  | \$ -   | \$ 696.58                               | \$ 1,025.79                                 | \$ 69.36   | \$ 22.20   | \$ 934.23                                     |
| State Of Indiana                           | 53-08-19-200-025.000-008 |        | 1B              | N  | \$ -                   | \$ -                                 | \$ -              | \$ 1.5437                             | \$ 2.2845                | \$ -               | \$ -                | \$ -   | \$ -   | \$ -                                    | \$ -  | \$ -   | \$ -   | \$ -  |
| State Of Indiana                           | 53-08-19-200-062.000-008 |        | 1B              | N  | \$ -                   | \$ -                                 | \$ -              | \$ 1.5437                             | \$ 2.2845                | \$ -               | \$ -                | \$ -   | \$ -   | \$ -                                    | \$ -  | \$ -   | \$ -   | \$ -  |
| Wampler Family Trust                       | 53-08-17-102-014.000-008 | 1190   | 1B              | N  | \$ 141,100             | \$ 117,420                           | \$ 23,680         | \$ 1.5437                             | \$ 2.2845                | \$ 9.12            | \$ 584.41           | \$ 62.62   | \$ -   | \$ 512.67                               | \$ 575.29                                   | \$ 69.36   | \$ 14.76   | \$ 491.17                                     |
| Slota, Timothy A & Dorothy J               | 53-01-43-560-000.000-008 |        | 1B              | N  | \$ 349,400             | \$ 154,540                           | \$ 194,860        | \$ 1.5437                             | \$ 2.2845                | \$ 2,901.40        | \$ 4,123.44         | \$ 441.79  | \$ -   | \$ 780.25                               | \$ 1,222.04                                 | \$ 69.36   | \$ 22.20   | \$ 1,130.48                                   |
| Ray, Robert W                              | 53-08-17-407-037.000-008 | 1219   | 1B              | N  | \$ 132,400             | \$ 78,555                            | \$ 53,845         | \$ 1.5437                             | \$ 2.2845                | \$ 801.74          | \$ 1,328.84         | \$ 142.37  | \$ -   | \$ 384.73                               | \$ 527.10                                   | \$ 69.36   | \$ 22.20   | \$ 435.54                                     |
| Duncan, Brandon                            | 53-08-17-401-010.000-008 |        | 1B              | N  | \$ 13,100              | \$ -                                 | \$ 13,100         | \$ 1.5437                             | \$ 2.2845                | \$ 202.22          | \$ 335.18           | \$ 35.91   | \$ -   | \$ 97.05                                | \$ 132.96                                   | \$ -   | \$ -   | \$ 132.96                                     |
| Price, C Sean & McIntosh, Jessica L        | 53-08-17-102-004.000-008 |        | 1B              | N  | \$ 142,000             | \$ 81,950                            | \$ 60,050         | \$ 1.5437                             | \$ 2.2845                | \$ 894.12          | \$ 1,481.98         | \$ 158.78  | \$ -   | \$ 429.07                               | \$ 587.86                                   | \$ 69.36   | \$ 22.20   | \$ 496.30                                     |
| Whiteman, Roy S & Lavon J Trust            | 53-08-20-301-006.000-008 |        | 1B              | N  | \$ 92,100              | \$ -                                 | \$ 92,100         | \$ 1.5437                             | \$ 2.2845                | \$ 1,421.76        | \$ 2,162.38         | \$ 231.68  | \$ -   | \$ 508.93                               | \$ 740.62                                   | \$ -   | \$ -   | \$ 740.62                                     |
| Whiteman, Roy S & Lavon J Trust            | 53-08-20-301-007.000-008 |        | 1B              | N  | \$ 199,200             | \$ 98,970                            | \$ 100,230        | \$ 1.5437                             | \$ 2.2845                | \$ 1,492.40        | \$ 2,339.15         | \$ 250.63  | \$ -   | \$ 596.12                               | \$ 846.75                                   | \$ -   | \$ -   | \$ 846.75                                     |
| Dyer, Henry L & Ruby J.                    | 53-08-20-301-008.000-008 |        | 1B              | N  | \$ 223,600             | \$ 106,135                           | \$ 117,465        | \$ 1.5437                             | \$ 2.2845                | \$ 1,754.20        | \$ 2,723.84         | \$ 291.84  | \$ -   | \$ 677.80                               | \$ 969.64                                   | \$ -   | \$ -   | \$ 969.64                                     |
| Southern, Joseph Lee & Maxine              | 53-08-20-301-002.000-008 |        | 1B              | N  | \$ 195,000             | \$ 109,035                           | \$ 85,965         | \$ 1.5437                             | \$ 2.2845                | \$ 1,279.98        | \$ 2,121.53         | \$ 227.31  | \$ -   | \$ 614.24                               | \$ 841.55                                   | \$ -   | \$ -   | \$ 841.55                                     |
| Jeffress, Tammy L                          | 53-08-20-301-005.000-008 |        | 1B              | N  | \$ 238,700             | \$ 113,030                           | \$ 125,670        | \$ 1.5437                             | \$ 2.2845                | \$ 1,873.86        | \$ 2,840.58         | \$ 304.34  | \$ -   | \$ 662.38                               | \$ 966.72                                   | \$ -   | \$ -   | \$ 966.72                                     |
| Kaplan, John B, Miller-Kaplan, Samantha    | 53-08-20-301-003.000-008 |        | 1B              | N  | \$ 249,300             | \$ 118,700                           | \$ 130,600        | \$ 1.5437                             | \$ 2.2845                | \$ 1,944.58        | \$ 2,907.26         | \$ 311.49  | \$ -   | \$ 651.19                               | \$ 962.68                                   | \$ -   | \$ -   | \$ 962.68                                     |
| Whiteman, Roy S & Lavon J Trustees         | 53-08-20-301-004.000-008 |        | 1B              | N  | \$ 9,300               | \$ -                                 | \$ 9,300          | \$ 1.5437                             | \$ 2.2845                | \$ 143.56          | \$ 237.95           | \$ 25.49   | \$ -   | \$ 68.90                                | \$ 94.39                                    | \$ -   | \$ -   | \$ 94.39                                      |
| City of Bloomington, Indiana               | 53-08-20-301-001.000-008 |        | 1B              | N  | \$ -                   | \$ -                                 | \$ -              | \$ 1.5437                             | \$ 2.2845                | \$ -               | \$ -                | \$ -   | \$ -   | \$ -                                    | \$ -  | \$ -   | \$ -   | \$ -  |
| City of Bloomington, Indiana               | 53-08-20-301-011.000-008 |        | 1B              | N  | \$ -                   | \$ -                                 | \$ -              | \$ 1.5437                             | \$ 2.2845                | \$ -               | \$ -                | \$ -   | \$ -   | \$ -                                    | \$ -  | \$ -   | \$ -   | \$ -  |
| Teare, Glenn A JR & Jennifer R             | 53-08-17-104-010.000-008 | 1236   | 1B              | N  | \$ 143,100             | \$ 79,335                            | \$ 63,765         | \$ 1.5437                             | \$ 2.2845                | \$ 949.44          | \$ 1,573.67         | \$ 168.61  | \$ -   | \$ 455.62                               | \$ 624.23                                   | \$ 69.36   | \$ 14.76   | \$ 540.11                                     |
| Shields, Donna Jo                          | 53-08-17-102-042.000-008 |        | 1B              | N  | \$ 138,900             | \$ 79,850                            | \$ 59,050         | \$ 1.5437                             | \$ 2.2845                | \$ 879.24          | \$ 1,457.30         | \$ 156.14  | \$ -   | \$ 421.92                               | \$ 578.06                                   | \$ 69.36   | \$ 22.20   | \$ 486.50                                     |
| Haurly, Michael W                          | 53-08-17-102-071.000-008 |        | 1B              | N  | \$ 138,400             | \$ 77,690                            | \$ 60,710         | \$ 1.5437                             | \$ 2.2845                | \$ 903.96          | \$ 1,498.26         | \$ 160.52  | \$ -   | \$ 433.78                               | \$ 594.30                                   | \$ 69.36   | \$ 22.20   | \$ 502.74                                     |
| Nentrup, Susan Jane                        | 53-08-17-100-013.000-008 |        | 1B              | N  | \$ 91,200              | \$ 64,170                            | \$ 27,030         | \$ 1.5437                             | \$ 2.2845                | \$ 402.46          | \$ 667.08           | \$ 71.48   | \$ -   | \$ 193.14                               | \$ 264.62                                   | \$ 69.36   | \$ 14.76   | \$ 180.50                                     |
| Parameswaran, Manoj & Spotts, Elizabeth H  | 53-08-17-301-144.000-008 | 1599   | 1B              | N  | \$ 226,700             | \$ 111,420                           | \$ 115,280        | \$ 1.5437                             | \$ 2.2845                | \$ 1,716.48        | \$ 2,657.78         | \$ 284.77  | \$ -   | \$ 656.53                               | \$ 941.30                                   | \$ 69.36   | \$ 22.20   | \$ 849.74                                     |
| Lin, En, Li, Na                            | 53-08-17-301-175.000-008 | 1599   | 1B              | N  | \$ 268,600             | \$ 126,260                           | \$ 142,340        | \$ 1.5437                             | \$ 2.2845                | \$ 2,119.40        | \$ 3,161.85         | \$ 338.77  | \$ -   | \$ 703.67                               | \$ 1,042.45                                 | \$ 69.36   | \$ 22.20   | \$ 950.89                                     |
| Graham, Greg A & Serna-Graham, Christina D | 53-08-17-301-130.000-008 | 1599   | 1B              | N  | \$ 175,700             | \$ 93,745                            | \$ 81,955         | \$ 1.5437                             | \$ 2.2845                | \$ 1,220.28        | \$ 2,022.58         | \$ 216.71  | \$ -   | \$ 585.59                               | \$ 802.30                                   | \$ 69.36   | \$ 22.20   | \$ 710.74                                     |
| Black, Kimberly D & Rickey R               | 53-08-17-301-179.000-008 | 1599   | 1B              | N  | \$ 219,400             | \$ 109,040                           | \$ 110,360        | \$ 1.5437                             | \$ 2.2845                | \$ 1,643.22        | \$ 2,576.31         | \$ 276.03  | \$ -   | \$ 657.06                               | \$ 933.09                                   | \$ 69.36   | \$ 22.20   | \$ 841.53                                     |
| Simpson, Andrew Ross                       | 53-08-17-301-173.000-008 | 1599   | 1B              | N  | \$ 241,500             | \$ 116,775                           | \$ 124,725        | \$ 1.5437                             | \$ 2.2845                | \$ 1,857.12        | \$ 2,839.32         | \$ 304.21  | \$ -   | \$ 677.99                               | \$ 982.20                                   | \$ 69.36   | \$ 22.20   | \$ 890.64                                     |
| Abramenka, Uladzimir & Anna                | 53-08-17-301-122.000-008 | 1599   | 1B              | N  | \$ 230,400             | \$ 112,890                           | \$ 117,510        | \$ 1.5437                             | \$ 2.2845                | \$ 1,749.68        | \$ 2,707.22         | \$ 290.06  | \$ -   | \$ 667.48                               | \$ 957.54                                   | \$ 69.36   | \$ 22.20   | \$ 865.98                                     |
| Orr, Matthew J & Angelica L                | 53-08-17-301-195.000-008 | 1599   | 1B              | N  | \$ 235,500             | \$ 114,675                           | \$ 120,825        | \$ 1.5437                             | \$ 2.2845                | \$ 1,799.04        | \$ 2,767.92         | \$ 296.56  | \$ -   | \$ 672.31                               | \$ 968.88                                   | \$ 69.36   | \$ 22.20   | \$ 877.32                                     |
| Deja, Sabrina B                            | 53-08-17-301-117.000-008 | 1599   | 1B              | N  | \$ 242,600             | \$ 117,160                           | \$ 125,440        | \$ 1.5437                             | \$ 2.2845                | \$ 1,867.76        | \$ 2,852.42         | \$ 305.62  | \$ -   | \$ 679.04                               | \$ 984.66                                   | \$ 69.36   | \$ 22.20   | \$ 893.10                                     |
| Fox, Janet M                               | 53-08-17-301-193.000-008 | 1599   | 1B              | N  | \$ 178,800             | \$ 91,830                            | \$ 86,970         | \$ 1.5437                             | \$ 2.2845                | \$ 1,294.96        | \$ 2,096.35         | \$ 224.60  | \$ -   | \$ 576.79                               | \$ 801.39                                   | \$ 69.36   | \$ 22.20   | \$ 709.83                                     |
| Holzmeier, Cameron L                       | 53-08-17-301-116.000-008 | 1599   | 1B              | N  | \$ 181,300             | \$ 95,705                            | \$ 85,595         | \$ 1.5437                             | \$ 2.2845                | \$ 1,274.48        | \$ 2,112.40         | \$ 226.32  | \$ -   | \$ 611.60                               | \$ 837.92                                   | \$ 69.36   | \$ 22.20   | \$ 746.36                                     |
| Gustafson, Daniel W                        | 53-08-17-301-215.000-008 | 1599   | 1B              | N  | \$ 232,700             | \$ 113,695                           | \$ 119,005        | \$ 1.5437                             | \$ 2.2845                | \$ 1,771.94        | \$ 2,734.60         | \$ 293.00  | \$ -   | \$ 669.66                               | \$ 962.66                                   | \$ 69.36   | \$   |   |



# City of Bloomington

## Area #1B: South-West Annexation Area - Tax Impacts Analysis

Note (1): This section shows the inc/(dec) in tax bills due to differences between township fire protection rates and the Monroe Fire Protection District fire rate

| Owner Name                                       | Parcel #                 | Waiver | Annexation Area | AG | 2020 Pay 2021 Gross AV | 2020 Pay 2021 Deductions /Exemptions | 2020 Pay 2021 NAV | Pre-Annex 2020 Pay 2021 Prop Tax Rate | Post-Annex Prop Tax Rate | Pre-Annex Tax Bill | Post-Annex Tax Bill | Net Tax Bill Increase Due Solely to AV Growth (12% - Aggregate over 4 years) | Net Tax Bill Increase Due to Difference Between Fire Rates (1) | Net Tax Bill Increase Due to Annexation | Total Post-Annexation Net Tax Bill Increase | Benefit 1 Yearly Sewer Bill Savings (@ 4000 Gal/Month) | Benefit 2 Yearly Fire Protection (Water Surcharge) Savings | Post-Annex Tax Bill Inc/(Dec) Net of Benefits |
|--|--------------------------|--------|-----------------|----|------------------------|--------------------------------------|-------------------|---------------------------------------|--------------------------|--------------------|---------------------|--|--|---|---|--|--|---|
| Morrow, Joseph Edward Jr & Trisha Ann            | 53-08-17-301-101.000-008 | 1599   | 1B              | N  | \$ 206,800             | \$ 104,455                           | \$ 102,345        | \$ 1.5437                             | \$ 2.2845                | \$ 1,523.88        | \$ 2,420.94         | \$ 259.38  | \$ -   | \$ 637.68                               | \$ 897.06                                   | \$ 69.36   | \$ 22.20   | \$ 805.50                                     |
| The Highland Homeowner's Association Inc.        | 53-01-41-709-813.000-008 | 1599   | 1B              | N  | \$ -                   | \$ -                                 | \$ -              | \$ 1.5437                             | \$ 2.2845                | \$ -               | \$ -                | \$ -   | \$ -   | \$ -                                    | \$ -  | \$ -   | \$ -   | \$ -  |
| Honeycutt, L D                                   | 53-08-17-401-002.000-008 |        | 1B              | N  | \$ 39,000              | \$ -                                 | \$ 39,000         | \$ 1.5437                             | \$ 2.2845                | \$ 602.04          | \$ 915.66           | \$ 98.11   | \$ -   | \$ 215.52                               | \$ 313.62                                   | \$ 69.36   | \$ 22.20   | \$ 222.06                                     |
| Gillard, Carol A                                 | 53-08-17-101-005.000-008 |        | 1B              | N  | \$ 346,600             | \$ -                                 | \$ 346,600        | \$ 1.5437                             | \$ 2.2845                | \$ 5,350.46        | \$ 8,137.67         | \$ 871.89  | \$ -   | \$ 1,915.32                             | \$ 2,787.21                                 | \$ 69.36   | \$ 14.76   | \$ 2,703.09                                   |
| Thompson, Philip W & Deborah A                   | 53-08-17-303-009.000-008 | 1599   | 1B              | N  | \$ 192,500             | \$ 110,625                           | \$ 81,875         | \$ 1.5437                             | \$ 2.2845                | \$ 1,111.88        | \$ 1,134.12         | \$ -   | \$ -   | \$ 22.24                                | \$ 22.24                                    | \$ 69.36   | \$ 22.20   | \$ (69.32)                                    |
| Manges, James M & Lauren G                       | 53-08-17-302-049.000-008 | 1599   | 1B              | N  | \$ 247,400             | \$ 118,840                           | \$ 128,560        | \$ 1.5437                             | \$ 2.2845                | \$ 1,914.20        | \$ 2,909.54         | \$ 311.73  | \$ -   | \$ 683.60                               | \$ 995.34                                   | \$ 69.36   | \$ 22.20   | \$ 903.78                                     |
| Broukal, Lisa                                    | 53-08-17-302-003.000-008 | 1599   | 1B              | N  | \$ 191,100             | \$ 96,135                            | \$ 94,965         | \$ 1.5437                             | \$ 2.2845                | \$ 1,414.00        | \$ 2,242.75         | \$ 240.30  | \$ -   | \$ 588.45                               | \$ 828.75                                   | \$ 69.36   | \$ 22.20   | \$ 737.19                                     |
| Sebastian, Richard W & Cosette                   | 53-08-17-302-001.000-008 | 1599   | 1B              | N  | \$ 160,300             | \$ 88,355                            | \$ 71,945         | \$ 1.5437                             | \$ 2.2845                | \$ 1,071.24        | \$ 1,775.53         | \$ 190.23  | \$ -   | \$ 514.06                               | \$ 704.29                                   | \$ 69.36   | \$ 22.20   | \$ 612.73                                     |
| Miller, Joseph Charles                           | 53-08-17-302-010.000-008 | 1599   | 1B              | N  | \$ 217,700             | \$ 108,445                           | \$ 109,255        | \$ 1.5437                             | \$ 2.2845                | \$ 1,626.76        | \$ 2,556.09         | \$ 273.87  | \$ -   | \$ 655.45                               | \$ 929.33                                   | \$ 69.36   | \$ 22.20   | \$ 837.77                                     |
| Colliver, Michael D & Angela R                   | 53-08-17-302-006.000-008 | 1599   | 1B              | N  | \$ 202,600             | \$ 100,160                           | \$ 102,440        | \$ 1.5437                             | \$ 2.2845                | \$ 1,525.30        | \$ 2,379.61         | \$ 254.96  | \$ -   | \$ 599.35                               | \$ 854.31                                   | \$ 69.36   | \$ 22.20   | \$ 762.75                                     |
| Behjou, Vally & Guity Ahmadi                     | 53-08-17-302-036.000-008 | 1599   | 1B              | N  | \$ 178,500             | \$ 94,725                            | \$ 83,775         | \$ 1.5437                             | \$ 2.2845                | \$ 1,247.36        | \$ 2,067.48         | \$ 221.52  | \$ -   | \$ 598.60                               | \$ 820.12                                   | \$ 69.36   | \$ 22.20   | \$ 728.56                                     |
| Moubray, Jo Ann & Moubray, Rex H                 | 53-08-17-302-004.000-008 | 1599   | 1B              | N  | \$ 168,200             | \$ 91,120                            | \$ 77,080         | \$ 1.5437                             | \$ 2.2845                | \$ 1,147.68        | \$ 1,902.27         | \$ 203.82  | \$ -   | \$ 550.77                               | \$ 754.59                                   | \$ 69.36   | \$ 22.20   | \$ 663.03                                     |
| Kirby, Samantha J                                | 53-08-17-302-041.000-008 | 1599   | 1B              | N  | \$ 149,400             | \$ 84,540                            | \$ 64,860         | \$ 1.5437                             | \$ 2.2845                | \$ 965.74          | \$ 1,600.68         | \$ 171.50  | \$ -   | \$ 463.44                               | \$ 634.94                                   | \$ 69.36   | \$ 22.20   | \$ 543.38                                     |
| Allen, Michael B & Burger, Melissa K             | 53-08-17-302-047.000-008 | 1599   | 1B              | N  | \$ 197,800             | \$ 101,480                           | \$ 96,320         | \$ 1.5437                             | \$ 2.2845                | \$ 1,434.16        | \$ 2,319.24         | \$ 248.48  | \$ -   | \$ 636.60                               | \$ 885.08                                   | \$ 69.36   | \$ 22.20   | \$ 793.52                                     |
| Ferguson, Jolene Ann; Ferguson, Joanne Lea       | 53-08-17-302-014.000-008 | 1599   | 1B              | N  | \$ 159,400             | \$ 88,040                            | \$ 71,360         | \$ 1.5437                             | \$ 2.2845                | \$ 1,062.52        | \$ 1,761.09         | \$ 188.68  | \$ -   | \$ 509.89                               | \$ 698.57                                   | \$ 69.36   | \$ 22.20   | \$ 607.01                                     |
| Moore, Bryan K                                   | 53-08-17-302-015.000-008 | 1599   | 1B              | N  | \$ 165,700             | \$ 90,245                            | \$ 75,455         | \$ 1.5437                             | \$ 2.2845                | \$ 1,282.50        | \$ 1,862.17         | \$ 199.53  | \$ -   | \$ 539.14                               | \$ 738.67                                   | \$ 69.36   | \$ 22.20   | \$ 647.11                                     |
| Stodghill, Stephen W & Deah L                    | 53-08-17-302-005.000-008 | 1599   | 1B              | N  | \$ 165,700             | \$ 90,245                            | \$ 75,455         | \$ 1.5437                             | \$ 2.2845                | \$ 1,123.50        | \$ 1,862.17         | \$ 199.53  | \$ -   | \$ 539.14                               | \$ 738.67                                   | \$ 69.36   | \$ 22.20   | \$ 647.11                                     |
| Jones, Joy E Revocable Living Trust              | 53-08-17-302-050.000-008 | 1599   | 1B              | N  | \$ 178,600             | \$ 94,760                            | \$ 83,840         | \$ 1.5437                             | \$ 2.2845                | \$ 1,248.36        | \$ 2,069.10         | \$ 221.69  | \$ -   | \$ 599.05                               | \$ 820.74                                   | \$ 69.36   | \$ 22.20   | \$ 729.18                                     |
| Stumpner, Lori R                                 | 53-08-18-103-003.314-008 | 1599   | 1B              | N  | \$ 215,500             | \$ 107,675                           | \$ 107,825        | \$ 1.5437                             | \$ 2.2845                | \$ 1,605.48        | \$ 2,529.90         | \$ 271.06  | \$ -   | \$ 653.36                               | \$ 924.42                                   | \$ 69.36   | \$ 22.20   | \$ 832.86                                     |
| AMH 2015-1 Borrower, LLC                         | 53-08-18-103-003.315-008 | 1599   | 1B              | N  | \$ 251,600             | \$ -                                 | \$ 251,600        | \$ 1.5437                             | \$ 2.2845                | \$ 3,883.96        | \$ 5,907.21         | \$ 632.91  | \$ -   | \$ 1,390.33                             | \$ 2,023.25                                 | \$ 69.36   | \$ 22.20   | \$ 1,931.69                                   |
| Meyer, Meghan                                    | 53-08-18-103-003.316-008 | 1599   | 1B              | N  | \$ 203,000             | \$ 103,300                           | \$ 99,700         | \$ 1.5437                             | \$ 2.2845                | \$ 1,484.50        | \$ 2,381.13         | \$ 255.12  | \$ 440.50  | \$ 641.51                               | \$ 896.63                                   | \$ 69.36   | \$ 22.20   | \$ 805.07                                     |
| Quisenberry, Terry Wayne & Aissa J               | 53-08-18-103-003.317-008 | 1599   | 1B              | N  | \$ 253,400             | \$ 120,940                           | \$ 132,460        | \$ 1.5437                             | \$ 2.2845                | \$ 1,972.28        | \$ 2,980.94         | \$ 319.38  | \$ -   | \$ 689.28                               | \$ 1,008.66                                 | \$ 69.36   | \$ 22.20   | \$ 917.10                                     |
| Sorensen, Clark C & Vicky A                      | 53-08-18-103-003.318-008 | 1599   | 1B              | N  | \$ 207,700             | \$ 101,945                           | \$ 105,755        | \$ 1.5437                             | \$ 2.2845                | \$ 1,574.64        | \$ 2,440.31         | \$ 261.47  | \$ -   | \$ 604.20                               | \$ 865.67                                   | \$ 69.36   | \$ 22.20   | \$ 774.11                                     |
| Mullen, Robert E                                 | 53-08-18-103-003.319-008 | 1599   | 1B              | N  | \$ 240,400             | \$ 116,390                           | \$ 124,010        | \$ 1.5437                             | \$ 2.2845                | \$ 1,846.46        | \$ 2,826.23         | \$ 302.81  | \$ -   | \$ 676.96                               | \$ 979.77                                   | \$ 69.36   | \$ 22.20   | \$ 888.21                                     |
| Henning, Dustin Allan & Drake, Emily Guillermina | 53-08-18-103-003.320-008 | 1599   | 1B              | N  | \$ 260,400             | \$ 123,390                           | \$ 137,010        | \$ 1.5437                             | \$ 2.2845                | \$ 2,040.02        | \$ 3,064.25         | \$ 328.31  | \$ -   | \$ 695.92                               | \$ 1,024.23                                 | \$ 69.36   | \$ 22.20   | \$ 932.67                                     |
| Parks, William E                                 | 53-08-18-103-003.321-008 | 1599   | 1B              | N  | \$ 280,600             | \$ 130,460                           | \$ 150,140        | \$ 1.5437                             | \$ 2.2845                | \$ 2,235.52        | \$ 3,304.66         | \$ 354.07  | \$ -   | \$ 715.06                               | \$ 1,069.14                                 | \$ 69.36   | \$ 22.20   | \$ 977.58                                     |
| Stevenson, Bradley; Webb, Sherry Lynn            | 53-08-18-103-003.322-008 | 1599   | 1B              | N  | \$ 266,000             | \$ 125,350                           | \$ 140,650        | \$ 1.5437                             | \$ 2.2845                | \$ 2,094.22        | \$ 3,130.90         | \$ 335.45  | \$ -   | \$ 701.23                               | \$ 1,036.68                                 | \$ 69.36   | \$ 22.20   | \$ 945.12                                     |
| Hanlon, Sean M                                   | 53-08-20-105-003.000-008 |        | 1B              | N  | \$ 200,300             | \$ 102,355                           | \$ 97,945         | \$ 1.5437                             | \$ 2.2845                | \$ 1,458.36        | \$ 2,348.99         | \$ 251.67  | \$ -   | \$ 638.96                               | \$ 890.63                                   | \$ 69.36   | \$ 22.20   | \$ 799.07                                     |
| Quigley, Terry A & Lisa C                        | 53-08-20-105-001.000-008 |        | 1B              | N  | \$ 206,500             | \$ 101,525                           | \$ 104,975        | \$ 1.5437                             | \$ 2.2845                | \$ 1,563.04        | \$ 2,426.02         | \$ 259.93  | \$ -   | \$ 603.05                               | \$ 862.98                                   | \$ 69.36   | \$ 37.08   | \$ 756.54                                     |
| Hahn, Joanna                                     | 53-08-20-105-008.000-008 |        | 1B              | N  | \$ 203,000             | \$ 103,300                           | \$ 99,700         | \$ 1.5437                             | \$ 2.2845                | \$ 1,484.50        | \$ 2,381.13         | \$ 255.12  | \$ -   | \$ 641.51                               | \$ 896.63                                   | \$ 69.36   | \$ 37.08   | \$ 790.19                                     |
| Hudson, Phillip D & Vicki L                      | 53-08-20-104-001.000-008 |        | 1B              | N  | \$ 182,000             | \$ 92,950                            | \$ 89,050         | \$ 1.5437                             | \$ 2.2845                | \$ 1,325.92        | \$ 2,134.45         | \$ 228.69  | \$ -   | \$ 579.84                               | \$ 808.53                                   | \$ 69.36   | \$ 37.08   | \$ 702.09                                     |
| Strelets, Victor                                 | 53-08-20-106-021.000-008 | 2404   | 1B              | N  | \$ 237,700             | \$ 112,340                           | \$ 125,360        | \$ 1.5437                             | \$ 2.2845                | \$ 1,866.72        | \$ 2,801.44         | \$ 300.15  | \$ -   | \$ 634.57                               | \$ 934.72                                   | \$ 69.36   | \$ 22.20   | \$ 843.16                                     |
| Whitehorse, Helen R                              | 53-08-20-106-004.000-008 |        | 1B              | N  | \$ 205,500             | \$ 101,175                           | \$ 104,325        | \$ 1.5437                             | \$ 2.2845                | \$ 1,553.36        | \$ 2,414.12         | \$ 258.66  | \$ -   | \$ 602.10                               | \$ 860.76                                   | \$ 69.36   | \$ 22.20   | \$ 769.20                                     |
| Root, Kathi L                                    | 53-08-20-106-043.000-008 |        | 1B              | N  | \$ 226,900             | \$ 111,665                           | \$ 115,235        | \$ 1.5437                             | \$ 2.2845                | \$ 1,715.80        | \$ 2,665.56         | \$ 285.59  | \$ -   | \$ 664.17                               | \$ 949.76                                   | \$ 69.36   | \$ 22.20   | \$ 858.20                                     |
| Frey, John & Jayne                               | 53-08-20-106-009.000-008 |        | 1B              | N  | \$ 274,900             | \$ 128,465                           | \$ 146,435        | \$ 1.5437                             | \$ 2.2845                | \$ 2,180.36        | \$ 3,236.81         | \$ 346.80  | \$ -   | \$ 709.66                               | \$ 1,056.45                                 | \$ 69.36   | \$ 22.20   | \$ 964.89                                     |
| Jacobs, William J & Betty Elkins                 | 53-08-20-106-030.000-008 |        | 1B              | N  | \$ 181,800             | \$ 131,840                           | \$ 49,960         | \$ 1.5437                             | \$ 2.2845                | \$ 743.88          | \$ 1,232.95         | \$ 132.10  | \$ -   | \$ 356.98                               | \$ 489.07                                   | \$ 69.36   | \$ 22.20   | \$ 397.51                                     |
| Kirts, Rex W & Beth Ann                          | 53-08-20-106-002.000-008 | 1779   | 1B              | N  | \$ 198,200             | \$ 98,620                            | \$ 99,580         | \$ 1.5437                             | \$ 2.2845                | \$ 1,482.72        | \$ 2,327.25         | \$ 249.36  | \$ -   | \$ 595.18                               | \$ 844.53                                   | \$ 69.36   | \$ 22.20   | \$ 752.97                                     |
| Bingham, Rodney & Maritza                        | 53-08-20-106-033.000-008 |        | 1B              | N  | \$ 178,600             | \$ 94,760                            | \$ 83,840         | \$ 1.5437                             | \$ 2.2845                | \$ 1,248.36        | \$ 2,069.10         | \$ 221.69  | \$ -   | \$ 599.05                               | \$ 820.74                                   | \$ 69.36   | \$ 22.20   | \$ 729.18                                     |
| Tabor, Jonathan David & Kristina Ruth            | 53-08-20-106-006.000-008 |        | 1B              | N  | \$ 249,000             | \$ 119,400                           | \$ 129,600        | \$ 1.5437                             | \$ 2.2845                | \$ 1,929.70        | \$ 2,928.58         | \$ 313.78  | \$ -   | \$ 685.10                               | \$ 998.88                                   | \$ 69.36   | \$ 22.20   | \$ 907.32                                     |
| Walsh, Alan J & Patricia A                       | 53-08-20-106-015.000-008 |        | 1B              | N  | \$ 212,700             | \$ 106,695                           | \$ 106,005        | \$ 1.5437                             | \$ 2.2845                | \$ 1,578.38        | \$ 2,496.58         | \$ 267.50  | \$ -   | \$ 650.70                               | \$ 918.20                                   | \$ 69.36   | \$ 22.20   | \$ 826.64                                     |
| Speicher, David M & Tracy B                      | 53-08-20-106-029.000-008 |        | 1B              | N  | \$ 219,100             | \$ 108,935                           | \$ 110,165        | \$ 1.5437                             | \$ 2.2845                | \$ 1,640.32        | \$ 2,572.74         | \$ 275.65  | \$ -   | \$ 656.77                               | \$ 932.42                                   | \$ 69.36   | \$ 22.20   | \$ 840.86                                     |
| Hazen, Douglas Gi & Marcella D                   | 53-08-20-106-046.000-008 |        | 1B              | N  | \$ 242,600             | \$ 117,160                           | \$ 125,440        | \$ 1.5437                             | \$ 2.2845                | \$ 1,867.76        | \$ 2,852.42         | \$ 305.62  | \$ -   | \$ 679.04                               | \$ 984.66                                   | \$ 69.36   | \$ 22.20   | \$ 893.10                                     |
| Hicks, Charles P & Myra O                        | 53-08-20-106-019.000-008 | 1680   | 1B              | N  | \$ 227,500             | \$ 111,875                           | \$ 115,625        | \$ 1.5437                             | \$ 2.2845                | \$ 1,721.60        | \$ 2,672.71         | \$ 286.36  | \$ -   | \$ 664.75                               | \$ 951.11                                   | \$ 69.36   | \$ 22.20   | \$ 859.55                                     |
| Schunk, David A & Abby                           | 53-08-20-106-014.000-008 |        | 1B              | N  | \$ 222,800             | \$ 110,230                           | \$ 112,570        | \$ 1.5437                             | \$ 2.2845                | \$ 1,676.12        | \$ 2,616.77         | \$ 280.36  | \$ -   | \$ 660.28                               | \$ 940.65                                   | \$ 69.36   | \$ 22.20   | \$ 849.09                                     |
| Blackwell, Shannon R & Ryan R                    | 53-08-17-302-048.000-008 | 1599   | 1B              | N  | \$ 187,500             | \$ 97,875                            | \$ 89,625         | \$ 1.5437                             | \$ 2.2845                | \$ 1,334.48        | \$ 2,196.67         | \$ 235.36  | \$ -   | \$ 626.83                               | \$ 862.19                                   | \$ 69.36   | \$ 22.20   | \$ 770.63                                     |
| Booney, Alfred S II & Utroomporn                 | 53-08-17-302-002.000-008 | 1599   | 1B              | N  | \$ 153,100             | \$ 85,835                            | \$ 67,265         | \$ 1.5437                             | \$ 2.2845                | \$ 1,001.56        | \$ 1,660.04         | \$ 177.87  | \$ -   | \$ 480.61                               | \$ 658.48                                   | \$ 69.36   | \$ 22.20   | \$ 566.92                                     |
| Robinson, Jason Michael                          | 53-08-17-302-016.000-008 | 1599   | 1B              | N  | \$ 191,600             | \$ 96,310                            | \$ 95,290         | \$ 1.5437                             | \$ 2.2845                | \$ 1,418.84        | \$ 2,248.70         | \$ 240.94  | \$ -   | \$ 5                                    |   |  |  |   |

# City of Bloomington

## Area #1B: South-West Annexation Area - Tax Impacts Analysis

Note (1): This section shows the inc/(dec) in tax bills due to differences between township fire protection rates and the Monroe Fire Protection District fire rate

| Owner Name  | Parcel #                 | Waiver | Annexation Area | AG | 2020 Pay 2021 Gross AV | 2020 Pay 2021 Deductions/Exemptions | 2020 Pay 2021 NAV | Pre-Annex 2020 Pay 2021 Prop Tax Rate | Post-Annex Prop Tax Rate | Pre-Annex Tax Bill | Post-Annex Tax Bill | Net Tax Bill Increase Due Solely to AV Growth (12% - Aggregate over 4 years) | Net Tax Bill Increase Due to Difference Between Fire Rates (1) | Net Tax Bill Increase Due to Annexation | Total Post-Annexation Net Tax Bill Increase | Benefit 1 Yearly Sewer Bill Savings (@ 4000 Gal/Month) | Benefit 2 Yearly Fire Protection (Water Surcharge) Savings | Post-Annex Tax Bill Inc/(Dec) Net of Benefits |
|---|--------------------------|--------|-----------------|----|------------------------|-------------------------------------|-------------------|---------------------------------------|--------------------------|--------------------|---------------------|--|--|---|---|--|--|---|
| Francke, Julia R  | 53-08-17-302-042.000-008 | 1599   | 1B              | N  | \$ 154,700             | \$ 86,290                           | \$ 68,410         | \$ 1.5437                             | \$ 2.2845                | \$ 1,018.60        | \$ 1,688.28         | \$ 180.88  | \$ -   | \$ 488.80                               | \$ 669.68                                   | \$ 69.36   | \$ 22.20   | \$ 578.12                                     |
| Smith, Matthew Jared & Allison Elaine                                       | 53-08-17-402-006.000-008 |        | 1B              | N  | \$ 127,300             | \$ 76,770                           | \$ 50,530         | \$ 1.5437                             | \$ 2.2845                | \$ 752.36          | \$ 1,247.04         | \$ 133.62  | \$ -   | \$ 361.06                               | \$ 494.68                                   | \$ -   | \$ -   | \$ 494.68                                     |
| Raper, Bret & Angela F Parker   | 53-08-20-106-018.000-008 |        | 1B              | N  | \$ 228,700             | \$ 112,295                          | \$ 116,405        | \$ 1.5437                             | \$ 2.2845                | \$ 1,733.22        | \$ 2,687.00         | \$ 287.90  | \$ -   | \$ 665.88                               | \$ 953.78                                   | \$ 69.36   | \$ 22.20   | \$ 862.22                                     |
| Brown, Brian K & Leah B   | 53-08-20-106-025.000-008 |        | 1B              | N  | \$ 229,400             | \$ 112,365                          | \$ 117,035        | \$ 1.5437                             | \$ 2.2845                | \$ 1,742.60        | \$ 2,689.91         | \$ 288.20  | \$ -   | \$ 659.10                               | \$ 947.31                                   | \$ 69.36   | \$ 22.20   | \$ 855.75                                     |
| Mutchler, David C & Sandra J  | 53-08-20-106-020.000-008 |        | 1B              | N  | \$ 187,800             | \$ -                                | \$ 187,800        | \$ 1.5437                             | \$ 2.2845                | \$ 2,899.08        | \$ 4,409.27         | \$ 472.42  | \$ -   | \$ 1,037.77                             | \$ 1,510.19                                 | \$ 69.36   | \$ 22.20   | \$ 1,418.63                                   |
| Newlin, John S & Martha J   | 53-08-17-407-006.000-008 | 1094   | 1B              | N  | \$ 50,700              | \$ 50,700                           | \$ -              | \$ 1.5437                             | \$ 2.2845                | \$ -               | \$ -                | \$ -   | \$ -   | \$ -                                    | \$ 69.36                                    | \$ 14.76   | \$ -   | \$ (84.12)                                    |
| Green, Lawrence A & Dillon, Mary L  | 53-08-17-400-006.000-008 |        | 1B              | N  | \$ 223,500             | \$ 109,985                          | \$ 113,515        | \$ 1.5437                             | \$ 2.2845                | \$ 1,690.20        | \$ 2,609.96         | \$ 279.64  | \$ -   | \$ 640.11                               | \$ 919.76                                   | \$ 69.36   | \$ 14.76   | \$ 835.64                                     |
| Webb, Leslie Dale & Elsie Marie Revocable Trusts                            | 53-08-17-102-001.000-008 |        | 1B              | N  | \$ 204,500             | \$ 96,510                           | \$ 107,990        | \$ 1.5437                             | \$ 2.2845                | \$ 1,617.72        | \$ 2,611.49         | \$ 279.81  | \$ -   | \$ 713.96                               | \$ 993.77                                   | \$ 69.36   | \$ 22.20   | \$ 902.21                                     |
| Dunatchik, David D & Jane W Rev Trust                                       | 53-08-17-400-009.000-008 | 2377   | 1B              | N  | \$ 230,000             | \$ 108,875                          | \$ 121,125        | \$ 1.5437                             | \$ 2.2845                | \$ 1,804.88        | \$ 2,739.91         | \$ 293.56  | \$ -   | \$ 641.47                               | \$ 935.03                                   | \$ 69.36   | \$ 14.76   | \$ 850.91                                     |
| Hellmich, Paul J  | 53-08-17-400-012.000-008 |        | 1B              | N  | \$ 323,600             | \$ 145,160                          | \$ 178,440        | \$ 1.5437                             | \$ 2.2845                | \$ 2,656.92        | \$ 3,805.58         | \$ 407.74  | \$ -   | \$ 740.92                               | \$ 1,148.66                                 | \$ 69.36   | \$ 37.08   | \$ 1,042.22                                   |
| Stone, William Lewis & Emily J  | 53-08-17-407-023.000-008 |        | 1B              | N  | \$ 127,700             | \$ 98,905                           | \$ 28,795         | \$ 1.5437                             | \$ 2.2845                | \$ 428.76          | \$ 710.63           | \$ 76.13   | \$ -   | \$ 205.74                               | \$ 281.87                                   | \$ 69.36   | \$ 14.76   | \$ 197.75                                     |
| Wesemann, Beverly A & Stogsdill, Tara D & Wesemann, Tad L & Wesemann, Tod S | 53-08-17-100-009.000-008 |        | 1B              | N  | \$ 129,300             | \$ 3,000                            | \$ 126,300        | \$ 1.5437                             | \$ 2.2845                | \$ 1,949.68        | \$ 3,032.54         | \$ 324.92  | \$ -   | \$ 757.95                               | \$ 1,082.86                                 | \$ 69.36   | \$ 22.20   | \$ 991.30                                     |
| Yeskie, Douglas R   | 53-08-17-407-012.000-008 |        | 1B              | N  | \$ 125,200             | \$ 73,070                           | \$ 52,130         | \$ 1.5437                             | \$ 2.2845                | \$ 776.20          | \$ 1,286.53         | \$ 137.85  | \$ -   | \$ 372.48                               | \$ 510.33                                   | \$ 69.36   | \$ 14.76   | \$ 426.21                                     |
| Roberson, Joshua L  | 53-08-17-100-003.000-008 |        | 1B              | N  | \$ 138,900             | \$ 80,865                           | \$ 58,035         | \$ 1.5437                             | \$ 2.2845                | \$ 864.12          | \$ 1,432.24         | \$ 153.45  | \$ -   | \$ 414.67                               | \$ 568.12                                   | \$ 69.36   | \$ 22.20   | \$ 476.56                                     |
| Miller, Gregory Rex & Connie K Shaker                                       | 53-08-17-402-008.000-008 |        | 1B              | N  | \$ 98,700              | \$ 66,795                           | \$ 31,905         | \$ 1.5437                             | \$ 2.2845                | \$ 475.06          | \$ 787.40           | \$ 84.37   | \$ -   | \$ 227.97                               | \$ 312.34                                   | \$ 69.36   | \$ 22.20   | \$ 220.78                                     |
| Rogers & Country Club Inc   | 53-08-17-100-038.000-008 |        | 1B              | N  | \$ 524,500             | \$ -                                | \$ 524,500        | \$ 1.5437                             | \$ 2.2845                | \$ 8,096.72        | \$ 13,420.01        | \$ 1,437.86  | \$ -   | \$ 3,885.43                             | \$ 5,323.29                                 | \$ -   | \$ -   | \$ 5,323.29                                   |
| Mitchell, Monica L  | 53-08-17-110-003.000-008 |        | 1B              | N  | \$ 89,300              | \$ -                                | \$ 89,300         | \$ 1.5437                             | \$ 2.2845                | \$ 1,378.52        | \$ 2,096.64         | \$ 224.64  | \$ -   | \$ 493.48                               | \$ 718.12                                   | \$ 69.36   | \$ 14.76   | \$ 634.00                                     |
| Dennis, Melody L & Sam A  | 53-08-17-102-034.000-008 |        | 1B              | N  | \$ 150,500             | \$ 81,925                           | \$ 68,575         | \$ 1.5437                             | \$ 2.2845                | \$ 1,021.04        | \$ 1,692.36         | \$ 181.32  | \$ -   | \$ 489.99                               | \$ 671.32                                   | \$ 69.36   | \$ 22.20   | \$ 579.76                                     |
| Sturgis, Lucille Fern   | 53-08-17-110-002.000-008 |        | 1B              | N  | \$ 135,400             | \$ 79,640                           | \$ 55,760         | \$ 1.5437                             | \$ 2.2845                | \$ 830.24          | \$ 1,376.10         | \$ 147.44  | \$ -   | \$ 398.43                               | \$ 545.86                                   | \$ 69.36   | \$ 22.20   | \$ 454.30                                     |
| Prince, Kelly J   | 53-08-17-407-022.000-008 | 1370   | 1B              | N  | \$ 109,100             | \$ 67,435                           | \$ 41,665         | \$ 1.5437                             | \$ 2.2845                | \$ 620.36          | \$ 1,028.25         | \$ 110.17  | \$ -   | \$ 297.72                               | \$ 407.89                                   | \$ 69.36   | \$ 14.76   | \$ 323.77                                     |
| Morrow, William T   | 53-08-17-100-007.000-008 |        | 1B              | N  | \$ 190,400             | \$ 98,715                           | \$ 91,685         | \$ 1.5437                             | \$ 2.2845                | \$ 1,365.16        | \$ 2,225.76         | \$ 238.47  | \$ -   | \$ 622.13                               | \$ 860.60                                   | \$ 69.36   | \$ 14.76   | \$ 776.48                                     |
| Andronikos, Alexis & Ellyn Nicole Barham-Pruitt                             | 53-08-17-102-028.000-008 | 1183   | 1B              | N  | \$ 133,100             | \$ 75,730                           | \$ 57,370         | \$ 1.5437                             | \$ 2.2845                | \$ 854.38          | \$ 1,416.10         | \$ 151.72  | \$ -   | \$ 410.00                               | \$ 561.72                                   | \$ 69.36   | \$ 14.76   | \$ 477.60                                     |
| Willis, Cristina L  | 53-08-17-103-005.000-008 |        | 1B              | N  | \$ 169,100             | \$ 91,435                           | \$ 77,665         | \$ 1.5437                             | \$ 2.2845                | \$ 1,156.40        | \$ 1,916.70         | \$ 205.37  | \$ -   | \$ 554.94                               | \$ 760.30                                   | \$ 69.36   | \$ 22.20   | \$ 668.74                                     |
| Hawley, Brad & Hawley, James  | 53-08-17-100-034.000-008 |        | 1B              | N  | \$ 121,900             | \$ 74,915                           | \$ 46,985         | \$ 1.5437                             | \$ 2.2845                | \$ 699.60          | \$ 1,159.54         | \$ 124.23  | \$ -   | \$ 335.71                               | \$ 459.94                                   | \$ 69.36   | \$ 22.20   | \$ 368.38                                     |
| Burris, Barbara D Trust   | 53-08-17-101-004.000-008 |        | 1B              | N  | \$ 193,100             | \$ -                                | \$ 193,100        | \$ 1.5437                             | \$ 2.2845                | \$ 2,980.88        | \$ 4,533.71         | \$ 485.75  | \$ -   | \$ 1,067.08                             | \$ 1,552.83                                 | \$ -   | \$ -   | \$ 1,552.83                                   |
| Talbert, Phyllis L Living Trust & Talbert, Max E Living Trust               | 53-01-42-152-000.000-008 |        | 1B              | N  | \$ 188,100             | \$ -                                | \$ 188,100        | \$ 1.5437                             | \$ 2.2845                | \$ 2,903.70        | \$ 4,418.00         | \$ 473.36  | \$ -   | \$ 1,040.95                             | \$ 1,514.30                                 | \$ -   | \$ -   | \$ 1,514.30                                   |
| Hammond, James D & Carol J  | 53-01-42-153-000.000-008 |        | 1B              | N  | \$ 301,300             | \$ 137,705                          | \$ 163,595        | \$ 1.5437                             | \$ 2.2845                | \$ 2,435.88        | \$ 3,551.00         | \$ 380.46  | \$ -   | \$ 734.66                               | \$ 1,115.12                                 | \$ 69.36   | \$ 14.76   | \$ 1,031.00                                   |
| Bifulco, Derek  | 53-08-18-103-003.324-008 | 1599   | 1B              | N  | \$ 302,500             | \$ 138,125                          | \$ 164,375        | \$ 1.5437                             | \$ 2.2845                | \$ 2,447.48        | \$ 3,565.29         | \$ 382.00  | \$ -   | \$ 735.81                               | \$ 1,117.81                                 | \$ 69.36   | \$ 22.20   | \$ 1,026.25                                   |
| Wisley, Timothy D & Laura A   | 53-08-18-103-003.325-008 | 1599   | 1B              | N  | \$ 293,600             | \$ 135,010                          | \$ 158,590        | \$ 1.5437                             | \$ 2.2845                | \$ 2,361.34        | \$ 3,459.37         | \$ 370.65  | \$ -   | \$ 727.38                               | \$ 1,098.03                                 | \$ -   | \$ -   | \$ 1,098.03                                   |
| Khanna, Rekha & Harjit Chaudhary  | 53-08-18-103-003.326-008 | 1599   | 1B              | N  | \$ 308,000             | \$ 140,050                          | \$ 167,950        | \$ 1.5437                             | \$ 2.2845                | \$ 2,500.72        | \$ 3,630.74         | \$ 389.01  | \$ -   | \$ 741.02                               | \$ 1,130.02                                 | \$ 69.36   | \$ 22.20   | \$ 1,038.46                                   |
| Robertson, Clint & Brenda   | 53-08-18-103-003.327-008 | 1599   | 1B              | N  | \$ 225,000             | \$ 111,000                          | \$ 114,000        | \$ 1.5437                             | \$ 2.2845                | \$ 1,697.42        | \$ 2,642.96         | \$ 283.17  | \$ -   | \$ 662.36                               | \$ 945.54                                   | \$ 69.36   | \$ 22.20   | \$ 853.98                                     |
| Haley, Carmalita M  | 53-08-18-103-003.328-008 | 1599   | 1B              | N  | \$ 246,900             | \$ 118,665                          | \$ 128,235        | \$ 1.5437                             | \$ 2.2845                | \$ 1,909.36        | \$ 2,903.59         | \$ 311.09  | \$ -   | \$ 683.13                               | \$ 994.23                                   | \$ 69.36   | \$ 22.20   | \$ 902.67                                     |
| Stewart, William & Iris   | 53-08-18-103-003.329-008 | 1599   | 1B              | N  | \$ 249,000             | \$ 119,400                          | \$ 129,600        | \$ 1.5437                             | \$ 2.2845                | \$ 1,929.70        | \$ 2,928.58         | \$ 313.78  | \$ -   | \$ 685.10                               | \$ 998.88                                   | \$ 69.36   | \$ 22.20   | \$ 907.32                                     |
| Jeffers, Matthew D & Annette  | 53-08-18-103-003.330-008 | 1599   | 1B              | N  | \$ 268,800             | \$ 151,290                          | \$ 117,510        | \$ 1.5437                             | \$ 2.2845                | \$ 1,749.68        | \$ 2,900.03         | \$ 310.71  | \$ -   | \$ 839.64                               | \$ 1,150.35                                 | \$ 69.36   | \$ 22.20   | \$ 1,058.79                                   |
| Shah, Ashish & Deepa  | 53-08-18-103-003.331-008 | 1599   | 1B              | N  | \$ 284,500             | \$ 131,825                          | \$ 152,675        | \$ 1.5437                             | \$ 2.2845                | \$ 2,273.28        | \$ 3,351.07         | \$ 359.04  | \$ -   | \$ 718.75                               | \$ 1,077.79                                 | \$ 69.36   | \$ 22.20   | \$ 986.23                                     |
| Hallstein, Roy M & Kathleen A Revocable Trust                               | 53-08-18-103-003.332-008 | 1599   | 1B              | N  | \$ 254,800             | \$ -                                | \$ 254,800        | \$ 1.5437                             | \$ 2.2845                | \$ 3,933.36        | \$ 5,982.34         | \$ 640.96  | \$ -   | \$ 1,408.01                             | \$ 2,048.98                                 | \$ 69.36   | \$ 22.20   | \$ 1,957.42                                   |
| Eggleston, Samuel F   | 53-08-17-301-093.333-008 | 1599   | 1B              | N  | \$ 279,800             | \$ 130,180                          | \$ 149,620        | \$ 1.5437                             | \$ 2.2845                | \$ 2,227.78        | \$ 3,295.13         | \$ 353.04  | \$ -   | \$ 714.30                               | \$ 1,067.35                                 | \$ 69.36   | \$ 22.20   | \$ 975.79                                     |
| Khanna, Rajesh K & Ruchika  | 53-08-17-301-093.334-008 | 1599   | 1B              | N  | \$ 255,200             | \$ 121,570                          | \$ 133,630        | \$ 1.5437                             | \$ 2.2845                | \$ 1,989.70        | \$ 3,002.38         | \$ 321.69  | \$ -   | \$ 690.99                               | \$ 1,012.68                                 | \$ 69.36   | \$ 22.20   | \$ 921.12                                     |
| Jackson, Kerri  | 53-08-17-301-093.335-008 | 1599   | 1B              | N  | \$ 215,200             | \$ 107,570                          | \$ 107,630        | \$ 1.5437                             | \$ 2.2845                | \$ 1,602.56        | \$ 2,526.33         | \$ 270.69  | \$ -   | \$ 653.09                               | \$ 923.77                                   | \$ 69.36   | \$ 22.20   | \$ 832.21                                     |
| Sagerman, Denton G & Clancy, Kelly A  | 53-08-17-301-093.336-008 | 1599   | 1B              | N  | \$ 215,400             | \$ 107,640                          | \$ 107,760        | \$ 1.5437                             | \$ 2.2845                | \$ 1,604.50        | \$ 2,528.70         | \$ 270.93  | \$ -   | \$ 653.27                               | \$ 924.20                                   | \$ 69.36   | \$ 22.20   | \$ 832.64                                     |
| McMurray, Thomas J & Courtney N   | 53-08-17-301-093.337-008 | 1599   | 1B              | N  | \$ 282,100             | \$ 130,985                          | \$ 151,115        | \$ 1.5437                             | \$ 2.2845                | \$ 2,250.04        | \$ 3,322.51         | \$ 355.99  | \$ -   | \$ 716.48                               | \$ 1,072.47                                 | \$ 69.36   | \$ 22.20   | \$ 980.91                                     |
| Pedzinski, Jacob R; Line, Sarah M   | 53-08-17-301-093.338-008 | 1599   | 1B              | N  | \$ 189,600             | \$ 98,610                           | \$ 90,990         | \$ 1.5437                             | \$ 2.2845                | \$ 1,354.80        | \$ 2,221.66         | \$ 238.04  | \$ -   | \$ 628.82                               | \$ 866.86                                   | \$ 69.36   | \$ 22.20   | \$ 775.30                                     |
| Waite, Craig A & Sarah A  | 53-08-17-301-093.339-008 | 1599   | 1B              | N  | \$ 227,200             | \$ 111,770                          | \$ 115,430        | \$ 1.5437                             | \$ 2.2845                | \$ 1,718.72        | \$ 2,669.15         | \$ 285.99  | \$ -   | \$ 664.44                               | \$ 950.43                                   | \$ 69.36   | \$ 22.20   | \$ 858.87                                     |
| Kieffaber, Gary L   | 53-08-20-400-075.000-008 |        | 1B              | N  | \$ 87,800              | \$ -                                | \$ 87,800         | \$ 1.5437                             | \$ 2.2845                | \$ 1,355.36        | \$ 2,061.42         | \$ 220.87  | \$ -   | \$ 485.19                               | \$ 706.06                                   | \$ 69.36   | \$ 14.76   | \$ 621.94                                     |
| Kieffaber, Gary L   | 53-08-20-400-081.000-008 |        | 1B              | N  | \$ 21,600              | \$ -                                | \$ 21,600         | \$ 1.5437                             | \$ 2.2845                | \$ 333.44          | \$ 552.66           | \$ 59.21   | \$ -   | \$ 160.01                               | \$ 219.22                                   | \$ -   | \$ -   | \$ 219.22                                     |

# City of Bloomington



## Area #1B: South-West Annexation Area - Tax Impacts Analysis

Note (1): This section shows the inc/(dec) in tax bills due to differences between township fire protection rates and the Monroe Fire Protection District fire rate

| Owner Name   | Parcel #                 | Waiver | Annexation Area | AG | 2020 Pay 2021 Gross AV | 2020 Pay 2021 Deductions/Exemptions | 2020 Pay 2021 NAV | Pre-Annex 2020 Pay 2021 Prop Tax Rate | Post-Annex Prop Tax Rate | Pre-Annex Tax Bill | Post-Annex Tax Bill | Net Tax Bill Increase Due Solely to AV Growth (12% - Aggregate over 4 years) | Net Tax Bill Increase Due to Difference Between Fire Rates (1) | Net Tax Bill Increase Due to Annexation | Total Post-Annexation Net Tax Bill Increase | Benefit 1 Yearly Sewer Bill Savings (@ 4000 Gal/Month) | Benefit 2 Yearly Fire Protection (Water Surcharge) Savings | Post-Annex Tax Bill Inc/(Dec) Net of Benefits |
|--|--------------------------|--------|-----------------|----|------------------------|-------------------------------------|-------------------|---------------------------------------|--------------------------|--------------------|---------------------|--|--|---|---|--|--|---|
| Kieffaber, Gary L  | 53-08-20-400-055.000-008 |        | 1B              | N  | \$ 127,100             | \$ 73,735                           | \$ 53,365         | \$ 1.5437                             | \$ 2.2845                | \$ 794.60          | \$ 1,317.00         | \$ 141.11  | \$ -   | \$ 381.29                               | \$ 522.40                                   | \$ 69.36   | \$ 22.20   | \$ 430.84                                     |
| Kieffaber, Gary L  | 53-08-20-400-079.000-008 |        | 1B              | N  | \$ 600                 | \$ -                                | \$ 600            | \$ 1.5437                             | \$ 2.2845                | \$ 9.26            | \$ 15.35            | \$ 1.64  | \$ -   | \$ 4.45                                 | \$ 6.09                                     | \$ -   | \$ -   | \$ 6.09                                       |
| Buckley, Wendy   | 53-08-17-302-043.000-008 | 1599   | 1B              | N  | \$ 162,100             | \$ 88,810                           | \$ 73,290         | \$ 1.5437                             | \$ 2.2845                | \$ 1,091.26        | \$ 1,808.73         | \$ 193.80  | \$ -   | \$ 523.67                               | \$ 717.47                                   | \$ 69.36   | \$ 22.20   | \$ 625.91                                     |
| Roach, Marcia A  | 53-08-17-302-017.000-008 | 1599   | 1B              | N  | \$ 191,200             | \$ 99,170                           | \$ 92,030         | \$ 1.5437                             | \$ 2.2845                | \$ 1,370.28        | \$ 2,240.71         | \$ 240.08  | \$ -   | \$ 630.34                               | \$ 870.43                                   | \$ 69.36   | \$ 22.20   | \$ 778.87                                     |
| Nawabi, Fawzia   | 53-08-17-302-011.000-008 | 1599   | 1B              | N  | \$ 205,800             | \$ 104,105                          | \$ 101,695        | \$ 1.5437                             | \$ 2.2845                | \$ 1,514.20        | \$ 2,409.04         | \$ 258.10  | \$ -   | \$ 636.73                               | \$ 894.84                                   | \$ 69.36   | \$ 22.20   | \$ 803.28                                     |
| Brinton, Donna   | 53-08-17-302-007.000-008 | 1599   | 1B              | N  | \$ 165,100             | \$ 90,035                           | \$ 75,065         | \$ 1.5437                             | \$ 2.2845                | \$ 1,117.68        | \$ 1,852.53         | \$ 198.49  | \$ -   | \$ 536.36                               | \$ 734.85                                   | \$ 69.36   | \$ 22.20   | \$ 643.29                                     |
| Johnson, Robert S & Lila D   | 53-08-17-302-060.000-008 | 1599   | 1B              | N  | \$ 181,800             | \$ 95,880                           | \$ 85,920         | \$ 1.5437                             | \$ 2.2845                | \$ 1,279.32        | \$ 2,120.41         | \$ 227.18  | \$ -   | \$ 613.92                               | \$ 841.09                                   | \$ 69.36   | \$ 22.20   | \$ 749.53                                     |
| Draughn, Corey N & Rachel I C  | 53-08-17-302-012.000-008 | 1599   | 1B              | N  | \$ 197,500             | \$ 101,375                          | \$ 96,125         | \$ 1.5437                             | \$ 2.2845                | \$ 1,431.26        | \$ 2,315.68         | \$ 248.11  | \$ -   | \$ 636.31                               | \$ 884.42                                   | \$ 69.36   | \$ 22.20   | \$ 792.86                                     |
| Appleget, Michael L & Janet L  | 53-08-17-302-037.000-008 | 1599   | 1B              | N  | \$ 174,700             | \$ 132,355                          | \$ 42,345         | \$ 1.5437                             | \$ 2.2845                | \$ 630.50          | \$ 1,045.02         | \$ 111.96  | \$ -   | \$ 302.56                               | \$ 414.52                                   | \$ 69.36   | \$ 22.20   | \$ 322.96                                     |
| Ngyuen, Khanh & Hong   | 53-08-17-302-026.000-008 | 1599   | 1B              | N  | \$ 188,300             | \$ 97,455                           | \$ 90,845         | \$ 1.5437                             | \$ 2.2845                | \$ 1,352.64        | \$ 2,184.53         | \$ 234.05  | \$ -   | \$ 597.84                               | \$ 831.89                                   | \$ 69.36   | \$ 22.20   | \$ 740.33                                     |
| Pieroni, Blake John  | 53-08-17-302-040.000-008 | 1599   | 1B              | N  | \$ 216,600             | \$ 108,060                          | \$ 108,540        | \$ 1.5437                             | \$ 2.2845                | \$ 1,616.12        | \$ 2,542.99         | \$ 272.47  | \$ -   | \$ 654.40                               | \$ 926.87                                   | \$ 69.36   | \$ 22.20   | \$ 835.31                                     |
| Morrison, Travis S   | 53-08-17-302-055.000-008 | 1599   | 1B              | N  | \$ 189,400             | \$ 98,540                           | \$ 90,860         | \$ 1.5437                             | \$ 2.2845                | \$ 1,352.88        | \$ 2,219.27         | \$ 237.78  | \$ -   | \$ 628.62                               | \$ 866.39                                   | \$ 69.36   | \$ 22.20   | \$ 774.83                                     |
| Jacobsen, Chayton Walker; Jacobsen, Keith Andre & Lorie Allison      | 53-08-17-302-052.000-008 | 1599   | 1B              | N  | \$ 182,100             | \$ 147,320                          | \$ 34,780         | \$ 1.5437                             | \$ 2.2845                | \$ 517.86          | \$ 858.34           | \$ 91.97   | \$ -   | \$ 248.51                               | \$ 340.48                                   | \$ 69.36   | \$ 22.20   | \$ 248.92                                     |
| Ryan, Courtney A; Davis, Zachary R                                   | 53-08-17-302-029.000-008 | 1599   | 1B              | N  | \$ 222,100             | \$ 109,985                          | \$ 112,115        | \$ 1.5437                             | \$ 2.2845                | \$ 1,669.36        | \$ 2,608.45         | \$ 279.48  | \$ -   | \$ 659.61                               | \$ 939.09                                   | \$ 69.36   | \$ 22.20   | \$ 847.53                                     |
| White, Thomas D  | 53-08-17-302-030.000-008 | 1599   | 1B              | N  | \$ 171,600             | \$ 92,310                           | \$ 79,290         | \$ 1.5437                             | \$ 2.2845                | \$ 1,180.60        | \$ 1,956.81         | \$ 209.66  | \$ -   | \$ 566.55                               | \$ 776.21                                   | \$ 69.36   | \$ 22.20   | \$ 684.65                                     |
| Parkinson, Wayne & Carol F   | 53-08-17-302-051.000-008 | 1599   | 1B              | N  | \$ 175,500             | \$ 93,675                           | \$ 81,825         | \$ 1.5437                             | \$ 2.2845                | \$ 1,218.34        | \$ 2,019.36         | \$ 216.36  | \$ -   | \$ 584.66                               | \$ 801.02                                   | \$ 69.36   | \$ 22.20   | \$ 709.46                                     |
| Bosley, Brian C  | 53-08-17-302-008.000-008 | 1599   | 1B              | N  | \$ 181,700             | \$ 120,805                          | \$ 60,895         | \$ 1.5437                             | \$ 2.2845                | \$ 906.72          | \$ 1,502.83         | \$ 161.01  | \$ -   | \$ 435.10                               | \$ 596.11                                   | \$ 69.36   | \$ 22.20   | \$ 504.55                                     |
| Lortz, Lindsey A   | 53-08-17-302-024.000-008 | 1599   | 1B              | N  | \$ 163,800             | \$ 89,580                           | \$ 74,220         | \$ 1.5437                             | \$ 2.2845                | \$ 1,105.10        | \$ 1,831.66         | \$ 196.24  | \$ -   | \$ 530.32                               | \$ 726.56                                   | \$ 69.36   | \$ 22.20   | \$ 635.00                                     |
| Duzan, Jane  | 53-08-17-302-023.000-008 | 1599   | 1B              | N  | \$ 162,700             | \$ 89,195                           | \$ 73,505         | \$ 1.5437                             | \$ 2.2845                | \$ 1,094.46        | \$ 1,814.03         | \$ 194.37  | \$ -   | \$ 525.20                               | \$ 719.57                                   | \$ 69.36   | \$ 22.20   | \$ 628.01                                     |
| Rigali, Sharlene Adrianna  | 53-08-17-302-038.000-008 | 1599   | 1B              | N  | \$ 187,200             | \$ 97,770                           | \$ 89,430         | \$ 1.5437                             | \$ 2.2845                | \$ 1,331.58        | \$ 2,193.10         | \$ 234.98  | \$ -   | \$ 626.54                               | \$ 861.52                                   | \$ 69.36   | \$ 22.20   | \$ 769.96                                     |
| True Ventures LLC  | 53-08-17-302-039.000-008 | 1599   | 1B              | N  | \$ 218,900             | \$ -                                | \$ 218,900        | \$ 1.5437                             | \$ 2.2845                | \$ 3,379.16        | \$ 5,139.46         | \$ 550.66  | \$ -   | \$ 1,209.64                             | \$ 1,760.30                                 | \$ 69.36   | \$ 22.20   | \$ 1,668.74                                   |
| Leopold, Mary A  | 53-08-17-301-093.340-008 | 1599   | 1B              | N  | \$ 191,400             | \$ 99,240                           | \$ 92,160         | \$ 1.5437                             | \$ 2.2845                | \$ 1,372.22        | \$ 2,243.08         | \$ 240.33  | \$ -   | \$ 630.53                               | \$ 870.86                                   | \$ 69.36   | \$ 22.20   | \$ 779.30                                     |
| Dejongh, Antony Mikel  | 53-08-17-301-093.341-008 | 1599   | 1B              | N  | \$ 266,400             | \$ 125,490                          | \$ 140,910        | \$ 1.5437                             | \$ 2.2845                | \$ 2,098.10        | \$ 3,135.66         | \$ 335.96  | \$ -   | \$ 701.60                               | \$ 1,037.56                                 | \$ 69.36   | \$ 22.20   | \$ 946.00                                     |
| Gibson, Samuel M & Sara M  | 53-08-17-301-093.342-008 | 1599   | 1B              | N  | \$ 236,800             | \$ 115,130                          | \$ 121,670        | \$ 1.5437                             | \$ 2.2845                | \$ 1,811.62        | \$ 2,783.38         | \$ 298.21  | \$ -   | \$ 673.55                               | \$ 971.76                                   | \$ 69.36   | \$ 22.20   | \$ 880.20                                     |
| Patel, Pratik & Hiteksha   | 53-08-17-301-093.343-008 | 1599   | 1B              | N  | \$ 223,700             | \$ 110,370                          | \$ 113,330        | \$ 1.5437                             | \$ 2.2845                | \$ 1,687.44        | \$ 2,622.08         | \$ 280.94  | \$ -   | \$ 653.70                               | \$ 934.64                                   | \$ 69.36   | \$ 22.20   | \$ 843.08                                     |
| Langley, Glen J & Denise A   | 53-08-17-407-033.000-008 | 1217   | 1B              | N  | \$ 127,600             | \$ -                                | \$ 127,600        | \$ 1.5437                             | \$ 2.2845                | \$ 1,969.76        | \$ 2,995.86         | \$ 320.99  | \$ -   | \$ 705.12                               | \$ 1,026.10                                 | \$ 69.36   | \$ 22.20   | \$ 934.54                                     |
| Berta, Nicholas Alan & Schroeder, Sylvia                             | 53-08-17-407-042.000-008 | 1277   | 1B              | N  | \$ 186,200             | \$ 97,420                           | \$ 88,780         | \$ 1.5437                             | \$ 2.2845                | \$ 1,321.90        | \$ 2,181.20         | \$ 233.71  | \$ -   | \$ 625.60                               | \$ 859.30                                   | \$ 69.36   | \$ 22.20   | \$ 767.74                                     |
| Hoeksema Properties LLC  | 53-08-17-100-018.000-008 | 1014   | 1B              | N  | \$ 101,400             | \$ 81,740                           | \$ 19,660         | \$ 1.5437                             | \$ 2.2845                | \$ 213.88          | \$ 218.16           | \$ -   | \$ -   | \$ 4.28                                 | \$ 4.28                                     | \$ 69.36   | \$ 14.76   | \$ (79.84)                                    |
| Sympson, Kyle  | 53-08-17-302-061.000-008 | 1599   | 1B              | N  | \$ 179,000             | \$ 91,900                           | \$ 87,100         | \$ 1.5437                             | \$ 2.2845                | \$ 1,296.88        | \$ 2,098.74         | \$ 224.87  | \$ -   | \$ 577.00                               | \$ 801.86                                   | \$ -   | \$ -   | \$ 801.86                                     |
| Kaul, Shivi & Alok   | 53-08-17-302-013.000-008 | 1599   | 1B              | N  | \$ 195,900             | \$ 100,815                          | \$ 95,085         | \$ 1.5437                             | \$ 2.2845                | \$ 1,415.78        | \$ 2,296.63         | \$ 246.06  | \$ -   | \$ 634.79                               | \$ 880.85                                   | \$ 69.36   | \$ 22.20   | \$ 789.29                                     |
| Branam, Debra J  | 53-08-17-302-054.000-008 | 1599   | 1B              | N  | \$ 187,700             | \$ 94,945                           | \$ 92,755         | \$ 1.5437                             | \$ 2.2845                | \$ 1,381.08        | \$ 2,202.29         | \$ 235.97  | \$ -   | \$ 585.24                               | \$ 821.21                                   | \$ 69.36   | \$ 22.20   | \$ 729.65                                     |
| Myers, Caroline R Hillen; Boruff, Lori Anne Hillen; Hillen, Alison J | 53-08-17-407-040.000-008 |        | 1B              | N  | \$ 110,700             | \$ -                                | \$ 110,700        | \$ 1.5437                             | \$ 2.2845                | \$ 1,708.88        | \$ 2,599.08         | \$ 278.47  | \$ -   | \$ 611.72                               | \$ 890.20                                   | \$ 69.36   | \$ 14.76   | \$ 806.08                                     |
| Haley, Patricia J Revocable Trust                                    | 53-08-17-100-010.000-008 | 1758   | 1B              | N  | \$ 154,800             | \$ -                                | \$ 154,800        | \$ 1.5437                             | \$ 2.2845                | \$ 2,389.64        | \$ 3,634.48         | \$ 389.41  | \$ -   | \$ 855.43                               | \$ 1,244.84                                 | \$ 69.36   | \$ 22.20   | \$ 1,153.28                                   |
| Haley, Patricia J Revocable Trust                                    | 53-01-41-358-000.000-008 |        | 1B              | N  | \$ 21,400              | \$ -                                | \$ 21,400         | \$ 1.5437                             | \$ 2.2845                | \$ 330.36          | \$ 547.55           | \$ 58.67   | \$ -   | \$ 158.52                               | \$ 217.19                                   | \$ -   | \$ -   | \$ 217.19                                     |
| Haley, Patricia J Revocable Trust                                    | 53-08-16-200-027.000-008 |        | 1B              | N  | \$ 2,100               | \$ -                                | \$ 2,100          | \$ 1.5437                             | \$ 2.2845                | \$ 32.42           | \$ 53.73            | \$ 5.76  | \$ -   | \$ 15.55                                | \$ 21.31                                    | \$ -   | \$ -   | \$ 21.31                                      |
| Haley, Patricia J Revocable Trust w/l/e                              | 53-01-41-360-000.000-008 |        | 1B              | N  | \$ 242,900             | \$ -                                | \$ 242,900        | \$ 1.5437                             | \$ 2.2845                | \$ 3,749.64        | \$ 5,766.38         | \$ 617.83  | \$ -   | \$ 1,398.92                             | \$ 2,016.74                                 | \$ 69.36   | \$ 22.20   | \$ 1,925.18                                   |
| Haley, Patricia J Revocable Trust w/l/e                              | 53-08-16-200-053.000-008 |        | 1B              | N  | \$ 6,500               | \$ -                                | \$ 6,500          | \$ 1.5437                             | \$ 2.2845                | \$ 100.34          | \$ 166.31           | \$ 17.82   | \$ -   | \$ 48.15                                | \$ 65.97                                    | \$ -   | \$ -   | \$ 65.97                                      |
| Haley, Patricia J Revocable Trust w/l/e                              | 53-01-41-362-000.000-008 |        | 1B              | N  | \$ 17,500              | \$ -                                | \$ 17,500         | \$ 1.5437                             | \$ 2.2845                | \$ 270.16          | \$ 447.76           | \$ 47.97   | \$ -   | \$ 129.63                               | \$ 177.60                                   | \$ -   | \$ -   | \$ 177.60                                     |
| Haley, Patricia J Revocable Trust w/l/e                              | 53-08-16-200-021.000-008 |        | 1B              | N  | \$ 2,500               | \$ -                                | \$ 2,500          | \$ 1.5437                             | \$ 2.2845                | \$ 38.60           | \$ 63.97            | \$ 6.85  | \$ -   | \$ 18.51                                | \$ 25.37                                    | \$ -   | \$ -   | \$ 25.37                                      |
| Haley, Patricia J Revocable Trust                                    | 53-01-41-363-000.000-008 |        | 1B              | N  | \$ 35,000              | \$ -                                | \$ 35,000         | \$ 1.5437                             | \$ 2.2845                | \$ 540.30          | \$ 895.52           | \$ 95.95   | \$ -   | \$ 259.27                               | \$ 355.22                                   | \$ -   | \$ -   | \$ 355.22                                     |
| Paquette, Tina M   | 53-08-19-200-047.000-008 |        | 1B              | N  | \$ 115,400             | \$ 72,640                           | \$ 42,760         | \$ 1.5437                             | \$ 2.2845                | \$ 636.68          | \$ 1,055.26         | \$ 113.06  | \$ -   | \$ 305.52                               | \$ 418.58                                   | \$ -   | \$ -   | \$ 418.58                                     |
| City of Bloomington, Indiana, Board of Park Commissioners            | 53-08-17-400-029.000-008 |        | 1B              | N  | \$ -                   | \$ -                                | \$ -              | \$ 1.5437                             | \$ 2.2845                | \$ -               | \$ -                | \$ -   | \$ -   | \$ -                                    | \$ -  | \$ -   | \$ -   | \$ -  |
| Drake, Steven M  | 53-08-17-102-039.000-008 |        | 1B              | N  | \$ 142,400             | \$ 78,915                           | \$ 63,485         | \$ 1.5437                             | \$ 2.2845                | \$ 945.54          | \$ 1,567.19         | \$ 167.91  | \$ -   | \$ 453.74                               | \$ 621.65                                   | \$ 69.36   | \$ 14.76   | \$ 537.53                                     |
| Denson, Gary L & Terri L.  | 53-08-17-110-009.000-008 | 1930   | 1B              | N  | \$ 171,500             | \$ 87,410                           | \$ 84,090         | \$ 1.5437                             | \$ 2.2845                | \$ 1,258.04        | \$ 2,085.16         | \$ 223.41  | \$ -   | \$ 603.70                               | \$ 827.12                                   | \$ 69.36   | \$ 14.76   | \$ 743.00                                     |
| Tuck & Roll Properties LLC   | 53-01-43-311-000.000-008 |        | 1B              | N  | \$ 213,300             | \$ -                                | \$ 213,300        | \$ 1.5437                             | \$ 2.2845                | \$ 3,292.72        | \$ 5,009.66         | \$ 536.75  | \$ -   | \$ 1,180.19                             | \$ 1,716.94                                 | \$ -   | \$ -   | \$ 1,716.94                                   |
| Public Service Company Of Indiana, Inc.                              | 53-08-20-100-010.000-008 |        | 1B              | N  | \$ 30,000              | \$ -                                | \$ 30,000         | \$ 1.5437                             | \$ 2.2845                | \$ 463.12          | \$ 767.59           | \$ 82.24   | \$ -   | \$ 222.23                               | \$ 304.47                                   | \$ -   | \$ -   | \$ 304.47                                     |

# City of Bloomington

## Area #1B: South-West Annexation Area - Tax Impacts Analysis

Note (1): This section shows the inc/(dec) in tax bills due to differences between township fire protection rates and the Monroe Fire Protection District fire rate

| Owner Name   | Parcel #                 | Waiver | Annexation Area | AG | 2020 Pay 2021 Gross AV | 2020 Pay 2021 Deductions/Exemptions | 2020 Pay 2021 NAV | Pre-Annex 2020 Pay 2021 Prop Tax Rate | Post-Annex Prop Tax Rate | Pre-Annex Tax Bill | Post-Annex Tax Bill | Net Tax Bill Increase Due Solely to AV Growth (12% - Aggregate over 4 years) | Net Tax Bill Increase Due to Difference Between Fire Rates (1) | Net Tax Bill Increase Due to Annexation | Total Post-Annexation Net Tax Bill Increase | Benefit 1 Yearly Sewer Bill Savings (@ 4000 Gal/Month) | Benefit 2 Yearly Fire Protection (Water Surcharge) Savings | Post-Annex Tax Bill Inc/(Dec) Net of Benefits |
|--|--------------------------|--------|-----------------|----|------------------------|-------------------------------------|-------------------|---------------------------------------|--------------------------|--------------------|---------------------|--|--|---|---|--|--|---|
| Miller, Joshua   | 53-08-17-204-006.000-008 |        | 1B              | N  | \$ 134,900             | \$ 76,465                           | \$ 58,435         | \$ 1.5437                             | \$ 2.2845                | \$ 870.08          | \$ 1,442.11         | \$ 154.51  | \$ -   | \$ 417.52                               | \$ 572.03                                   | \$ 69.36   | \$ 14.76   | \$ 487.91                                     |
| Carrasco, Raul & Rita                                    | 53-08-17-102-075.000-008 | 1258   | 1B              | N  | \$ 143,100             | \$ 82,335                           | \$ 60,765         | \$ 1.5437                             | \$ 2.2845                | \$ 904.76          | \$ 1,499.63         | \$ 160.68  | \$ -   | \$ 434.19                               | \$ 594.87                                   | \$ 69.36   | \$ 14.76   | \$ 510.75                                     |
| Wilhite, Kevin & Manli Deng                              | 53-08-17-402-005.000-008 | 1213   | 1B              | N  | \$ 115,000             | \$ 69,500                           | \$ 45,500         | \$ 1.5437                             | \$ 2.2845                | \$ 677.48          | \$ 1,122.89         | \$ 120.31  | \$ -   | \$ 325.10                               | \$ 445.41                                   | \$ 69.36   | \$ 14.76   | \$ 361.29                                     |
| Groth, Joseph W & Caitlin M                              | 53-08-17-102-002.000-008 |        | 1B              | N  | \$ 148,500             | \$ 84,225                           | \$ 64,275         | \$ 1.5437                             | \$ 2.2845                | \$ 957.04          | \$ 1,586.25         | \$ 169.96  | \$ -   | \$ 459.25                               | \$ 629.21                                   | \$ 69.36   | \$ 14.76   | \$ 545.09                                     |
| Ferguson, Ricky L.                                       | 53-08-17-102-033.000-008 |        | 1B              | N  | \$ 121,300             | \$ 88,705                           | \$ 32,595         | \$ 1.5437                             | \$ 2.2845                | \$ 165.88          | \$ 169.20           | \$ -   | \$ -   | \$ 3.32                                 | \$ 3.32                                     | \$ 69.36   | \$ 14.76   | \$ (80.80)                                    |
| Cassady, Randy   | 53-08-20-400-070.000-008 | 2284   | 1B              | N  | \$ 443,200             | \$ 212,745                          | \$ 230,455        | \$ 1.5437                             | \$ 2.2845                | \$ 3,434.68        | \$ 5,208.25         | \$ 558.03  | \$ -   | \$ 1,215.54                             | \$ 1,773.57                                 | \$ -   | \$ -   | \$ 1,773.57                                   |
| Bloomington Board Of Park                                | 53-08-20-400-096.000-008 |        | 1B              | N  | \$ -                   | \$ -                                | \$ -              | \$ 1.5437                             | \$ 2.2845                | \$ -               | \$ -                | \$ -   | \$ -   | \$ -                                    | \$ -  | \$ -   | \$ -   | \$ -  |
| Vollmar, Nathan  | 53-08-17-103-010.000-008 |        | 1B              | N  | \$ 156,200             | \$ 86,920                           | \$ 69,280         | \$ 1.5437                             | \$ 2.2845                | \$ 1,031.56        | \$ 1,709.78         | \$ 183.20  | \$ -   | \$ 495.02                               | \$ 678.22                                   | \$ 69.36   | \$ 22.20   | \$ 586.66                                     |
| Mann, Ashley N   | 53-08-17-407-008.000-008 | 1321   | 1B              | N  | \$ 106,600             | \$ 69,560                           | \$ 37,040         | \$ 1.5437                             | \$ 2.2845                | \$ 551.52          | \$ 914.11           | \$ 97.94   | \$ -   | \$ 264.64                               | \$ 362.59                                   | \$ 69.36   | \$ 22.20   | \$ 271.03                                     |
| Campbell, Kevin A & Liza M                               | 53-08-17-301-093.344-008 | 1599   | 1B              | N  | \$ 236,700             | \$ 115,095                          | \$ 121,605        | \$ 1.5437                             | \$ 2.2845                | \$ 1,810.66        | \$ 2,782.21         | \$ 298.10  | \$ -   | \$ 673.45                               | \$ 971.55                                   | \$ 69.36   | \$ 22.20   | \$ 879.99                                     |
| Shah, Akash  | 53-08-17-301-093.345-008 | 1599   | 1B              | N  | \$ 248,400             | \$ 116,190                          | \$ 132,210        | \$ 1.5437                             | \$ 2.2845                | \$ 1,968.56        | \$ 2,924.67         | \$ 313.35  | \$ -   | \$ 642.76                               | \$ 956.11                                   | \$ 69.36   | \$ 22.20   | \$ 864.55                                     |
| Sotomayor,Santiago F & Ashley R                          | 53-08-17-301-093.346-008 | 1599   | 1B              | N  | \$ 244,700             | \$ 117,895                          | \$ 126,805        | \$ 1.5437                             | \$ 2.2845                | \$ 1,888.08        | \$ 2,877.41         | \$ 308.30  | \$ -   | \$ 681.03                               | \$ 989.33                                   | \$ 69.36   | \$ 22.20   | \$ 897.77                                     |
| Wyatt, John W III; Wyatt, Charlene J; Wyatt, Jayse B     | 53-08-17-301-093.347-008 | 1599   | 1B              | N  | \$ 212,900             | \$ 106,660                          | \$ 106,240        | \$ 1.5437                             | \$ 2.2845                | \$ 1,581.88        | \$ 2,495.71         | \$ 267.40  | \$ -   | \$ 646.43                               | \$ 913.83                                   | \$ 69.36   | \$ 22.20   | \$ 822.27                                     |
| Ryan, Michael A & Erin K                                 | 53-08-17-301-093.348-008 | 1599   | 1B              | N  | \$ 230,600             | \$ 112,960                          | \$ 117,640        | \$ 1.5437                             | \$ 2.2845                | \$ 1,751.62        | \$ 2,709.61         | \$ 290.32  | \$ -   | \$ 667.67                               | \$ 957.99                                   | \$ 69.36   | \$ 22.20   | \$ 866.43                                     |
| Ivey, Brooke B & James V                                 | 53-08-17-301-093.349-008 | 1599   | 1B              | N  | \$ 268,200             | \$ 3,000                            | \$ 265,200        | \$ 1.5437                             | \$ 2.2845                | \$ 4,093.88        | \$ 6,293.71         | \$ 674.33  | \$ -   | \$ 1,525.51                             | \$ 2,199.83                                 | \$ 69.36   | \$ 22.20   | \$ 2,108.27                                   |
| Brown, Deanne L  | 53-08-17-301-093.350-008 | 1599   | 1B              | N  | \$ 241,800             | \$ 116,880                          | \$ 124,920        | \$ 1.5437                             | \$ 2.2845                | \$ 1,860.00        | \$ 2,842.89         | \$ 304.59  | \$ -   | \$ 678.30                               | \$ 986.00                                   | \$ 69.36   | \$ 22.20   | \$ 891.33                                     |
| Alexander, Cody & Nika                                   | 53-08-17-301-093.351-008 | 1599   | 1B              | N  | \$ 256,900             | \$ 122,165                          | \$ 134,735        | \$ 1.5437                             | \$ 2.2845                | \$ 2,006.16        | \$ 3,022.60         | \$ 323.85  | \$ -   | \$ 692.59                               | \$ 1,016.44                                 | \$ 69.36   | \$ 22.20   | \$ 924.88                                     |
| Mathis, Jason M & Heather M                              | 53-08-17-301-093.352-008 | 1599   | 1B              | N  | \$ 288,900             | \$ 133,365                          | \$ 155,535        | \$ 1.5437                             | \$ 2.2845                | \$ 2,315.84        | \$ 3,403.43         | \$ 364.65  | \$ -   | \$ 722.94                               | \$ 1,087.59                                 | \$ 69.36   | \$ 22.20   | \$ 996.03                                     |
| Rhodes, Jesse M & Anne L                                 | 53-08-17-301-093.353-008 | 1599   | 1B              | N  | \$ 286,000             | \$ 132,350                          | \$ 153,650        | \$ 1.5437                             | \$ 2.2845                | \$ 2,287.80        | \$ 3,368.92         | \$ 360.96  | \$ -   | \$ 720.16                               | \$ 1,081.12                                 | \$ 69.36   | \$ 22.20   | \$ 989.56                                     |
| Johnson, Wyatt & Hattie L                                | 53-08-17-301-093.354-008 | 1599   | 1B              | N  | \$ 259,900             | \$ 122,900                          | \$ 137,000        | \$ 1.5437                             | \$ 2.2845                | \$ 2,039.88        | \$ 3,048.56         | \$ 326.63  | \$ -   | \$ 682.05                               | \$ 1,008.68                                 | \$ 69.36   | \$ 22.20   | \$ 917.12                                     |
| Lewis, Nicholas W  | 53-08-17-301-093.355-008 | 1599   | 1B              | N  | \$ 194,500             | \$ 100,325                          | \$ 94,175         | \$ 1.5437                             | \$ 2.2845                | \$ 1,402.24        | \$ 2,279.97         | \$ 244.28  | \$ -   | \$ 633.45                               | \$ 877.73                                   | \$ 69.36   | \$ 22.20   | \$ 786.17                                     |
| Johnson, Derek A & Emilie S                              | 53-08-17-301-093.356-008 | 1599   | 1B              | N  | \$ 202,500             | \$ 103,125                          | \$ 99,375         | \$ 1.5437                             | \$ 2.2845                | \$ 1,479.64        | \$ 2,375.18         | \$ 254.48  | \$ -   | \$ 641.06                               | \$ 895.54                                   | \$ 69.36   | \$ 22.20   | \$ 803.98                                     |
| Williams, Brian M. & Molly Ann                           | 53-08-17-301-093.357-008 | 1599   | 1B              | N  | \$ 246,900             | \$ 118,665                          | \$ 128,235        | \$ 1.5437                             | \$ 2.2845                | \$ 1,909.36        | \$ 2,903.59         | \$ 311.09  | \$ -   | \$ 683.13                               | \$ 994.23                                   | \$ 69.36   | \$ 22.20   | \$ 902.67                                     |
| Meyer, Joseph A & Dori A                                 | 53-08-18-103-003.358-008 | 1599   | 1B              | N  | \$ 209,000             | \$ 105,400                          | \$ 103,600        | \$ 1.5437                             | \$ 2.2845                | \$ 1,542.56        | \$ 2,452.54         | \$ 262.77  | \$ -   | \$ 647.21                               | \$ 909.98                                   | \$ 69.36   | \$ 22.20   | \$ 818.42                                     |
| Cullison, Joshua E & Kate Bodack                         | 53-08-18-103-003.359-008 | 1599   | 1B              | N  | \$ 269,800             | \$ 126,680                          | \$ 143,120        | \$ 1.5437                             | \$ 2.2845                | \$ 2,131.00        | \$ 3,176.12         | \$ 340.29  | \$ -   | \$ 704.82                               | \$ 1,045.12                                 | \$ 69.36   | \$ 22.20   | \$ 953.56                                     |
| Truong, Hoai Thi   | 53-08-18-103-003.360-008 | 1599   | 1B              | N  | \$ 218,900             | \$ 108,865                          | \$ 110,035        | \$ 1.5437                             | \$ 2.2845                | \$ 1,638.38        | \$ 2,570.36         | \$ 275.39  | \$ -   | \$ 656.58                               | \$ 931.98                                   | \$ 69.36   | \$ 22.20   | \$ 840.42                                     |
| Patterson, Lawrence D & Nancy N Revocable Trust          | 53-08-18-103-003.361-008 | 1599   | 1B              | N  | \$ 241,100             | \$ 113,635                          | \$ 127,465        | \$ 1.5437                             | \$ 2.2845                | \$ 1,897.92        | \$ 2,837.80         | \$ 304.05  | \$ -   | \$ 635.83                               | \$ 939.88                                   | \$ 69.36   | \$ 22.20   | \$ 848.32                                     |
| Brashear, Stefanie E & Chad O Heacox                     | 53-08-18-103-003.362-008 | 1599   | 1B              | N  | \$ 198,600             | \$ 101,760                          | \$ 96,840         | \$ 1.5437                             | \$ 2.2845                | \$ 1,441.92        | \$ 2,328.77         | \$ 249.52  | \$ -   | \$ 637.34                               | \$ 886.85                                   | \$ 69.36   | \$ 22.20   | \$ 795.29                                     |
| Mercado-Alicea, Victor L & Feliciano-Reyes, Adoracion    | 53-08-18-103-003.363-008 | 1599   | 1B              | N  | \$ 210,300             | \$ 105,855                          | \$ 104,445        | \$ 1.5437                             | \$ 2.2845                | \$ 1,555.16        | \$ 2,468.00         | \$ 264.42  | \$ -   | \$ 648.42                               | \$ 912.84                                   | \$ 69.36   | \$ 22.20   | \$ 821.28                                     |
| Holguin, Elaina C  | 53-08-17-302-025.000-008 | 1599   | 1B              | N  | \$ 190,300             | \$ 98,855                           | \$ 91,445         | \$ 1.5437                             | \$ 2.2845                | \$ 1,361.58        | \$ 2,229.98         | \$ 238.92  | \$ -   | \$ 629.48                               | \$ 868.40                                   | \$ 69.36   | \$ 22.20   | \$ 776.84                                     |
| Damico, Susan; Adams, Grant                              | 53-08-17-302-044.000-008 | 1599   | 1B              | N  | \$ 207,900             | \$ 105,015                          | \$ 102,885        | \$ 1.5437                             | \$ 2.2845                | \$ 1,531.92        | \$ 2,439.44         | \$ 261.37  | \$ -   | \$ 646.16                               | \$ 907.52                                   | \$ 69.36   | \$ 22.20   | \$ 815.96                                     |
| Wolf, Adam Scott & Mary Frieda White                     | 53-08-17-302-028.000-008 | 1599   | 1B              | N  | \$ 185,300             | \$ 97,105                           | \$ 88,195         | \$ 1.5437                             | \$ 2.2845                | \$ 1,313.20        | \$ 2,170.47         | \$ 232.54  | \$ -   | \$ 624.73                               | \$ 857.27                                   | \$ 69.36   | \$ 22.20   | \$ 765.71                                     |
| Frank, Colin S   | 53-08-17-302-019.000-008 | 1599   | 1B              | N  | \$ 203,200             | \$ 103,370                          | \$ 99,830         | \$ 1.5437                             | \$ 2.2845                | \$ 1,486.44        | \$ 2,383.52         | \$ 255.38  | \$ -   | \$ 641.70                               | \$ 897.08                                   | \$ 69.36   | \$ 22.20   | \$ 805.52                                     |
| McCormick, August Ry                                     | 53-08-17-302-021.000-008 | 1599   | 1B              | N  | \$ 204,600             | \$ -                                | \$ 204,600        | \$ 1.5437                             | \$ 2.2845                | \$ 3,158.40        | \$ 4,803.71         | \$ 514.68  | \$ -   | \$ 1,130.63                             | \$ 1,645.31                                 | \$ 69.36   | \$ 22.20   | \$ 1,553.75                                   |
| Jones, Gregory & Jones, Billie E                         | 53-08-17-303-011.000-008 | 1599   | 1B              | N  | \$ 155,900             | \$ 86,815                           | \$ 69,085         | \$ 1.5437                             | \$ 2.2845                | \$ 1,028.64        | \$ 1,704.94         | \$ 182.67  | \$ -   | \$ 493.63                               | \$ 676.30                                   | \$ 69.36   | \$ 22.20   | \$ 584.74                                     |
| Henline, Kenneth Vernon & Phillips, Shannon Nicole       | 53-08-17-303-003.000-008 | 1599   | 1B              | N  | \$ 189,400             | \$ 137,500                          | \$ 51,900         | \$ 1.5437                             | \$ 2.2845                | \$ 772.76          | \$ 1,280.84         | \$ 137.23  | \$ -   | \$ 370.85                               | \$ 508.08                                   | \$ 69.36   | \$ 22.20   | \$ 416.52                                     |
| Hladky, Michael P  | 53-08-17-303-004.000-008 | 1599   | 1B              | N  | \$ 170,200             | \$ 91,820                           | \$ 78,380         | \$ 1.5437                             | \$ 2.2845                | \$ 1,167.04        | \$ 1,934.36         | \$ 207.26  | \$ -   | \$ 560.06                               | \$ 767.32                                   | \$ 69.36   | \$ 22.20   | \$ 675.76                                     |
| Daley, James S   | 53-08-17-303-008.000-008 | 1599   | 1B              | N  | \$ 196,500             | \$ 101,025                          | \$ 95,475         | \$ 1.5437                             | \$ 2.2845                | \$ 1,421.60        | \$ 2,303.78         | \$ 246.83  | \$ -   | \$ 635.34                               | \$ 882.18                                   | \$ -   | \$ -   | \$ 882.18                                     |
| Azizi, Farzad; Jallal, Sara J; Mehrpoor, Manizha & Qasim | 53-08-17-303-013.000-008 | 1599   | 1B              | N  | \$ 212,500             | \$ 106,625                          | \$ 105,875        | \$ 1.5437                             | \$ 2.2845                | \$ 1,576.44        | \$ 2,494.19         | \$ 267.23  | \$ -   | \$ 650.52                               | \$ 917.75                                   | \$ -   | \$ -   | \$ 917.75                                     |
| Lawson, Heather E  | 53-08-17-303-017.000-008 | 1599   | 1B              | N  | \$ 201,000             | \$ 102,600                          | \$ 98,400         | \$ 1.5437                             | \$ 2.2845                | \$ 1,465.14        | \$ 2,357.33         | \$ 252.57  | \$ -   | \$ 639.62                               | \$ 892.19                                   | \$ -   | \$ -   | \$ 892.19                                     |
| Pacheco Family Trust                                     | 53-08-17-303-022.000-008 | 1599   | 1B              | N  | \$ 148,800             | \$ 84,330                           | \$ 64,470         | \$ 1.5437                             | \$ 2.2845                | \$ 959.92          | \$ 1,591.05         | \$ 170.46  | \$ -   | \$ 460.67                               | \$ 631.13                                   | \$ -   | \$ -   | \$ 631.13                                     |
| She, Wenlin  | 53-08-17-303-021.000-008 | 1599   | 1B              | N  | \$ 159,300             | \$ 88,005                           | \$ 71,295         | \$ 1.5437                             | \$ 2.2845                | \$ 1,061.56        | \$ 1,759.48         | \$ 188.51  | \$ -   | \$ 509.41                               | \$ 697.92                                   | \$ -   | \$ -   | \$ 697.92                                     |
| Crohn, Trent A   | 53-08-17-303-012.000-008 | 1599   | 1B              | N  | \$ 186,700             | \$ 97,595                           | \$ 89,105         | \$ 1.5437                             | \$ 2.2845                | \$ 1,326.74        | \$ 2,187.15         | \$ 234.35  | \$ -   | \$ 626.07                               | \$ 860.41                                   | \$ -   | \$ -   | \$ 860.41                                     |
| Barnes, Jeremy P & Roxie L                               | 53-08-17-302-020.000-008 | 1599   | 1B              | N  | \$ 156,700             | \$ 87,095                           | \$ 69,605         | \$ 1.5437                             | \$ 2.2845                | \$ 1,036.40        | \$ 1,717.79         | \$ 184.06  | \$ -   | \$ 497.34                               | \$ 681.39                                   | \$ -   | \$ -   | \$ 681.39                                     |
| Mannix, Alice N  | 53-08-17-302-032.000-008 | 1599   | 1B              | N  | \$ 155,100             | \$ -                                | \$ 155,100        | \$ 1.5437                             | \$ 2.2845                | \$ 2,394.28        | \$ 3,641.52         | \$ 390.16  | \$ -   | \$ 857.08                               | \$ 1,247.24                                 | \$ -   | \$ -   | \$ 1,247.24                                   |
| Cadwell, William Tyler                                   | 53-08-17-302-031.000-008 | 1599   | 1B              | N  | \$ 168,400             | \$ 91,190                           | \$ 77,210         | \$ 1.5437                             | \$ 2.2845                | \$ 1,149.64        | \$ 1,905.47         | \$ 204.15  | \$ -   | \$ 551.68                               | \$ 755.83                                   | \$ -   | \$ -   | \$ 755.83                                     |
| Steury, Lores Tyler & Lauren                             | 53-08-17-302-045.000-008 | 1599   | 1B              | N  | \$ 172,400             | \$ 92,590                           | \$ 79,810         | \$ 1.5437                             | \$ 2.2845                | \$ 1,188.34        | \$ 1,969.62         | \$ 211.03  | \$ -   | \$ 570.26                               | \$ 781.28                                   | \$ -   | \$ -   | \$ 78   |

# City of Bloomington

## Area #1B: South-West Annexation Area - Tax Impacts Analysis

Note (1): This section shows the inc/(dec) in tax bills due to differences between township fire protection rates and the Monroe Fire Protection District fire rate

| Owner Name  | Parcel #                 | Waiver | Annexation Area | AG | 2020 Pay 2021 Gross AV | 2020 Pay 2021 Deductions /Exemptions | 2020 Pay 2021 NAV | Pre-Annex 2020 Pay 2021 Prop Tax Rate | Post-Annex Prop Tax Rate | Pre-Annex Tax Bill | Post-Annex Tax Bill | Net Tax Bill Increase Due Solely to AV Growth (12% - Aggregate over 4 years) | Net Tax Bill Increase Due to Difference Between Fire Rates (1) | Net Tax Bill Increase Due to Annexation | Total Post-Annexation Net Tax Bill Increase | Benefit 1 Yearly Sewer Bill Savings (@ 4000 Gal/Month) | Benefit 2 Yearly Fire Protection (Water Surcharge) Savings | Post-Annex Tax Bill Inc/(Dec) Net of Benefits |
|---|--------------------------|--------|-----------------|----|------------------------|--------------------------------------|-------------------|---------------------------------------|--------------------------|--------------------|---------------------|--|--|---|---|--|--|---|
| Kress, Don E & Brittany J   | 53-08-17-302-009.000-008 | 1599   | 1B              | N  | \$ 184,400             | \$ 96,790                            | \$ 87,610         | \$ 1.5437                             | \$ 2.2845                | \$ 1,304.48        | \$ 2,159.77         | \$ 231.40  | \$ -   | \$ 623.89                               | \$ 855.29                                   | \$ -   | \$ -   | \$ 855.29                                     |
| Feller, Kory M & Kaaryn C   | 53-08-17-302-027.000-008 | 1599   | 1B              | N  | \$ 203,300             | \$ 100,405                           | \$ 102,895        | \$ 1.5437                             | \$ 2.2845                | \$ 1,532.08        | \$ 2,387.93         | \$ 255.84  | \$ -   | \$ 600.01                               | \$ 855.85                                   | \$ -   | \$ -   | \$ 855.85                                     |
| Patterson, Alexander & Tasha Renee Hoover   | 53-08-17-302-018.000-008 | 1599   | 1B              | N  | \$ 208,900             | \$ 105,365                           | \$ 103,535        | \$ 1.5437                             | \$ 2.2845                | \$ 1,541.60        | \$ 2,451.34         | \$ 262.64  | \$ -   | \$ 647.10                               | \$ 909.74                                   | \$ -   | \$ -   | \$ 909.74                                     |
| Root, John E & Jennifer L May   | 53-08-18-103-003.364-008 | 1599   | 1B              | N  | \$ 281,800             | \$ 130,880                           | \$ 150,920        | \$ 1.5437                             | \$ 2.2845                | \$ 2,247.14        | \$ 3,318.93         | \$ 355.59  | \$ -   | \$ 716.20                               | \$ 1,071.79                                 | \$ 69.36   | \$ 22.20   | \$ 980.23                                     |
| Wesemann, Beverly A & Stogsdill, Tara D & Wesemann, Tad L & Wesemann, Tod S       | 53-08-17-100-011.000-008 |        | 1B              | N  | \$ 197,000             | \$ 97,745                            | \$ 99,255         | \$ 1.5437                             | \$ 2.2845                | \$ 1,478.58        | \$ 2,330.76         | \$ 249.73  | \$ -   | \$ 602.45                               | \$ 852.18                                   | \$ 69.36   | \$ 14.76   | \$ 768.06                                     |
| Wesemann, Tad L   | 53-08-17-100-008.000-008 | 1545   | 1B              | N  | \$ 126,300             | \$ -                                 | \$ 126,300        | \$ 1.5437                             | \$ 2.2845                | \$ 1,949.68        | \$ 2,965.34         | \$ 317.72  | \$ -   | \$ 697.95                               | \$ 1,015.66                                 | \$ 69.36   | \$ 14.76   | \$ 931.54                                     |
| Hallal, Patricia A.   | 53-08-17-110-008.000-008 |        | 1B              | N  | \$ 100,700             | \$ -                                 | \$ 100,700        | \$ 1.5437                             | \$ 2.2845                | \$ 1,554.52        | \$ 2,364.29         | \$ 253.32  | \$ -   | \$ 556.45                               | \$ 809.77                                   | \$ 69.36   | \$ 14.76   | \$ 725.65                                     |
| Howard, Stewart J   | 53-08-17-103-008.000-008 |        | 1B              | N  | \$ 193,900             | \$ 97,385                            | \$ 96,515         | \$ 1.5437                             | \$ 2.2845                | \$ 1,439.70        | \$ 2,306.06         | \$ 247.08  | \$ -   | \$ 619.28                               | \$ 866.36                                   | \$ 69.36   | \$ 22.20   | \$ 774.80                                     |
| Pelican Property Services LLC   | 53-08-17-402-004.000-008 | 1214   | 1B              | N  | \$ 133,500             | \$ -                                 | \$ 133,500        | \$ 1.5437                             | \$ 2.2845                | \$ 2,060.84        | \$ 3,134.39         | \$ 335.83  | \$ -   | \$ 737.72                               | \$ 1,073.55                                 | \$ -   | \$ -   | \$ 1,073.55                                   |
| Hardin, Stephen E; Hardin, Rickey L; Hardin, Timothy J; & Briles, Melvina S & W/L | 53-08-17-200-002.000-008 |        | 1B              | N  | \$ 15,000              | \$ -                                 | \$ 15,000         | \$ 1.5437                             | \$ 2.2845                | \$ 231.56          | \$ 383.79           | \$ 41.12   | \$ -   | \$ 111.11                               | \$ 152.23                                   | \$ -   | \$ -   | \$ 152.23                                     |
| Clay, Danny Mack  | 53-08-17-400-025.000-008 |        | 1B              | N  | \$ 130,600             | \$ 74,890                            | \$ 55,710         | \$ 1.5437                             | \$ 2.2845                | \$ 829.62          | \$ 1,375.05         | \$ 147.32  | \$ -   | \$ 398.11                               | \$ 545.43                                   | \$ 69.36   | \$ 22.20   | \$ 453.87                                     |
| Robinson, Christine L; Al-Hamad, Catherine; Swinehart, Charles Andrew; Zhang, Xur | 53-08-17-407-010.000-008 | 1210   | 1B              | N  | \$ 78,000              | \$ -                                 | \$ 78,000         | \$ 1.5437                             | \$ 2.2845                | \$ 1,204.08        | \$ 1,831.33         | \$ 196.21  | \$ -   | \$ 431.03                               | \$ 627.25                                   | \$ 69.36   | \$ 14.76   | \$ 543.13                                     |
| Sharp, Thomas W & Kathleen Y  | 53-01-43-638-000.000-008 |        | 1B              | N  | \$ 322,300             | \$ -                                 | \$ 322,300        | \$ 1.5437                             | \$ 2.2845                | \$ 4,975.34        | \$ 7,573.46         | \$ 811.44  | \$ -   | \$ 1,786.68                             | \$ 2,598.12                                 | \$ 69.36   | \$ 14.76   | \$ 2,514.00                                   |
| Gilday, Erica M   | 53-08-17-103-001.000-008 |        | 1B              | N  | \$ 184,900             | \$ 96,965                            | \$ 87,935         | \$ 1.5437                             | \$ 2.2845                | \$ 1,309.32        | \$ 2,165.72         | \$ 232.04  | \$ -   | \$ 624.36                               | \$ 856.40                                   | \$ 69.36   | \$ 14.76   | \$ 772.28                                     |
| McClintock, C Donald; Todd, Sherry; LaBarr, Debra J                               | 53-01-42-336-000.000-008 |        | 1B              | N  | \$ 152,200             | \$ 96,170                            | \$ 56,030         | \$ 1.5437                             | \$ 2.2845                | \$ 660.80          | \$ 674.02           | \$ -   | \$ -   | \$ 13.22                                | \$ 13.22                                    | \$ 69.36   | \$ 14.76   | \$ (70.90)                                    |
| Taylor, John Gillman  | 53-08-17-102-079.000-008 |        | 1B              | N  | \$ 158,200             | \$ 84,620                            | \$ 73,580         | \$ 1.5437                             | \$ 2.2845                | \$ 1,095.56        | \$ 1,815.88         | \$ 194.57  | \$ -   | \$ 525.76                               | \$ 720.32                                   | \$ 69.36   | \$ 14.76   | \$ 636.20                                     |
| McCoy-Lawrence, Sherrilyn M   | 53-08-17-407-046.000-008 |        | 1B              | N  | \$ 115,400             | \$ 72,430                            | \$ 42,970         | \$ 1.5437                             | \$ 2.2845                | \$ 639.80          | \$ 1,060.45         | \$ 113.61  | \$ -   | \$ 307.04                               | \$ 420.65                                   | \$ 69.36   | \$ 14.76   | \$ 336.53                                     |
| Webb, Leslie Dale & Elsie Marie Revocable Trusts                                  | 53-08-17-102-066.000-008 | 1109   | 1B              | N  | \$ 111,600             | \$ -                                 | \$ 111,600        | \$ 1.5437                             | \$ 2.2845                | \$ 1,722.76        | \$ 2,620.21         | \$ 280.74  | \$ -   | \$ 616.71                               | \$ 897.45                                   | \$ 69.36   | \$ 22.20   | \$ 805.89                                     |
| Penef, Alexis Rae   | 53-08-17-102-006.000-008 |        | 1B              | N  | \$ 153,500             | \$ 82,090                            | \$ 71,410         | \$ 1.5437                             | \$ 2.2845                | \$ 1,067.72        | \$ 1,769.68         | \$ 189.60  | \$ -   | \$ 512.36                               | \$ 701.96                                   | \$ 69.36   | \$ 22.20   | \$ 610.40                                     |
| Carter, Stephen M & Rebecca A   | 53-08-17-204-007.000-008 |        | 1B              | N  | \$ 179,000             | \$ 94,900                            | \$ 84,100         | \$ 1.5437                             | \$ 2.2845                | \$ 1,252.22        | \$ 2,075.51         | \$ 222.38  | \$ -   | \$ 600.92                               | \$ 823.29                                   | \$ 69.36   | \$ 22.20   | \$ 731.73                                     |
| Dugan, Tyler G & Kristen A  | 53-08-17-301-093.365-008 | 1599   | 1B              | N  | \$ -                   | \$ -                                 | \$ -              | \$ 1.5437                             | \$ 2.2845                | \$ -               | \$ -                | \$ -   | \$ -   | \$ -                                    | \$ -  | \$ 69.36   | \$ 22.20   | \$ (91.56)                                    |
| Spoolstra, Evan & Christine   | 53-08-17-301-093.366-008 | 1599   | 1B              | N  | \$ 280,900             | \$ 130,565                           | \$ 150,335        | \$ 1.5437                             | \$ 2.2845                | \$ 2,238.44        | \$ 3,308.22         | \$ 354.45  | \$ -   | \$ 715.33                               | \$ 1,069.78                                 | \$ 69.36   | \$ 22.20   | \$ 978.22                                     |
| Lynam, Daniel A & Megan A   | 53-08-17-301-093.367-008 | 1599   | 1B              | N  | \$ 252,500             | \$ 120,625                           | \$ 131,875        | \$ 1.5437                             | \$ 2.2845                | \$ 1,963.56        | \$ 2,970.24         | \$ 318.24  | \$ -   | \$ 688.44                               | \$ 1,006.68                                 | \$ 69.36   | \$ 22.20   | \$ 915.12                                     |
| Dutcher, Daniel J; Williams, Aubrey A; Williams, Kenneth R                        | 53-08-17-301-093.368-008 | 1599   | 1B              | N  | \$ 238,400             | \$ 139,810                           | \$ 98,590         | \$ 1.5437                             | \$ 2.2845                | \$ 1,467.96        | \$ 2,433.10         | \$ 260.69  | \$ -   | \$ 704.45                               | \$ 965.14                                   | \$ 69.36   | \$ 22.20   | \$ 873.58                                     |
| Dean, Norman S  | 53-08-17-301-093.369-008 | 1599   | 1B              | N  | \$ 209,700             | \$ 105,645                           | \$ 104,055        | \$ 1.5437                             | \$ 2.2845                | \$ 1,549.34        | \$ 2,460.88         | \$ 263.67  | \$ -   | \$ 647.86                               | \$ 911.54                                   | \$ 69.36   | \$ 22.20   | \$ 819.98                                     |
| Moreno, Ricardo J & Soto, Jessica   | 53-08-17-301-093.370-008 | 1599   | 1B              | N  | \$ 248,600             | \$ 116,260                           | \$ 132,340        | \$ 1.5437                             | \$ 2.2845                | \$ 1,970.48        | \$ 2,927.06         | \$ 313.62  | \$ -   | \$ 642.96                               | \$ 956.58                                   | \$ 69.36   | \$ 22.20   | \$ 865.02                                     |
| Lindsey, Anthony R  | 53-08-17-301-093.371-008 | 1599   | 1B              | N  | \$ 291,500             | \$ 134,275                           | \$ 157,225        | \$ 1.5437                             | \$ 2.2845                | \$ 2,341.02        | \$ 3,434.38         | \$ 367.97  | \$ -   | \$ 725.39                               | \$ 1,093.36                                 | \$ 69.36   | \$ 22.20   | \$ 1,001.80                                   |
| Michael, Scott A & Rhonda L   | 53-08-17-301-093.372-008 | 1599   | 1B              | N  | \$ 241,000             | \$ 116,600                           | \$ 124,400        | \$ 1.5437                             | \$ 2.2845                | \$ 1,852.28        | \$ 2,833.37         | \$ 303.58  | \$ -   | \$ 677.52                               | \$ 981.09                                   | \$ 69.36   | \$ 22.20   | \$ 889.53                                     |
| Miller, Ryan E  | 53-08-17-301-093.373-008 | 1599   | 1B              | N  | \$ 256,000             | \$ 121,745                           | \$ 134,255        | \$ 1.5437                             | \$ 2.2845                | \$ 1,999.00        | \$ 3,008.65         | \$ 322.36  | \$ -   | \$ 687.29                               | \$ 1,009.65                                 | \$ 69.36   | \$ 22.20   | \$ 918.09                                     |
| Wolf, George W & Kathleen A   | 53-08-17-301-093.374-008 | 1599   | 1B              | N  | \$ 288,800             | \$ 130,330                           | \$ 158,470        | \$ 1.5437                             | \$ 2.2845                | \$ 2,359.56        | \$ 3,405.47         | \$ 364.87  | \$ -   | \$ 681.05                               | \$ 1,045.91                                 | \$ 69.36   | \$ 22.20   | \$ 954.35                                     |
| Allen, Craig W & Susan  | 53-08-17-301-093.375-008 | 1599   | 1B              | N  | \$ 208,300             | \$ 105,155                           | \$ 103,145        | \$ 1.5437                             | \$ 2.2845                | \$ 1,535.80        | \$ 2,444.20         | \$ 261.87  | \$ -   | \$ 646.53                               | \$ 908.40                                   | \$ 69.36   | \$ 22.20   | \$ 816.84                                     |
| Beymer, Lisa M & Jason A  | 53-08-17-301-093.376-008 | 1599   | 1B              | N  | \$ 264,800             | \$ 124,930                           | \$ 139,870        | \$ 1.5437                             | \$ 2.2845                | \$ 2,082.60        | \$ 3,116.61         | \$ 333.92  | \$ -   | \$ 700.09                               | \$ 1,034.01                                 | \$ 69.36   | \$ 22.20   | \$ 942.45                                     |
| Beitvashahi, Ameer & Isabella R   | 53-08-17-301-093.323-008 | 1599   | 1B              | N  | \$ 283,500             | \$ 131,475                           | \$ 152,025        | \$ 1.5437                             | \$ 2.2845                | \$ 2,263.60        | \$ 3,339.17         | \$ 357.77  | \$ -   | \$ 717.80                               | \$ 1,075.57                                 | \$ 69.36   | \$ 22.20   | \$ 984.01                                     |
| Stevenson, Bradley; Webb, Sherry Lynn   | 53-08-17-301-093.322-008 | 1599   | 1B              | N  | \$ -                   | \$ -                                 | \$ -              | \$ 1.5437                             | \$ 2.2845                | \$ -               | \$ -                | \$ -   | \$ -   | \$ -                                    | \$ -  | \$ -   | \$ -   | \$ -  |
| Highlands Homeowners Association Inc  | 53-01-41-709-950.000-008 | 1599   | 1B              | N  | \$ -                   | \$ -                                 | \$ -              | \$ 1.5437                             | \$ 2.2845                | \$ -               | \$ -                | \$ -   | \$ -   | \$ -                                    | \$ -  | \$ -   | \$ -   | \$ -  |
| Highlands Homeowners Association Inc  | 53-01-41-709-951.000-008 | 1599   | 1B              | N  | \$ -                   | \$ -                                 | \$ -              | \$ 1.5437                             | \$ 2.2845                | \$ -               | \$ -                | \$ -   | \$ -   | \$ -                                    | \$ -  | \$ -   | \$ -   | \$ -  |
| Highlands Homeowners Association Inc  | 53-01-41-709-952.000-008 | 1599   | 1B              | N  | \$ -                   | \$ -                                 | \$ -              | \$ 1.5437                             | \$ 2.2845                | \$ -               | \$ -                | \$ -   | \$ -   | \$ -                                    | \$ -  | \$ -   | \$ -   | \$ -  |
| New Richland 1 Inc  | 53-01-41-710-500.000-008 | 1599   | 1B              | N  | \$ 115,300             | \$ -                                 | \$ 115,300        | \$ 1.5437                             | \$ 2.2845                | \$ 1,779.88        | \$ 2,950.10         | \$ 316.08  | \$ -   | \$ 854.14                               | \$ 1,170.22                                 | \$ -   | \$ -   | \$ 1,170.22                                   |
| City Of Bloomington Pks & City of Bloomington, Indiana                            | 53-08-18-103-002.000-008 | 1599   | 1B              | N  | \$ -                   | \$ -                                 | \$ -              | \$ 1.5437                             | \$ 2.2845                | \$ -               | \$ -                | \$ -   | \$ -   | \$ -                                    | \$ -  | \$ -   | \$ -   | \$ -  |
| City of Bloomington, Indiana  | 53-08-18-103-001.000-008 | 1599   | 1B              | N  | \$ -                   | \$ -                                 | \$ -              | \$ 1.5437                             | \$ 2.2845                | \$ -               | \$ -                | \$ -   | \$ -   | \$ -                                    | \$ -  | \$ -   | \$ -   | \$ -  |
| New Richland 2 Inc  | 53-01-41-717-000.000-008 | 1599   | 1B              | N  | \$ 19,000              | \$ -                                 | \$ 19,000         | \$ 1.5437                             | \$ 2.2845                | \$ 293.30          | \$ 486.14           | \$ 52.09   | \$ -   | \$ 140.75                               | \$ 192.84                                   | \$ -   | \$ -   | \$ 192.84                                     |
| Boling, Todd & Beth   | 53-08-17-301-017.000-008 | 2169   | 1B              | N  | \$ 10,100              | \$ -                                 | \$ 10,100         | \$ 1.5437                             | \$ 2.2845                | \$ 155.92          | \$ 258.42           | \$ 27.69   | \$ -   | \$ 74.81                                | \$ 102.50                                   | \$ -   | \$ -   | \$ 102.50                                     |



# City of Bloomington

## Area #1B: South-West Annexation Area - Tax Impacts Analysis

Note (1): This section shows the inc/(dec) in tax bills due to differences between township fire protection rates and the Monroe Fire Protection District fire rate

| Owner Name                                 | Parcel #                 | Waiver | Annexation Area | AG | 2020 Pay 2021 Gross AV | 2020 Pay 2021 Deductions/Exemptions | 2020 Pay 2021 NAV | Pre-Annex 2020 Pay 2021 Prop Tax Rate | Post-Annex Prop Tax Rate | Pre-Annex Tax Bill | Post-Annex Tax Bill | Net Tax Bill Increase Due Solely to AV Growth (12% - Aggregate over 4 years) | Net Tax Bill Increase Due to Difference Between Fire Rates (1) | Net Tax Bill Increase Due to Annexation | Total Post-Annexation Net Tax Bill Increase | Benefit 1 Yearly Sewer Bill Savings (@ 4000 Gal/Month) | Benefit 2 Yearly Fire Protection (Water Surcharge) Savings | Post-Annex Net of Benefits |
|--|--------------------------|--------|-----------------|----|------------------------|-------------------------------------|-------------------|---------------------------------------|--------------------------|--------------------|---------------------|--|--|---|---|--|--|----------------------------|
| Gummere, Angela J & Daniel S               | 53-08-17-302-033.000-008 | 1599   | 1B              | N  | \$ 201,600             | \$ 102,810                          | \$ 98,790         | \$ 1.5437                             | \$ 2.2845                | \$ 1,470.94        | \$ 2,364.48         | \$ 253.34  | \$ -   | \$ 640.19                               | \$ 893.54                                   | \$ -   | \$ -   | \$ 893.54                  |
| Dowd, Ryan                                 | 53-08-17-302-056.000-008 | 1599   | 1B              | N  | \$ 199,400             | \$ 102,040                          | \$ 97,360         | \$ 1.5437                             | \$ 2.2845                | \$ 1,449.66        | \$ 2,338.28         | \$ 250.53  | \$ -   | \$ 638.10                               | \$ 888.62                                   | \$ -   | \$ -   | \$ 888.62                  |
| Beitvashahi, Terrick                       | 53-08-17-302-034.000-008 | 1599   | 1B              | N  | \$ 213,900             | \$ 107,115                          | \$ 106,785        | \$ 1.5437                             | \$ 2.2845                | \$ 1,590.00        | \$ 2,510.85         | \$ 269.02  | \$ -   | \$ 651.83                               | \$ 920.85                                   | \$ -   | \$ -   | \$ 920.85                  |
| Casillas, Maria L                          | 53-08-17-302-057.000-008 | 1599   | 1B              | N  | \$ 169,900             | \$ 91,715                           | \$ 78,185         | \$ 1.5437                             | \$ 2.2845                | \$ 1,164.14        | \$ 1,929.52         | \$ 206.73  | \$ -   | \$ 558.65                               | \$ 765.38                                   | \$ -   | \$ -   | \$ 765.38                  |
| Happy Herron Homes LLC                     | 53-08-17-302-046.000-008 | 1599   | 1B              | N  | \$ 177,000             | \$ 94,200                           | \$ 82,800         | \$ 1.5437                             | \$ 2.2845                | \$ 1,232.86        | \$ 2,043.43         | \$ 218.94  | \$ -   | \$ 591.63                               | \$ 810.57                                   | \$ -   | \$ -   | \$ 810.57                  |
| Fisher, Jennifer S                         | 53-08-17-302-058.000-008 | 1599   | 1B              | N  | \$ 197,000             | \$ 101,200                          | \$ 95,800         | \$ 1.5437                             | \$ 2.2845                | \$ 1,426.42        | \$ 2,309.73         | \$ 247.47  | \$ -   | \$ 635.84                               | \$ 883.31                                   | \$ -   | \$ -   | \$ 883.31                  |
| Thompson, Anthony Q & Lori A               | 53-08-17-302-059.000-008 | 1599   | 1B              | N  | \$ 195,800             | \$ -                                | \$ 195,800        | \$ 1.5437                             | \$ 2.2845                | \$ 3,022.56        | \$ 4,597.10         | \$ 492.55  | \$ -   | \$ 1,082.00                             | \$ 1,574.54                                 | \$ -   | \$ -   | \$ 1,574.54                |
| Eades, Lisa                                | 53-08-17-303-016.000-008 | 1599   | 1B              | N  | \$ 160,500             | \$ 88,425                           | \$ 72,075         | \$ 1.5437                             | \$ 2.2845                | \$ 1,073.16        | \$ 1,778.74         | \$ 190.58  | \$ -   | \$ 515.00                               | \$ 705.58                                   | \$ -   | \$ -   | \$ 705.58                  |
| Westcott, Robert M & Westcott, Janas Hoyt  | 53-08-17-303-018.000-008 | 1599   | 1B              | N  | \$ 193,400             | \$ 99,940                           | \$ 93,460         | \$ 1.5437                             | \$ 2.2845                | \$ 1,391.58        | \$ 2,266.88         | \$ 242.88  | \$ -   | \$ 632.42                               | \$ 875.30                                   | \$ -   | \$ -   | \$ 875.30                  |
| Edwards, Michael A                         | 53-08-17-303-025.000-008 | 1599   | 1B              | N  | \$ 208,600             | \$ 102,260                          | \$ 106,340        | \$ 1.5437                             | \$ 2.2845                | \$ 1,583.36        | \$ 2,451.02         | \$ 262.61  | \$ -   | \$ 605.05                               | \$ 867.66                                   | \$ -   | \$ -   | \$ 867.66                  |
| Riendeau, Danielle & Lucas, Stephen E      | 53-08-17-303-026.000-008 | 1599   | 1B              | N  | \$ 197,900             | \$ 101,515                          | \$ 96,385         | \$ 1.5437                             | \$ 2.2845                | \$ 1,435.14        | \$ 2,320.43         | \$ 248.61  | \$ -   | \$ 636.68                               | \$ 885.29                                   | \$ -   | \$ -   | \$ 885.29                  |
| Sims, Melanie V                            | 53-08-17-303-024.000-008 | 1599   | 1B              | N  | \$ 178,200             | \$ 91,620                           | \$ 86,580         | \$ 1.5437                             | \$ 2.2845                | \$ 1,289.16        | \$ 2,089.23         | \$ 223.85  | \$ -   | \$ 576.22                               | \$ 800.07                                   | \$ 69.36   | \$ 22.20   | \$ 708.51                  |
| Matlock, Marycarole                        | 53-08-17-303-020.000-008 | 1599   | 1B              | N  | \$ 150,900             | \$ 82,065                           | \$ 68,835         | \$ 1.5437                             | \$ 2.2845                | \$ 1,024.92        | \$ 1,698.77         | \$ 182.01  | \$ -   | \$ 491.85                               | \$ 673.85                                   | \$ 69.36   | \$ 22.20   | \$ 582.29                  |
| CPW Properties LLC                         | 53-01-41-709-404.000-008 | 1447   | 1B              | N  | \$ 140,900             | \$ -                                | \$ 140,900        | \$ 1.5437                             | \$ 2.2845                | \$ 2,175.08        | \$ 3,308.13         | \$ 354.44  | \$ -   | \$ 778.61                               | \$ 1,133.05                                 | \$ 69.36   | \$ 22.20   | \$ 1,041.49                |
| CPW Properties LLC                         | 53-01-41-709-405.000-008 | 1447   | 1B              | N  | \$ 141,200             | \$ -                                | \$ 141,200        | \$ 1.5437                             | \$ 2.2845                | \$ 2,179.70        | \$ 3,315.17         | \$ 355.20  | \$ -   | \$ 780.28                               | \$ 1,135.47                                 | \$ 69.36   | \$ 22.20   | \$ 1,043.91                |
| CPW Properties LLC                         | 53-01-41-709-406.000-008 | 1447   | 1B              | N  | \$ 165,300             | \$ -                                | \$ 165,300        | \$ 1.5437                             | \$ 2.2845                | \$ 2,551.74        | \$ 3,881.01         | \$ 415.82  | \$ -   | \$ 913.44                               | \$ 1,329.27                                 | \$ 69.36   | \$ 22.20   | \$ 1,237.71                |
| Miller, Bonita                             | 53-01-41-709-407.000-008 | 1447   | 1B              | N  | \$ 165,300             | \$ 87,105                           | \$ 78,195         | \$ 1.5437                             | \$ 2.2845                | \$ 1,164.30        | \$ 1,929.77         | \$ 206.75  | \$ -   | \$ 558.72                               | \$ 765.47                                   | \$ 69.36   | \$ 22.20   | \$ 673.91                  |
| CPW Properties LLC                         | 53-01-41-709-408.000-008 | 1447   | 1B              | N  | \$ 165,300             | \$ -                                | \$ 165,300        | \$ 1.5437                             | \$ 2.2845                | \$ 2,551.74        | \$ 3,881.01         | \$ 415.82  | \$ -   | \$ 913.44                               | \$ 1,329.27                                 | \$ 69.36   | \$ 22.20   | \$ 1,237.71                |
| Yaggi, Andrew P & Kimberly R               | 53-01-41-709-409.000-008 | 1447   | 1B              | N  | \$ 171,000             | \$ 92,100                           | \$ 78,900         | \$ 1.5437                             | \$ 2.2845                | \$ 1,174.80        | \$ 1,947.17         | \$ 208.63  | \$ -   | \$ 563.75                               | \$ 772.37                                   | \$ 69.36   | \$ 22.20   | \$ 680.81                  |
| Hepfer, Dale A & Hepfer, Jerri M           | 53-08-17-102-072.000-008 | 1033   | 1B              | N  | \$ 163,100             | \$ 86,335                           | \$ 76,765         | \$ 1.5437                             | \$ 2.2845                | \$ 1,143.00        | \$ 1,894.49         | \$ 202.98  | \$ -   | \$ 548.50                               | \$ 751.49                                   | \$ 69.36   | \$ 22.20   | \$ 659.93                  |
| Hesler, William E & Margaret E             | 53-08-17-110-007.000-008 |        | 1B              | N  | \$ 162,700             | \$ 93,475                           | \$ 69,225         | \$ 1.5437                             | \$ 2.2845                | \$ 375.04          | \$ 1,713.12         | \$ 183.55  | \$ -   | \$ 1,154.53                             | \$ 1,338.08                                 | \$ 69.36   | \$ 14.76   | \$ 1,253.96                |
| Deatrick, Christian E; Deatrick, Jeffrey L | 53-08-17-102-040.000-008 |        | 1B              | N  | \$ 106,000             | \$ 69,350                           | \$ 36,650         | \$ 1.5437                             | \$ 2.2845                | \$ 545.72          | \$ 904.49           | \$ 96.91   | \$ -   | \$ 261.86                               | \$ 358.77                                   | \$ 69.36   | \$ 14.76   | \$ 274.65                  |
| Kieffaber, Gary L                          | 53-08-20-400-051.000-008 | 2372   | 1B              | N  | \$ 40,800              | \$ -                                | \$ 40,800         | \$ 1.5437                             | \$ 2.2845                | \$ 629.84          | \$ 1,043.92         | \$ 111.85  | \$ -   | \$ 302.23                               | \$ 414.08                                   | \$ 69.36   | \$ 22.20   | \$ 322.52                  |
| Kieffaber, Gary L                          | 53-08-20-400-050.000-008 |        | 1B              | N  | \$ 68,000              | \$ -                                | \$ 68,000         | \$ 1.5437                             | \$ 2.2845                | \$ 1,049.72        | \$ 1,596.54         | \$ 171.06  | \$ -   | \$ 375.76                               | \$ 546.82                                   | \$ -   | \$ -   | \$ 546.82                  |
| Wilson, William A Jr                       | 53-08-17-102-031.000-008 |        | 1B              | N  | \$ 142,300             | \$ -                                | \$ 142,300        | \$ 1.5437                             | \$ 2.2845                | \$ 2,196.68        | \$ 3,341.63         | \$ 358.03  | \$ -   | \$ 786.92                               | \$ 1,144.95                                 | \$ 69.36   | \$ 22.20   | \$ 1,053.39                |
| Dale, Adam J & Robinson, Ella F            | 53-08-17-102-010.000-008 |        | 1B              | N  | \$ 170,200             | \$ 91,820                           | \$ 78,380         | \$ 1.5437                             | \$ 2.2845                | \$ 1,167.04        | \$ 1,934.36         | \$ 207.26  | \$ -   | \$ 560.06                               | \$ 767.32                                   | \$ 69.36   | \$ 14.76   | \$ 683.20                  |
| Craven, Carl R & Kirstin L                 | 53-08-17-102-037.000-008 |        | 1B              | N  | \$ 152,900             | \$ 85,765                           | \$ 67,135         | \$ 1.5437                             | \$ 2.2845                | \$ 999.60          | \$ 1,656.82         | \$ 177.51  | \$ -   | \$ 479.71                               | \$ 657.22                                   | \$ 69.36   | \$ 22.20   | \$ 565.66                  |
| Kurtzhals, Geory                           | 53-08-17-102-022.000-008 |        | 1B              | N  | \$ 170,900             | \$ 91,890                           | \$ 79,010         | \$ 1.5437                             | \$ 2.2845                | \$ 1,176.44        | \$ 1,949.88         | \$ 208.91  | \$ -   | \$ 564.53                               | \$ 773.44                                   | \$ 69.36   | \$ 14.76   | \$ 689.32                  |
| Carter, Shirley                            | 53-08-17-102-012.000-008 |        | 1B              | N  | \$ 114,900             | \$ 72,290                           | \$ 42,610         | \$ 1.5437                             | \$ 2.2845                | \$ 634.44          | \$ 1,051.57         | \$ 112.66  | \$ -   | \$ 304.47                               | \$ 417.13                                   | \$ 69.36   | \$ 22.20   | \$ 325.57                  |
| Abernathy, Anna Grace & Larry Jay III      | 53-08-17-102-013.000-008 | 1189   | 1B              | N  | \$ 161,200             | \$ 88,670                           | \$ 72,530         | \$ 1.5437                             | \$ 2.2845                | \$ 1,079.96        | \$ 1,789.98         | \$ 191.79  | \$ -   | \$ 518.23                               | \$ 710.02                                   | \$ 69.36   | \$ 22.20   | \$ 618.46                  |
| Ross-ridge, Lois & Walter A Ridge          | 53-08-17-102-015.000-008 |        | 1B              | N  | \$ 149,200             | \$ 81,470                           | \$ 67,730         | \$ 1.5437                             | \$ 2.2845                | \$ 1,008.48        | \$ 1,671.53         | \$ 179.10  | \$ -   | \$ 483.95                               | \$ 663.05                                   | \$ 69.36   | \$ 14.76   | \$ 578.93                  |
| Harris, William E. Jr. & Cynthia M.        | 53-08-17-204-005.000-008 |        | 1B              | N  | \$ 138,600             | \$ 77,305                           | \$ 61,295         | \$ 1.5437                             | \$ 2.2845                | \$ 913.36          | \$ 1,513.87         | \$ 162.19  | \$ -   | \$ 438.32                               | \$ 600.51                                   | \$ 69.36   | \$ 22.20   | \$ 508.95                  |
| Blackwell, Mark P & Schelm, Vivian J       | 53-08-17-103-007.000-008 |        | 1B              | N  | \$ 174,600             | \$ 107,360                          | \$ 67,240         | \$ 1.5437                             | \$ 2.2845                | \$ 643.96          | \$ 656.84           | \$ -   | \$ -   | \$ 12.88                                | \$ 12.88                                    | \$ 69.36   | \$ 22.20   | \$ (78.68)                 |
| City of Bloomington, Indiana               | 53-01-41-717-002.000-008 |        | 1B              | N  | \$ -                   | \$ -                                | \$ -              | \$ 1.5437                             | \$ 2.2845                | \$ -               | \$ -                | \$ -   | \$ -   | \$ -                                    | \$ -  | \$ -   | \$ -   | \$ -                       |
| Blair, Carol Ann                           | 53-01-41-709-410.000-008 | 1447   | 1B              | N  | \$ 140,900             | \$ 81,565                           | \$ 59,335         | \$ 1.5437                             | \$ 2.2845                | \$ 883.48          | \$ 1,464.32         | \$ 156.89  | \$ -   | \$ 423.96                               | \$ 580.84                                   | \$ 69.36   | \$ 22.20   | \$ 489.28                  |
| CPW Properties LLC                         | 53-01-41-709-411.000-008 | 1447   | 1B              | N  | \$ 140,900             | \$ -                                | \$ 140,900        | \$ 1.5437                             | \$ 2.2845                | \$ 2,175.08        | \$ 3,308.13         | \$ 354.44  | \$ -   | \$ 778.61                               | \$ 1,133.05                                 | \$ -   | \$ -   | \$ 1,133.05                |
| Polucha, Frank; Martin-Polucha, Marie R    | 53-01-41-709-412.000-008 | 1447   | 1B              | N  | \$ 181,600             | \$ 95,810                           | \$ 85,790         | \$ 1.5437                             | \$ 2.2845                | \$ 1,277.38        | \$ 2,117.22         | \$ 226.85  | \$ -   | \$ 612.99                               | \$ 839.84                                   | \$ -   | \$ -   | \$ 839.84                  |
| Bevers, Shiloh R                           | 53-01-41-709-413.000-008 | 1447   | 1B              | N  | \$ 181,600             | \$ 95,810                           | \$ 85,790         | \$ 1.5437                             | \$ 2.2845                | \$ 1,277.38        | \$ 2,117.22         | \$ 226.85  | \$ -   | \$ 612.99                               | \$ 839.84                                   | \$ -   | \$ -   | \$ 839.84                  |
| Obrenski, James & Wendy Rae                | 53-01-41-709-414.000-008 | 1447   | 1B              | N  | \$ 166,700             | \$ 90,595                           | \$ 76,105         | \$ 1.5437                             | \$ 2.2845                | \$ 1,133.16        | \$ 1,878.20         | \$ 201.24  | \$ -   | \$ 543.80                               | \$ 745.04                                   | \$ 69.36   | \$ 22.20   | \$ 653.48                  |
| Smith, Misty B                             | 53-01-41-709-415.000-008 | 1447   | 1B              | N  | \$ 168,200             | \$ 91,120                           | \$ 77,080         | \$ 1.5437                             | \$ 2.2845                | \$ 1,147.68        | \$ 1,902.27         | \$ 203.82  | \$ -   | \$ 550.77                               | \$ 754.59                                   | \$ 69.36   | \$ 22.20   | \$ 663.03                  |
| Moore, Brian E & Carla S                   | 53-01-41-717-003.000-008 | 2169   | 1B              | N  | \$ 1,800               | \$ -                                | \$ 1,800          | \$ 1.5437                             | \$ 2.2845                | \$ 27.80           | \$ 46.06            | \$ 4.93  | \$ -   | \$ 13.32                                | \$ 18.26                                    | \$ -   | \$ -   | \$ 18.26                   |
| New Richland 1 Inc                         | 53-08-18-200-204.010-008 | 1599   | 1B              | N  | \$ 19,000              | \$ -                                | \$ 19,000         | \$ 1.5437                             | \$ 2.2845                | \$ 293.30          | \$ 486.14           | \$ 52.09   | \$ -   | \$ 140.75                               | \$ 192.84                                   | \$ -   | \$ -   | \$ 192.84                  |
| New Richland 2 Inc                         | 53-08-17-100-102.020-008 | 1599   | 1B              | N  | \$ 14,700              | \$ -                                | \$ 14,700         | \$ 1.5437                             | \$ 2.2845                | \$ 226.92          | \$ 376.12           | \$ 40.30   | \$ -   | \$ 108.90                               | \$ 149.20                                   | \$ -   | \$ -   | \$ 149.20                  |
| Range View and Wickens LLC                 | 53-08-17-100-102.030-008 | 1599   | 1B              | N  | \$ 27,300              | \$ -                                | \$ 27,300         | \$ 1.5437                             | \$ 2.2845                | \$ 421.44          | \$ 698.51           | \$ 74.84   | \$ -   | \$ 202.23                               | \$ 277.07                                   | \$ -   | \$ -   | \$ 277.07                  |
| Range View and Wickens LLC                 | 53-08-18-200-204.098-008 | 1599   | 1B              | N  | \$ 2,100               | \$ -                                | \$ 2,100          | \$ 1.5437                             | \$ 2.2845                | \$ 32.42           | \$ 53.73            | \$ 5.76  | \$ -   | \$ 15.55                                | \$ 21.31                                    | \$ -   | \$ -   | \$ 21.31                   |
| Range View and Wickens LLC                 | 53-08-17-100-102.099-008 | 1599   | 1B              | N  | \$ 38,000              | \$ -                                | \$ 38,000         | \$ 1.5437                             | \$ 2.2845                | \$ 586.60          | \$ 972.28           | \$ 104.17  | \$ -   | \$ 281.51                               | \$ 385.68                                   | \$ -   | \$ -   | \$ 385.68                  |
| Tondel, Grazyna M                          | 53-01-41-709-416.000-008 | 1447   | 1B              | N  | \$ 165,800             | \$ 90,280                           | \$ 75,520         | \$ 1.5437                             | \$ 2.2845                | \$ 1,124.46        | \$ 1,863.75         | \$ 199.68  | \$ -   | \$ 539.61                               | \$ 739.29                                   | \$ 69.36   | \$ 22.20   | \$ 647.73                  |
| Helfrich, Linda F                          | 53-01-41-709-417.000-008 | 1447   | 1B              | N  | \$ 159,500             | \$ 88,075                           | \$ 71,425         | \$ 1.5437                             | \$ 2.2845                | \$ 1,063.48        | \$ 1,762.69         | \$ 188.86  | \$ -   | \$ 510.35                               | \$ 699.21                                   | \$ 69.36   | \$ 22.20   | \$ 607.65                  |
| Wu, Peter K                                | 53-01-41-709-418.000-008 | 1447   | 1B              | N  | \$ 172,400             | \$ 92,590                           | \$ 79,810         | \$                                    |                          |                    |                     |  |  |   |   |  |  |                            |

# City of Bloomington

## Area #1B: South-West Annexation Area - Tax Impacts Analysis

Note (1): This section shows the inc/(dec) in tax bills due to differences between township fire protection rates and the Monroe Fire Protection District fire rate

| Owner Name  | Parcel #                 | Waiver | Annexation Area | AG | 2020 Pay 2021 Gross AV | 2020 Pay 2021 Deductions /Exemptions | 2020 Pay 2021 NAV | Pre-Annex 2020 Pay 2021 Prop Tax Rate | Post-Annex Prop Tax Rate | Pre-Annex Tax Bill | Post-Annex Tax Bill | Net Tax Bill Increase Due Solely to AV Growth (12% - Aggregate over 4 years) | Net Tax Bill Increase Due to Difference Between Fire Rates (1) | Net Tax Bill Increase Due to Annexation | Total Post-Annexation Net Tax Bill Increase | Benefit 1 Yearly Sewer Bill Savings (@ 4000 Gal/Month) | Benefit 2 Yearly Fire Protection (Water Surcharge) Savings | Post-Annex Net of Benefits Tax Bill Inc/(Dec) |
|---|--------------------------|--------|-----------------|----|------------------------|--------------------------------------|-------------------|---------------------------------------|--------------------------|--------------------|---------------------|--|--|---|---|--|--|---|
| Armes, Megan C & Matthew  | 53-01-41-709-420.000-008 | 1447   | 1B              | N  | \$ 163,100             | \$ 89,335                            | \$ 73,765         | \$ 1.5437                             | \$ 2.2845                | \$ 1,098.32        | \$ 1,820.45         | \$ 195.05  | \$ -   | \$ 527.08                               | \$ 722.13                                   | \$ 69.36   | \$ 22.20   | \$ 630.57                                     |
| Willey, Teri F  | 53-01-41-709-421.000-008 | 1447   | 1B              | N  | \$ 157,100             | \$ -                                 | \$ 157,100        | \$ 1.5437                             | \$ 2.2845                | \$ 2,425.16        | \$ 3,688.48         | \$ 395.19  | \$ -   | \$ 868.13                               | \$ 1,263.32                                 | \$ 69.36   | \$ 22.20   | \$ 1,171.76                                   |
| Holland, Bryan M  | 53-01-41-709-422.000-008 | 1447   | 1B              | N  | \$ 153,600             | \$ 86,010                            | \$ 67,590         | \$ 1.5437                             | \$ 2.2845                | \$ 1,006.40        | \$ 1,668.06         | \$ 178.72  | \$ -   | \$ 482.93                               | \$ 661.66                                   | \$ 69.36   | \$ 22.20   | \$ 570.10                                     |
| Stokes, Thomas W & Susan K Lewis Stokes                               | 53-01-41-709-423.000-008 | 1447   | 1B              | N  | \$ 160,800             | \$ 88,530                            | \$ 72,270         | \$ 1.5437                             | \$ 2.2845                | \$ 1,076.08        | \$ 1,783.54         | \$ 191.09  | \$ -   | \$ 516.38                               | \$ 707.46                                   | \$ 69.36   | \$ 22.20   | \$ 615.90                                     |
| Capio, Roy M & Jonnamarie W. Revocable Living Trust                   | 53-01-41-709-424.000-008 | 1447   | 1B              | N  | \$ 170,200             | \$ -                                 | \$ 170,200        | \$ 1.5437                             | \$ 2.2845                | \$ 2,627.38        | \$ 3,996.05         | \$ 428.15  | \$ -   | \$ 940.52                               | \$ 1,368.67                                 | \$ 69.36   | \$ 22.20   | \$ 1,277.11                                   |
| McKay, Clinton D  | 53-01-41-709-425.000-008 | 1447   | 1B              | N  | \$ 189,400             | \$ 98,540                            | \$ 90,860         | \$ 1.5437                             | \$ 2.2845                | \$ 1,352.88        | \$ 2,219.27         | \$ 237.78  | \$ -   | \$ 628.62                               | \$ 866.39                                   | \$ 69.36   | \$ 22.20   | \$ 774.83                                     |
| Desmond, Vincent E & Kristine A                                       | 53-01-41-709-426.000-008 | 1447   | 1B              | N  | \$ 167,100             | \$ 90,735                            | \$ 76,365         | \$ 1.5437                             | \$ 2.2845                | \$ 1,137.04        | \$ 1,884.62         | \$ 201.93  | \$ -   | \$ 545.65                               | \$ 747.58                                   | \$ 69.36   | \$ 22.20   | \$ 656.02                                     |
| Kelmer, Michele   | 53-01-41-709-427.000-008 | 1447   | 1B              | N  | \$ 156,800             | \$ 3,000                             | \$ 153,800        | \$ 1.5437                             | \$ 2.2845                | \$ 2,374.20        | \$ 3,678.20         | \$ 394.09  | \$ -   | \$ 909.91                               | \$ 1,304.00                                 | \$ 69.36   | \$ 22.20   | \$ 1,212.44                                   |
| Roth, Benjamin L  | 53-01-41-709-428.000-008 | 1447   | 1B              | N  | \$ 167,700             | \$ 87,945                            | \$ 79,755         | \$ 1.5437                             | \$ 2.2845                | \$ 1,187.52        | \$ 1,964.27         | \$ 210.47  | \$ -   | \$ 566.28                               | \$ 776.75                                   | \$ 69.36   | \$ 22.20   | \$ 685.19                                     |
| Boone, Ben L  | 53-01-41-709-429.000-008 | 1447   | 1B              | N  | \$ 168,900             | \$ 91,365                            | \$ 77,535         | \$ 1.5437                             | \$ 2.2845                | \$ 1,154.48        | \$ 1,913.49         | \$ 205.01  | \$ -   | \$ 553.99                               | \$ 759.01                                   | \$ 69.36   | \$ 22.20   | \$ 667.45                                     |
| Clayton, Kerri L & Kerrick, Phyllis J                                 | 53-01-41-709-430.000-008 | 1447   | 1B              | N  | \$ 156,400             | \$ 96,470                            | \$ 59,930         | \$ 1.5437                             | \$ 2.2845                | \$ 293.46          | \$ 1,479.03         | \$ 158.48  | \$ -   | \$ 1,027.09                             | \$ 1,185.57                                 | \$ 69.36   | \$ 22.20   | \$ 1,094.01                                   |
| Weisheit, Shelia Y  | 53-01-41-709-432.000-008 | 1447   | 1B              | N  | \$ 147,400             | \$ 83,840                            | \$ 63,560         | \$ 1.5437                             | \$ 2.2845                | \$ 946.40          | \$ 1,568.60         | \$ 168.06  | \$ -   | \$ 454.14                               | \$ 622.20                                   | \$ 69.36   | \$ 22.20   | \$ 530.64                                     |
| Hauk, Lawrence L  | 53-08-17-100-042.000-008 |        | 1B              | N  | \$ 136,300             | \$ 75,755                            | \$ 60,545         | \$ 1.5437                             | \$ 2.2845                | \$ 906.42          | \$ 1,502.36         | \$ 160.96  | \$ -   | \$ 434.98                               | \$ 599.94                                   | \$ 69.36   | \$ 22.20   | \$ 504.38                                     |
| Daniel, Dianna L  | 53-08-17-104-005.000-008 | 1311   | 1B              | N  | \$ 143,900             | \$ 82,615                            | \$ 61,285         | \$ 1.5437                             | \$ 2.2845                | \$ 912.52          | \$ 1,512.44         | \$ 162.04  | \$ -   | \$ 437.88                               | \$ 599.92                                   | \$ 69.36   | \$ 22.20   | \$ 508.36                                     |
| CPW Properties LLC  | 53-01-41-709-468.000-008 | 1447   | 1B              | N  | \$ 168,300             | \$ -                                 | \$ 168,300        | \$ 1.5437                             | \$ 2.2845                | \$ 2,598.04        | \$ 3,951.44         | \$ 423.37  | \$ -   | \$ 930.03                               | \$ 1,353.40                                 | \$ -   | \$ -   | \$ 1,353.40                                   |
| Cramer Real Estate, LLC   | 53-01-41-709-469.000-008 | 1447   | 1B              | N  | \$ 168,300             | \$ -                                 | \$ 168,300        | \$ 1.5437                             | \$ 2.2845                | \$ 2,598.04        | \$ 3,951.44         | \$ 423.37  | \$ -   | \$ 930.03                               | \$ 1,353.40                                 | \$ -   | \$ -   | \$ 1,353.40                                   |
| Cramer Real Estate, LLC   | 53-01-41-709-470.000-008 | 1447   | 1B              | N  | \$ 168,300             | \$ -                                 | \$ 168,300        | \$ 1.5437                             | \$ 2.2845                | \$ 2,598.04        | \$ 3,951.44         | \$ 423.37  | \$ -   | \$ 930.03                               | \$ 1,353.40                                 | \$ -   | \$ -   | \$ 1,353.40                                   |
| CPW Properties LLC  | 53-01-41-709-471.000-008 | 1447   | 1B              | N  | \$ 140,900             | \$ -                                 | \$ 140,900        | \$ 1.5437                             | \$ 2.2845                | \$ 2,175.08        | \$ 3,308.13         | \$ 354.44  | \$ -   | \$ 778.61                               | \$ 1,133.05                                 | \$ -   | \$ -   | \$ 1,133.05                                   |
| CPW Properties LLC  | 53-01-41-709-472.000-008 | 1447   | 1B              | N  | \$ 140,900             | \$ -                                 | \$ 140,900        | \$ 1.5437                             | \$ 2.2845                | \$ 2,175.08        | \$ 3,308.13         | \$ 354.44  | \$ -   | \$ 778.61                               | \$ 1,133.05                                 | \$ -   | \$ -   | \$ 1,133.05                                   |
| CPW Properties LLC  | 53-01-41-709-473.000-008 | 1447   | 1B              | N  | \$ 140,900             | \$ -                                 | \$ 140,900        | \$ 1.5437                             | \$ 2.2845                | \$ 2,175.08        | \$ 3,308.13         | \$ 354.44  | \$ -   | \$ 778.61                               | \$ 1,133.05                                 | \$ 69.36   | \$ 22.20   | \$ 1,041.49                                   |
| CPW Properties LLC  | 53-01-41-709-474.000-008 | 1447   | 1B              | N  | \$ 145,900             | \$ -                                 | \$ 145,900        | \$ 1.5437                             | \$ 2.2845                | \$ 2,252.26        | \$ 3,425.52         | \$ 367.02  | \$ -   | \$ 806.24                               | \$ 1,173.26                                 | \$ 69.36   | \$ 22.20   | \$ 1,081.70                                   |
| CPW Properties LLC  | 53-01-41-709-475.000-008 | 1447   | 1B              | N  | \$ 168,300             | \$ -                                 | \$ 168,300        | \$ 1.5437                             | \$ 2.2845                | \$ 2,598.04        | \$ 3,951.44         | \$ 423.37  | \$ -   | \$ 930.03                               | \$ 1,353.40                                 | \$ 69.36   | \$ 22.20   | \$ 1,261.84                                   |
| CPW Properties LLC  | 53-01-41-709-476.000-008 | 1447   | 1B              | N  | \$ 165,800             | \$ -                                 | \$ 165,800        | \$ 1.5437                             | \$ 2.2845                | \$ 2,559.44        | \$ 3,892.75         | \$ 417.08  | \$ -   | \$ 916.23                               | \$ 1,333.31                                 | \$ 69.36   | \$ 22.20   | \$ 1,241.75                                   |
| CPW Properties LLC  | 53-01-41-709-477.000-008 | 1447   | 1B              | N  | \$ 168,300             | \$ -                                 | \$ 168,300        | \$ 1.5437                             | \$ 2.2845                | \$ 2,598.04        | \$ 3,951.44         | \$ 423.37  | \$ -   | \$ 930.03                               | \$ 1,353.40                                 | \$ 69.36   | \$ 22.20   | \$ 1,261.84                                   |
| CPW Properties LLC  | 53-01-41-709-478.000-008 | 1447   | 1B              | N  | \$ 168,300             | \$ -                                 | \$ 168,300        | \$ 1.5437                             | \$ 2.2845                | \$ 2,598.04        | \$ 3,951.44         | \$ 423.37  | \$ -   | \$ 930.03                               | \$ 1,353.40                                 | \$ 69.36   | \$ 22.20   | \$ 1,261.84                                   |
| CPW Properties LLC  | 53-01-41-709-479.000-008 | 1447   | 1B              | N  | \$ 168,300             | \$ -                                 | \$ 168,300        | \$ 1.5437                             | \$ 2.2845                | \$ 2,598.04        | \$ 3,951.44         | \$ 423.37  | \$ -   | \$ 930.03                               | \$ 1,353.40                                 | \$ 69.36   | \$ 22.20   | \$ 1,261.84                                   |
| CPW Properties LLC  | 53-01-41-709-480.000-008 | 1447   | 1B              | N  | \$ 168,300             | \$ -                                 | \$ 168,300        | \$ 1.5437                             | \$ 2.2845                | \$ 2,598.04        | \$ 3,951.44         | \$ 423.37  | \$ -   | \$ 930.03                               | \$ 1,353.40                                 | \$ 69.36   | \$ 22.20   | \$ 1,261.84                                   |
| CPW Properties LLC  | 53-01-41-709-481.000-008 | 1447   | 1B              | N  | \$ 140,900             | \$ -                                 | \$ 140,900        | \$ 1.5437                             | \$ 2.2845                | \$ 2,175.08        | \$ 3,308.13         | \$ 354.44  | \$ -   | \$ 778.61                               | \$ 1,133.05                                 | \$ 69.36   | \$ 22.20   | \$ 1,041.49                                   |
| CPW Properties LLC  | 53-01-41-709-482.000-008 | 1447   | 1B              | N  | \$ 140,900             | \$ -                                 | \$ 140,900        | \$ 1.5437                             | \$ 2.2845                | \$ 2,175.08        | \$ 3,308.13         | \$ 354.44  | \$ -   | \$ 778.61                               | \$ 1,133.05                                 | \$ 69.36   | \$ 22.20   | \$ 1,041.49                                   |
| Balson, Tyler Brian & Kelsey Anne                                     | 53-01-41-709-483.000-008 | 1447   | 1B              | N  | \$ 165,800             | \$ 87,280                            | \$ 78,520         | \$ 1.5437                             | \$ 2.2845                | \$ 1,169.12        | \$ 1,937.79         | \$ 207.61  | \$ -   | \$ 561.06                               | \$ 768.67                                   | \$ 69.36   | \$ 22.20   | \$ 677.11                                     |
| CPW Properties LLC  | 53-01-41-709-484.000-008 | 1447   | 1B              | N  | \$ 168,300             | \$ -                                 | \$ 168,300        | \$ 1.5437                             | \$ 2.2845                | \$ 2,598.04        | \$ 3,951.44         | \$ 423.37  | \$ -   | \$ 930.03                               | \$ 1,353.40                                 | \$ 69.36   | \$ 22.20   | \$ 1,261.84                                   |
| CPW Properties LLC  | 53-01-41-709-485.000-008 | 1447   | 1B              | N  | \$ 140,900             | \$ -                                 | \$ 140,900        | \$ 1.5437                             | \$ 2.2845                | \$ 2,175.08        | \$ 3,308.13         | \$ 354.44  | \$ -   | \$ 778.61                               | \$ 1,133.05                                 | \$ 69.36   | \$ 22.20   | \$ 1,041.49                                   |
| CPW Properties LLC  | 53-01-41-709-486.000-008 | 1447   | 1B              | N  | \$ 140,900             | \$ -                                 | \$ 140,900        | \$ 1.5437                             | \$ 2.2845                | \$ 2,175.08        | \$ 3,308.13         | \$ 354.44  | \$ -   | \$ 778.61                               | \$ 1,133.05                                 | \$ 69.36   | \$ 22.20   | \$ 1,041.49                                   |
| Conrad, Ryan & Deanna   | 53-08-17-200-005.000-008 |        | 1B              | N  | \$ 273,600             | \$ 118,430                           | \$ 155,170        | \$ 1.5437                             | \$ 2.2845                | \$ 2,320.72        | \$ 3,481.86         | \$ 373.05  | \$ -   | \$ 788.09                               | \$ 1,161.14                                 | \$ 69.36   | \$ 22.20   | \$ 1,069.58                                   |
| Ingram Rockport LLC   | 53-08-17-200-003.000-008 |        | 1B              | N  | \$ 241,700             | \$ -                                 | \$ 241,700        | \$ 1.5437                             | \$ 2.2845                | \$ 3,731.12        | \$ 6,184.21         | \$ 662.59  | \$ -   | \$ 1,790.49                             | \$ 2,453.09                                 | \$ -   | \$ -   | \$ 2,453.09                                   |
| Wangle, LLC   | 53-08-17-407-001.000-008 |        | 1B              | N  | \$ 145,600             | \$ -                                 | \$ 145,600        | \$ 1.5437                             | \$ 2.2845                | \$ 2,247.64        | \$ 3,420.80         | \$ 366.51  | \$ -   | \$ 806.64                               | \$ 1,173.16                                 | \$ 69.36   | \$ 14.76   | \$ 1,089.04                                   |
| Zaricki, N Ryan   | 53-08-17-407-028.000-008 | 2505   | 1B              | N  | \$ 35,500              | \$ 3,000                             | \$ 32,500         | \$ 1.5437                             | \$ 2.2845                | \$ 501.70          | \$ 831.55           | \$ 89.10   | \$ -   | \$ 240.76                               | \$ 329.85                                   | \$ -   | \$ -   | \$ 329.85                                     |
| Calvary Missionary Baptist Church, an Arkansas non-profit corporation | 53-08-17-400-020.000-008 | 2467   | 1B              | N  | \$ 645,000             | \$ 645,000                           | \$ -              | \$ 1.5437                             | \$ 2.2845                | \$ -               | \$ -                | \$ -   | \$ -   | \$ -                                    | \$ -  | \$ -   | \$ -   | \$ -  |
| Calderon, Stacy L Swan  | 53-08-17-102-054.000-008 |        | 1B              | N  | \$ 122,200             | \$ 72,020                            | \$ 50,180         | \$ 1.5437                             | \$ 2.2845                | \$ 747.16          | \$ 1,238.40         | \$ 132.69  | \$ -   | \$ 358.54                               | \$ 491.24                                   | \$ 69.36   | \$ 22.20   | \$ 399.68                                     |
| Fairchild, Carl E   | 53-08-17-401-016.000-008 |        | 1B              | N  | \$ 82,000              | \$ 74,880                            | \$ 7,120          | \$ 1.5437                             | \$ 2.2845                | \$ 106.00          | \$ 108.12           | \$ -   | \$ -   | \$ 2.12                                 | \$ 2.12                                     | \$ 69.36   | \$ 22.20   | \$ (89.44)                                    |
| Duncan, Brandon   | 53-08-17-401-008.000-008 |        | 1B              | N  | \$ 92,300              | \$ -                                 | \$ 92,300         | \$ 1.5437                             | \$ 2.2845                | \$ 1,424.84        | \$ 2,167.07         | \$ 232.19  | \$ -   | \$ 510.04                               | \$ 742.23                                   | \$ 69.36   | \$ 22.20   | \$ 650.67                                     |
| Woodard, James H III  | 53-08-17-407-036.000-008 |        | 1B              | N  | \$ 18,200              | \$ -                                 | \$ 18,200         | \$ 1.5437                             | \$ 2.2845                | \$ 280.96          | \$ 427.31           | \$ 45.78   | \$ -   | \$ 100.57                               | \$ 146.35                                   | \$ 69.36   | \$ 14.76   | \$ 62.23                                      |
| Emerson, Heather  | 53-01-41-709-433.000-008 | 1447   | 1B              | N  | \$ 160,400             | \$ 113,350                           | \$ 47,050         | \$ 1.5437                             | \$ 2.2845                | \$ 700.56          | \$ 1,161.16         | \$ 124.41  | \$ -   | \$ 336.19                               | \$ 460.60                                   | \$ 69.36   | \$ 22.20   | \$ 369.04                                     |
| White, Rosalie Ann  | 53-01-41-709-434.000-008 | 1447   | 1B              | N  | \$ 168,300             | \$ 102,155                           | \$ 66,145         | \$ 1.5437                             | \$ 2.2845                | \$ 530.80          | \$ 541.42           | \$ -   | \$ -   | \$ 10.62                                | \$ 10.62                                    | \$ 69.36   | \$ 22.20   | \$ (80.94)                                    |
| Jeffers, Gregory A  | 53-01-41-709-435.000-008 | 1447   | 1B              | N  | \$ 147,400             | \$ 83,840                            | \$ 63,560         | \$ 1.5437                             | \$ 2.2845                | \$ 946.40          | \$ 1,568.60         | \$ 168.06  | \$ -   | \$ 454.14                               | \$ 622.20                                   | \$ 69.36   | \$ 22.20   | \$ 530.64                                     |
| Pape, Sarah A   | 53-01-41-709-436.000-008 | 1447   | 1B              | N  | \$ 165,200             | \$ 90,070                            | \$ 75,130         | \$ 1.5437                             | \$ 2.2845                | \$ 1,118.66        | \$ 1,854.15         | \$ 198.67  | \$ -   | \$ 536.82                               | \$ 735.49                                   | \$ 69.36   | \$ 22.20   | \$ 643.93                                     |
| Deibel, Alex T  | 53-01-41-709-437.000-008 | 1447   | 1B              | N  | \$ 159,000             | \$ 87,900                            | \$ 71,100         | \$ 1.5437                             | \$ 2.2845                | \$ 1,058.64        | \$ 1,754.68         | \$ 188.00  | \$ -   | \$ 508.04                               | \$ 696.04                                   | \$ 69.36   | \$ 22.20   | \$ 604.48                                     |
| Scott, Alicia L   | 53-01-41-709-438.000-008 | 1447   | 1B              | N  | \$ 159,000             | \$ 87,900                            | \$ 71,100         | \$ 1.5437                             | \$ 2.2845                | \$ 1,058.64        | \$ 1,754.68         | \$ 188.00  | \$ -   | \$ 508.04                               | \$ 696.04                                   | \$ 69.36   | \$ 22.20   | \$ 604.48                                     |
| Ahmetovic, Dzejna   | 53-01-41-709-439.000-008 | 1447   | 1B              | N  | \$ 154,000             | \$ 86,150                            | \$ 67,850         | \$ 1.5437                             | \$ 2.2845                | \$ 1,010.26        | \$ 1,674.47         | \$ 179.41  | \$ -   | \$ 484.80                               | \$ 664.21                                   | \$ 69.36   | \$ 22.20   | \$ 572.65                                     |
| Flott, Julie A  | 53-01-41-709-440.000-008 | 1447   | 1B              | N  | \$ 158,500             | \$ 84,725                            | \$ 73,775         | \$ 1.5437                             | \$ 2.2845                | \$ 1,098.48        | \$ 1,820.70         | \$ 195.07  | \$ -   | \$ 527.14                               | \$ 722.22                                   | \$ 69.36   | \$ 22.20   | \$ 630.66                                     |
| Church, Curtis  | 53-01-41-709-441.000-008 | 1447   | 1B              | N  | \$ 155,500             | \$ 86,675                            | \$ 68,825         | \$ 1.5437                             | \$ 2.2845                | \$ 1,024.78        | \$ 1,698.54         | \$ 181.99  | \$ -   | \$ 491.77                               | \$ 673.76                                   | \$ 69.36   | \$ 22.20   | \$ 582.20                                     |

# City of Bloomington

## Area #1B: South-West Annexation Area - Tax Impacts Analysis

Note (1): This section shows the inc/(dec) in tax bills due to differences between township fire protection rates and the Monroe Fire Protection District fire rate

| Owner Name  | Parcel #                 | Waiver | Annexation Area | AG | 2020 Pay 2021 Gross AV | 2020 Pay 2021 Deductions /Exemptions | 2020 Pay 2021 NAV | Pre-Annex 2020 Pay 2021 Prop Tax Rate | Post-Annex Prop Tax Rate | Pre-Annex Tax Bill | Post-Annex Tax Bill | Net Tax Bill Increase Due Solely to AV Growth (12% - Aggregate over 4 years) | Net Tax Bill Increase Due to Difference Between Fire Rates (1) | Net Tax Bill Increase Due to Annexation | Total Post-Annexation Net Tax Bill Increase | Benefit 1 Yearly Sewer Bill Savings (@ 4000 Gal/Month) | Benefit 2 Yearly Fire Protection (Water Surcharge) Savings | Post-Annex Net of Benefits |
|---|--------------------------|--------|-----------------|----|------------------------|--------------------------------------|-------------------|---------------------------------------|--------------------------|--------------------|---------------------|--|--|---|---|--|--|----------------------------|
| Keough, Dawn M  | 53-01-41-709-442.000-008 | 1447   | 1B              | N  | \$ 155,500             | \$ 86,675                            | \$ 68,825         | \$ 1.5437                             | \$ 2.2845                | \$ 1,024.78        | \$ 1,698.54         | \$ 181.99  | \$ -   | \$ 491.77                               | \$ 673.76                                   | \$ 69.36   | \$ 22.20   | \$ 582.20                  |
| Wisley, Victoria Elizabeth  | 53-01-41-709-443.000-008 | 1447   | 1B              | N  | \$ 157,300             | \$ 87,305                            | \$ 69,995         | \$ 1.5437                             | \$ 2.2845                | \$ 1,042.20        | \$ 1,727.41         | \$ 185.07  | \$ -   | \$ 500.13                               | \$ 685.21                                   | \$ 69.36   | \$ 22.20   | \$ 593.65                  |
| Arnold, Lindsey S   | 53-01-41-709-444.000-008 | 1447   | 1B              | N  | \$ 167,600             | \$ 90,910                            | \$ 76,690         | \$ 1.5437                             | \$ 2.2845                | \$ 1,141.88        | \$ 1,892.64         | \$ 202.79  | \$ -   | \$ 547.97                               | \$ 750.76                                   | \$ 69.36   | \$ 22.20   | \$ 659.20                  |
| New Richland 2 Inc  | 53-01-41-709-445.000-008 | 1447   | 1B              | N  | \$ 162,300             | \$ -                                 | \$ 162,300        | \$ 1.5437                             | \$ 2.2845                | \$ 2,505.44        | \$ 3,810.57         | \$ 408.28  | \$ -   | \$ 896.85                               | \$ 1,305.13                                 | \$ 69.36   | \$ 22.20   | \$ 1,213.57                |
| Gamberg, Cheryl R., & Duane V.                                    | 53-01-41-709-446.000-008 | 1447   | 1B              | N  | \$ 161,400             | \$ 3,000                             | \$ 158,400        | \$ 1.5437                             | \$ 2.2845                | \$ 2,445.22        | \$ 3,786.20         | \$ 405.66  | \$ -   | \$ 935.32                               | \$ 1,340.98                                 | \$ 69.36   | \$ 22.20   | \$ 1,249.42                |
| Cox, Joyce  | 53-01-41-709-447.000-008 | 1447   | 1B              | N  | \$ 162,900             | \$ 89,265                            | \$ 73,635         | \$ 1.5437                             | \$ 2.2845                | \$ 1,096.40        | \$ 1,817.23         | \$ 194.70  | \$ -   | \$ 526.13                               | \$ 720.83                                   | \$ 69.36   | \$ 22.20   | \$ 629.27                  |
| Pogue, Chandler   | 53-01-41-709-448.000-008 | 1447   | 1B              | N  | \$ 170,400             | \$ 91,890                            | \$ 78,510         | \$ 1.5437                             | \$ 2.2845                | \$ 1,169.00        | \$ 1,937.55         | \$ 207.59  | \$ -   | \$ 560.96                               | \$ 768.55                                   | \$ 69.36   | \$ 22.20   | \$ 676.99                  |
| Buck, Sheila D  | 53-01-41-709-449.000-008 | 1447   | 1B              | N  | \$ 170,400             | \$ 91,890                            | \$ 78,510         | \$ 1.5437                             | \$ 2.2845                | \$ 1,169.00        | \$ 1,937.55         | \$ 207.59  | \$ -   | \$ 560.96                               | \$ 768.55                                   | \$ 69.36   | \$ 22.20   | \$ 676.99                  |
| Carter, Sarah C   | 53-01-41-709-450.000-008 | 1447   | 1B              | N  | \$ 162,900             | \$ 89,265                            | \$ 73,635         | \$ 1.5437                             | \$ 2.2845                | \$ 1,096.40        | \$ 1,817.23         | \$ 194.70  | \$ -   | \$ 526.13                               | \$ 720.83                                   | \$ 69.36   | \$ 22.20   | \$ 629.27                  |
| Key, Terry L & Barbara J  | 53-01-41-709-451.000-008 | 1447   | 1B              | N  | \$ 167,900             | \$ 91,015                            | \$ 76,885         | \$ 1.5437                             | \$ 2.2845                | \$ 1,144.80        | \$ 1,897.45         | \$ 203.29  | \$ -   | \$ 549.36                               | \$ 752.65                                   | \$ 69.36   | \$ 22.20   | \$ 661.09                  |
| Board Of Commissioners Of Monroe Co                               | 53-08-16-200-068.000-009 |        | 1B              | N  | \$ -                   | \$ -                                 | \$ -              | \$ 2.0669                             | \$ 2.0675                | \$ -               | \$ -                | \$ -   | \$ -   | \$ -                                    | \$ -  | \$ -   | \$ -   | \$ -                       |
| Moore, Kelly Ann  | 53-08-17-100-035.000-008 | 1011   | 1B              | N  | \$ 132,800             | \$ -                                 | \$ 132,800        | \$ 1.5437                             | \$ 2.2845                | \$ 2,050.04        | \$ 3,118.59         | \$ 334.13  | \$ -   | \$ 734.41                               | \$ 1,068.55                                 | \$ 69.36   | \$ 14.76   | \$ 984.43                  |
| Suozi, Margaret; Harris, Betty; Cadwell, Mary Jane; & Bush, Tom R | 53-08-19-200-031.000-008 |        | 1B              | Y  | \$ 209,000             | \$ 66,910                            | \$ 142,090        | \$ 1.5437                             | \$ 2.2845                | \$ 2,171.16        | \$ 2,171.16         | \$ 1,427.49  | \$ -   | \$ -                                    | \$ 1,427.49                                 | \$ -   | \$ -   | \$ 1,427.49                |
| Phillips, Robert Scott  | 53-08-17-301-111.000-008 | 1599   | 1B              | N  | \$ 189,800             | \$ 98,505                            | \$ 91,295         | \$ 1.5437                             | \$ 2.2845                | \$ 1,359.36        | \$ 2,218.62         | \$ 237.70  | \$ -   | \$ 621.56                               | \$ 859.26                                   | \$ 69.36   | \$ 22.20   | \$ 767.70                  |
| Meisenheimer, Calvin L  | 53-08-17-301-030.000-008 | 1599   | 1B              | N  | \$ 164,900             | \$ 89,965                            | \$ 74,935         | \$ 1.5437                             | \$ 2.2845                | \$ 1,115.76        | \$ 1,849.32         | \$ 198.14  | \$ -   | \$ 535.42                               | \$ 733.56                                   | \$ 69.36   | \$ 22.20   | \$ 642.00                  |
| Cornett, Joshua & Kelly B   | 53-08-17-301-025.000-008 | 1599   | 1B              | N  | \$ 196,800             | \$ 101,130                           | \$ 95,670         | \$ 1.5437                             | \$ 2.2845                | \$ 1,424.48        | \$ 2,307.34         | \$ 247.21  | \$ -   | \$ 635.65                               | \$ 882.86                                   | \$ 69.36   | \$ 22.20   | \$ 791.30                  |
| Arthur, Samuel Ray & Katherine Rhue                               | 53-08-17-301-029.000-008 | 1599   | 1B              | N  | \$ 222,100             | \$ 109,985                           | \$ 112,115        | \$ 1.5437                             | \$ 2.2845                | \$ 1,669.36        | \$ 2,608.45         | \$ 279.48  | \$ -   | \$ 659.61                               | \$ 939.09                                   | \$ 69.36   | \$ 22.20   | \$ 847.53                  |
| Li, Moyan   | 53-08-17-301-040.000-008 | 1599   | 1B              | N  | \$ 166,400             | \$ 87,490                            | \$ 78,910         | \$ 1.5437                             | \$ 2.2845                | \$ 1,174.94        | \$ 1,947.42         | \$ 208.65  | \$ -   | \$ 563.84                               | \$ 772.48                                   | \$ 69.36   | \$ 22.20   | \$ 680.92                  |
| Voyles, Robert K & Brenda D                                       | 53-08-17-301-032.000-008 | 1599   | 1B              | N  | \$ 178,100             | \$ -                                 | \$ 178,100        | \$ 1.5437                             | \$ 2.2845                | \$ 2,749.32        | \$ 4,181.53         | \$ 448.02  | \$ -   | \$ 984.19                               | \$ 1,432.21                                 | \$ 69.36   | \$ 22.20   | \$ 1,340.65                |
| Perkins, Kyle A; Richardson, Ellen M                              | 53-08-17-301-066.000-008 | 1599   | 1B              | N  | \$ 201,400             | \$ 102,740                           | \$ 98,660         | \$ 1.5437                             | \$ 2.2845                | \$ 1,469.00        | \$ 2,362.09         | \$ 253.08  | \$ -   | \$ 640.01                               | \$ 893.09                                   | \$ -   | \$ -   | \$ 893.09                  |
| Ondersma, Joel B & Gabrielle M                                    | 53-08-17-100-300.444-008 | 1599   | 1B              | N  | \$ 212,600             | \$ 106,660                           | \$ 105,940        | \$ 1.5437                             | \$ 2.2845                | \$ 1,577.40        | \$ 2,495.39         | \$ 267.37  | \$ -   | \$ 650.62                               | \$ 917.99                                   | \$ 69.36   | \$ 22.20   | \$ 826.43                  |
| Mutai, Martin Kipng'eno & Jessica Rae Peterson                    | 53-08-17-100-300.445-008 | 1599   | 1B              | N  | \$ 311,500             | \$ 141,100                           | \$ 170,400        | \$ 1.5437                             | \$ 2.2845                | \$ 2,537.20        | \$ 3,666.99         | \$ 392.89  | \$ -   | \$ 736.90                               | \$ 1,129.79                                 | \$ 69.36   | \$ 22.20   | \$ 1,038.23                |
| Packard, Mitchell H & Molly M                                     | 53-08-17-100-300.446-008 | 1599   | 1B              | N  | \$ 297,300             | \$ 136,305                           | \$ 160,995        | \$ 1.5437                             | \$ 2.2845                | \$ 2,397.16        | \$ 3,503.39         | \$ 375.36  | \$ -   | \$ 730.88                               | \$ 1,106.23                                 | \$ 69.36   | \$ 22.20   | \$ 1,014.67                |
| The Highland Homeowner's Association Inc.                         | 53-08-17-100-300.448-008 | 1599   | 1B              | N  | \$ -                   | \$ -                                 | \$ -              | \$ 1.5437                             | \$ 2.2845                | \$ -               | \$ -                | \$ -   | \$ -   | \$ -                                    | \$ -  | \$ -   | \$ -   | \$ -                       |
| The Highland Homeowner's Association Inc.                         | 53-08-17-100-300.449-008 | 1599   | 1B              | N  | \$ -                   | \$ -                                 | \$ -              | \$ 1.5437                             | \$ 2.2845                | \$ -               | \$ -                | \$ -   | \$ -   | \$ -                                    | \$ -  | \$ -   | \$ -   | \$ -                       |
| Bult, Derek R & Brianna M   | 53-08-17-100-300.377-008 | 1599   | 1B              | N  | \$ 315,000             | \$ 142,500                           | \$ 172,500        | \$ 1.5437                             | \$ 2.2845                | \$ 2,568.46        | \$ 3,714.05         | \$ 397.93  | \$ -   | \$ 747.66                               | \$ 1,145.59                                 | \$ -   | \$ -   | \$ 1,145.59                |
| Marru, Suresh & Srilatha  | 53-08-17-100-300.379-008 | 1599   | 1B              | N  | \$ 332,000             | \$ 148,450                           | \$ 183,550        | \$ 1.5437                             | \$ 2.2845                | \$ 2,733.00        | \$ 3,916.37         | \$ 419.61  | \$ -   | \$ 763.76                               | \$ 1,183.37                                 | \$ 69.36   | \$ 22.20   | \$ 1,091.81                |
| Schaeffer, Jeremy R & Manda R                                     | 53-08-17-301-093.380-008 | 1599   | 1B              | N  | \$ 298,400             | \$ 136,690                           | \$ 161,710        | \$ 1.5437                             | \$ 2.2845                | \$ 2,407.80        | \$ 3,516.49         | \$ 376.76  | \$ -   | \$ 731.93                               | \$ 1,108.69                                 | \$ 69.36   | \$ 22.20   | \$ 1,017.13                |
| Hedrick, Michael Bates & Dana Nicole Cahill                       | 53-08-17-301-093.381-008 | 1599   | 1B              | N  | \$ 264,500             | \$ 121,825                           | \$ 142,675        | \$ 1.5437                             | \$ 2.2845                | \$ 2,124.36        | \$ 3,116.28         | \$ 333.89  | \$ -   | \$ 658.04                               | \$ 991.92                                   | \$ 69.36   | \$ 22.20   | \$ 900.36                  |
| Rajamani, Elan & Premarani  | 53-08-17-301-093.382-008 | 1599   | 1B              | N  | \$ 291,200             | \$ 134,170                           | \$ 157,030        | \$ 1.5437                             | \$ 2.2845                | \$ 2,338.12        | \$ 3,430.81         | \$ 367.59  | \$ -   | \$ 725.10                               | \$ 1,092.69                                 | \$ 69.36   | \$ 22.20   | \$ 1,001.13                |
| Morris, Roger & Jianing   | 53-08-17-301-093.383-008 | 1599   | 1B              | N  | \$ 322,200             | \$ 142,020                           | \$ 180,180        | \$ 1.5437                             | \$ 2.2845                | \$ 2,682.80        | \$ 3,802.98         | \$ 407.47  | \$ -   | \$ 712.71                               | \$ 1,120.18                                 | \$ 69.36   | \$ 22.20   | \$ 1,028.62                |
| Morris, David Michael   | 53-08-17-301-093.384-008 | 1599   | 1B              | N  | \$ 233,000             | \$ 113,800                           | \$ 119,200        | \$ 1.5437                             | \$ 2.2845                | \$ 1,774.84        | \$ 2,738.16         | \$ 293.37  | \$ -   | \$ 669.95                               | \$ 963.32                                   | \$ 69.36   | \$ 22.20   | \$ 871.76                  |
| Fitzsimmons, Tyler & Danielle                                     | 53-08-17-301-093.385-008 | 1599   | 1B              | N  | \$ 331,700             | \$ 148,345                           | \$ 183,355        | \$ 1.5437                             | \$ 2.2845                | \$ 2,730.08        | \$ 3,912.81         | \$ 419.24  | \$ -   | \$ 763.49                               | \$ 1,182.73                                 | \$ 69.36   | \$ 22.20   | \$ 1,091.17                |
| Mechinus, Jesse R & Crystal R                                     | 53-08-17-301-093.386-008 | 1599   | 1B              | N  | \$ 253,100             | \$ 120,835                           | \$ 132,265        | \$ 1.5437                             | \$ 2.2845                | \$ 1,969.36        | \$ 2,977.38         | \$ 319.01  | \$ -   | \$ 689.01                               | \$ 1,008.02                                 | \$ 69.36   | \$ 22.20   | \$ 916.46                  |
| Fleck, Stuart Lee & Cassandra L                                   | 53-08-17-301-093.387-008 | 1599   | 1B              | N  | \$ 100                 | \$ 50                                | \$ 50             | \$ 1.5437                             | \$ 2.2845                | \$ 0.76            | \$ 1.28             | \$ 0.14  | \$ -   | \$ 0.38                                 | \$ 0.52                                     | \$ 69.36   | \$ 22.20   | \$ (91.04)                 |
| Roundtree, Vernard  | 53-08-17-301-093.388-008 | 1599   | 1B              | N  | \$ 100                 | \$ 100                               | \$ -              | \$ 1.5437                             | \$ 2.2845                | \$ -               | \$ -                | \$ -   | \$ -   | \$ -                                    | \$ -  | \$ 69.36   | \$ 22.20   | \$ (91.56)                 |
| Borman, James & Laurie  | 53-08-17-301-065.000-008 | 1599   | 1B              | N  | \$ 168,500             | \$ 91,225                            | \$ 77,275         | \$ 1.5437                             | \$ 2.2845                | \$ 1,150.60        | \$ 1,907.07         | \$ 204.33  | \$ -   | \$ 552.14                               | \$ 756.47                                   | \$ 69.36   | \$ 22.20   | \$ 664.91                  |
| Huntington, Brian P & Lyn M                                       | 53-08-17-301-031.000-008 | 1599   | 1B              | N  | \$ 203,900             | \$ -                                 | \$ 203,900        | \$ 1.5437                             | \$ 2.2845                | \$ 3,147.60        | \$ 4,787.28         | \$ 512.92  | \$ -   | \$ 1,126.76                             | \$ 1,639.68                                 | \$ 69.36   | \$ 22.20   | \$ 1,548.12                |
| Deckard, Michael J & Sally K                                      | 53-08-17-301-028.000-008 | 1599   | 1B              | N  | \$ 188,500             | \$ 98,225                            | \$ 90,275         | \$ 1.5437                             | \$ 2.2845                | \$ 1,344.16        | \$ 2,208.57         | \$ 236.63  | \$ -   | \$ 627.77                               | \$ 864.41                                   | \$ 69.36   | \$ 22.20   | \$ 772.85                  |
| AMH 2014-3 Borrower LLC   | 53-08-17-301-080.000-008 | 1599   | 1B              | N  | \$ 208,000             | \$ -                                 | \$ 208,000        | \$ 1.5437                             | \$ 2.2845                | \$ 3,210.90        | \$ 4,883.54         | \$ 523.24  | \$ -   | \$ 1,149.40                             | \$ 1,672.64                                 | \$ 69.36   | \$ 22.20   | \$ 1,581.08                |
| Lacanieta, Larry  | 53-08-17-301-191.000-008 | 1599   | 1B              | N  | \$ 227,300             | \$ 111,805                           | \$ 115,495        | \$ 1.5437                             | \$ 2.2845                | \$ 1,719.68        | \$ 2,670.32         | \$ 286.10  | \$ -   | \$ 664.54                               | \$ 950.64                                   | \$ 69.36   | \$ 22.20   | \$ 859.08                  |
| Leturgez, Michael D & Traci L                                     | 53-08-17-301-159.000-008 | 1599   | 1B              | N  | \$ 190,300             | \$ 98,855                            | \$ 91,445         | \$ 1.5437                             | \$ 2.2845                | \$ 1,361.58        | \$ 2,229.98         | \$ 238.92  | \$ -   | \$ 629.48                               | \$ 868.40                                   | \$ 69.36   | \$ 22.20   | \$ 776.84                  |
| Davis, Shawn Ray  | 53-08-17-301-105.000-008 | 1599   | 1B              | N  | \$ 179,000             | \$ 94,900                            | \$ 84,100         | \$ 1.5437                             | \$ 2.2845                | \$ 1,252.22        | \$ 2,075.51         | \$ 222.38  | \$ -   | \$ 600.92                               | \$ 823.29                                   | \$ 69.36   | \$ 22.20   | \$ 731.73                  |
| Chanley, Luke W   | 53-08-17-301-034.000-008 | 1599   | 1B              | N  | \$ 164,500             | \$ 89,825                            | \$ 74,675         | \$ 1.5437                             | \$ 2.2845                | \$ 1,111.88        | \$ 1,842.90         | \$ 197.45  | \$ -   | \$ 533.57                               | \$ 731.02                                   | \$ 69.36   | \$ 22.20   | \$ 639.46                  |
| McCaffery, Kevin W  | 53-08-17-301-055.000-008 | 1599   | 1B              | N  | \$ 215,500             | \$ 107,675                           | \$ 107,825        | \$ 1.5437                             | \$ 2.2845                | \$ 1,605.48        | \$ 2,529.90         | \$ 271.06  | \$ -   | \$ 653.36                               | \$ 924.42                                   | \$ 69.36   | \$ 22.20   | \$ 832.86                  |
| AMH 2014-2 Borrower, LLC  | 53-08-17-301-021.000-008 | 1599   | 1B              | N  | \$ 171,900             | \$ -                                 | \$ 171,900        | \$ 1.5437                             | \$ 2.2845                | \$ 2,653.62        | \$ 4,035.96         | \$ 432.42  | \$ -   | \$ 949.92                               | \$ 1,382.34                                 | \$ 69.36   | \$ 22.20   | \$ 1,290.78                |
| Maxwell, Carol Ann  | 53-08-17-301-035.000-008 | 1599   | 1B              | N  | \$ 190,900             | \$ 99,065                            | \$ 91,835         | \$ 1.5437                             | \$ 2.2845                | \$ 1,367.40        | \$ 2,237.13         | \$ 239.69  | \$ -   | \$ 630.04                               | \$ 869.73                                   | \$ 69.36   | \$ 22.20   | \$ 778.17                  |
| Boyer, David G  | 53-08-17-301-078.000-008 | 1599   | 1B              | N  | \$ 199,700             | \$ 102,145                           | \$ 97,555         | \$ 1.5437                             | \$ 2.2845                | \$ 1,452.56        | \$ 2,341.87         | \$ 250.92  | \$ -   | \$ 638.39                               | \$ 889.31                                   | \$ 69.36   | \$ 22.20   | \$ 797.75                  |
| Almarmouri, Amjad & Abeer Alzubi                                  | 53-08-17-301-077.000-008 | 1599   | 1B              | N  | \$ 205,700             | \$ 101,245                           | \$ 104,455        | \$ 1.5437                             | \$ 2.2845                | \$ 1,555.28        | \$ 2,416.51         | \$ 258.92  | \$ -   | \$ 602.31                               | \$ 861.23                                   | \$ 69.36   | \$ 22.20   | \$ 769.67                  |



# City of Bloomington



## Area #1B: South-West Annexation Area - Tax Impacts Analysis

Note (1): This section shows the inc/(dec) in tax bills due to differences between township fire protection rates and the Monroe Fire Protection District fire rate

| Owner Name                                     | Parcel #                 | Waiver | Annexation Area | AG | 2020 Pay 2021 Gross AV | 2020 Pay 2021 Deductions/Exemptions | 2020 Pay 2021 NAV | Pre-Annex 2020 Pay 2021 Prop Tax Rate | Post-Annex Prop Tax Rate | Pre-Annex Tax Bill | Post-Annex Tax Bill | Net Tax Bill Increase Due Solely to AV Growth (12% - Aggregate over 4 years) | Net Tax Bill Increase Due to Difference Between Fire Rates (1) | Net Tax Bill Increase Due to Annexation | Total Post-Annexation Net Tax Bill Increase | Benefit 1 Yearly Sewer Bill Savings (@ 4000 Gal/Month) | Benefit 2 Yearly Fire Protection (Water Surcharge) Savings | Post-Annex Net of Benefits |
|--|--------------------------|--------|-----------------|----|------------------------|-------------------------------------|-------------------|---------------------------------------|--------------------------|--------------------|---------------------|--|--|---|---|--|--|----------------------------|
| Bidwell-Smith, Andrea K.                       | 53-08-17-301-061.000-008 | 1599   | 1B              | N  | \$ 185,700             | \$ 97,245                           | \$ 88,455         | \$ 1.5437                             | \$ 2.2845                | \$ 1,317.06        | \$ 2,175.25         | \$ 233.07  | \$ -   | \$ 625.12                               | \$ 858.19                                   | \$ 69.36   | \$ 22.20   | \$ 766.63                  |
| Swyers, Howard & Donna                         | 53-08-17-301-054.000-008 | 1599   | 1B              | N  | \$ 192,300             | \$ 99,555                           | \$ 92,745         | \$ 1.5437                             | \$ 2.2845                | \$ 1,380.92        | \$ 2,253.78         | \$ 241.47  | \$ -   | \$ 631.39                               | \$ 872.86                                   | \$ 69.36   | \$ 22.20   | \$ 781.30                  |
| Dhanawade, Rosh Joshua & Amber Lynn            | 53-08-17-301-022.000-008 | 1599   | 1B              | N  | \$ 186,900             | \$ 97,665                           | \$ 89,235         | \$ 1.5437                             | \$ 2.2845                | \$ 1,328.68        | \$ 2,189.52         | \$ 234.59  | \$ -   | \$ 626.25                               | \$ 860.84                                   | \$ 69.36   | \$ 22.20   | \$ 769.28                  |
| Hood, Betty J Irrevocable Trust                | 53-08-17-102-036.000-008 |        | 1B              | N  | \$ 162,200             | \$ 100,020                          | \$ 62,180         | \$ 1.5437                             | \$ 2.2845                | \$ 552.28          | \$ 563.33           | \$ -   | \$ -   | \$ 11.05                                | \$ 11.05                                    | \$ 69.36   | \$ 14.76   | \$ (73.07)                 |
| Sheck, Aaron D & Lucrecia                      | 53-08-17-100-033.000-008 |        | 1B              | N  | \$ 130,800             | \$ 77,260                           | \$ 53,540         | \$ 1.5437                             | \$ 2.2845                | \$ 797.20          | \$ 1,321.31         | \$ 141.57  | \$ -   | \$ 382.54                               | \$ 524.11                                   | \$ 69.36   | \$ 22.20   | \$ 432.55                  |
| Hosey, Timothy & Mary Sue                      | 53-08-17-104-021.000-008 | 1316   | 1B              | N  | \$ 143,300             | \$ 81,005                           | \$ 62,295         | \$ 1.5437                             | \$ 2.2845                | \$ 928.10          | \$ 1,538.28         | \$ 164.81  | \$ -   | \$ 445.37                               | \$ 610.18                                   | \$ 69.36   | \$ 22.20   | \$ 518.62                  |
| Quality Realty & Dev LLC                       | 53-08-17-407-032.000-008 | 1212   | 1B              | N  | \$ 103,300             | \$ -                                | \$ 103,300        | \$ 1.5437                             | \$ 2.2845                | \$ 1,594.64        | \$ 2,425.34         | \$ 259.86  | \$ -   | \$ 570.84                               | \$ 830.70                                   | \$ 69.36   | \$ 22.20   | \$ 739.14                  |
| Braunlin, Linda L Revocable Trust              | 53-08-17-100-016.000-008 | 1013   | 1B              | N  | \$ 105,500             | \$ -                                | \$ 105,500        | \$ 1.5437                             | \$ 2.2845                | \$ 1,628.60        | \$ 2,505.23         | \$ 268.42  | \$ -   | \$ 608.21                               | \$ 876.63                                   | \$ 69.36   | \$ 22.20   | \$ 785.07                  |
| Ross, Joseph S Trust                           | 53-08-17-102-044.000-008 |        | 1B              | N  | \$ 164,400             | \$ -                                | \$ 164,400        | \$ 1.5437                             | \$ 2.2845                | \$ 2,537.84        | \$ 3,859.88         | \$ 413.56  | \$ -   | \$ 908.48                               | \$ 1,322.04                                 | \$ 69.36   | \$ 14.76   | \$ 1,237.92                |
| Gupta, Daniel                                  | 53-08-17-100-043.000-008 |        | 1B              | N  | \$ 118,100             | \$ -                                | \$ 118,100        | \$ 1.5437                             | \$ 2.2845                | \$ 1,823.12        | \$ 2,772.82         | \$ 297.09  | \$ -   | \$ 652.61                               | \$ 949.70                                   | \$ 69.36   | \$ 22.20   | \$ 858.14                  |
| Gupta, Daniel                                  | 53-08-17-100-014.000-008 | 1012   | 1B              | N  | \$ 142,700             | \$ -                                | \$ 142,700        | \$ 1.5437                             | \$ 2.2845                | \$ 2,202.86        | \$ 3,370.62         | \$ 361.14  | \$ -   | \$ 806.63                               | \$ 1,167.76                                 | \$ -   | \$ -   | \$ 1,167.76                |
| Gupta, Daniel                                  | 53-08-17-100-029.000-008 |        | 1B              | N  | \$ 1,700               | \$ -                                | \$ 1,700          | \$ 1.5437                             | \$ 2.2845                | \$ 26.24           | \$ 43.50            | \$ 4.66  | \$ -   | \$ 12.60                                | \$ 17.26                                    | \$ -   | \$ -   | \$ 17.26                   |
| Gupta, Daniel                                  | 53-08-17-100-028.000-008 |        | 1B              | N  | \$ 111,600             | \$ -                                | \$ 111,600        | \$ 1.5437                             | \$ 2.2845                | \$ 1,722.76        | \$ 2,620.21         | \$ 280.74  | \$ -   | \$ 616.71                               | \$ 897.45                                   | \$ -   | \$ -   | \$ 897.45                  |
| Spoolstra, Diana G & James A                   | 53-08-17-102-080.000-008 |        | 1B              | N  | \$ 149,100             | \$ 81,435                           | \$ 67,665         | \$ 1.5437                             | \$ 2.2845                | \$ 1,007.50        | \$ 1,669.91         | \$ 178.92  | \$ -   | \$ 483.49                               | \$ 662.41                                   | \$ 69.36   | \$ 22.20   | \$ 570.85                  |
| Indiana Limestone Acquisitions LLC             | 53-08-16-200-039.000-008 |        | 1B              | Y  | \$ 400                 | \$ -                                | \$ 400            | \$ 1.5437                             | \$ 2.2845                | \$ 6.17            | \$ 6.17             | \$ 3.22  | \$ -   | \$ -                                    | \$ 3.22                                     | \$ -   | \$ -   | \$ 3.22                    |
| Hickman, Scott K & Angela D                    | 53-08-17-102-035.000-008 |        | 1B              | N  | \$ 183,300             | \$ 93,405                           | \$ 89,895         | \$ 1.5437                             | \$ 2.2845                | \$ 1,338.50        | \$ 2,149.91         | \$ 230.34  | \$ -   | \$ 581.07                               | \$ 811.41                                   | \$ 69.36   | \$ 14.76   | \$ 727.29                  |
| Kraus, Charles A & Jane F; Kraus, Jeffrey Alan | 53-08-17-104-009.000-008 | 1317   | 1B              | N  | \$ 148,200             | \$ 98,120                           | \$ 50,080         | \$ 1.5437                             | \$ 2.2845                | \$ 679.08          | \$ 692.66           | \$ -   | \$ -   | \$ 13.58                                | \$ 13.58                                    | \$ 69.36   | \$ 22.20   | \$ (77.98)                 |
| Lester, Nicholas                               | 53-01-41-709-452.000-008 | 1447   | 1B              | N  | \$ 163,800             | \$ 86,580                           | \$ 77,220         | \$ 1.5437                             | \$ 2.2845                | \$ 1,149.78        | \$ 1,905.70         | \$ 204.17  | \$ -   | \$ 551.75                               | \$ 755.92                                   | \$ 69.36   | \$ 22.20   | \$ 664.36                  |
| Rivera, Luis E Ramirez                         | 53-01-41-709-453.000-008 | 1447   | 1B              | N  | \$ 139,400             | \$ 81,040                           | \$ 58,360         | \$ 1.5437                             | \$ 2.2845                | \$ 868.96          | \$ 1,440.27         | \$ 154.31  | \$ -   | \$ 417.00                               | \$ 571.31                                   | \$ -   | \$ -   | \$ 571.31                  |
| CPW Properties LLC                             | 53-01-41-709-454.000-008 | 1447   | 1B              | N  | \$ 140,900             | \$ -                                | \$ 140,900        | \$ 1.5437                             | \$ 2.2845                | \$ 2,175.08        | \$ 3,308.13         | \$ 354.44  | \$ -   | \$ 778.61                               | \$ 1,133.05                                 | \$ -   | \$ -   | \$ 1,133.05                |
| CPW Properties LLC                             | 53-01-41-709-455.000-008 | 1447   | 1B              | N  | \$ 139,400             | \$ -                                | \$ 139,400        | \$ 1.5437                             | \$ 2.2845                | \$ 2,151.92        | \$ 3,272.91         | \$ 350.67  | \$ -   | \$ 770.32                               | \$ 1,120.99                                 | \$ -   | \$ -   | \$ 1,120.99                |
| CPW Properties LLC                             | 53-01-41-709-456.000-008 | 1447   | 1B              | N  | \$ 140,900             | \$ -                                | \$ 140,900        | \$ 1.5437                             | \$ 2.2845                | \$ 2,175.08        | \$ 3,308.13         | \$ 354.44  | \$ -   | \$ 778.61                               | \$ 1,133.05                                 | \$ -   | \$ -   | \$ 1,133.05                |
| CPW Properties LLC                             | 53-01-41-709-457.000-008 | 1447   | 1B              | N  | \$ 168,300             | \$ -                                | \$ 168,300        | \$ 1.5437                             | \$ 2.2845                | \$ 2,598.04        | \$ 3,951.44         | \$ 423.37  | \$ -   | \$ 930.03                               | \$ 1,353.40                                 | \$ -   | \$ -   | \$ 1,353.40                |
| CPW Properties LLC                             | 53-01-41-709-458.000-008 | 1447   | 1B              | N  | \$ 168,300             | \$ -                                | \$ 168,300        | \$ 1.5437                             | \$ 2.2845                | \$ 2,598.04        | \$ 3,951.44         | \$ 423.37  | \$ -   | \$ 930.03                               | \$ 1,353.40                                 | \$ -   | \$ -   | \$ 1,353.40                |
| CPW Properties LLC                             | 53-01-41-709-459.000-008 | 1447   | 1B              | N  | \$ 168,300             | \$ -                                | \$ 168,300        | \$ 1.5437                             | \$ 2.2845                | \$ 2,598.04        | \$ 3,951.44         | \$ 423.37  | \$ -   | \$ 930.03                               | \$ 1,353.40                                 | \$ -   | \$ -   | \$ 1,353.40                |
| CPW Properties LLC                             | 53-01-41-709-460.000-008 | 1447   | 1B              | N  | \$ 168,300             | \$ -                                | \$ 168,300        | \$ 1.5437                             | \$ 2.2845                | \$ 2,598.04        | \$ 3,951.44         | \$ 423.37  | \$ -   | \$ 930.03                               | \$ 1,353.40                                 | \$ -   | \$ -   | \$ 1,353.40                |
| CPW Properties LLC                             | 53-01-41-709-461.000-008 | 1447   | 1B              | N  | \$ 140,900             | \$ -                                | \$ 140,900        | \$ 1.5437                             | \$ 2.2845                | \$ 2,175.08        | \$ 3,308.13         | \$ 354.44  | \$ -   | \$ 778.61                               | \$ 1,133.05                                 | \$ -   | \$ -   | \$ 1,133.05                |
| CPW Properties LLC                             | 53-01-41-709-462.000-008 | 1447   | 1B              | N  | \$ 140,900             | \$ -                                | \$ 140,900        | \$ 1.5437                             | \$ 2.2845                | \$ 2,175.08        | \$ 3,308.13         | \$ 354.44  | \$ -   | \$ 778.61                               | \$ 1,133.05                                 | \$ -   | \$ -   | \$ 1,133.05                |
| CPW Properties LLC                             | 53-01-41-709-463.000-008 | 1447   | 1B              | N  | \$ 140,900             | \$ -                                | \$ 140,900        | \$ 1.5437                             | \$ 2.2845                | \$ 2,175.08        | \$ 3,308.13         | \$ 354.44  | \$ -   | \$ 778.61                               | \$ 1,133.05                                 | \$ -   | \$ -   | \$ 1,133.05                |
| CPW Properties LLC                             | 53-01-41-709-464.000-008 | 1447   | 1B              | N  | \$ 140,900             | \$ -                                | \$ 140,900        | \$ 1.5437                             | \$ 2.2845                | \$ 2,175.08        | \$ 3,308.13         | \$ 354.44  | \$ -   | \$ 778.61                               | \$ 1,133.05                                 | \$ -   | \$ -   | \$ 1,133.05                |
| CPW Properties LLC                             | 53-01-41-709-465.000-008 | 1447   | 1B              | N  | \$ 168,300             | \$ -                                | \$ 168,300        | \$ 1.5437                             | \$ 2.2845                | \$ 2,598.04        | \$ 3,951.44         | \$ 423.37  | \$ -   | \$ 930.03                               | \$ 1,353.40                                 | \$ -   | \$ -   | \$ 1,353.40                |
| CPW Properties LLC                             | 53-01-41-709-466.000-008 | 1447   | 1B              | N  | \$ 168,300             | \$ -                                | \$ 168,300        | \$ 1.5437                             | \$ 2.2845                | \$ 2,598.04        | \$ 3,951.44         | \$ 423.37  | \$ -   | \$ 930.03                               | \$ 1,353.40                                 | \$ -   | \$ -   | \$ 1,353.40                |
| CPW Properties LLC                             | 53-01-41-709-467.000-008 | 1447   | 1B              | N  | \$ 168,300             | \$ -                                | \$ 168,300        | \$ 1.5437                             | \$ 2.2845                | \$ 2,598.04        | \$ 3,951.44         | \$ 423.37  | \$ -   | \$ 930.03                               | \$ 1,353.40                                 | \$ -   | \$ -   | \$ 1,353.40                |
| Hoke, Charles R                                | 53-08-17-100-300.407-008 | 1599   | 1B              | N  | \$ 254,800             | \$ 118,430                          | \$ 136,370        | \$ 1.5437                             | \$ 2.2845                | \$ 2,030.48        | \$ 3,000.84         | \$ 321.51  | \$ -   | \$ 648.84                               | \$ 970.36                                   | \$ -   | \$ -   | \$ 970.36                  |
| Taylor, Jared Ross & Shanda                    | 53-08-17-100-300.408-008 | 1599   | 1B              | N  | \$ 342,900             | \$ 151,040                          | \$ 191,860        | \$ 1.5437                             | \$ 2.2845                | \$ 2,857.00        | \$ 4,020.46         | \$ 430.76  | \$ -   | \$ 732.70                               | \$ 1,163.46                                 | \$ -   | \$ -   | \$ 1,163.46                |
| Tran, Hoa V; Le Linh                           | 53-08-17-100-300.410-008 | 1599   | 1B              | N  | \$ 327,300             | \$ 146,805                          | \$ 180,495        | \$ 1.5437                             | \$ 2.2845                | \$ 2,687.50        | \$ 3,860.43         | \$ 413.61  | \$ -   | \$ 759.32                               | \$ 1,172.93                                 | \$ -   | \$ -   | \$ 1,172.93                |
| Johns, Maurice K & Shawnee R                   | 53-08-17-100-300.411-008 | 1599   | 1B              | N  | \$ 297,200             | \$ 136,270                          | \$ 160,930        | \$ 1.5437                             | \$ 2.2845                | \$ 2,396.20        | \$ 3,502.22         | \$ 375.24  | \$ -   | \$ 730.78                               | \$ 1,060.02                                 | \$ 69.36   | \$ 22.20   | \$ 1,014.46                |
| Chasteen, Steven C & Elizabeth L               | 53-08-17-100-300.412-008 | 1599   | 1B              | N  | \$ 276,500             | \$ 129,025                          | \$ 147,475        | \$ 1.5437                             | \$ 2.2845                | \$ 2,195.84        | \$ 3,255.86         | \$ 348.84  | \$ -   | \$ 711.18                               | \$ 1,060.02                                 | \$ 69.36   | \$ 22.20   | \$ 968.46                  |
| Rowe, Catherine C                              | 53-08-17-100-300.425-008 | 1599   | 1B              | N  | \$ 211,000             | \$ 106,100                          | \$ 104,900        | \$ 1.5437                             | \$ 2.2845                | \$ 1,561.92        | \$ 2,476.34         | \$ 265.32  | \$ -   | \$ 649.10                               | \$ 914.42                                   | \$ 69.36   | \$ 22.20   | \$ 822.86                  |
| Barela, Douglas J & Shawna Lee                 | 53-08-17-100-300.426-008 | 1599   | 1B              | N  | \$ 306,200             | \$ 139,420                          | \$ 166,780        | \$ 1.5437                             | \$ 2.2845                | \$ 2,483.28        | \$ 3,609.33         | \$ 386.72  | \$ -   | \$ 739.33                               | \$ 1,126.05                                 | \$ 69.36   | \$ 22.20   | \$ 1,034.49                |
| Howell, Nicholas Scott & Lindsey Joann         | 53-08-17-100-300.427-008 | 1599   | 1B              | N  | \$ 361,100             | \$ 158,635                          | \$ 202,465        | \$ 1.5437                             | \$ 2.2845                | \$ 3,014.64        | \$ 4,262.69         | \$ 456.72  | \$ -   | \$ 791.33                               | \$ 1,248.05                                 | \$ 69.36   | \$ 22.20   | \$ 1,156.49                |
| State of Indiana                               | 53-08-19-200-057.000-008 |        | 1B              | Y  | \$ -                   | \$ -                                | \$ -              | \$ 1.5437                             | \$ 2.2845                | \$ -               | \$ -                | \$ -   | \$ -   | \$ -                                    | \$ -  | \$ -   | \$ -   | \$ -                       |
| Reynolds, Joshua D & Laura L                   | 53-08-17-200-006.000-008 |        | 1B              | N  | \$ 280,600             | \$ 96,755                           | \$ 183,845        | \$ 1.5437                             | \$ 2.2845                | \$ 2,788.44        | \$ 4,549.01         | \$ 487.39  | \$ -   | \$ 1,273.18                             | \$ 1,760.57                                 | \$ -   | \$ -   | \$ 1,760.57                |
| Williams, W Brent & Lisa F                     | 53-08-19-200-056.000-008 |        | 1B              | N  | \$ 80,500              | \$ 57,425                           | \$ 23,075         | \$ 1.5437                             | \$ 2.2845                | \$ 343.58          | \$ 569.47           | \$ 61.01   | \$ -   | \$ 164.88                               | \$ 225.89                                   | \$ -   | \$ -   | \$ 225.89                  |
| State of Indiana                               | 53-08-19-200-036.000-008 |        | 1B              | N  | \$ -                   | \$ -                                | \$ -              | \$ 1.5437                             | \$ 2.2845                | \$ -               | \$ -                | \$ -   | \$ -   | \$ -                                    | \$ -  | \$ -   | \$ -   | \$ -                       |
| Slinkard, Brian L & Christina G                | 53-08-17-400-018.000-008 |        | 1B              | N  | \$ 105,300             | \$ -                                | \$ 105,300        | \$ 1.5437                             | \$ 2.2845                | \$ 1,625.52        | \$ 2,472.29         | \$ 264.89  | \$ -   | \$ 581.88                               | \$ 846.77                                   | \$ 69.36   | \$ 22.20   | \$ 755.21                  |
| Ivey, Kenneth S & Davis, Jodie M               | 53-08-17-104-003.000-008 | 2476   | 1B              | N  | \$ 178,200             | \$ 94,620                           | \$ 83,580         | \$ 1.5437                             | \$ 2.2845                | \$ 1,244.48        | \$ 2,062.68         | \$ 221.01  | \$ -   | \$ 597.19                               | \$ 818.20                                   | \$ 69.36   | \$ 14.76   | \$ 734.08                  |
| City of Bloomington, Indiana                   | 53-08-20-200-004.000-008 |        | 1B              | N  | \$ -                   | \$ -                                | \$ -              | \$ 1.5437                             | \$ 2.2845                | \$ -               | \$ -                | \$ -   | \$ -   | \$ -                                    | \$ -  | \$ -   | \$ -   | \$ -                       |
| City Of Bloomington Dept Of Parks & Rec        | 53-08-20-200-013.000-008 |        | 1B              | N  | \$ -                   | \$ -                                | \$ -              | \$ 1.5437                             | \$ 2.2845                | \$ -               | \$ -                | \$ -   | \$ -   | \$ -                                    | \$ -  | \$ -   | \$ -   | \$ -                       |
| Skender, Davorin K & Joelle C                  | 53-08-17-301-093.389-008 | 1599   | 1B              | N  | \$ 100                 | \$ 50                               | \$ 50             | \$ 1.5437                             | \$ 2.2845                | \$ 0.76            | \$ 1.28             | \$ 0.14  | \$ -   | \$ 0.38                                 | \$ 0.52                                     | \$ 69.36   | \$ 22.20   | \$ (91.04)                 |

# City of Bloomington

## Area #1B: South-West Annexation Area - Tax Impacts Analysis

Note (1): This section shows the inc/(dec) in tax bills due to differences between township fire protection rates and the Monroe Fire Protection District fire rate

| Owner Name  | Parcel #                 | Waiver | Annexation Area | AG | 2020 Pay 2021 Gross AV | 2020 Pay 2021 Deductions/Exemptions | 2020 Pay 2021 NAV | Pre-Annex 2020 Pay 2021 Prop Tax Rate | Post-Annex Prop Tax Rate | Pre-Annex Tax Bill | Post-Annex Tax Bill | Net Tax Bill Increase Due Solely to AV Growth (12% - Aggregate over 4 years) | Net Tax Bill Increase Due to Difference Between Fire Rates (1) | Net Tax Bill Increase Due to Annexation | Total Post-Annexation Net Tax Bill Increase | Benefit 1 Yearly Sewer Bill Savings (@ 4000 Gal/Month) | Benefit 2 Yearly Fire Protection (Water Surcharge) Savings | Post-Annex Tax Bill Inc/(Dec) Net of Benefits |
|---|--------------------------|--------|-----------------|----|------------------------|-------------------------------------|-------------------|---------------------------------------|--------------------------|--------------------|---------------------|--|--|---|---|--|--|---|
| Brown, Dan E & Laurie L                           | 53-08-17-301-093.390-008 | 1599   | 1B              | N  | \$ 252,600             | \$ 120,660                          | \$ 131,940        | \$ 1.5437                             | \$ 2.2845                | \$ 1,964.54        | \$ 2,971.43         | \$ 318.37  | \$ -   | \$ 688.52                               | \$ 1,006.89                                 | \$ 69.36   | \$ 22.20   | \$ 915.33                                     |
| Kang, Dae Yul                                     | 53-08-17-301-093.391-008 | 1599   | 1B              | N  | \$ 261,200             | \$ 120,670                          | \$ 140,530        | \$ 1.5437                             | \$ 2.2845                | \$ 2,092.44        | \$ 3,077.02         | \$ 329.69  | \$ -   | \$ 654.89                               | \$ 984.58                                   | \$ 69.36   | \$ 22.20   | \$ 893.02                                     |
| Slaughter, Owen & Courtney                        | 53-08-17-301-093.392-008 | 1599   | 1B              | N  | \$ 287,500             | \$ 132,700                          | \$ 154,800        | \$ 1.5437                             | \$ 2.2845                | \$ 2,304.92        | \$ 3,381.36         | \$ 362.29  | \$ -   | \$ 714.15                               | \$ 1,076.44                                 | \$ 69.36   | \$ 22.20   | \$ 984.88                                     |
| Wilder, Brennan H & Wilder, Ly K                  | 53-08-17-301-093.393-008 | 1599   | 1B              | N  | \$ 273,700             | \$ 128,045                          | \$ 145,655        | \$ 1.5437                             | \$ 2.2845                | \$ 2,168.76        | \$ 3,222.55         | \$ 345.28  | \$ -   | \$ 708.51                               | \$ 1,053.79                                 | \$ 69.36   | \$ 22.20   | \$ 962.23                                     |
| Cochran Trust                                     | 53-08-17-301-093.394-008 | 1599   | 1B              | N  | \$ 240,900             | \$ 116,565                          | \$ 124,335        | \$ 1.5437                             | \$ 2.2845                | \$ 1,851.30        | \$ 2,832.18         | \$ 303.44  | \$ -   | \$ 677.43                               | \$ 980.88                                   | \$ 69.36   | \$ 22.20   | \$ 889.32                                     |
| Sorvilla Investments, LLC                         | 53-08-17-301-093.395-008 | 1599   | 1B              | N  | \$ 264,700             | \$ 121,895                          | \$ 142,805        | \$ 1.5437                             | \$ 2.2845                | \$ 2,126.32        | \$ 3,118.67         | \$ 334.15  | \$ -   | \$ 658.20                               | \$ 992.35                                   | \$ 69.36   | \$ 22.20   | \$ 900.79                                     |
| Dixon, Amber                                      | 53-08-17-301-093.396-008 | 1599   | 1B              | N  | \$ 206,300             | \$ 104,455                          | \$ 101,845        | \$ 1.5437                             | \$ 2.2845                | \$ 1,516.44        | \$ 2,420.40         | \$ 259.32  | \$ -   | \$ 644.64                               | \$ 903.96                                   | \$ 69.36   | \$ 22.20   | \$ 812.40                                     |
| Broe, Kevin M & Andrea Lynn                       | 53-08-17-301-093.397-008 | 1599   | 1B              | N  | \$ 216,400             | \$ 132,950                          | \$ 83,450         | \$ 1.5437                             | \$ 2.2845                | \$ 1,242.54        | \$ 2,059.46         | \$ 220.66  | \$ -   | \$ 596.27                               | \$ 816.92                                   | \$ 69.36   | \$ 22.20   | \$ 725.36                                     |
| State of Indiana                                  | 53-08-19-200-037.000-008 |        | 1B              | N  | \$ -                   | \$ -                                | \$ -              | \$ 1.5437                             | \$ 2.2845                | \$ -               | \$ -                | \$ -   | \$ -   | \$ -                                    | \$ -  | \$ -   | \$ -   | \$ -  |
| Taylor, Lisa S                                    | 53-08-17-402-012.000-008 | 1221   | 1B              | N  | \$ 92,200              | \$ 64,520                           | \$ 27,680         | \$ 1.5437                             | \$ 2.2845                | \$ 412.16          | \$ 683.13           | \$ 73.20   | \$ -   | \$ 197.77                               | \$ 270.97                                   | \$ 69.36   | \$ 22.20   | \$ 179.41                                     |
| Wall, Roger Allen                                 | 53-08-17-102-055.000-008 |        | 1B              | N  | \$ 141,000             | \$ 78,250                           | \$ 62,750         | \$ 1.5437                             | \$ 2.2845                | \$ 934.88          | \$ 1,549.52         | \$ 166.02  | \$ -   | \$ 448.62                               | \$ 614.64                                   | \$ 69.36   | \$ 22.20   | \$ 523.08                                     |
| Baker, V Dion                                     | 53-08-17-407-005.000-008 | 1211   | 1B              | N  | \$ 121,300             | \$ 74,705                           | \$ 46,595         | \$ 1.5437                             | \$ 2.2845                | \$ 693.78          | \$ 1,149.90         | \$ 123.20  | \$ -   | \$ 332.93                               | \$ 456.12                                   | \$ 69.36   | \$ 14.76   | \$ 372.00                                     |
| Romashov, Dmitry & Bethany Braley                 | 53-08-17-301-036.000-008 | 1599   | 1B              | N  | \$ 184,600             | \$ 96,860                           | \$ 87,740         | \$ 1.5437                             | \$ 2.2845                | \$ 1,306.40        | \$ 2,162.16         | \$ 231.66  | \$ -   | \$ 624.09                               | \$ 856.76                                   | \$ 69.36   | \$ 22.20   | \$ 764.20                                     |
| Davidson, James D & Priscilla                     | 53-08-17-301-190.000-008 | 1599   | 1B              | N  | \$ 172,400             | \$ 92,485                           | \$ 79,915         | \$ 1.5437                             | \$ 2.2845                | \$ 1,189.92        | \$ 1,972.24         | \$ 211.31  | \$ -   | \$ 571.00                               | \$ 782.32                                   | \$ 69.36   | \$ 22.20   | \$ 690.76                                     |
| Naugle, Joshua J & Cassandra L                    | 53-08-17-301-097.000-008 | 1599   | 1B              | N  | \$ 207,300             | \$ 104,805                          | \$ 102,495        | \$ 1.5437                             | \$ 2.2845                | \$ 1,526.12        | \$ 2,432.30         | \$ 260.60  | \$ -   | \$ 645.58                               | \$ 906.18                                   | \$ 69.36   | \$ 22.20   | \$ 814.62                                     |
| Nunn, Russell L & Lori S                          | 53-08-17-301-084.000-008 | 1599   | 1B              | N  | \$ 243,800             | \$ 117,580                          | \$ 126,220        | \$ 1.5437                             | \$ 2.2845                | \$ 1,879.36        | \$ 2,866.69         | \$ 307.14  | \$ -   | \$ 680.19                               | \$ 987.33                                   | \$ 69.36   | \$ 22.20   | \$ 895.77                                     |
| Corbett, Benjamin A & Rumer, Kristin L            | 53-08-17-301-206.000-008 | 1599   | 1B              | N  | \$ 208,500             | \$ 102,225                          | \$ 106,275        | \$ 1.5437                             | \$ 2.2845                | \$ 1,582.40        | \$ 2,449.82         | \$ 262.48  | \$ -   | \$ 604.94                               | \$ 867.42                                   | \$ 69.36   | \$ 22.20   | \$ 775.86                                     |
| Miller, Ronnie W & Karen G                        | 53-08-17-301-110.000-008 | 1599   | 1B              | N  | \$ 238,300             | \$ 115,655                          | \$ 122,645        | \$ 1.5437                             | \$ 2.2845                | \$ 1,826.14        | \$ 2,801.23         | \$ 300.12  | \$ -   | \$ 674.97                               | \$ 975.09                                   | \$ 69.36   | \$ 22.20   | \$ 883.53                                     |
| Carroll, Tony E & Constance M Stewart             | 53-08-17-301-011.000-008 | 1599   | 1B              | N  | \$ 224,400             | \$ 110,790                          | \$ 113,610        | \$ 1.5437                             | \$ 2.2845                | \$ 1,691.60        | \$ 2,635.81         | \$ 282.40  | \$ -   | \$ 661.81                               | \$ 944.21                                   | \$ 69.36   | \$ 22.20   | \$ 852.65                                     |
| Morris, Maria K                                   | 53-08-17-301-033.000-008 | 1599   | 1B              | N  | \$ 222,100             | \$ 109,985                          | \$ 112,115        | \$ 1.5437                             | \$ 2.2845                | \$ 1,669.36        | \$ 2,608.45         | \$ 279.48  | \$ -   | \$ 659.61                               | \$ 939.09                                   | \$ 69.36   | \$ 22.20   | \$ 847.53                                     |
| Strasler, James Everett & April D                 | 53-08-17-301-093.398-008 | 1599   | 1B              | N  | \$ 242,000             | \$ 116,950                          | \$ 125,050        | \$ 1.5437                             | \$ 2.2845                | \$ 1,861.96        | \$ 2,845.27         | \$ 304.85  | \$ -   | \$ 678.46                               | \$ 983.31                                   | \$ 69.36   | \$ 22.20   | \$ 891.75                                     |
| Barry, Steven R & Teresa K                        | 53-08-17-301-093.399-008 | 1599   | 1B              | N  | \$ 213,700             | \$ 107,045                          | \$ 106,655        | \$ 1.5437                             | \$ 2.2845                | \$ 1,588.04        | \$ 2,508.48         | \$ 268.77  | \$ -   | \$ 651.67                               | \$ 920.44                                   | \$ 69.36   | \$ 22.20   | \$ 828.88                                     |
| Purtlebaugh, Tonya B & Donald S                   | 53-08-17-109-004.000-008 |        | 1B              | N  | \$ 160,400             | \$ 88,215                           | \$ 72,185         | \$ 1.5437                             | \$ 2.2845                | \$ 1,074.80        | \$ 1,781.45         | \$ 190.87  | \$ -   | \$ 515.79                               | \$ 706.65                                   | \$ 69.36   | \$ 14.76   | \$ 622.53                                     |
| Edge, Kenneth W & Madelyn R                       | 53-08-17-109-006.000-008 |        | 1B              | N  | \$ 165,700             | \$ 90,245                           | \$ 75,455         | \$ 1.5437                             | \$ 2.2845                | \$ 1,123.50        | \$ 1,862.17         | \$ 199.53  | \$ -   | \$ 539.14                               | \$ 738.67                                   | \$ 69.36   | \$ 14.76   | \$ 654.55                                     |
| Richardson, Brittany N & Ryan T Richardson        | 53-08-17-109-005.000-008 |        | 1B              | N  | \$ 166,300             | \$ 90,350                           | \$ 75,950         | \$ 1.5437                             | \$ 2.2845                | \$ 1,130.88        | \$ 1,874.38         | \$ 200.83  | \$ -   | \$ 542.67                               | \$ 743.50                                   | \$ 69.36   | \$ 14.76   | \$ 659.38                                     |
| Douglas, Andrew M L & Rachel A                    | 53-08-17-109-011.000-008 |        | 1B              | N  | \$ 214,500             | \$ 107,150                          | \$ 107,350        | \$ 1.5437                             | \$ 2.2845                | \$ 1,598.40        | \$ 2,512.58         | \$ 269.21  | \$ -   | \$ 644.98                               | \$ 914.18                                   | \$ 69.36   | \$ 22.20   | \$ 822.62                                     |
| Chaffin, Jennifer Lynn                            | 53-08-17-109-010.000-008 |        | 1B              | N  | \$ 130,900             | \$ 78,065                           | \$ 52,835         | \$ 1.5437                             | \$ 2.2845                | \$ 786.68          | \$ 1,303.91         | \$ 139.70  | \$ -   | \$ 377.53                               | \$ 517.23                                   | \$ 69.36   | \$ 22.20   | \$ 425.67                                     |
| Kelp, Nicholas P                                  | 53-08-17-109-012.000-008 |        | 1B              | N  | \$ 162,700             | \$ 89,195                           | \$ 73,505         | \$ 1.5437                             | \$ 2.2845                | \$ 1,094.46        | \$ 1,814.03         | \$ 194.37  | \$ -   | \$ 525.20                               | \$ 719.57                                   | \$ 69.36   | \$ 22.20   | \$ 628.01                                     |
| Smith, Elizabeth R & Pfoertner, Joshua D          | 53-08-17-109-008.000-008 |        | 1B              | N  | \$ 140,500             | \$ 81,425                           | \$ 59,075         | \$ 1.5437                             | \$ 2.2845                | \$ 231.52          | \$ 1,457.91         | \$ 156.20  | \$ -   | \$ 1,070.18                             | \$ 1,226.39                                 | \$ 69.36   | \$ 22.20   | \$ 1,134.83                                   |
| Fesler, Michael James & Diana Lynn                | 53-08-17-109-007.000-008 |        | 1B              | N  | \$ 142,600             | \$ 81,635                           | \$ 60,965         | \$ 1.5437                             | \$ 2.2845                | \$ 907.76          | \$ 1,504.56         | \$ 161.21  | \$ -   | \$ 435.60                               | \$ 596.80                                   | \$ 69.36   | \$ 37.08   | \$ 490.36                                     |
| McKenney, Sarah V                                 | 53-08-17-109-013.000-008 |        | 1B              | N  | \$ 138,100             | \$ 77,585                           | \$ 60,515         | \$ 1.5437                             | \$ 2.2845                | \$ 901.04          | \$ 1,493.46         | \$ 160.02  | \$ -   | \$ 432.41                               | \$ 592.42                                   | \$ 69.36   | \$ 14.76   | \$ 508.30                                     |
| Wills, Melanie J                                  | 53-08-17-109-009.000-008 |        | 1B              | N  | \$ 148,800             | \$ 84,330                           | \$ 64,470         | \$ 1.5437                             | \$ 2.2845                | \$ 959.92          | \$ 1,591.05         | \$ 170.46  | \$ -   | \$ 460.67                               | \$ 631.13                                   | \$ 69.36   | \$ 14.76   | \$ 547.01                                     |
| Doolen, William                                   | 53-08-17-109-002.000-008 |        | 1B              | N  | \$ 142,600             | \$ 82,160                           | \$ 60,440         | \$ 1.5437                             | \$ 2.2845                | \$ 899.92          | \$ 1,491.61         | \$ 159.82  | \$ -   | \$ 431.87                               | \$ 593.69                                   | \$ 69.36   | \$ 14.76   | \$ 507.57                                     |
| Rudicil, David D & Jennifer C Galey               | 53-08-17-109-001.000-008 |        | 1B              | N  | \$ 171,300             | \$ 92,205                           | \$ 79,095         | \$ 1.5437                             | \$ 2.2845                | \$ 1,177.70        | \$ 1,951.99         | \$ 209.13  | \$ -   | \$ 565.15                               | \$ 774.29                                   | \$ 69.36   | \$ 22.20   | \$ 682.73                                     |
| Burch, Benjamin N                                 | 53-08-17-109-003.000-008 | 1184   | 1B              | N  | \$ 160,900             | \$ 88,565                           | \$ 72,335         | \$ 1.5437                             | \$ 2.2845                | \$ 1,077.04        | \$ 1,785.16         | \$ 191.26  | \$ -   | \$ 516.86                               | \$ 708.12                                   | \$ -   | \$ -   | \$ 708.12                                     |
| Houston, Margaret J                               | 53-08-17-110-006.000-008 |        | 1B              | N  | \$ 126,100             | \$ 87,385                           | \$ 38,715         | \$ 1.5437                             | \$ 2.2845                | \$ 227.52          | \$ 232.07           | \$ -   | \$ -   | \$ 4.55                                 | \$ 4.55                                     | \$ 69.36   | \$ 14.76   | \$ (79.57)                                    |
| Craig, Kevin S. & Carolyn Jean                    | 53-08-17-102-064.000-008 |        | 1B              | N  | \$ 138,200             | \$ -                                | \$ 138,200        | \$ 1.5437                             | \$ 2.2845                | \$ 2,133.40        | \$ 3,244.74         | \$ 347.65  | \$ -   | \$ 763.69                               | \$ 1,111.34                                 | \$ 69.36   | \$ 22.20   | \$ 1,019.78                                   |
| Basman, Cem & Vicki                               | 53-08-17-102-021.000-008 | 1182   | 1B              | N  | \$ 158,100             | \$ -                                | \$ 158,100        | \$ 1.5437                             | \$ 2.2845                | \$ 2,440.60        | \$ 3,711.96         | \$ 397.71  | \$ -   | \$ 873.65                               | \$ 1,271.36                                 | \$ 69.36   | \$ 14.76   | \$ 1,187.24                                   |
| Nix, Robert Lee & Kristy Jean                     | 53-08-17-301-052.000-008 | 1599   | 1B              | N  | \$ 252,500             | \$ 120,730                          | \$ 132,070        | \$ 1.5437                             | \$ 2.2845                | \$ 1,966.48        | \$ 2,973.80         | \$ 318.61  | \$ -   | \$ 688.70                               | \$ 1,007.32                                 | \$ 69.36   | \$ 22.20   | \$ 915.76                                     |
| Wivell, Stephen & Janis                           | 53-08-17-301-010.000-008 | 1599   | 1B              | N  | \$ 244,300             | \$ 114,755                          | \$ 129,545        | \$ 1.5437                             | \$ 2.2845                | \$ 1,928.88        | \$ 2,875.87         | \$ 308.12  | \$ -   | \$ 638.87                               | \$ 946.99                                   | \$ 69.36   | \$ 22.20   | \$ 855.43                                     |
| Hawes, Randall L & Michelle L                     | 53-08-17-301-051.000-008 | 1599   | 1B              | N  | \$ 255,700             | \$ 121,745                          | \$ 133,955        | \$ 1.5437                             | \$ 2.2845                | \$ 1,994.54        | \$ 3,008.33         | \$ 322.33  | \$ -   | \$ 691.46                               | \$ 1,013.79                                 | \$ 69.36   | \$ 22.20   | \$ 922.23                                     |
| Ferruffino, Elizabeth & Bodamer, Stephanie L      | 53-08-17-301-224.000-008 | 1599   | 1B              | N  | \$ 226,900             | \$ 111,665                          | \$ 115,235        | \$ 1.5437                             | \$ 2.2845                | \$ 1,715.80        | \$ 2,665.56         | \$ 285.59  | \$ -   | \$ 664.17                               | \$ 949.76                                   | \$ 69.36   | \$ 22.20   | \$ 858.20                                     |
| Schaeuble, Adam & Marissa A                       | 53-08-17-301-050.000-008 | 1599   | 1B              | N  | \$ 253,100             | \$ 117,835                          | \$ 135,265        | \$ 1.5437                             | \$ 2.2845                | \$ 2,014.04        | \$ 2,980.62         | \$ 319.36  | \$ -   | \$ 647.22                               | \$ 966.58                                   | \$ 69.36   | \$ 22.20   | \$ 875.02                                     |
| Dewus, Michael A                                  | 53-01-41-709-624.000-008 | 1599   | 1B              | N  | \$ 180,300             | \$ 95,355                           | \$ 84,945         | \$ 1.5437                             | \$ 2.2845                | \$ 1,264.80        | \$ 2,096.35         | \$ 224.60  | \$ -   | \$ 606.95                               | \$ 831.55                                   | \$ 69.36   | \$ 22.20   | \$ 739.99                                     |
| Avirneni, Srikanth                                | 53-08-17-301-013.000-008 | 1599   | 1B              | N  | \$ 267,200             | \$ 125,595                          | \$ 141,605        | \$ 1.5437                             | \$ 2.2845                | \$ 2,108.44        | \$ 3,139.78         | \$ 336.41  | \$ -   | \$ 694.93                               | \$ 1,031.34                                 | \$ 69.36   | \$ 22.20   | \$ 939.78                                     |
| Macintosh, James Cameron III & Kirchoff, Alisha L | 53-08-17-301-019.000-008 | 1599   | 1B              | N  | \$ 207,000             | \$ 104,700                          | \$ 102,300        | \$ 1.5437                             | \$ 2.2845                | \$ 1,523.20        | \$ 2,428.74         | \$ 260.22  | \$ -   | \$ 645.31                               | \$ 905.54                                   | \$ 69.36   | \$ 22.20   | \$ 813.98                                     |
| Carrasquel, Juan Carlos                           | 53-08-17-301-016.000-008 | 1599   | 1B              | N  | \$ 224,300             | \$ -                                | \$ 224,300        | \$ 1.5437                             | \$ 2.2845                | \$ 3,462.52        | \$ 5,266.24         | \$ 564.24  | \$ -   | \$ 1,239.48                             | \$ 1,803.7                                  |  |  |   |

# City of Bloomington

## Area #1B: South-West Annexation Area - Tax Impacts Analysis

Note (1): This section shows the inc/(dec) in tax bills due to differences between township fire protection rates and the Monroe Fire Protection District fire rate

| Owner Name  | Parcel #                 | Waiver | Annexation Area | AG | 2020 Pay 2021 Gross AV | 2020 Pay 2021 Deductions/Exemptions | 2020 Pay 2021 NAV | Pre-Annex 2020 Pay 2021 Prop Tax Rate | Post-Annex Prop Tax Rate | Pre-Annex Tax Bill | Post-Annex Tax Bill | Net Tax Bill Increase Due Solely to AV Growth (12% - Aggregate over 4 years) | Net Tax Bill Increase Due to Difference Between Fire Rates (1) | Net Tax Bill Increase Due to Annexation | Total Post-Annexation Net Tax Bill Increase | Benefit 1 Yearly Sewer Bill Savings (@ 4000 Gal/Month) | Benefit 2 Yearly Fire Protection (Water Surcharge) Savings | Post-Annex Net of Benefits |
|---|--------------------------|--------|-----------------|----|------------------------|-------------------------------------|-------------------|---------------------------------------|--------------------------|--------------------|---------------------|--|--|---|---|--|--|----------------------------|
| Soto, Robert & Sharon C   | 53-08-17-301-063.000-008 | 1599   | 1B              | N  | \$ 233,600             | \$ 114,010                          | \$ 119,590        | \$ 1.5437                             | \$ 2.2845                | \$ 1,780.64        | \$ 2,745.31         | \$ 294.14  | \$ -   | \$ 670.53                               | \$ 964.67                                   | \$ 69.36   | \$ 22.20   | \$ 873.11                  |
| Falkenberg, Lois M  | 53-08-17-407-030.000-008 | 1205   | 1B              | N  | \$ 90,400              | \$ 60,190                           | \$ 30,210         | \$ 1.5437                             | \$ 2.2845                | \$ 450.92          | \$ 747.37           | \$ 80.07   | \$ -   | \$ 216.38                               | \$ 296.45                                   | \$ 69.36   | \$ 14.76   | \$ 212.33                  |
| Alley, Jeremy T   | 53-08-17-407-014.000-008 | 1205   | 1B              | N  | \$ 127,400             | \$ 76,840                           | \$ 50,560         | \$ 1.5437                             | \$ 2.2845                | \$ 752.80          | \$ 1,247.76         | \$ 133.68  | \$ -   | \$ 361.27                               | \$ 494.96                                   | \$ 69.36   | \$ 22.20   | \$ 403.40                  |
| Taboas, Anthony D   | 53-08-17-407-017.000-008 | 1222   | 1B              | N  | \$ 124,200             | \$ 75,720                           | \$ 48,480         | \$ 1.5437                             | \$ 2.2845                | \$ 721.84          | \$ 1,196.44         | \$ 128.20  | \$ -   | \$ 346.40                               | \$ 474.60                                   | \$ 69.36   | \$ 22.20   | \$ 383.04                  |
| Plummer, Kevin R & Elizabeth A                                  | 53-08-17-407-038.000-008 | 1223   | 1B              | N  | \$ 127,800             | \$ 76,945                           | \$ 50,855         | \$ 1.5437                             | \$ 2.2845                | \$ 757.20          | \$ 1,255.06         | \$ 134.48  | \$ -   | \$ 363.38                               | \$ 497.86                                   | \$ 69.36   | \$ 22.20   | \$ 406.30                  |
| Morrison, David & Dana  | 53-08-17-101-003.000-008 |        | 1B              | N  | \$ 329,800             | \$ 144,680                          | \$ 185,120        | \$ 1.5437                             | \$ 2.2845                | \$ 2,756.36        | \$ 3,893.42         | \$ 417.14  | \$ -   | \$ 719.91                               | \$ 1,137.06                                 | \$ 69.36   | \$ 14.76   | \$ 1,052.94                |
| Ellington, Jeffrey E & Hope Habbe                               | 53-08-20-100-011.000-008 |        | 1B              | N  | \$ 443,700             | \$ 125,850                          | \$ 317,850        | \$ 1.5437                             | \$ 2.2845                | \$ 4,824.46        | \$ 7,456.07         | \$ 798.87  | \$ -   | \$ 1,832.75                             | \$ 2,631.61                                 | \$ 69.36   | \$ 37.08   | \$ 2,525.17                |
| Baywood LLC   | 53-08-20-100-029.000-008 |        | 1B              | N  | \$ 116,100             | \$ -                                | \$ 116,100        | \$ 1.5437                             | \$ 2.2845                | \$ 1,792.24        | \$ 2,769.49         | \$ 296.73  | \$ -   | \$ 680.52                               | \$ 977.25                                   | \$ -   | \$ -   | \$ 977.25                  |
| Richardson, Ricky Warren & Margaret Ann                         | 53-01-43-735-000.000-008 |        | 1B              | N  | \$ 104,200             | \$ 68,720                           | \$ 35,480         | \$ 1.5437                             | \$ 2.2845                | \$ 528.28          | \$ 875.62           | \$ 93.82   | \$ -   | \$ 253.52                               | \$ 347.34                                   | \$ 69.36   | \$ 14.76   | \$ 263.22                  |
| Bolsteins, Davis & Alda Katrina                                 | 53-08-17-102-061.000-008 |        | 1B              | N  | \$ 168,600             | \$ 91,260                           | \$ 77,340         | \$ 1.5437                             | \$ 2.2845                | \$ 1,151.56        | \$ 1,908.69         | \$ 204.51  | \$ -   | \$ 552.62                               | \$ 757.13                                   | \$ 69.36   | \$ 14.76   | \$ 673.01                  |
| Norris, Richene R   | 53-08-17-102-007.000-008 |        | 1B              | N  | \$ 159,100             | \$ 87,410                           | \$ 71,690         | \$ 1.5437                             | \$ 2.2845                | \$ 1,067.44        | \$ 1,769.25         | \$ 189.57  | \$ -   | \$ 512.24                               | \$ 701.81                                   | \$ 69.36   | \$ 22.20   | \$ 610.25                  |
| Dew, Cheryl Lynn & Elkins, Susan Elaine W/LE Smallwood, Ruby    | 53-08-17-104-019.000-008 | 1310   | 1B              | N  | \$ 146,000             | \$ 94,350                           | \$ 51,650         | \$ 1.5437                             | \$ 2.2845                | \$ 361.88          | \$ 369.12           | \$ -   | \$ -   | \$ 7.24                                 | \$ 7.24                                     | \$ 69.36   | \$ 22.20   | \$ (84.32)                 |
| Betz, Robert Joseph II & Megan Elizabeth                        | 53-08-17-102-046.000-008 |        | 1B              | N  | \$ 131,400             | \$ 77,785                           | \$ 53,615         | \$ 1.5437                             | \$ 2.2845                | \$ 798.30          | \$ 1,323.17         | \$ 141.77  | \$ -   | \$ 383.09                               | \$ 524.87                                   | \$ 69.36   | \$ 22.20   | \$ 433.31                  |
| Loop, Joseph L & Rachel Mcnary                                  | 53-08-17-200-007.000-008 |        | 1B              | N  | \$ 201,200             | \$ 91,515                           | \$ 109,685        | \$ 1.5437                             | \$ 2.2845                | \$ 1,645.92        | \$ 2,681.81         | \$ 287.33  | \$ -   | \$ 748.55                               | \$ 1,035.89                                 | \$ -   | \$ -   | \$ 1,035.89                |
| Ayres, Justin J & Lauren E                                      | 53-08-17-104-002.000-008 |        | 1B              | N  | \$ 125,900             | \$ 76,315                           | \$ 49,585         | \$ 1.5437                             | \$ 2.2845                | \$ 738.30          | \$ 1,223.71         | \$ 131.11  | \$ -   | \$ 354.30                               | \$ 485.41                                   | \$ 69.36   | \$ 14.76   | \$ 401.29                  |
| Lovell, Ryan A  | 53-08-17-102-081.000-008 | 1837   | 1B              | N  | \$ 152,100             | \$ 84,645                           | \$ 67,455         | \$ 1.5437                             | \$ 2.2845                | \$ 1,004.38        | \$ 1,664.74         | \$ 178.37  | \$ -   | \$ 481.99                               | \$ 660.36                                   | \$ 69.36   | \$ 14.76   | \$ 576.24                  |
| JSR Asset Protection Trust; Robertson, Janet S w/le 1% interest | 53-08-20-400-102.000-008 | 2372   | 1B              | N  | \$ 372,300             | \$ 129,300                          | \$ 243,000        | \$ 1.5437                             | \$ 2.2845                | \$ 3,678.18        | \$ 5,750.87         | \$ 616.16  | \$ -   | \$ 1,456.52                             | \$ 2,072.69                                 | \$ -   | \$ -   | \$ 2,072.69                |
| Bloomington Board Of Park                                       | 53-08-20-400-103.000-008 |        | 1B              | N  | \$ -                   | \$ -                                | \$ -              | \$ 1.5437                             | \$ 2.2845                | \$ -               | \$ -                | \$ -   | \$ -   | \$ -                                    | \$ -  | \$ -   | \$ -   | \$ -                       |
| L & N Investment Corp.  | 53-08-16-200-052.000-008 |        | 1B              | N  | \$ 31,400              | \$ -                                | \$ 31,400         | \$ 1.5437                             | \$ 2.2845                | \$ 484.72          | \$ 803.41           | \$ 86.08   | \$ -   | \$ 232.61                               | \$ 318.69                                   | \$ -   | \$ -   | \$ 318.69                  |
| L & N Investment Corp.  | 53-08-16-200-063.000-008 |        | 1B              | N  | \$ 33,000              | \$ -                                | \$ 33,000         | \$ 1.5437                             | \$ 2.2845                | \$ 509.42          | \$ 844.35           | \$ 90.47   | \$ -   | \$ 244.46                               | \$ 334.93                                   | \$ -   | \$ -   | \$ 334.93                  |
| Onis, Jeffrey & Allison   | 53-08-17-100-300.428-008 | 1599   | 1B              | N  | \$ 288,800             | \$ 130,330                          | \$ 158,470        | \$ 1.5437                             | \$ 2.2845                | \$ 2,359.56        | \$ 3,405.47         | \$ 364.87  | \$ -   | \$ 681.05                               | \$ 1,045.91                                 | \$ 69.36   | \$ 22.20   | \$ 954.35                  |
| McGowan, Daniel & Cara  | 53-08-17-100-300.429-008 | 1599   | 1B              | N  | \$ 289,500             | \$ 130,575                          | \$ 158,925        | \$ 1.5437                             | \$ 2.2845                | \$ 2,366.34        | \$ 3,413.81         | \$ 365.77  | \$ -   | \$ 681.70                               | \$ 1,047.47                                 | \$ 69.36   | \$ 22.20   | \$ 955.91                  |
| Parungao, Dondon  | 53-08-17-100-300.430-008 | 1599   | 1B              | N  | \$ 293,200             | \$ 134,870                          | \$ 158,330        | \$ 1.5437                             | \$ 2.2845                | \$ 2,357.48        | \$ 3,454.62         | \$ 370.14  | \$ -   | \$ 726.99                               | \$ 1,097.14                                 | \$ 69.36   | \$ 22.20   | \$ 1,005.58                |
| Randle, David & Leila   | 53-08-17-100-300.431-008 | 1599   | 1B              | N  | \$ 264,400             | \$ 124,790                          | \$ 139,610        | \$ 1.5437                             | \$ 2.2845                | \$ 2,078.74        | \$ 3,111.85         | \$ 333.41  | \$ -   | \$ 699.70                               | \$ 1,033.11                                 | \$ 69.36   | \$ 22.20   | \$ 941.55                  |
| Seifert, John P & Anna R  | 53-08-17-100-300.432-008 | 1599   | 1B              | N  | \$ 239,800             | \$ 116,005                          | \$ 123,795        | \$ 1.5437                             | \$ 2.2845                | \$ 1,843.26        | \$ 2,813.67         | \$ 301.46  | \$ -   | \$ 668.95                               | \$ 970.41                                   | \$ 69.36   | \$ 22.20   | \$ 878.85                  |
| Pacheco, Mary I   | 53-08-17-100-300.433-008 | 1599   | 1B              | N  | \$ 325,200             | \$ 146,070                          | \$ 179,130        | \$ 1.5437                             | \$ 2.2845                | \$ 2,667.18        | \$ 3,835.45         | \$ 410.95  | \$ -   | \$ 757.32                               | \$ 1,168.27                                 | \$ 69.36   | \$ 22.20   | \$ 1,076.71                |
| Paine, Bryan  | 53-08-17-100-300.434-008 | 1599   | 1B              | N  | \$ 267,900             | \$ 126,015                          | \$ 141,885        | \$ 1.5437                             | \$ 2.2845                | \$ 2,112.62        | \$ 3,153.51         | \$ 337.87  | \$ -   | \$ 703.02                               | \$ 1,040.89                                 | \$ 69.36   | \$ 22.20   | \$ 949.33                  |
| Davis, Jeffrey R & Teresa R                                     | 53-08-17-100-300.435-008 | 1599   | 1B              | N  | \$ 247,100             | \$ 118,735                          | \$ 128,365        | \$ 1.5437                             | \$ 2.2845                | \$ 1,911.32        | \$ 2,905.97         | \$ 311.36  | \$ -   | \$ 683.30                               | \$ 994.65                                   | \$ 69.36   | \$ 22.20   | \$ 903.09                  |
| Martin, Samuel Bryan & Nancy Anne                               | 53-08-17-100-300.436-008 | 1599   | 1B              | N  | \$ 288,000             | \$ 158,010                          | \$ 129,990        | \$ 1.5437                             | \$ 2.2845                | \$ 1,935.52        | \$ 3,208.04         | \$ 343.72  | \$ -   | \$ 928.80                               | \$ 1,272.52                                 | \$ 69.36   | \$ 22.20   | \$ 1,180.96                |
| Petty, Gregory J & Palazzolo, Antoinette Rose                   | 53-08-17-100-300.437-008 | 1599   | 1B              | N  | \$ 291,600             | \$ 134,310                          | \$ 157,290        | \$ 1.5437                             | \$ 2.2845                | \$ 2,342.00        | \$ 3,435.57         | \$ 368.10  | \$ -   | \$ 725.47                               | \$ 1,093.57                                 | \$ 69.36   | \$ 22.20   | \$ 1,002.01                |
| Duvall, Billy L & Julie A                                       | 53-08-17-100-300.438-008 | 1599   | 1B              | N  | \$ 310,500             | \$ 140,925                          | \$ 169,575        | \$ 1.5437                             | \$ 2.2845                | \$ 2,524.92        | \$ 3,660.50         | \$ 392.20  | \$ -   | \$ 743.38                               | \$ 1,135.58                                 | \$ 69.36   | \$ 22.20   | \$ 1,044.02                |
| Johnson, David C & Kimberly L                                   | 53-08-17-100-300.439-008 | 1599   | 1B              | N  | \$ 330,900             | \$ 148,065                          | \$ 182,835        | \$ 1.5437                             | \$ 2.2845                | \$ 2,722.34        | \$ 3,903.27         | \$ 418.20  | \$ -   | \$ 762.73                               | \$ 1,180.93                                 | \$ -   | \$ -   | \$ 1,180.93                |
| Holmberg, Matthew L & Billedo, Lindsey Ann A                    | 53-08-17-100-300.440-008 | 1599   | 1B              | N  | \$ 296,800             | \$ 136,130                          | \$ 160,670        | \$ 1.5437                             | \$ 2.2845                | \$ 2,392.32        | \$ 3,497.44         | \$ 374.72  | \$ -   | \$ 730.41                               | \$ 1,105.12                                 | \$ -   | \$ -   | \$ 1,105.12                |
| Bareng, Edward JT   | 53-08-17-100-300.441-008 | 1599   | 1B              | N  | \$ 236,400             | \$ 114,815                          | \$ 121,585        | \$ 1.5437                             | \$ 2.2845                | \$ 1,810.36        | \$ 2,773.21         | \$ 297.13  | \$ -   | \$ 665.73                               | \$ 962.85                                   | \$ 69.36   | \$ 22.20   | \$ 871.29                  |
| Dermisek, Radovan   | 53-08-17-100-300.442-008 | 1599   | 1B              | N  | \$ 207,500             | \$ 104,875                          | \$ 102,625        | \$ 1.5437                             | \$ 2.2845                | \$ 1,528.04        | \$ 2,434.69         | \$ 260.86  | \$ -   | \$ 645.79                               | \$ 906.65                                   | \$ 69.36   | \$ 22.20   | \$ 815.09                  |
| Frey, Georgia C Living Trust; w/le Frey Georgia C               | 53-08-17-100-300.443-008 | 1599   | 1B              | N  | \$ 237,000             | \$ 115,200                          | \$ 121,800        | \$ 1.5437                             | \$ 2.2845                | \$ 1,813.56        | \$ 2,785.77         | \$ 298.48  | \$ -   | \$ 673.73                               | \$ 972.21                                   | \$ 69.36   | \$ 22.20   | \$ 880.65                  |
| Lovig, Daniel T & Lorraine T                                    | 53-08-17-102-009.000-008 |        | 1B              | N  | \$ 166,100             | \$ 90,385                           | \$ 75,715         | \$ 1.5437                             | \$ 2.2845                | \$ 1,127.36        | \$ 1,868.58         | \$ 200.21  | \$ -   | \$ 541.01                               | \$ 741.22                                   | \$ 69.36   | \$ 22.20   | \$ 649.66                  |
| Burns, Dana E   | 53-08-17-104-020.000-008 |        | 1B              | N  | \$ 153,300             | \$ 85,905                           | \$ 67,395         | \$ 1.5437                             | \$ 2.2845                | \$ 1,003.48        | \$ 1,663.23         | \$ 178.20  | \$ -   | \$ 481.56                               | \$ 659.75                                   | \$ 69.36   | \$ 22.20   | \$ 568.19                  |
| JTCT Investments LLC  | 53-08-17-100-024.000-008 |        | 1B              | N  | \$ 113,500             | \$ -                                | \$ 113,500        | \$ 1.5437                             | \$ 2.2845                | \$ 1,752.10        | \$ 2,664.82         | \$ 285.52  | \$ -   | \$ 627.20                               | \$ 912.72                                   | \$ 69.36   | \$ 22.20   | \$ 821.16                  |
| Willow Creek Home Owners Association Inc                        | 53-08-17-405-033.000-008 |        | 1B              | N  | \$ -                   | \$ -                                | \$ -              | \$ 1.5437                             | \$ 2.2845                | \$ -               | \$ -                | \$ -   | \$ -   | \$ -                                    | \$ -  | \$ -   | \$ -   | \$ -                       |
| Brownstein, Alex  | 53-08-17-407-043.000-008 |        | 1B              | N  | \$ 156,000             | \$ 86,850                           | \$ 69,150         | \$ 1.5437                             | \$ 2.2845                | \$ 1,029.62        | \$ 1,706.56         | \$ 182.85  | \$ -   | \$ 494.09                               | \$ 676.94                                   | \$ -   | \$ -   | \$ 676.94                  |
| Savich, Elizabeth D   | 53-08-17-407-016.000-008 | 2468   | 1B              | N  | \$ 184,300             | \$ 93,755                           | \$ 90,545         | \$ 1.5437                             | \$ 2.2845                | \$ 1,348.18        | \$ 2,161.81         | \$ 231.61  | \$ -   | \$ 582.01                               | \$ 813.63                                   | \$ -   | \$ -   | \$ 813.63                  |
| Ellis Investment Properties, LLC                                | 53-08-17-407-025.000-008 | 2444   | 1B              | N  | \$ 105,100             | \$ -                                | \$ 105,100        | \$ 1.5437                             | \$ 2.2845                | \$ 1,622.44        | \$ 2,468.65         | \$ 264.50  | \$ -   | \$ 581.71                               | \$ 846.21                                   | \$ 69.36   | \$ 14.76   | \$ 762.09                  |
| Farmers Properties LLC  | 53-08-20-200-014.000-008 |        | 1B              | N  | \$ 36,200              | \$ -                                | \$ 36,200         | \$ 1.5437                             | \$ 2.2845                | \$ 558.82          | \$ 926.22           | \$ 99.24   | \$ -   | \$ 268.17                               | \$ 367.40                                   | \$ -   | \$ -   | \$ 367.40                  |
| Hutton, Rebecca C; Hutton, James D                              | 53-08-17-108-007.000-008 |        | 1B              | N  | \$ 156,000             | \$ 86,850                           | \$ 69,150         | \$ 1.5437                             | \$ 2.2845                | \$ 1,029.62        | \$ 1,706.56         | \$ 182.85  | \$ -   | \$ 494.09                               | \$ 676.94                                   | \$ 69.36   | \$ 37.08   | \$ 570.50                  |
| Barbrick, Donna Marie Living Trust                              | 53-08-17-108-008.000-008 |        | 1B              | N  | \$ 153,400             | \$ 84,085                           | \$ 69,315         | \$ 1.5437                             | \$ 2.2845                | \$ 1,033.34        | \$ 1,712.72         | \$ 183.51  | \$ -   | \$ 495.87                               | \$ 679.38                                   | \$ 69.36   | \$ 37.08   | \$ 572.94                  |
| Holland, Peter James & Amber Lee                                | 53-08-17-108-009.000-008 |        | 1B              | N  | \$ 184,100             | \$ 96,685                           | \$ 87,415         | \$ 1.5437                             | \$ 2.2845                | \$ 1,301.58        | \$ 2,156.21         | \$ 231.03  | \$ -   | \$ 623.60                               | \$ 854.63                                   | \$ 69.36   | \$ 37.08   | \$ 748.19                  |

# City of Bloomington

## Area #1B: South-West Annexation Area - Tax Impacts Analysis

Note (1): This section shows the inc/(dec) in tax bills due to differences between township fire protection rates and the Monroe Fire Protection District fire rate

| Owner Name  | Parcel #                 | Waiver | Annexation Area | AG | 2020 Pay 2021 Gross AV | 2020 Pay 2021 Deductions /Exemptions | 2020 Pay 2021 NAV | Pre-Annex 2020 Pay 2021 Prop Tax Rate | Post-Annex Prop Tax Rate | Pre-Annex Tax Bill | Post-Annex Tax Bill | Net Tax Bill Increase Due Solely to AV Growth (12% - Aggregate over 4 years) | Net Tax Bill Increase Due to Difference Between Fire Rates (1) | Net Tax Bill Increase Due to Annexation | Total Post-Annexation Net Tax Bill Increase | Benefit 1 Yearly Sewer Bill Savings (@ 4000 Gal/Month) | Benefit 2 Yearly Fire Protection (Water Surcharge) Savings | Post-Annex Net of Benefits Tax Bill Inc/(Dec) |
|---|--------------------------|--------|-----------------|----|------------------------|--------------------------------------|-------------------|---------------------------------------|--------------------------|--------------------|---------------------|--|--|---|---|--|--|---|
| Whaley, Gary D. & Jan M. & Whaley, Jeffrey W.   | 53-08-17-108-010.000-008 |        | 1B              | N  | \$ 140,300             | \$ -                                 | \$ 140,300        | \$ 1.5437                             | \$ 2.2845                | \$ 2,165.80        | \$ 3,294.67         | \$ 353.00  | \$ -   | \$ 775.87                               | \$ 1,128.87                                 | \$ 69.36   | \$ 22.20   | \$ 1,037.31                                   |
| Gray, Austin Robert   | 53-08-17-108-005.000-008 |        | 1B              | N  | \$ 152,800             | \$ 85,730                            | \$ 67,070         | \$ 1.5437                             | \$ 2.2845                | \$ 998.64          | \$ 1,655.22         | \$ 177.34  | \$ -   | \$ 479.24                               | \$ 656.58                                   | \$ 69.36   | \$ 22.20   | \$ 565.02                                     |
| Montminy, Theresa D, James A & Chelsea F  | 53-08-17-108-006.000-008 |        | 1B              | N  | \$ 177,700             | \$ 94,445                            | \$ 83,255         | \$ 1.5437                             | \$ 2.2845                | \$ 1,239.64        | \$ 2,054.66         | \$ 220.15  | \$ -   | \$ 594.87                               | \$ 815.02                                   | \$ 69.36   | \$ 22.20   | \$ 723.46                                     |
| Turner, Sandra K  | 53-08-17-108-003.000-008 |        | 1B              | N  | \$ 133,900             | \$ 79,115                            | \$ 54,785         | \$ 1.5437                             | \$ 2.2845                | \$ 815.72          | \$ 1,352.03         | \$ 144.86  | \$ -   | \$ 391.46                               | \$ 536.31                                   | \$ 69.36   | \$ 22.20   | \$ 444.75                                     |
| Jenks, Lisa A   | 53-08-17-108-001.000-008 |        | 1B              | N  | \$ 158,400             | \$ -                                 | \$ 158,400        | \$ 1.5437                             | \$ 2.2845                | \$ 2,445.22        | \$ 3,719.00         | \$ 398.46  | \$ -   | \$ 875.32                               | \$ 1,273.78                                 | \$ 69.36   | \$ 22.20   | \$ 1,182.22                                   |
| Beyers, Gabriel L & Brandy M  | 53-08-17-108-002.000-008 |        | 1B              | N  | \$ 206,100             | \$ 98,785                            | \$ 107,315        | \$ 1.5437                             | \$ 2.2845                | \$ 1,605.00        | \$ 2,563.47         | \$ 274.66  | \$ -   | \$ 683.81                               | \$ 958.47                                   | \$ 69.36   | \$ 37.08   | \$ 852.03                                     |
| Asare, Isak Nti & Mariah Nti  | 53-08-17-108-004.000-008 |        | 1B              | N  | \$ 145,700             | \$ 83,245                            | \$ 62,455         | \$ 1.5437                             | \$ 2.2845                | \$ 929.92          | \$ 1,541.33         | \$ 165.15  | \$ -   | \$ 446.26                               | \$ 611.41                                   | \$ 69.36   | \$ 37.08   | \$ 504.97                                     |
| Lighthouse Christian Academy Inc  | 53-08-20-300-018.000-008 | 2038   | 1B              | N  | \$ 3,409,600           | \$ 3,409,600                         | \$ -              | \$ 1.5437                             | \$ 2.2845                | \$ -               | \$ -                | \$ -   | \$ -   | \$ -                                    | \$ -  | \$ -   | \$ -   | \$ -  |
| Wylie, Debra K  | 53-08-17-301-056.000-008 | 1599   | 1B              | N  | \$ 210,100             | \$ 105,785                           | \$ 104,315        | \$ 1.5437                             | \$ 2.2845                | \$ 1,553.20        | \$ 2,465.63         | \$ 264.18  | \$ -   | \$ 648.26                               | \$ 912.43                                   | \$ 69.36   | \$ 22.20   | \$ 820.87                                     |
| Helms, Barry L & Kelly J  | 53-08-17-301-058.000-008 | 1599   | 1B              | N  | \$ 247,500             | \$ 118,875                           | \$ 128,625        | \$ 1.5437                             | \$ 2.2845                | \$ 1,915.16        | \$ 2,910.73         | \$ 311.86  | \$ -   | \$ 683.71                               | \$ 995.57                                   | \$ 69.36   | \$ 22.20   | \$ 904.01                                     |
| Nicholson, Brian D & Kim K  | 53-08-17-301-027.000-008 | 1599   | 1B              | N  | \$ 179,500             | \$ 134,035                           | \$ 45,465         | \$ 1.5437                             | \$ 2.2845                | \$ 676.96          | \$ 1,122.03         | \$ 120.22  | \$ -   | \$ 324.85                               | \$ 445.07                                   | \$ 69.36   | \$ 22.20   | \$ 353.51                                     |
| Weller, Benjamin F & Holly L  | 53-08-17-301-165.000-008 | 1599   | 1B              | N  | \$ 230,300             | \$ 112,855                           | \$ 117,445        | \$ 1.5437                             | \$ 2.2845                | \$ 1,748.72        | \$ 2,706.02         | \$ 289.92  | \$ -   | \$ 667.38                               | \$ 957.30                                   | \$ 69.36   | \$ 22.20   | \$ 865.74                                     |
| Highlands Subdivision Homeowners Association Inc  | 53-08-17-301-161.000-008 | 1599   | 1B              | N  | \$ -                   | \$ -                                 | \$ -              | \$ 1.5437                             | \$ 2.2845                | \$ -               | \$ -                | \$ -   | \$ -   | \$ -                                    | \$ -  | \$ -   | \$ -   | \$ -  |
| Martin, Megan R & Brandon R   | 53-08-17-301-067.000-008 | 1599   | 1B              | N  | \$ 235,500             | \$ 114,675                           | \$ 120,825        | \$ 1.5437                             | \$ 2.2845                | \$ 1,799.04        | \$ 2,767.92         | \$ 296.56  | \$ -   | \$ 672.31                               | \$ 968.88                                   | \$ 69.36   | \$ 22.20   | \$ 877.32                                     |
| Carpenter, Jeffrey T & Tayra D  | 53-08-17-301-041.000-008 | 1599   | 1B              | N  | \$ 256,500             | \$ 143,985                           | \$ 112,515        | \$ 1.5437                             | \$ 2.2845                | \$ 1,675.30        | \$ 2,776.76         | \$ 297.51  | \$ -   | \$ 803.95                               | \$ 1,101.46                                 | \$ 69.36   | \$ 22.20   | \$ 1,009.90                                   |
| Hamilton, Wallace & Sandra J  | 53-08-17-301-042.000-008 | 1599   | 1B              | N  | \$ 207,300             | \$ 104,805                           | \$ 102,495        | \$ 1.5437                             | \$ 2.2845                | \$ 1,526.12        | \$ 2,432.30         | \$ 260.60  | \$ -   | \$ 645.58                               | \$ 906.18                                   | \$ 69.36   | \$ 22.20   | \$ 814.62                                     |
| Crum, Matthew R & Emily N   | 53-08-17-301-112.000-008 | 1599   | 1B              | N  | \$ 257,700             | \$ 122,445                           | \$ 135,255        | \$ 1.5437                             | \$ 2.2845                | \$ 2,013.88        | \$ 3,032.13         | \$ 324.88  | \$ -   | \$ 693.37                               | \$ 1,018.25                                 | \$ 69.36   | \$ 22.20   | \$ 926.69                                     |
| Yeager, Joshua D & Mako, Karen D  | 53-08-17-301-107.000-008 | 1599   | 1B              | N  | \$ 247,800             | \$ 118,980                           | \$ 128,820        | \$ 1.5437                             | \$ 2.2845                | \$ 1,918.08        | \$ 2,914.29         | \$ 312.24  | \$ -   | \$ 683.97                               | \$ 996.21                                   | \$ 69.36   | \$ 22.20   | \$ 904.65                                     |
| Rajalii, Mohammad & Jalane Deckard  | 53-08-17-301-167.000-008 | 1599   | 1B              | N  | \$ 257,800             | \$ 122,480                           | \$ 135,320        | \$ 1.5437                             | \$ 2.2845                | \$ 2,014.86        | \$ 3,033.30         | \$ 324.99  | \$ -   | \$ 693.45                               | \$ 1,018.44                                 | \$ 69.36   | \$ 22.20   | \$ 926.88                                     |
| Brauer, Sara M  | 53-08-17-301-121.000-008 | 1599   | 1B              | N  | \$ 231,400             | \$ 113,240                           | \$ 118,160        | \$ 1.5437                             | \$ 2.2845                | \$ 1,759.36        | \$ 2,719.12         | \$ 291.33  | \$ -   | \$ 668.43                               | \$ 959.76                                   | \$ 69.36   | \$ 22.20   | \$ 868.20                                     |
| Podicheti, Murali & Jagirdar, Roopa Kiran   | 53-08-17-301-114.000-008 | 1599   | 1B              | N  | \$ 196,400             | \$ 100,990                           | \$ 95,410         | \$ 1.5437                             | \$ 2.2845                | \$ 1,420.60        | \$ 2,302.58         | \$ 246.70  | \$ -   | \$ 635.28                               | \$ 881.98                                   | \$ 69.36   | \$ 22.20   | \$ 790.42                                     |
| Swan, David & Desiree   | 53-08-17-108-011.000-008 |        | 1B              | N  | \$ 147,100             | \$ 83,735                            | \$ 63,365         | \$ 1.5437                             | \$ 2.2845                | \$ 943.48          | \$ 1,563.80         | \$ 167.55  | \$ -   | \$ 452.76                               | \$ 620.32                                   | \$ 69.36   | \$ 22.20   | \$ 528.76                                     |
| Zonkel, Christine   | 53-08-17-108-012.000-008 |        | 1B              | N  | \$ 143,700             | \$ 82,545                            | \$ 61,155         | \$ 1.5437                             | \$ 2.2845                | \$ 910.56          | \$ 1,509.25         | \$ 161.71  | \$ -   | \$ 436.97                               | \$ 598.69                                   | \$ 69.36   | \$ 37.08   | \$ 492.25                                     |
| Thrush, Robert Scott  | 53-08-17-108-013.000-008 |        | 1B              | N  | \$ 166,100             | \$ 87,655                            | \$ 78,445         | \$ 1.5437                             | \$ 2.2845                | \$ 1,170.64        | \$ 1,940.30         | \$ 207.88  | \$ -   | \$ 561.77                               | \$ 769.66                                   | \$ 69.36   | \$ 37.08   | \$ 663.22                                     |
| Rucola Dev Corp   | 53-08-17-200-001.000-008 | 1253   | 1B              | N  | \$ -                   | \$ -                                 | \$ -              | \$ 1.5437                             | \$ 2.2845                | \$ -               | \$ -                | \$ -   | \$ -   | \$ -                                    | \$ -  | \$ -   | \$ -   | \$ -  |
| Owens, Brandon Kyle   | 53-08-17-107-008.000-008 |        | 1B              | N  | \$ 168,200             | \$ 91,120                            | \$ 77,080         | \$ 1.5437                             | \$ 2.2845                | \$ 1,147.68        | \$ 1,902.27         | \$ 203.82  | \$ -   | \$ 550.77                               | \$ 754.59                                   | \$ 69.36   | \$ 22.20   | \$ 663.03                                     |
| Forman, Maureen & Christopher Koester   | 53-08-17-107-012.000-008 |        | 1B              | N  | \$ 133,400             | \$ 78,765                            | \$ 54,635         | \$ 1.5437                             | \$ 2.2845                | \$ 813.48          | \$ 1,348.33         | \$ 144.46  | \$ -   | \$ 390.39                               | \$ 534.85                                   | \$ 69.36   | \$ 37.08   | \$ 428.41                                     |
| Zinser, Zachary Alan & Diana Jane Weinblatt   | 53-08-17-107-004.000-008 |        | 1B              | N  | \$ 162,000             | \$ 88,950                            | \$ 73,050         | \$ 1.5437                             | \$ 2.2845                | \$ 1,087.68        | \$ 1,802.80         | \$ 193.16  | \$ -   | \$ 521.96                               | \$ 715.12                                   | \$ 69.36   | \$ 22.20   | \$ 623.56                                     |
| Martindale, Matthew S & Elizabeth A Talbot, Michelle H; Talbot, Sue H & Talbot, Robert M Jr | 53-08-17-107-001.000-008 |        | 1B              | N  | \$ 178,500             | \$ 94,725                            | \$ 83,775         | \$ 1.5437                             | \$ 2.2845                | \$ 1,247.36        | \$ 2,067.48         | \$ 221.52  | \$ -   | \$ 598.60                               | \$ 820.12                                   | \$ 69.36   | \$ 37.08   | \$ 713.68                                     |
| Sayre, Katherine M  | 53-08-17-107-002.000-008 |        | 1B              | N  | \$ 139,000             | \$ -                                 | \$ 139,000        | \$ 1.5437                             | \$ 2.2845                | \$ 2,145.74        | \$ 3,263.52         | \$ 349.66  | \$ -   | \$ 768.12                               | \$ 1,117.78                                 | \$ 69.36   | \$ 37.08   | \$ 1,011.34                                   |
| Brown, Kristi L   | 53-08-17-301-168.000-008 | 1599   | 1B              | N  | \$ 240,400             | \$ 116,390                           | \$ 124,010        | \$ 1.5437                             | \$ 2.2845                | \$ 1,846.46        | \$ 2,826.23         | \$ 302.81  | \$ -   | \$ 676.96                               | \$ 979.77                                   | \$ 69.36   | \$ 22.20   | \$ 888.21                                     |
| Steele, Nelson E & Elizabeth A  | 53-08-17-301-163.000-008 | 1599   | 1B              | N  | \$ 194,700             | \$ 100,395                           | \$ 94,305         | \$ 1.5437                             | \$ 2.2845                | \$ 1,404.16        | \$ 2,282.36         | \$ 244.55  | \$ -   | \$ 633.66                               | \$ 878.20                                   | \$ 69.36   | \$ 22.20   | \$ 786.64                                     |
| Bragin, Nicholas A & Anna M   | 53-08-17-301-137.000-008 | 1599   | 1B              | N  | \$ 268,300             | \$ 125,980                           | \$ 142,320        | \$ 1.5437                             | \$ 2.2845                | \$ 2,119.08        | \$ 3,152.85         | \$ 337.80  | \$ -   | \$ 695.97                               | \$ 1,033.77                                 | \$ 69.36   | \$ 22.20   | \$ 942.21                                     |
| Kluesner, Linus W & Nancy M   | 53-08-17-301-177.000-008 | 1599   | 1B              | N  | \$ 211,200             | \$ 103,170                           | \$ 108,030        | \$ 1.5437                             | \$ 2.2845                | \$ 1,608.52        | \$ 2,481.97         | \$ 265.93  | \$ -   | \$ 607.51                               | \$ 873.45                                   | \$ 69.36   | \$ 22.20   | \$ 781.89                                     |
| Calloway, Jeffrey G & Amy E   | 53-08-17-301-171.000-008 | 1599   | 1B              | N  | \$ 256,200             | \$ 121,920                           | \$ 134,280        | \$ 1.5437                             | \$ 2.2845                | \$ 1,999.38        | \$ 3,014.28         | \$ 322.97  | \$ -   | \$ 691.93                               | \$ 1,014.90                                 | \$ 69.36   | \$ 22.20   | \$ 923.34                                     |
| Kaatz, Jean L   | 53-08-17-301-120.000-008 | 1599   | 1B              | N  | \$ 275,200             | \$ 125,570                           | \$ 149,630        | \$ 1.5437                             | \$ 2.2845                | \$ 2,227.94        | \$ 3,243.63         | \$ 347.54  | \$ -   | \$ 668.15                               | \$ 1,015.69                                 | \$ 69.36   | \$ 22.20   | \$ 924.13                                     |
| Kleinbauer, I Mark & Susan K  | 53-08-17-100-044.000-008 |        | 1B              | N  | \$ 126,900             | \$ 73,490                            | \$ 53,410         | \$ 1.5437                             | \$ 2.2845                | \$ 795.52          | \$ 1,318.56         | \$ 141.27  | \$ -   | \$ 381.77                               | \$ 523.04                                   | \$ 69.36   | \$ 22.20   | \$ 431.48                                     |
| Hays, David K w/k/e Tony Deloyed Hays   | 53-08-17-400-024.000-008 |        | 1B              | N  | \$ 165,900             | \$ 87,315                            | \$ 78,585         | \$ 1.5437                             | \$ 2.2845                | \$ 1,170.10        | \$ 1,939.39         | \$ 207.79  | \$ -   | \$ 561.50                               | \$ 769.29                                   | \$ 69.36   | \$ 14.76   | \$ 685.17                                     |
| Wulf, Anne W  | 53-08-17-103-004.000-008 |        | 1B              | N  | \$ 171,000             | \$ 89,100                            | \$ 81,900         | \$ 1.5437                             | \$ 2.2845                | \$ 1,219.46        | \$ 2,003.53         | \$ 214.66  | \$ -   | \$ 569.41                               | \$ 784.07                                   | \$ 69.36   | \$ 22.20   | \$ 692.51                                     |
| Ellington, Jeffrey E & Hope Habbe   | 53-08-20-100-013.000-008 |        | 1B              | N  | \$ 4,600               | \$ -                                 | \$ 4,600          | \$ 1.5437                             | \$ 2.2845                | \$ 71.00           | \$ 117.70           | \$ 12.61   | \$ -   | \$ 34.09                                | \$ 46.70                                    | \$ -   | \$ -   | \$ 46.70                                      |
| E R W Corp  | 53-08-20-100-030.000-008 | 2266   | 1B              | N  | \$ -                   | \$ -                                 | \$ -              | \$ 1.5437                             | \$ 2.2845                | \$ -               | \$ -                | \$ -   | \$ -   | \$ -                                    | \$ -  | \$ -   | \$ -   | \$ -  |
| Gall, Mark A  | 53-08-20-102-003.000-008 | 1157   | 1B              | N  | \$ 209,800             | \$ 102,680                           | \$ 107,120        | \$ 1.5437                             | \$ 2.2845                | \$ 1,594.98        | \$ 2,465.29         | \$ 264.13  | \$ -   | \$ 606.18                               | \$ 870.31                                   | \$ 69.36   | \$ 22.20   | \$ 778.75                                     |
| Ranz, Jaclyn  | 53-08-20-102-015.000-008 | 1157   | 1B              | N  | \$ 183,100             | \$ 95,985                            | \$ 87,115         | \$ 1.5437                             | \$ 2.2845                | \$ 1,297.12        | \$ 2,133.48         | \$ 228.59  | \$ -   | \$ 607.77                               | \$ 836.36                                   | \$ 69.36   | \$ 37.08   | \$ 729.92                                     |
| George, Edward J. & Mary Ellen  | 53-08-20-102-012.000-008 | 1157   | 1B              | N  | \$ 199,900             | \$ 99,215                            | \$ 100,685        | \$ 1.5437                             | \$ 2.2845                | \$ 1,499.16        | \$ 2,347.47         | \$ 251.51  | \$ -   | \$ 596.80                               | \$ 848.31                                   | \$ 69.36   | \$ 37.08   | \$ 741.87                                     |
| Owicki, Eleanor A   | 53-08-20-102-006.000-008 | 1157   | 1B              | N  | \$ 198,000             | \$ 101,550                           | \$ 96,450         | \$ 1.5437                             | \$ 2.2845                | \$ 1,436.12        | \$ 2,321.63         | \$ 248.75  | \$ -   | \$ 636.76                               | \$ 885.51                                   | \$ 69.36   | \$ 37.08   | \$ 779.07                                     |
| Towles, Susan M & Towle, Cheryl D   | 53-08-20-102-005.000-008 | 1157   | 1B              | N  | \$ 192,200             | \$ 99,520                            | \$ 92,680         | \$ 1.5437                             | \$ 2.2845                | \$ 1,379.96        | \$ 2,252.61         | \$ 241.36  | \$ -   | \$ 631.29                               | \$ 872.65                                   | \$ 69.36   | \$ 14.76   | \$ 788.53                                     |

# City of Bloomington

## Area #1B: South-West Annexation Area - Tax Impacts Analysis



Note (1): This section shows the inc/(dec) in tax bills due to differences between township fire protection rates and the Monroe Fire Protection District fire rate

| Owner Name                                 | Parcel #                 | Waiver | Annexation Area | AG | 2020 Pay 2021 Gross AV | 2020 Pay 2021 Deductions/Exemptions | 2020 Pay 2021 NAV | Pre-Annex 2020 Pay 2021 Prop Tax Rate | Post-Annex Prop Tax Rate | Pre-Annex Tax Bill | Post-Annex Tax Bill | Net Tax Bill Increase Due Solely to AV Growth (12% - Aggregate over 4 years) | Net Tax Bill Increase Due to Difference Between Fire Rates (1) | Net Tax Bill Increase Due to Annexation | Total Post-Annexation Net Tax Bill Increase | Benefit 1 Yearly Sewer Bill Savings (@ 4000 Gal/Month) | Benefit 2 Yearly Fire Protection (Water Surcharge) Savings | Post-Annex Net of Benefits |
|--|--------------------------|--------|-----------------|----|------------------------|-------------------------------------|-------------------|---------------------------------------|--------------------------|--------------------|---------------------|--|--|---|---|--|--|----------------------------|
| Belcher, Thomas J & Sherrill A             | 53-08-20-102-007.000-008 | 1157   | 1B              | N  | \$ 170,800             | \$ -                                | \$ 170,800        | \$ 1.5437                             | \$ 2.2845                | \$ 2,636.64        | \$ 4,010.14         | \$ 429.66  | \$ -   | \$ 943.84                               | \$ 1,373.50                                 | \$ 69.36   | \$ 14.76   | \$ 1,289.38                |
| Fullerton LLC                              | 53-08-19-200-049.000-008 |        | 1B              | N  | \$ 13,300              | \$ -                                | \$ 13,300         | \$ 1.5437                             | \$ 2.2845                | \$ 205.32          | \$ 340.30           | \$ 36.46   | \$ -   | \$ 98.52                                | \$ 134.98                                   | \$ -   | \$ -   | \$ 134.98                  |
| Rudicil, Karen K                           | 53-08-17-102-070.000-008 |        | 1B              | N  | \$ 171,800             | \$ 89,170                           | \$ 82,630         | \$ 1.5437                             | \$ 2.2845                | \$ 1,230.66        | \$ 2,021.27         | \$ 216.57  | \$ -   | \$ 574.04                               | \$ 790.61                                   | \$ 69.36   | \$ 14.76   | \$ 706.49                  |
| Eck, Jon C & Starr L                       | 53-08-17-100-002.000-008 | 1313   | 1B              | N  | \$ 169,200             | \$ 88,470                           | \$ 80,730         | \$ 1.5437                             | \$ 2.2845                | \$ 1,202.04        | \$ 1,982.12         | \$ 212.38  | \$ -   | \$ 567.70                               | \$ 780.08                                   | \$ 69.36   | \$ 14.76   | \$ 695.96                  |
| McConahay, Mark & Kathleen                 | 53-08-17-110-005.000-008 | 2356   | 1B              | N  | \$ 149,200             | \$ 81,470                           | \$ 67,730         | \$ 1.5437                             | \$ 2.2845                | \$ 1,008.48        | \$ 1,671.53         | \$ 179.10  | \$ -   | \$ 483.95                               | \$ 663.05                                   | \$ 69.36   | \$ 14.76   | \$ 578.93                  |
| Quimby, Joshua C & Claire E                | 53-08-20-102-004.000-008 | 1157   | 1B              | N  | \$ 235,300             | \$ 114,605                          | \$ 120,695        | \$ 1.5437                             | \$ 2.2845                | \$ 1,797.10        | \$ 2,765.53         | \$ 296.30  | \$ -   | \$ 672.13                               | \$ 968.43                                   | \$ 69.36   | \$ 22.20   | \$ 876.87                  |
| Qualls, George A & Barbara S               | 53-08-20-102-009.000-008 | 1157   | 1B              | N  | \$ 182,500             | \$ 96,125                           | \$ 86,375         | \$ 1.5437                             | \$ 2.2845                | \$ 1,286.08        | \$ 2,131.65         | \$ 228.39  | \$ -   | \$ 617.18                               | \$ 845.57                                   | \$ 69.36   | \$ 22.20   | \$ 754.01                  |
| Hacker, Joseph II                          | 53-01-40-892-000.000-008 |        | 1B              | N  | \$ 104,400             | \$ 65,615                           | \$ 38,785         | \$ 1.5437                             | \$ 2.2845                | \$ 577.76          | \$ 957.62           | \$ 102.60  | \$ -   | \$ 277.26                               | \$ 379.86                                   | \$ 69.36   | \$ 14.76   | \$ 295.74                  |
| RSSJ Rentals LLC                           | 53-08-19-200-028.000-008 |        | 1B              | N  | \$ 144,200             | \$ -                                | \$ 144,200        | \$ 1.5437                             | \$ 2.2845                | \$ 2,226.00        | \$ 3,387.51         | \$ 362.95  | \$ -   | \$ 798.56                               | \$ 1,161.51                                 | \$ -   | \$ -   | \$ 1,161.51                |
| Burcham, Douglas Joe & Rita Kay            | 53-08-17-401-015.000-008 | 1358   | 1B              | N  | \$ 120,300             | \$ 71,355                           | \$ 48,945         | \$ 1.5437                             | \$ 2.2845                | \$ 728.76          | \$ 1,207.91         | \$ 129.41  | \$ -   | \$ 349.74                               | \$ 479.15                                   | \$ 69.36   | \$ 14.76   | \$ 395.03                  |
| Duncan, Inez M Revocable Living Trust      | 53-08-17-401-009.000-008 |        | 1B              | N  | \$ 30,100              | \$ -                                | \$ 30,100         | \$ 1.5437                             | \$ 2.2845                | \$ 464.64          | \$ 770.15           | \$ 82.52   | \$ -   | \$ 222.99                               | \$ 305.51                                   | \$ -   | \$ -   | \$ 305.51                  |
| Country Club Terrace Land LLC              | 53-08-17-401-011.000-008 |        | 1B              | N  | \$ 849,600             | \$ -                                | \$ 849,600        | \$ 1.5437                             | \$ 2.2845                | \$ 13,115.28       | \$ 19,947.38        | \$ 2,137.22  | \$ -   | \$ 4,694.88                             | \$ 6,832.10                                 | \$ -   | \$ -   | \$ 6,832.10                |
| Duncan, Brandon                            | 53-08-17-401-014.000-008 |        | 1B              | N  | \$ 171,700             | \$ 87,105                           | \$ 84,595         | \$ 1.5437                             | \$ 2.2845                | \$ 1,263.10        | \$ 2,093.52         | \$ 224.30  | \$ -   | \$ 606.13                               | \$ 830.42                                   | \$ 69.36   | \$ 22.20   | \$ 738.86                  |
| Johnson, Dennis L & Linda J.               | 53-08-17-407-041.000-008 |        | 1B              | N  | \$ 104,700             | \$ 65,685                           | \$ 39,015         | \$ 1.5437                             | \$ 2.2845                | \$ 581.24          | \$ 963.40           | \$ 103.23  | \$ -   | \$ 278.93                               | \$ 382.16                                   | \$ 69.36   | \$ 22.20   | \$ 290.60                  |
| Shields, Anthony J                         | 53-08-19-200-029.000-008 |        | 1B              | N  | \$ 127,900             | \$ 77,015                           | \$ 50,885         | \$ 1.5437                             | \$ 2.2845                | \$ 757.66          | \$ 1,255.79         | \$ 134.55  | \$ -   | \$ 363.59                               | \$ 498.13                                   | \$ -   | \$ -   | \$ 498.13                  |
| Burke, Alexander L & Sarah B Davis         | 53-08-17-102-003.000-008 |        | 1B              | N  | \$ 140,400             | \$ 81,390                           | \$ 59,010         | \$ 1.5437                             | \$ 2.2845                | \$ 878.64          | \$ 1,456.31         | \$ 156.03  | \$ -   | \$ 421.64                               | \$ 577.67                                   | \$ 69.36   | \$ 14.76   | \$ 493.55                  |
| Boling, Todd & Beth                        | 53-01-40-111-000.000-008 | 2169   | 1B              | Y  | \$ 41,900              | \$ -                                | \$ 41,900         | \$ 1.5437                             | \$ 2.2845                | \$ 646.80          | \$ 646.80           | \$ 425.27  | \$ -   | \$ -                                    | \$ 425.27                                   | \$ -   | \$ -   | \$ 425.27                  |
| Moore, Brian E & Carla S                   | 53-08-18-400-001.000-008 | 2169   | 1B              | N  | \$ 2,619,400           | \$ 649,750                          | \$ 1,969,650      | \$ 1.5437                             | \$ 2.2845                | \$ 29,548.70       | \$ 36,699.06        | \$ 3,932.04  | \$ -   | \$ 3,218.31                             | \$ 7,150.36                                 | \$ -   | \$ -   | \$ 7,150.36                |
| City of Bloomington, Indiana               | 53-01-40-111-003.000-008 |        | 1B              | N  | \$ -                   | \$ -                                | \$ -              | \$ 1.5437                             | \$ 2.2845                | \$ -               | \$ -                | \$ -   | \$ -   | \$ -                                    | \$ -  | \$ -   | \$ -   | \$ -                       |
| City of Bloomington, Indiana               | 53-08-18-400-002.000-008 |        | 1B              | N  | \$ -                   | \$ -                                | \$ -              | \$ 1.5437                             | \$ 2.2845                | \$ -               | \$ -                | \$ -   | \$ -   | \$ -                                    | \$ -  | \$ -   | \$ -   | \$ -                       |
| McGuire, Ashley E                          | 53-08-17-204-008.000-008 |        | 1B              | N  | \$ 173,900             | \$ 93,115                           | \$ 80,785         | \$ 1.5437                             | \$ 2.2845                | \$ 1,202.86        | \$ 1,993.69         | \$ 213.61  | \$ -   | \$ 577.23                               | \$ 790.83                                   | \$ 69.36   | \$ 14.76   | \$ 706.71                  |
| McGuire, Judith A                          | 53-08-17-102-052.000-008 |        | 1B              | N  | \$ 137,600             | \$ -                                | \$ 137,600        | \$ 1.5437                             | \$ 2.2845                | \$ 2,124.12        | \$ 3,230.65         | \$ 346.14  | \$ -   | \$ 760.39                               | \$ 1,106.53                                 | \$ 69.36   | \$ 22.20   | \$ 1,014.97                |
| Seyler, Michael C & Cox, Mark              | 53-08-17-107-010.000-008 |        | 1B              | N  | \$ 165,200             | \$ 90,070                           | \$ 75,130         | \$ 1.5437                             | \$ 2.2845                | \$ 1,118.66        | \$ 1,854.15         | \$ 198.67  | \$ -   | \$ 536.82                               | \$ 735.49                                   | \$ 69.36   | \$ 37.08   | \$ 629.05                  |
| Bracken, James J & Daryl L                 | 53-08-17-107-005.000-008 |        | 1B              | N  | \$ 169,800             | \$ 91,680                           | \$ 78,120         | \$ 1.5437                             | \$ 2.2845                | \$ 1,163.18        | \$ 1,927.92         | \$ 206.55  | \$ -   | \$ 558.18                               | \$ 764.74                                   | \$ 69.36   | \$ 37.08   | \$ 658.30                  |
| Kessler, Mary Lou                          | 53-08-17-107-006.000-008 |        | 1B              | N  | \$ 163,200             | \$ 89,370                           | \$ 73,830         | \$ 1.5437                             | \$ 2.2845                | \$ 1,099.30        | \$ 1,822.07         | \$ 195.23  | \$ -   | \$ 527.54                               | \$ 722.77                                   | \$ 69.36   | \$ 37.08   | \$ 616.33                  |
| Roney, Timothy L & Jodi M                  | 53-08-17-107-009.000-008 |        | 1B              | N  | \$ 176,100             | \$ 93,885                           | \$ 82,215         | \$ 1.5437                             | \$ 2.2845                | \$ 1,224.16        | \$ 2,029.00         | \$ 217.40  | \$ -   | \$ 587.44                               | \$ 804.84                                   | \$ 69.36   | \$ 37.08   | \$ 698.40                  |
| Harms, Matthew G                           | 53-08-17-107-011.000-008 |        | 1B              | N  | \$ 161,200             | \$ 88,670                           | \$ 72,530         | \$ 1.5437                             | \$ 2.2845                | \$ 1,079.96        | \$ 1,789.98         | \$ 191.79  | \$ -   | \$ 518.23                               | \$ 710.02                                   | \$ 69.36   | \$ 22.20   | \$ 618.46                  |
| Hofferth, John W & Lesa G                  | 53-01-41-741-039.000-008 | 1730   | 1B              | N  | \$ 117,400             | \$ 73,340                           | \$ 44,060         | \$ 1.5437                             | \$ 2.2845                | \$ 656.04          | \$ 1,087.35         | \$ 116.50  | \$ -   | \$ 314.81                               | \$ 431.31                                   | \$ 69.36   | \$ 22.20   | \$ 339.75                  |
| Davidson, Kathy J                          | 53-01-41-741-040.000-008 | 1730   | 1B              | N  | \$ 125,500             | \$ 76,175                           | \$ 49,325         | \$ 1.5437                             | \$ 2.2845                | \$ 734.44          | \$ 1,217.29         | \$ 130.42  | \$ -   | \$ 352.43                               | \$ 482.85                                   | \$ 69.36   | \$ 37.08   | \$ 376.41                  |
| Bomba, Elizabeth                           | 53-01-41-741-041.000-008 | 1730   | 1B              | N  | \$ 125,500             | \$ -                                | \$ 125,500        | \$ 1.5437                             | \$ 2.2845                | \$ 1,937.34        | \$ 2,946.56         | \$ 315.70  | \$ -   | \$ 693.52                               | \$ 1,009.22                                 | \$ 69.36   | \$ 37.08   | \$ 902.78                  |
| Benckart, Kelsy L                          | 53-01-41-741-042.000-008 | 1730   | 1B              | N  | \$ 125,500             | \$ 73,175                           | \$ 52,325         | \$ 1.5437                             | \$ 2.2845                | \$ 779.10          | \$ 1,291.33         | \$ 138.36  | \$ -   | \$ 373.88                               | \$ 512.23                                   | \$ 69.36   | \$ 22.20   | \$ 420.67                  |
| Rubeck, Ronald R & M Kathleen              | 53-01-41-741-043.000-008 | 1730   | 1B              | N  | \$ 127,400             | \$ -                                | \$ 127,400        | \$ 1.5437                             | \$ 2.2845                | \$ 1,966.68        | \$ 2,991.17         | \$ 320.48  | \$ -   | \$ 704.01                               | \$ 1,024.49                                 | \$ 69.36   | \$ 22.20   | \$ 932.93                  |
| Rubeck, Brent Ryan                         | 53-01-41-741-044.000-008 | 1730   | 1B              | N  | \$ 127,400             | \$ -                                | \$ 127,400        | \$ 1.5437                             | \$ 2.2845                | \$ 1,966.68        | \$ 2,991.17         | \$ 320.48  | \$ -   | \$ 704.01                               | \$ 1,024.49                                 | \$ 69.36   | \$ 37.08   | \$ 918.05                  |
| Edwards, Tina N                            | 53-01-41-741-045.000-008 | 1730   | 1B              | N  | \$ 127,400             | \$ 76,840                           | \$ 50,560         | \$ 1.5437                             | \$ 2.2845                | \$ 752.80          | \$ 1,247.76         | \$ 133.68  | \$ -   | \$ 361.27                               | \$ 494.96                                   | \$ 69.36   | \$ 37.08   | \$ 388.52                  |
| Taylor, Jill L                             | 53-01-41-741-046.000-008 | 1730   | 1B              | N  | \$ 146,500             | \$ 83,525                           | \$ 62,975         | \$ 1.5437                             | \$ 2.2845                | \$ 937.68          | \$ 1,554.16         | \$ 166.52  | \$ -   | \$ 449.97                               | \$ 616.48                                   | \$ 69.36   | \$ 37.08   | \$ 510.04                  |
| Roehling, Steven R                         | 53-01-41-741-047.000-008 | 1730   | 1B              | N  | \$ 130,500             | \$ 77,925                           | \$ 52,575         | \$ 1.5437                             | \$ 2.2845                | \$ 782.82          | \$ 1,297.50         | \$ 139.02  | \$ -   | \$ 375.66                               | \$ 514.68                                   | \$ 69.36   | \$ 22.20   | \$ 423.12                  |
| Harris, John H                             | 53-01-41-741-048.000-008 | 1730   | 1B              | N  | \$ 117,500             | \$ 70,375                           | \$ 47,125         | \$ 1.5437                             | \$ 2.2845                | \$ 701.68          | \$ 1,162.99         | \$ 124.61  | \$ -   | \$ 336.71                               | \$ 461.31                                   | \$ 69.36   | \$ 22.20   | \$ 369.75                  |
| Agh, Ryan E & Agh, Julius C & Terri S      | 53-01-41-741-049.000-008 | 1730   | 1B              | N  | \$ 123,200             | \$ 75,370                           | \$ 47,830         | \$ 1.5437                             | \$ 2.2845                | \$ 712.16          | \$ 1,180.41         | \$ 126.48  | \$ -   | \$ 341.77                               | \$ 468.25                                   | \$ 69.36   | \$ 22.20   | \$ 376.69                  |
| Smith, Neil; Kaley, Emily                  | 53-08-17-301-140.000-008 | 1599   | 1B              | N  | \$ 208,000             | \$ 105,050                          | \$ 102,950        | \$ 1.5437                             | \$ 2.2845                | \$ 1,532.88        | \$ 2,440.64         | \$ 261.50  | \$ -   | \$ 646.26                               | \$ 907.76                                   | \$ 69.36   | \$ 22.20   | \$ 816.20                  |
| Granger, Robert Edward & Meredith Michelle | 53-08-17-301-132.000-008 | 1599   | 1B              | N  | \$ 235,000             | \$ 114,500                          | \$ 120,500        | \$ 1.5437                             | \$ 2.2845                | \$ 1,794.20        | \$ 2,761.97         | \$ 295.92  | \$ -   | \$ 671.84                               | \$ 967.77                                   | \$ 69.36   | \$ 22.20   | \$ 876.21                  |
| Wang, Yi                                   | 53-08-17-301-176.000-008 | 1599   | 1B              | N  | \$ 197,600             | \$ 98,410                           | \$ 99,190         | \$ 1.5437                             | \$ 2.2845                | \$ 1,476.92        | \$ 2,320.11         | \$ 248.59  | \$ -   | \$ 594.60                               | \$ 843.19                                   | \$ 69.36   | \$ 22.20   | \$ 751.63                  |
| Cady, Dorm D & Kimberly K                  | 53-08-17-301-185.000-008 | 1599   | 1B              | N  | \$ 263,800             | \$ 146,540                          | \$ 117,260        | \$ 1.5437                             | \$ 2.2845                | \$ 1,745.96        | \$ 2,893.85         | \$ 310.05  | \$ -   | \$ 837.84                               | \$ 1,147.89                                 | \$ 69.36   | \$ 22.20   | \$ 1,056.33                |
| Steele, James R & Jennifer                 | 53-08-17-301-184.000-008 | 1599   | 1B              | N  | \$ 248,700             | \$ 119,295                          | \$ 129,405        | \$ 1.5437                             | \$ 2.2845                | \$ 1,926.80        | \$ 2,925.02         | \$ 313.40  | \$ -   | \$ 684.82                               | \$ 998.22                                   | \$ 69.36   | \$ 22.20   | \$ 906.66                  |
| Dennist, Dedic R                           | 53-08-17-301-147.000-008 | 1599   | 1B              | N  | \$ 201,700             | \$ 3,000                            | \$ 198,700        | \$ 1.5437                             | \$ 2.2845                | \$ 3,067.32        | \$ 4,732.39         | \$ 507.04  | \$ -   | \$ 1,158.03                             | \$ 1,665.07                                 | \$ 69.36   | \$ 22.20   | \$ 1,573.51                |
| Staten, Jessica G & Dobbs, Shane           | 53-08-17-301-199.000-008 | 1599   | 1B              | N  | \$ 277,800             | \$ 128,605                          | \$ 149,195        | \$ 1.5437                             | \$ 2.2845                | \$ 2,221.44        | \$ 3,244.27         | \$ 347.59  | \$ -   | \$ 675.23                               | \$ 1,022.83                                 | \$ 69.36   | \$ 22.20   | \$ 931.27                  |
| Anderson, Dana L & Thalia M                | 53-08-17-301-198.000-008 | 1599   | 1B              | N  | \$ 277,400             | \$ 129,340                          | \$ 148,060        | \$ 1.5437                             | \$ 2.2845                | \$ 2,204.56        | \$ 3,266.57         | \$ 349.99  | \$ -   | \$ 712.02                               | \$ 1,062.01                                 | \$ 69.36   | \$ 22.20   | \$ 970.45                  |
| Jerome, John R & Roseanne G                | 53-08-17-301-139.000-008 | 1599   | 1B              | N  | \$ 261,100             | \$ 148,595                          | \$ 112,505        | \$ 1.5437                             | \$ 2.2845                | \$ 1,675.16        | \$ 2,776.53         | \$ 299.49  | \$ -   | \$ 803.87                               | \$ 1,101.37                                 | \$ 69.36   | \$ 22.20   | \$ 1,009.81                |
| Weeks, Doris M                             | 53-08-17-301-138.000-008 | 1599   | 1B              | N  | \$ 254,200             | \$ 121,220                          | \$ 132,980        | \$ 1.5437                             | \$ 2.2845                | \$ 1,980.02        | \$ 2,990.47         | \$ 320.42  | \$ -   | \$ 690.04                               | \$ 1,010.45                                 | \$ 69.36   | \$ 22.20   | \$ 918.89                  |
| Liu, Zifei                                 | 53-08-17-301-127.000-008 | 1599   | 1B              | N  | \$ 269,200             | \$ 123,470                          | \$ 145,730        | \$ 1.5437                             | \$ 2.2845                | \$ 2,169.86        | \$ 3,172.23         | \$ 339.89  | \$ -   | \$ 662.48                               | \$ 1,002.37                                 | \$ 69.36   | \$ 22.20   | \$ 910.81                  |
| Brown, Paul D                              | 53-08-17-301-118.000-008 | 1599   | 1B              | N  | \$ 260,700             | \$ 123,495                          | \$ 137,205        | \$ 1.5437                             | \$ 2.2845                | \$ 2,042.92        | \$ 3,067.83         | \$ 328.70  | \$ -   | \$ 696.21                               | \$ 1,024.91                                 | \$ 69.36   | \$ 22.20   | \$ 933.35                  |
| Salva, Christian Robelle V                 | 53-08-17-301-219.000-008 | 1599   | 1B              | N  | \$ 218,000             | \$ 108,550                          | \$ 109,450        | \$ 1.5437                             | \$ 2.2845                | \$ 1,629.68        | \$ 2,559.65         | \$ 274.25  | \$ -   | \$ 655.72                               | \$ 929.97                                   | \$ 69.36   | \$ 22.20   | \$ 838.41                  |
| Smith, Jay D & Marlene H                   | 53-08-17-301-119.000-008 | 1599   | 1B              | N  | \$ 269,900             | \$ 123,715                          | \$ 146,185        | \$ 1.5437                             | \$ 2.2845                | \$ 2,176.64        | \$ 3,180.55         | \$ 340.77  | \$ -   | \$ 663.14                               | \$ 1,003.91                                 | \$ 69.36   | \$ 22.20   | \$ 912.35                  |



# City of Bloomington

## Area #1B: South-West Annexation Area - Tax Impacts Analysis

Note (1): This section shows the inc/(dec) in tax bills due to differences between township fire protection rates and the Monroe Fire Protection District fire rate

| Owner Name  | Parcel #                 | Waiver | Annexation Area | AG | 2020 Pay 2021 Gross AV | 2020 Pay 2021 Deductions /Exemptions | 2020 Pay 2021 NAV | Pre-Annex 2020 Pay 2021 Prop Tax Rate | Post-Annex Prop Tax Rate | Pre-Annex Tax Bill | Post-Annex Tax Bill | Net Tax Bill Increase Due Solely to AV Growth (12% - Aggregate over 4 years) | Net Tax Bill Increase Due to Difference Between Fire Rates (1) | Net Tax Bill Increase Due to Annexation | Total Post-Annexation Net Tax Bill Increase | Benefit 1 Yearly Sewer Bill Savings (@ 4000 Gal/Month) | Benefit 2 Yearly Fire Protection (Water Surcharge) Savings | Post-Annex Net of Benefits Tax Bill Inc/(Dec) |
|---|--------------------------|--------|-----------------|----|------------------------|--------------------------------------|-------------------|---------------------------------------|--------------------------|--------------------|---------------------|--|--|---|---|--|--|---|
| Bullman, Nicholas D                                     | 53-08-17-301-217.000-008 | 1599   | 1B              | N  | \$ 212,500             | \$ 106,625                           | \$ 105,875        | \$ 1.5437                             | \$ 2.2845                | \$ 1,576.44        | \$ 2,494.19         | \$ 267.23  | \$ -   | \$ 650.52                               | \$ 917.75                                   | \$ 69.36   | \$ 22.20   | \$ 826.19                                     |
| Whitt, Robert D & Susan C                               | 53-08-17-301-218.000-008 | 1599   | 1B              | N  | \$ 301,800             | \$ 137,880                           | \$ 163,920        | \$ 1.5437                             | \$ 2.2845                | \$ 2,440.70        | \$ 3,556.95         | \$ 381.09  | \$ -   | \$ 735.15                               | \$ 1,116.25                                 | \$ 69.36   | \$ 22.20   | \$ 1,024.69                                   |
| Hanlon, Cosima A  | 53-08-17-300-004.000-008 | 1599   | 1B              | N  | \$ 256,700             | \$ 122,095                           | \$ 134,605        | \$ 1.5437                             | \$ 2.2845                | \$ 2,004.22        | \$ 3,020.23         | \$ 323.60  | \$ -   | \$ 692.40                               | \$ 1,016.01                                 | \$ 69.36   | \$ 22.20   | \$ 924.45                                     |
| Aguilar, Abel R   | 53-08-17-301-170.000-008 | 1599   | 1B              | N  | \$ 275,600             | \$ 125,710                           | \$ 149,890        | \$ 1.5437                             | \$ 2.2845                | \$ 2,231.80        | \$ 3,248.39         | \$ 348.05  | \$ -   | \$ 668.54                               | \$ 1,016.59                                 | \$ 69.36   | \$ 22.20   | \$ 925.03                                     |
| Leffel, Kyle G & Jordan                                 | 53-08-17-301-220.000-008 | 1599   | 1B              | N  | \$ 263,200             | \$ 124,370                           | \$ 138,830        | \$ 1.5437                             | \$ 2.2845                | \$ 2,067.12        | \$ 3,097.58         | \$ 331.89  | \$ -   | \$ 698.57                               | \$ 1,030.46                                 | \$ 69.36   | \$ 22.20   | \$ 938.90                                     |
| Foley, Paul Michael III                                 | 53-08-17-105-001.000-008 | 1730   | 1B              | N  | \$ 121,700             | \$ 3,000                             | \$ 118,700        | \$ 1.5437                             | \$ 2.2845                | \$ 1,832.36        | \$ 2,854.11         | \$ 305.80  | \$ -   | \$ 715.95                               | \$ 1,021.75                                 | \$ 69.36   | \$ 37.08   | \$ 915.31                                     |
| Brentwood Development Corp.                             | 53-08-17-105-003.000-008 | 1253   | 1B              | N  | \$ -                   | \$ -                                 | \$ -              | \$ 1.5437                             | \$ 2.2845                | \$ -               | \$ -                | \$ -   | \$ -   | \$ -                                    | \$ -  | \$ -   | \$ -   | \$ -  |
| Devine, Tyler A   | 53-08-17-106-018.000-008 | 1B     | N               | N  | \$ 170,800             | \$ 92,030                            | \$ 78,770         | \$ 1.5437                             | \$ 2.2845                | \$ 1,172.84        | \$ 1,943.95         | \$ 208.27  | \$ -   | \$ 562.84                               | \$ 771.11                                   | \$ -   | \$ -   | \$ 771.11                                     |
| Desmond, Joshua G                                       | 53-08-17-106-004.000-008 | 1B     | N               | D  | \$ 169,600             | \$ 91,610                            | \$ 77,990         | \$ 1.5437                             | \$ 2.2845                | \$ 1,161.24        | \$ 1,924.72         | \$ 206.22  | \$ -   | \$ 557.26                               | \$ 763.48                                   | \$ -   | \$ -   | \$ 763.48                                     |
| Antalis, Michael S & Megan E                            | 53-08-17-106-007.000-008 | 1B     | N               | N  | \$ 165,700             | \$ 90,245                            | \$ 75,455         | \$ 1.5437                             | \$ 2.2845                | \$ 1,123.50        | \$ 1,862.17         | \$ 199.53  | \$ -   | \$ 539.14                               | \$ 738.67                                   | \$ -   | \$ -   | \$ 738.67                                     |
| Knipstine, Eric D; Springer, Abigail N                  | 53-08-17-102-008.000-008 | 1B     | N               | N  | \$ 150,000             | \$ 84,750                            | \$ 65,250         | \$ 1.5437                             | \$ 2.2845                | \$ 971.54          | \$ 1,610.30         | \$ 172.53  | \$ -   | \$ 466.23                               | \$ 638.76                                   | \$ 69.36   | \$ 14.76   | \$ 554.64                                     |
| Jordan, Brandon D & Jacqueline                          | 53-08-18-103-003.313-008 | 1599   | 1B              | N  | \$ 282,200             | \$ 131,020                           | \$ 151,180        | \$ 1.5437                             | \$ 2.2845                | \$ 2,251.02        | \$ 3,323.70         | \$ 356.12  | \$ -   | \$ 716.57                               | \$ 1,072.68                                 | \$ 69.36   | \$ 22.20   | \$ 981.12                                     |
| Highlands Homeowners Association Inc                    | 53-08-18-103-003.454-008 | 1599   | 1B              | N  | \$ -                   | \$ -                                 | \$ -              | \$ 1.5437                             | \$ 2.2845                | \$ -               | \$ -                | \$ -   | \$ -   | \$ -                                    | \$ -  | \$ -   | \$ -   | \$ -  |
| Highlands Homeowners Association Inc                    | 53-01-41-708-900.000-008 | 1599   | 1B              | N  | \$ -                   | \$ -                                 | \$ -              | \$ 1.5437                             | \$ 2.2845                | \$ -               | \$ -                | \$ -   | \$ -   | \$ -                                    | \$ -  | \$ -   | \$ -   | \$ -  |
| Highlands Homeowners Association Inc CPW Properties LLC | 53-01-41-709-000.000-008 | 1599   | 1B              | N  | \$ -                   | \$ -                                 | \$ -              | \$ 1.5437                             | \$ 2.2845                | \$ -               | \$ -                | \$ -   | \$ -   | \$ -                                    | \$ -  | \$ -   | \$ -   | \$ -  |
| CPW Properties LLC                                      | 53-01-41-709-001.000-008 | 1447   | 1B              | N  | \$ 9,000               | \$ -                                 | \$ 9,000          | \$ 1.5437                             | \$ 2.2845                | \$ 138.92          | \$ 230.28           | \$ 24.67   | \$ -   | \$ 66.68                                | \$ 91.36                                    | \$ -   | \$ -   | \$ 91.36                                      |
| Letner, John W & Kimberly M                             | 53-08-20-102-010.000-008 | 1157   | 1B              | N  | \$ 193,600             | \$ 100,010                           | \$ 93,590         | \$ 1.5437                             | \$ 2.2845                | \$ 1,393.52        | \$ 2,269.27         | \$ 243.14  | \$ -   | \$ 632.61                               | \$ 875.75                                   | \$ 69.36   | \$ 22.20   | \$ 784.19                                     |
| Dafoe, Alan R & Donna J                                 | 53-08-20-102-013.000-008 | 1157   | 1B              | N  | \$ 213,700             | \$ 106,345                           | \$ 107,355        | \$ 1.5437                             | \$ 2.2845                | \$ 1,598.48        | \$ 2,486.84         | \$ 266.45  | \$ -   | \$ 621.90                               | \$ 888.36                                   | \$ 69.36   | \$ 22.20   | \$ 796.80                                     |
| Galyan, Barry K. & Brenda K.                            | 53-08-20-102-002.000-008 | 1157   | 1B              | N  | \$ 264,300             | \$ 121,755                           | \$ 142,545        | \$ 1.5437                             | \$ 2.2845                | \$ 2,122.44        | \$ 3,113.90         | \$ 333.62  | \$ -   | \$ 657.83                               | \$ 991.46                                   | \$ 69.36   | \$ 37.08   | \$ 885.02                                     |
| Martinez, Alfredo & Ofelia                              | 53-08-20-102-001.000-008 | 1157   | 1B              | N  | \$ 184,200             | \$ 93,720                            | \$ 90,480         | \$ 1.5437                             | \$ 2.2845                | \$ 1,347.20        | \$ 2,160.64         | \$ 231.50  | \$ -   | \$ 581.93                               | \$ 813.44                                   | \$ 69.36   | \$ 37.08   | \$ 707.00                                     |
| Giesler, Jason Edward & Jennifer A Long                 | 53-08-20-102-014.000-008 | 1157   | 1B              | N  | \$ 196,500             | \$ 101,025                           | \$ 95,475         | \$ 1.5437                             | \$ 2.2845                | \$ 1,421.60        | \$ 2,303.78         | \$ 246.83  | \$ -   | \$ 635.34                               | \$ 882.18                                   | \$ 69.36   | \$ 37.08   | \$ 775.74                                     |
| Blauvelt, Linda D                                       | 53-08-20-103-027.000-008 | 1B     | N               | N  | \$ 262,300             | \$ 124,055                           | \$ 138,245        | \$ 1.5437                             | \$ 2.2845                | \$ 2,058.42        | \$ 3,086.86         | \$ 330.73  | \$ -   | \$ 697.71                               | \$ 1,028.44                                 | \$ 69.36   | \$ 37.08   | \$ 922.00                                     |
| Tow, Charles Byron & Carol A                            | 53-08-20-103-028.000-008 | 1B     | N               | N  | \$ 213,300             | \$ 103,905                           | \$ 109,395        | \$ 1.5437                             | \$ 2.2845                | \$ 1,628.84        | \$ 2,506.94         | \$ 268.59  | \$ -   | \$ 609.51                               | \$ 878.10                                   | \$ 69.36   | \$ 37.08   | \$ 771.66                                     |
| Hochstetler, Brian E & Amy B                            | 53-08-20-103-014.000-008 | 1B     | N               | N  | \$ 197,800             | \$ 100,780                           | \$ 97,020         | \$ 1.5437                             | \$ 2.2845                | \$ 1,444.60        | \$ 2,297.59         | \$ 246.16  | \$ -   | \$ 606.83                               | \$ 852.99                                   | \$ 69.36   | \$ 22.20   | \$ 761.43                                     |
| Simpson, Harold V I & Jane                              | 53-08-20-103-009.000-008 | 1B     | N               | N  | \$ 191,400             | \$ 95,820                            | \$ 95,580         | \$ 1.5437                             | \$ 2.2845                | \$ 1,423.80        | \$ 2,262.75         | \$ 242.44  | \$ -   | \$ 596.50                               | \$ 838.95                                   | \$ 69.36   | \$ 37.08   | \$ 732.51                                     |
| Balk, Suzanne M   | 53-08-20-103-029.000-008 | 1B     | N               | N  | \$ 246,400             | \$ 118,140                           | \$ 128,260        | \$ 1.5437                             | \$ 2.2845                | \$ 1,909.74        | \$ 2,886.81         | \$ 309.30  | \$ -   | \$ 667.77                               | \$ 977.07                                   | \$ 69.36   | \$ 22.20   | \$ 885.51                                     |
| Laucella, Keith T & Karen E                             | 53-08-20-103-012.000-008 | 1B     | N               | N  | \$ 204,400             | \$ 100,790                           | \$ 103,610        | \$ 1.5437                             | \$ 2.2845                | \$ 1,542.72        | \$ 2,401.03         | \$ 257.25  | \$ -   | \$ 601.06                               | \$ 858.31                                   | \$ 69.36   | \$ 37.08   | \$ 751.87                                     |
| Ellis, Erin L; Muse, Jennifer L                         | 53-08-20-103-011.000-008 | 1B     | N               | N  | \$ 193,600             | \$ 100,010                           | \$ 93,590         | \$ 1.5437                             | \$ 2.2845                | \$ 1,393.52        | \$ 2,269.27         | \$ 243.14  | \$ -   | \$ 632.61                               | \$ 875.75                                   | \$ 69.36   | \$ 37.08   | \$ 769.31                                     |
| McMillan, Marylou                                       | 53-08-20-103-016.000-008 | 1B     | N               | N  | \$ 200,400             | \$ 114,870                           | \$ 85,530         | \$ 1.5437                             | \$ 2.2845                | \$ 1,273.52        | \$ 2,110.80         | \$ 226.17  | \$ -   | \$ 611.12                               | \$ 837.28                                   | \$ 69.36   | \$ 37.08   | \$ 730.84                                     |
| Brown, Fredina T  | 53-08-20-103-015.000-008 | 1B     | N               | N  | \$ 204,200             | \$ 103,720                           | \$ 100,480        | \$ 1.5437                             | \$ 2.2845                | \$ 1,496.12        | \$ 2,395.42         | \$ 256.66  | \$ -   | \$ 642.64                               | \$ 899.30                                   | \$ 69.36   | \$ 37.08   | \$ 792.86                                     |
| Fosha, Joel F & Sheryllyn M Living Trust                | 53-08-20-103-010.000-008 | 1B     | N               | N  | \$ 179,000             | \$ 94,900                            | \$ 84,100         | \$ 1.5437                             | \$ 2.2845                | \$ 1,252.22        | \$ 2,075.51         | \$ 222.38  | \$ -   | \$ 600.92                               | \$ 823.29                                   | \$ 69.36   | \$ 37.08   | \$ 716.85                                     |
| Teuschler, Jacob M & Tashi L                            | 53-08-20-103-001.000-008 | 1B     | N               | N  | \$ 244,600             | \$ 117,860                           | \$ 126,740        | \$ 1.5437                             | \$ 2.2845                | \$ 1,887.12        | \$ 2,876.22         | \$ 308.17  | \$ -   | \$ 680.93                               | \$ 989.10                                   | \$ 69.36   | \$ 37.08   | \$ 882.66                                     |
| Day, Kenneth G. & Lana J.                               | 53-08-20-103-014.000-008 | 1B     | N               | N  | \$ 193,400             | \$ 96,940                            | \$ 96,460         | \$ 1.5437                             | \$ 2.2845                | \$ 1,436.24        | \$ 2,270.11         | \$ 243.22  | \$ -   | \$ 590.65                               | \$ 833.87                                   | \$ 69.36   | \$ 37.08   | \$ 727.43                                     |
| Cook, Bradley D & Emily L                               | 53-08-20-103-005.000-008 | 1B     | N               | N  | \$ 188,400             | \$ 98,190                            | \$ 90,210         | \$ 1.5437                             | \$ 2.2845                | \$ 1,343.20        | \$ 2,207.37         | \$ 236.50  | \$ -   | \$ 627.67                               | \$ 864.17                                   | \$ 69.36   | \$ 37.08   | \$ 757.73                                     |
| Holtsclaw, James W                                      | 53-08-20-103-004.000-008 | 1B     | N               | N  | \$ 208,700             | \$ 105,295                           | \$ 103,405        | \$ 1.5437                             | \$ 2.2845                | \$ 1,539.66        | \$ 2,448.98         | \$ 262.40  | \$ -   | \$ 646.92                               | \$ 909.32                                   | \$ 69.36   | \$ 37.08   | \$ 802.88                                     |
| Lent, Randall L & Lisa K                                | 53-08-20-103-020.000-008 | 1B     | N               | N  | \$ 173,700             | \$ 90,045                            | \$ 83,655         | \$ 1.5437                             | \$ 2.2845                | \$ 1,245.60        | \$ 2,035.68         | \$ 218.12  | \$ -   | \$ 571.96                               | \$ 790.08                                   | \$ 69.36   | \$ 22.20   | \$ 698.52                                     |
| Anderson, Robert W. & Sara B.                           | 53-08-20-103-019.000-008 | 1B     | N               | N  | \$ 235,400             | \$ 107,125                           | \$ 128,275        | \$ 1.5437                             | \$ 2.2845                | \$ 1,917.04        | \$ 2,946.50         | \$ 315.70  | \$ -   | \$ 713.77                               | \$ 1,029.46                                 | \$ 69.36   | \$ 22.20   | \$ 937.90                                     |
| Garcia, John P. & Frances                               | 53-08-20-103-026.000-008 | 1B     | N               | N  | \$ 176,500             | \$ 91,025                            | \$ 85,475         | \$ 1.5437                             | \$ 2.2845                | \$ 1,272.68        | \$ 2,068.99         | \$ 221.68  | \$ -   | \$ 574.63                               | \$ 796.31                                   | \$ 69.36   | \$ 14.76   | \$ 712.19                                     |
| Bryant, Christopher Michael & Anna Barbara Kearney      | 53-08-20-103-013.000-008 | 1B     | N               | N  | \$ 207,000             | \$ 104,700                           | \$ 102,300        | \$ 1.5437                             | \$ 2.2845                | \$ 1,523.20        | \$ 2,428.74         | \$ 260.22  | \$ -   | \$ 645.31                               | \$ 905.54                                   | \$ 69.36   | \$ 14.76   | \$ 821.42                                     |
| Schnaars, Matthew H & Elise L A                         | 53-08-17-401-003.000-008 | 1B     | N               | N  | \$ 47,700              | \$ 38,298                            | \$ 9,402          | \$ 1.5437                             | \$ 2.2845                | \$ 140.00          | \$ 232.02           | \$ 24.85   | \$ -   | \$ 67.17                                | \$ 92.02                                    | \$ -   | \$ -   | \$ 92.02                                      |
| Claerbout, Mark E & Patricia G Trust                    | 53-08-17-102-060.000-008 | 1B     | N               | N  | \$ 205,900             | \$ 100,965                           | \$ 104,935        | \$ 1.5437                             | \$ 2.2845                | \$ 1,563.00        | \$ 2,432.56         | \$ 260.63  | \$ -   | \$ 608.93                               | \$ 869.56                                   | \$ 69.36   | \$ 22.20   | \$ 778.00                                     |
| Vogt, Angela R. & Kimberly S.                           | 53-08-17-402-007.000-008 | 1297   | 1B              | N  | \$ 270,400             | \$ 117,720                           | \$ 152,680        | \$ 1.5437                             | \$ 2.2845                | \$ 2,286.04        | \$ 3,468.30         | \$ 371.61  | \$ -   | \$ 810.65                               | \$ 1,182.26                                 | \$ 69.36   | \$ 22.20   | \$ 1,090.70                                   |
| Charles, William D. & Denisee Stamps                    | 53-08-17-102-076.000-008 | 1B     | N               | D  | \$ 153,100             | \$ 82,835                            | \$ 70,265         | \$ 1.5437                             | \$ 2.2845                | \$ 1,046.22        | \$ 1,734.08         | \$ 185.80  | \$ -   | \$ 502.06                               | \$ 687.86                                   | \$ 69.36   | \$ 14.76   | \$ 603.74                                     |
| Chandler, Joel S  | 53-08-17-110-010.000-008 | 1B     | N               | N  | \$ 137,100             | \$ 80,235                            | \$ 56,865         | \$ 1.5437                             | \$ 2.2845                | \$ 846.68          | \$ 1,403.37         | \$ 150.37  | \$ -   | \$ 406.33                               | \$ 556.69                                   | \$ 69.36   | \$ 14.76   | \$ 472.57                                     |
| Rogers, Wygonida Kay and Rogers Aaron D                 | 53-08-17-407-007.000-008 | 1269   | 1B              | N  | \$ 96,200              | \$ 62,920                            | \$ 33,280         | \$ 1.5437                             | \$ 2.2845                | \$ 495.52          | \$ 821.32           | \$ 88.01   | \$ -   | \$ 237.79                               | \$ 325.80                                   | \$ 69.36   | \$ 14.76   | \$ 241.68                                     |
| Robinson, Kelsie T                                      | 53-08-17-104-011.000-008 | 1305   | 1B              | N  | \$ 124,800             | \$ 75,930                            | \$ 48,870         | \$ 1.5437                             | \$ 2.2845                | \$ 727.66          | \$ 1,206.06         | \$ 129.21  | \$ -   | \$ 349.18                               | \$ 478.40                                   | \$ 69.36   | \$ 14.76   | \$ 394.28                                     |
| Hendon, Nolan H   | 53-08-17-104-004.000-008 | 1B     | N               | N  | \$ 124,500             | \$ 75,825                            | \$ 48,675         | \$ 1.5437                             | \$ 2.2845                | \$ 724.76          | \$ 1,201.26         | \$ 128.71  | \$ -   | \$ 347.79                               | \$ 476.50                                   | \$ -   | \$ -   | \$ 476.50                                     |
| Sams, Gwendolyn E                                       | 53-08-17-102-059.000-008 | 1B     | N               | N  | \$ 178,000             | \$ 94,550                            | \$ 83,450         | \$ 1.5437                             | \$ 2.2845                | \$ 1,242.54        | \$ 2,059.46         | \$ 220.66  | \$ -   | \$ 596.27                               | \$ 816.92                                   | \$ 69.36   | \$ 22.20   | \$ 725.36                                     |

# City of Bloomington

## Area #1B: South-West Annexation Area - Tax Impacts Analysis

Note (1): This section shows the inc/(dec) in tax bills due to differences between township fire protection rates and the Monroe Fire Protection District fire rate

| Owner Name                                 | Parcel #                 | Waiver | Annexation Area | AG | 2020 Pay 2021 Gross AV | 2020 Pay 2021 Deductions/Exemptions | 2020 Pay 2021 NAV | Pre-Annex 2020 Pay 2021 Prop Tax Rate | Post-Annex Prop Tax Rate | Pre-Annex Tax Bill | Post-Annex Tax Bill | Net Tax Bill Increase Due Solely to AV Growth (12% - Aggregate over 4 years) | Net Tax Bill Increase Due to Difference Between Fire Rates (1) | Net Tax Bill Increase Due to Annexation | Total Post-Annexation Net Tax Bill Increase | Benefit 1 Yearly Sewer Bill Savings (@ 4000 Gal/Month) | Benefit 2 Yearly Fire Protection (Water Surcharge) Savings | Post-Annex Net of Benefits Tax Bill Inc/(Dec) |
|--|--------------------------|--------|-----------------|----|------------------------|-------------------------------------|-------------------|---------------------------------------|--------------------------|--------------------|---------------------|--|--|---|---|--|--|---|
| Baker, Tammy T                             | 53-08-17-204-003.000-008 |        | 1B              | N  | \$ 142,600             | \$ 82,160                           | \$ 60,440         | \$ 1.5437                             | \$ 2.2845                | \$ 899.92          | \$ 1,491.61         | \$ 159.82  | \$ -   | \$ 431.87                               | \$ 591.69                                   | \$ 69.36   | \$ 14.76   | \$ 507.57                                     |
| Kidd, Devta Linda                          | 53-08-17-102-038.000-008 |        | 1B              | N  | \$ 133,900             | \$ 77,715                           | \$ 56,185         | \$ 1.5437                             | \$ 2.2845                | \$ 837.12          | \$ 1,387.49         | \$ 148.66  | \$ -   | \$ 401.71                               | \$ 550.37                                   | \$ 69.36   | \$ 14.76   | \$ 466.25                                     |
| OMullane, Martha A                         | 53-08-17-103-002.000-008 |        | 1B              | N  | \$ 191,000             | \$ 98,855                           | \$ 92,145         | \$ 1.5437                             | \$ 2.2845                | \$ 1,372.00        | \$ 2,230.74         | \$ 239.00  | \$ -   | \$ 619.74                               | \$ 858.74                                   | \$ 69.36   | \$ 22.20   | \$ 767.18                                     |
| Bland, Dirk R & Nicki N                    | 53-08-17-100-004.000-008 | 1355   | 1B              | N  | \$ 238,200             | \$ 106,205                          | \$ 131,995        | \$ 1.5437                             | \$ 2.2845                | \$ 1,978.44        | \$ 3,094.65         | \$ 331.56  | \$ -   | \$ 784.65                               | \$ 1,116.21                                 | \$ 69.36   | \$ 22.20   | \$ 1,024.65                                   |
| Mitchell, Monica L                         | 53-08-20-101-003.000-008 | 2496   | 1B              | N  | \$ 134,200             | \$ -                                | \$ 134,200        | \$ 1.5437                             | \$ 2.2845                | \$ 2,071.64        | \$ 3,163.68         | \$ 338.97  | \$ -   | \$ 753.07                               | \$ 1,092.04                                 | \$ 69.36   | \$ 22.20   | \$ 1,000.48                                   |
| Campbell, Ellen M                          | 53-08-17-106-016.000-008 |        | 1B              | N  | \$ 166,800             | \$ 90,630                           | \$ 76,170         | \$ 1.5437                             | \$ 2.2845                | \$ 1,134.16        | \$ 1,879.80         | \$ 201.40  | \$ -   | \$ 544.24                               | \$ 745.64                                   | \$ 69.36   | \$ 22.20   | \$ 654.08                                     |
| Cofield, Daryle & Michelle                 | 53-08-17-106-003.000-008 |        | 1B              | N  | \$ 178,200             | \$ 94,620                           | \$ 83,580         | \$ 1.5437                             | \$ 2.2845                | \$ 1,244.48        | \$ 2,062.68         | \$ 221.01  | \$ -   | \$ 597.19                               | \$ 818.20                                   | \$ 69.36   | \$ 37.08   | \$ 711.76                                     |
| Nickel, Nathan & Sarah A                   | 53-08-17-106-014.000-008 |        | 1B              | N  | \$ 173,300             | \$ 92,905                           | \$ 80,395         | \$ 1.5437                             | \$ 2.2845                | \$ 1,197.04        | \$ 1,984.06         | \$ 212.57  | \$ -   | \$ 574.45                               | \$ 787.02                                   | \$ 69.36   | \$ 37.08   | \$ 680.58                                     |
| Holland, Jeffrey                           | 53-08-17-106-001.000-008 |        | 1B              | N  | \$ 153,600             | \$ 83,010                           | \$ 70,590         | \$ 1.5437                             | \$ 2.2845                | \$ 1,051.06        | \$ 1,742.10         | \$ 186.66  | \$ -   | \$ 504.38                               | \$ 691.04                                   | \$ 69.36   | \$ 37.08   | \$ 584.60                                     |
| Jones, Janssen B & Nicole N                | 53-08-17-106-005.000-008 |        | 1B              | N  | \$ 163,000             | \$ 89,195                           | \$ 73,805         | \$ 1.5437                             | \$ 2.2845                | \$ 1,098.92        | \$ 1,821.44         | \$ 195.16  | \$ -   | \$ 527.36                               | \$ 722.52                                   | \$ 69.36   | \$ 37.08   | \$ 616.08                                     |
| Schipp, Stephanie C & Nathan               | 53-08-17-107-007.000-008 |        | 1B              | N  | \$ 185,600             | \$ 97,210                           | \$ 88,390         | \$ 1.5437                             | \$ 2.2845                | \$ 1,316.10        | \$ 2,174.06         | \$ 232.94  | \$ -   | \$ 625.02                               | \$ 857.96                                   | \$ 69.36   | \$ 37.08   | \$ 751.52                                     |
| Geiss, Craig J & Lauren V                  | 53-08-17-106-008.000-008 |        | 1B              | N  | \$ 165,100             | \$ 90,035                           | \$ 75,065         | \$ 1.5437                             | \$ 2.2845                | \$ 1,117.68        | \$ 1,852.53         | \$ 198.49  | \$ -   | \$ 536.36                               | \$ 734.85                                   | \$ -   | \$ -   | \$ 734.85                                     |
| Kyles, Sylvester & Tina M                  | 53-08-17-106-013.000-008 |        | 1B              | N  | \$ 165,200             | \$ 90,070                           | \$ 75,130         | \$ 1.5437                             | \$ 2.2845                | \$ 1,118.66        | \$ 1,854.15         | \$ 198.67  | \$ -   | \$ 536.82                               | \$ 735.49                                   | \$ -   | \$ -   | \$ 735.49                                     |
| Ford, Brian J & Jaimmie L                  | 53-08-17-106-011.000-008 |        | 1B              | N  | \$ 172,700             | \$ 92,695                           | \$ 80,005         | \$ 1.5437                             | \$ 2.2845                | \$ 1,191.24        | \$ 1,974.46         | \$ 211.56  | \$ -   | \$ 571.66                               | \$ 783.22                                   | \$ -   | \$ -   | \$ 783.22                                     |
| Neary, Brian D & Michele A                 | 53-01-41-741-064.000-008 |        | 1B              | N  | \$ 162,500             | \$ -                                | \$ 162,500        | \$ 1.5437                             | \$ 2.2845                | \$ 2,508.52        | \$ 3,815.27         | \$ 408.78  | \$ -   | \$ 897.97                               | \$ 1,306.75                                 | \$ 69.36   | \$ 22.20   | \$ 1,215.19                                   |
| Paine, Gary A & Melony K                   | 53-08-17-106-010.000-008 |        | 1B              | N  | \$ 150,300             | \$ -                                | \$ 150,300        | \$ 1.5437                             | \$ 2.2845                | \$ 2,320.18        | \$ 3,528.83         | \$ 378.09  | \$ -   | \$ 830.56                               | \$ 1,208.65                                 | \$ 69.36   | \$ 37.08   | \$ 1,102.21                                   |
| Arvin, Charels & Isobel S Rev Living Trust | 53-08-17-106-012.000-008 |        | 1B              | N  | \$ 156,200             | \$ -                                | \$ 156,200        | \$ 1.5437                             | \$ 2.2845                | \$ 2,411.26        | \$ 3,667.35         | \$ 392.93  | \$ -   | \$ 863.16                               | \$ 1,256.09                                 | \$ 69.36   | \$ 37.08   | \$ 1,149.65                                   |
| Richardson, Ryan & Lora                    | 53-08-17-106-017.000-008 |        | 1B              | N  | \$ 189,500             | \$ 96,020                           | \$ 93,480         | \$ 1.5437                             | \$ 2.2845                | \$ 1,394.24        | \$ 2,246.86         | \$ 240.74  | \$ -   | \$ 611.87                               | \$ 852.62                                   | \$ 69.36   | \$ 37.08   | \$ 746.18                                     |
| Greenlee, Joshua D                         | 53-08-17-106-002.000-008 |        | 1B              | N  | \$ 166,200             | \$ 90,420                           | \$ 75,780         | \$ 1.5437                             | \$ 2.2845                | \$ 1,128.34        | \$ 1,870.19         | \$ 200.39  | \$ -   | \$ 541.46                               | \$ 741.85                                   | \$ 69.36   | \$ 37.08   | \$ 635.41                                     |
| Sovinski, Ramona                           | 53-08-17-106-015.000-008 |        | 1B              | N  | \$ 176,500             | \$ 108,025                          | \$ 68,475         | \$ 1.5437                             | \$ 2.2845                | \$ 455.80          | \$ 464.92           | \$ -   | \$ -   | \$ 9.12                                 | \$ 9.12                                     | \$ 69.36   | \$ 37.08   | \$ (97.32)                                    |
| Garnand, Emily C; Smedberg, Nicholas S     | 53-08-17-106-006.000-008 |        | 1B              | N  | \$ 177,100             | \$ 94,235                           | \$ 82,865         | \$ 1.5437                             | \$ 2.2845                | \$ 1,233.84        | \$ 2,045.03         | \$ 219.11  | \$ -   | \$ 592.08                               | \$ 811.19                                   | \$ -   | \$ -   | \$ 811.19                                     |
| Scifres, Joel A                            | 53-08-17-105-002.000-008 | 1253   | 1B              | N  | \$ 127,700             | \$ 76,945                           | \$ 50,755         | \$ 1.5437                             | \$ 2.2845                | \$ 755.72          | \$ 1,252.60         | \$ 134.21  | \$ -   | \$ 362.66                               | \$ 496.88                                   | \$ 69.36   | \$ 37.08   | \$ 390.44                                     |
| Walters, Elizabeth J. & Timothy J. Fuller  | 53-01-41-741-072.000-008 | 1253   | 1B              | N  | \$ 138,300             | \$ 77,655                           | \$ 60,645         | \$ 1.5437                             | \$ 2.2845                | \$ 902.98          | \$ 1,496.64         | \$ 160.35  | \$ -   | \$ 433.32                               | \$ 593.66                                   | \$ 69.36   | \$ 37.08   | \$ 487.22                                     |
| Brentwood, Development                     | 53-01-41-741-073.000-008 | 1253   | 1B              | N  | \$ -                   | \$ -                                | \$ -              | \$ 1.5437                             | \$ 2.2845                | \$ -               | \$ -                | \$ -   | \$ -   | \$ -                                    | \$ -  | \$ -   | \$ -   | \$ -  |
| Rucola Dev Corp                            | 53-08-17-100-001.001-008 | 2115   | 1B              | N  | \$ -                   | \$ -                                | \$ -              | \$ 1.5437                             | \$ 2.2845                | \$ -               | \$ -                | \$ -   | \$ -   | \$ -                                    | \$ -  | \$ -   | \$ -   | \$ -  |
| Ebel-Orr, Emily                            | 53-01-41-741-115.000-008 | 2115   | 1B              | N  | \$ 127,100             | \$ 76,735                           | \$ 50,365         | \$ 1.5437                             | \$ 2.2845                | \$ 749.92          | \$ 1,242.96         | \$ 133.18  | \$ -   | \$ 359.86                               | \$ 493.04                                   | \$ 69.36   | \$ 22.20   | \$ 401.48                                     |
| Malone, Ronald D & Reva B                  | 53-08-17-100-017.000-008 | 1008   | 1B              | N  | \$ 154,700             | \$ 97,395                           | \$ 57,305         | \$ 1.5437                             | \$ 2.2845                | \$ 679.44          | \$ 693.03           | \$ -   | \$ -   | \$ 13.59                                | \$ 13.59                                    | \$ 69.36   | \$ 14.76   | \$ (70.53)                                    |
| Highland, Andrew & Anita                   | 53-08-17-301-174.000-008 | 1599   | 1B              | N  | \$ 259,600             | \$ 123,110                          | \$ 136,490        | \$ 1.5437                             | \$ 2.2845                | \$ 2,032.28        | \$ 3,054.74         | \$ 327.30  | \$ -   | \$ 695.16                               | \$ 1,022.46                                 | \$ 69.36   | \$ 22.20   | \$ 930.90                                     |
| Baldomero, Michael C & Erin                | 53-08-17-301-181.000-008 | 1599   | 1B              | N  | \$ 255,100             | \$ 118,535                          | \$ 136,565        | \$ 1.5437                             | \$ 2.2845                | \$ 2,033.40        | \$ 3,004.42         | \$ 321.91  | \$ -   | \$ 649.11                               | \$ 971.02                                   | \$ 69.36   | \$ 22.20   | \$ 879.46                                     |
| American Homes 4 Rent Properties Six LLC   | 53-08-17-301-043.000-008 | 1599   | 1B              | N  | \$ 249,300             | \$ -                                | \$ 249,300        | \$ 1.5437                             | \$ 2.2845                | \$ 3,848.44        | \$ 5,853.21         | \$ 627.13  | \$ -   | \$ 1,377.64                             | \$ 2,004.77                                 | \$ 69.36   | \$ 22.20   | \$ 1,913.21                                   |
| Press, Meggan C & David M                  | 53-08-17-301-069.000-008 | 1599   | 1B              | N  | \$ 231,200             | \$ 113,170                          | \$ 118,030        | \$ 1.5437                             | \$ 2.2845                | \$ 1,757.42        | \$ 2,716.75         | \$ 291.09  | \$ -   | \$ 668.24                               | \$ 959.33                                   | \$ 69.36   | \$ 22.20   | \$ 867.77                                     |
| Miller, Seth & Stacey D                    | 53-08-17-301-145.000-008 | 1599   | 1B              | N  | \$ 243,700             | \$ 117,545                          | \$ 126,155        | \$ 1.5437                             | \$ 2.2845                | \$ 1,878.40        | \$ 2,865.51         | \$ 307.03  | \$ -   | \$ 680.09                               | \$ 987.11                                   | \$ 69.36   | \$ 22.20   | \$ 895.55                                     |
| Massey, Landon K & Cheryl A                | 53-08-17-301-186.000-008 | 1599   | 1B              | N  | \$ 264,200             | \$ 124,545                          | \$ 139,655        | \$ 1.5437                             | \$ 2.2845                | \$ 2,079.40        | \$ 3,104.07         | \$ 332.59  | \$ -   | \$ 692.09                               | \$ 1,024.67                                 | \$ 69.36   | \$ 22.20   | \$ 933.11                                     |
| Edwards, Eric J & Jennifer L               | 53-08-17-301-150.000-008 | 1599   | 1B              | N  | \$ 297,900             | \$ 135,815                          | \$ 162,085        | \$ 1.5437                             | \$ 2.2845                | \$ 2,413.40        | \$ 3,488.89         | \$ 373.81  | \$ -   | \$ 701.69                               | \$ 1,075.49                                 | \$ 69.36   | \$ 22.20   | \$ 983.93                                     |
| Jones, Kevin J & Bennie A                  | 53-08-17-301-148.000-008 | 1599   | 1B              | N  | \$ 331,700             | \$ 148,345                          | \$ 183,355        | \$ 1.5437                             | \$ 2.2845                | \$ 2,730.08        | \$ 3,912.81         | \$ 419.24  | \$ -   | \$ 763.49                               | \$ 1,182.73                                 | \$ 69.36   | \$ 22.20   | \$ 1,091.17                                   |
| Tiwari, Gloria                             | 53-08-17-301-201.000-008 | 1599   | 1B              | N  | \$ 285,000             | \$ 129,000                          | \$ 156,000        | \$ 1.5437                             | \$ 2.2845                | \$ 2,322.78        | \$ 3,362.26         | \$ 360.03  | \$ -   | \$ 677.45                               | \$ 1,037.48                                 | \$ 69.36   | \$ 22.20   | \$ 945.92                                     |
| Reed, Lauren D & Jacob C                   | 53-08-17-301-183.000-008 | 1599   | 1B              | N  | \$ 252,700             | \$ 120,695                          | \$ 132,005        | \$ 1.5437                             | \$ 2.2845                | \$ 1,965.50        | \$ 2,972.62         | \$ 318.50  | \$ -   | \$ 688.62                               | \$ 1,007.12                                 | \$ 69.36   | \$ 22.20   | \$ 915.56                                     |
| Simmons, Susan                             | 53-08-17-301-131.000-008 | 1599   | 1B              | N  | \$ 252,400             | \$ 117,590                          | \$ 134,810        | \$ 1.5437                             | \$ 2.2845                | \$ 2,007.28        | \$ 2,972.28         | \$ 318.45  | \$ -   | \$ 646.54                               | \$ 965.00                                   | \$ 69.36   | \$ 22.20   | \$ 873.44                                     |
| Zamani, Shagoofa                           | 53-08-17-301-124.000-008 | 1599   | 1B              | N  | \$ 230,300             | \$ 112,855                          | \$ 117,445        | \$ 1.5437                             | \$ 2.2845                | \$ 1,748.72        | \$ 2,706.02         | \$ 289.92  | \$ -   | \$ 667.38                               | \$ 957.30                                   | \$ 69.36   | \$ 22.20   | \$ 865.74                                     |
| Zilch, Lloyd & Lisa W                      | 53-08-17-301-123.000-008 | 1599   | 1B              | N  | \$ 258,300             | \$ 122,655                          | \$ 135,645        | \$ 1.5437                             | \$ 2.2845                | \$ 2,019.70        | \$ 3,039.25         | \$ 325.63  | \$ -   | \$ 693.93                               | \$ 1,019.55                                 | \$ 69.36   | \$ 22.20   | \$ 927.99                                     |
| Smith, Tommy D & Cheryl W                  | 53-08-17-301-125.000-008 | 1599   | 1B              | N  | \$ 260,200             | \$ 123,320                          | \$ 136,880        | \$ 1.5437                             | \$ 2.2845                | \$ 2,038.10        | \$ 3,061.88         | \$ 328.07  | \$ -   | \$ 695.72                               | \$ 1,023.78                                 | \$ 69.36   | \$ 22.20   | \$ 932.22                                     |
| Stephens, Clarence E & Marilyn             | 53-08-17-301-221.000-008 | 1599   | 1B              | N  | \$ 245,800             | \$ 118,280                          | \$ 127,520        | \$ 1.5437                             | \$ 2.2845                | \$ 1,898.72        | \$ 2,890.49         | \$ 309.69  | \$ -   | \$ 682.08                               | \$ 991.77                                   | \$ 69.36   | \$ 22.20   | \$ 900.21                                     |
| Salyer, Kari E                             | 53-08-17-301-142.000-008 | 1599   | 1B              | N  | \$ 209,600             | \$ 105,610                          | \$ 103,990        | \$ 1.5437                             | \$ 2.2845                | \$ 1,548.36        | \$ 2,459.68         | \$ 263.54  | \$ -   | \$ 647.78                               | \$ 911.32                                   | \$ 69.36   | \$ 22.20   | \$ 819.76                                     |
| Hagenberg, Thomas C & Heather K            | 53-08-17-301-133.000-008 | 1599   | 1B              | N  | \$ 258,200             | \$ 122,620                          | \$ 135,580        | \$ 1.5437                             | \$ 2.2845                | \$ 2,018.74        | \$ 3,038.08         | \$ 325.52  | \$ -   | \$ 693.82                               | \$ 1,019.34                                 | \$ 69.36   | \$ 22.20   | \$ 927.78                                     |
| Massey, Leah K Irrevocable Living Trust    | 53-08-17-301-149.000-008 | 1599   | 1B              | N  | \$ 254,100             | \$ 120,835                          | \$ 133,265        | \$ 1.5437                             | \$ 2.2845                | \$ 1,984.26        | \$ 2,978.46         | \$ 319.12  | \$ -   | \$ 675.07                               | \$ 994.20                                   | \$ 69.36   | \$ 22.20   | \$ 902.64                                     |
| Wickersham, Michael Dylan & Melissa N      | 53-08-17-301-222.000-008 | 1599   | 1B              | N  | \$ 215,000             | \$ 107,500                          | \$ 107,500        | \$ 1.5437                             | \$ 2.2845                | \$ 1,600.64        | \$ 2,523.95         | \$ 270.42  | \$ -   | \$ 652.88                               | \$ 923.31                                   | \$ 69.36   | \$ 22.20   | \$ 831.75                                     |
| Batalon, Steven E                          | 53-08-17-301-202.000-008 | 1599   | 1B              | N  | \$ 260,100             | \$ 123,285                          | \$ 136,815        | \$ 1.5437                             | \$ 2.2845                | \$ 2,037.12        | \$ 3,060.69         | \$ 327.93  | \$ -   | \$ 695.63                               | \$ 1,023.57                                 | \$ 69.36   | \$ 22.20   | \$ 932.01                                     |
| Eppley, Christopher J & Julia K            | 53-08-17-301-072.000-008 | 1599   | 1B              | N  | \$ 257,100             | \$ 122,235                          | \$ 134,865        | \$ 1.5437                             | \$ 2.2845                | \$ 2,008.08        | \$ 3,024.98         | \$ 324.11  | \$ -   | \$ 692.79                               | \$ 1,016.90                                 | \$ 69.36   | \$ 22.20   | \$ 925.34                                     |
| Valaie, Arman                              | 53-08-17-301-223.000-008 | 1599   | 1B              | N  | \$ 267,900             | \$ 125,840                          | \$ 142,060        | \$ 1.5437                             | \$ 2.2845                | \$ 2,115.22        | \$ 3,148.10         | \$ 337.29  | \$ -   | \$ 695.58                               | \$ 1,032.88                                 | \$ 69.36   | \$ 22.20   | \$ 941.32                                     |

# City of Bloomington

## Area #1B: South-West Annexation Area - Tax Impacts Analysis

Note (1): This section shows the inc/(dec) in tax bills due to differences between township fire protection rates and the Monroe Fire Protection District fire rate

| Owner Name                                   | Parcel #                 | Waiver | Annexation Area | AG | 2020 Pay 2021 Gross AV | 2020 Pay 2021 Deductions/Exemptions | 2020 Pay 2021 NAV | Pre-Annex 2020 Pay 2021 Prop Tax Rate | Post-Annex Prop Tax Rate | Pre-Annex Tax Bill | Post-Annex Tax Bill | Net Tax Bill Increase Due Solely to AV Growth (12% - Aggregate over 4 years) | Net Tax Bill Increase Due to Difference Between Fire Rates (1) | Net Tax Bill Increase Due to Annexation | Total Post-Annexation Net Tax Bill Increase | Benefit 1 Yearly Sewer Bill Savings (@ 4000 Gal/Month) | Benefit 2 Yearly Fire Protection (Water Surcharge) Savings | Post-Annex Net of Benefits |
|--|--------------------------|--------|-----------------|----|------------------------|-------------------------------------|-------------------|---------------------------------------|--------------------------|--------------------|---------------------|--|--|---|---|--|--|----------------------------|
| Goodwin, Justin E & Angela S Maitland        | 53-08-17-301-146.000-008 | 1599   | 1B              | N  | \$ 180,900             | \$ 95,565                           | \$ 85,335         | \$ 1.5437                             | \$ 2.2845                | \$ 1,270.60        | \$ 2,105.98         | \$ 225.64  | \$ -   | \$ 609.74                               | \$ 835.38                                   | \$ 69.36   | \$ 22.20   | \$ 743.82                  |
| CPW Properties LLC                           | 53-01-41-709-002.000-008 | 1447   | 1B              | N  | \$ 9,000               | \$ -                                | \$ 9,000          | \$ 1.5437                             | \$ 2.2845                | \$ 138.92          | \$ 230.28           | \$ 24.67   | \$ -   | \$ 66.68                                | \$ 91.36                                    | \$ -   | \$ -   | \$ 91.36                   |
| CPW Properties LLC                           | 53-01-41-709-003.000-008 | 1447   | 1B              | N  | \$ 9,000               | \$ -                                | \$ 9,000          | \$ 1.5437                             | \$ 2.2845                | \$ 138.92          | \$ 230.28           | \$ 24.67   | \$ -   | \$ 66.68                                | \$ 91.36                                    | \$ -   | \$ -   | \$ 91.36                   |
| CPW Properties LLC                           | 53-01-41-709-004.000-008 | 1447   | 1B              | N  | \$ 9,000               | \$ -                                | \$ 9,000          | \$ 1.5437                             | \$ 2.2845                | \$ 138.92          | \$ 230.28           | \$ 24.67   | \$ -   | \$ 66.68                                | \$ 91.36                                    | \$ -   | \$ -   | \$ 91.36                   |
| CPW Properties LLC                           | 53-01-41-709-005.000-008 | 1447   | 1B              | N  | \$ 9,000               | \$ -                                | \$ 9,000          | \$ 1.5437                             | \$ 2.2845                | \$ 138.92          | \$ 230.28           | \$ 24.67   | \$ -   | \$ 66.68                                | \$ 91.36                                    | \$ -   | \$ -   | \$ 91.36                   |
| CPW Properties LLC                           | 53-01-41-709-006.000-008 | 1447   | 1B              | N  | \$ 9,000               | \$ -                                | \$ 9,000          | \$ 1.5437                             | \$ 2.2845                | \$ 138.92          | \$ 230.28           | \$ 24.67   | \$ -   | \$ 66.68                                | \$ 91.36                                    | \$ -   | \$ -   | \$ 91.36                   |
| CPW Properties LLC                           | 53-01-41-709-007.000-008 | 1447   | 1B              | N  | \$ 9,000               | \$ -                                | \$ 9,000          | \$ 1.5437                             | \$ 2.2845                | \$ 138.92          | \$ 230.28           | \$ 24.67   | \$ -   | \$ 66.68                                | \$ 91.36                                    | \$ -   | \$ -   | \$ 91.36                   |
| CPW Properties LLC                           | 53-01-41-709-008.000-008 | 1447   | 1B              | N  | \$ 9,000               | \$ -                                | \$ 9,000          | \$ 1.5437                             | \$ 2.2845                | \$ 138.92          | \$ 230.28           | \$ 24.67   | \$ -   | \$ 66.68                                | \$ 91.36                                    | \$ -   | \$ -   | \$ 91.36                   |
| CPW Properties LLC                           | 53-01-41-709-009.000-008 | 1447   | 1B              | N  | \$ 9,000               | \$ -                                | \$ 9,000          | \$ 1.5437                             | \$ 2.2845                | \$ 138.92          | \$ 230.28           | \$ 24.67   | \$ -   | \$ 66.68                                | \$ 91.36                                    | \$ -   | \$ -   | \$ 91.36                   |
| CPW Properties LLC                           | 53-01-41-709-010.000-008 | 1447   | 1B              | N  | \$ 9,000               | \$ -                                | \$ 9,000          | \$ 1.5437                             | \$ 2.2845                | \$ 138.92          | \$ 230.28           | \$ 24.67   | \$ -   | \$ 66.68                                | \$ 91.36                                    | \$ -   | \$ -   | \$ 91.36                   |
| CPW Properties LLC                           | 53-01-41-709-011.000-008 | 1447   | 1B              | N  | \$ 9,000               | \$ -                                | \$ 9,000          | \$ 1.5437                             | \$ 2.2845                | \$ 138.92          | \$ 230.28           | \$ 24.67   | \$ -   | \$ 66.68                                | \$ 91.36                                    | \$ -   | \$ -   | \$ 91.36                   |
| CPW Properties LLC                           | 53-01-41-709-012.000-008 | 1447   | 1B              | N  | \$ 9,000               | \$ -                                | \$ 9,000          | \$ 1.5437                             | \$ 2.2845                | \$ 138.92          | \$ 230.28           | \$ 24.67   | \$ -   | \$ 66.68                                | \$ 91.36                                    | \$ -   | \$ -   | \$ 91.36                   |
| CPW Properties LLC                           | 53-01-41-709-013.000-008 | 1447   | 1B              | N  | \$ 9,000               | \$ -                                | \$ 9,000          | \$ 1.5437                             | \$ 2.2845                | \$ 138.92          | \$ 230.28           | \$ 24.67   | \$ -   | \$ 66.68                                | \$ 91.36                                    | \$ -   | \$ -   | \$ 91.36                   |
| CPW Properties LLC                           | 53-01-41-709-014.000-008 | 1447   | 1B              | N  | \$ 9,000               | \$ -                                | \$ 9,000          | \$ 1.5437                             | \$ 2.2845                | \$ 138.92          | \$ 230.28           | \$ 24.67   | \$ -   | \$ 66.68                                | \$ 91.36                                    | \$ -   | \$ -   | \$ 91.36                   |
| CPW Properties LLC                           | 53-01-41-709-015.000-008 | 1447   | 1B              | N  | \$ 9,000               | \$ -                                | \$ 9,000          | \$ 1.5437                             | \$ 2.2845                | \$ 138.92          | \$ 230.28           | \$ 24.67   | \$ -   | \$ 66.68                                | \$ 91.36                                    | \$ -   | \$ -   | \$ 91.36                   |
| CPW Properties LLC                           | 53-01-41-709-016.000-008 | 1447   | 1B              | N  | \$ 9,000               | \$ -                                | \$ 9,000          | \$ 1.5437                             | \$ 2.2845                | \$ 138.92          | \$ 230.28           | \$ 24.67   | \$ -   | \$ 66.68                                | \$ 91.36                                    | \$ -   | \$ -   | \$ 91.36                   |
| Swiss Properties LLC                         | 53-01-41-709-017.000-008 | 1447   | 1B              | N  | \$ 9,000               | \$ -                                | \$ 9,000          | \$ 1.5437                             | \$ 2.2845                | \$ 138.92          | \$ 230.28           | \$ 24.67   | \$ -   | \$ 66.68                                | \$ 91.36                                    | \$ -   | \$ -   | \$ 91.36                   |
| New Richland 2 Inc                           | 53-01-41-709-018.000-008 | 1447   | 1B              | N  | \$ 9,000               | \$ -                                | \$ 9,000          | \$ 1.5437                             | \$ 2.2845                | \$ 138.92          | \$ 230.28           | \$ 24.67   | \$ -   | \$ 66.68                                | \$ 91.36                                    | \$ -   | \$ -   | \$ 91.36                   |
| Jeffers, Gregory A                           | 53-01-41-709-019.000-008 | 1447   | 1B              | N  | \$ 9,000               | \$ -                                | \$ 9,000          | \$ 1.5437                             | \$ 2.2845                | \$ 138.92          | \$ 230.28           | \$ 24.67   | \$ -   | \$ 66.68                                | \$ 91.36                                    | \$ -   | \$ -   | \$ 91.36                   |
| New Richland 2 Inc                           | 53-01-41-709-020.000-008 | 1447   | 1B              | N  | \$ 9,000               | \$ -                                | \$ 9,000          | \$ 1.5437                             | \$ 2.2845                | \$ 138.92          | \$ 230.28           | \$ 24.67   | \$ -   | \$ 66.68                                | \$ 91.36                                    | \$ -   | \$ -   | \$ 91.36                   |
| New Richland 2 Inc                           | 53-01-41-709-021.000-008 | 1447   | 1B              | N  | \$ 9,000               | \$ -                                | \$ 9,000          | \$ 1.5437                             | \$ 2.2845                | \$ 138.92          | \$ 230.28           | \$ 24.67   | \$ -   | \$ 66.68                                | \$ 91.36                                    | \$ -   | \$ -   | \$ 91.36                   |
| Richland Const Co Inc                        | 53-08-17-300-003.000-008 | 1447   | 1B              | N  | \$ -                   | \$ -                                | \$ -              | \$ 1.5437                             | \$ 2.2845                | \$ -               | \$ -                | \$ -   | \$ -   | \$ -                                    | \$ -  | \$ -   | \$ -   | \$ -                       |
| Batchelor Heights Homeowners Association Inc | 53-08-17-304-109.000-008 | 1447   | 1B              | N  | \$ -                   | \$ -                                | \$ -              | \$ 1.5437                             | \$ 2.2845                | \$ -               | \$ -                | \$ -   | \$ -   | \$ -                                    | \$ -  | \$ 69.36   | \$ 22.20   | \$ (91.56)                 |
| Felling, Shane & Chance Felling              | 53-08-17-304-020.000-008 | 1447   | 1B              | N  | \$ 147,900             | \$ -                                | \$ 147,900        | \$ 1.5437                             | \$ 2.2845                | \$ 2,283.12        | \$ 3,472.48         | \$ 372.05  | \$ -   | \$ 817.31                               | \$ 1,189.36                                 | \$ 69.36   | \$ 22.20   | \$ 1,097.80                |
| Felling, Shane & Chance Felling              | 53-08-17-304-097.000-008 | 1447   | 1B              | N  | \$ 154,500             | \$ -                                | \$ 154,500        | \$ 1.5437                             | \$ 2.2845                | \$ 2,385.02        | \$ 3,627.44         | \$ 388.65  | \$ -   | \$ 853.76                               | \$ 1,242.42                                 | \$ 69.36   | \$ 22.20   | \$ 1,150.86                |
| Wightman, Gregory B & Katelyn H              | 53-08-17-304-019.000-008 | 1447   | 1B              | N  | \$ 156,000             | \$ 86,850                           | \$ 69,150         | \$ 1.5437                             | \$ 2.2845                | \$ 1,029.62        | \$ 1,706.56         | \$ 182.85  | \$ -   | \$ 494.09                               | \$ 676.94                                   | \$ 69.36   | \$ 22.20   | \$ 585.38                  |
| Morris, James T & Michelle L Burgin          | 53-08-20-103-003.000-008 |        | 1B              | N  | \$ 202,500             | \$ 103,125                          | \$ 99,375         | \$ 1.5437                             | \$ 2.2845                | \$ 1,479.64        | \$ 2,375.18         | \$ 254.48  | \$ -   | \$ 641.06                               | \$ 895.54                                   | \$ 69.36   | \$ 37.08   | \$ 789.10                  |
| Mellenkamp, John J.                          | 53-08-20-103-022.000-008 |        | 1B              | N  | \$ 206,400             | \$ -                                | \$ 206,400        | \$ 1.5437                             | \$ 2.2845                | \$ 3,186.20        | \$ 4,867.05         | \$ 521.47  | \$ -   | \$ 1,159.38                             | \$ 1,680.85                                 | \$ 69.36   | \$ 37.08   | \$ 1,574.41                |
| Schunk, David G & Lisa K                     | 53-08-20-103-024.000-008 | 2405   | 1B              | N  | \$ 199,700             | \$ 102,040                          | \$ 97,660         | \$ 1.5437                             | \$ 2.2845                | \$ 1,454.12        | \$ 2,338.61         | \$ 250.56  | \$ -   | \$ 633.93                               | \$ 884.49                                   | \$ 69.36   | \$ 22.20   | \$ 792.93                  |
| Pease, Bob & Linda L.                        | 53-08-20-103-023.000-008 |        | 1B              | N  | \$ 184,400             | \$ 96,475                           | \$ 87,925         | \$ 1.5437                             | \$ 2.2845                | \$ 1,309.16        | \$ 2,150.03         | \$ 230.36  | \$ -   | \$ 610.51                               | \$ 840.87                                   | \$ 69.36   | \$ 37.08   | \$ 734.43                  |
| Willen, Michael R & Tiffany A                | 53-08-20-103-025.000-008 |        | 1B              | N  | \$ 221,800             | \$ 109,110                          | \$ 112,690        | \$ 1.5437                             | \$ 2.2845                | \$ 1,677.92        | \$ 2,581.07         | \$ 276.55  | \$ -   | \$ 626.60                               | \$ 903.15                                   | \$ 69.36   | \$ 37.08   | \$ 796.71                  |
| Mundy, J. Mark & Shirley L.                  | 53-08-20-103-006.000-008 |        | 1B              | N  | \$ 205,800             | \$ 104,280                          | \$ 101,520        | \$ 1.5437                             | \$ 2.2845                | \$ 1,511.60        | \$ 2,414.45         | \$ 258.68  | \$ -   | \$ 644.16                               | \$ 902.85                                   | \$ 69.36   | \$ 37.08   | \$ 796.41                  |
| Rhny, Lee D & Darlene M                      | 53-08-20-103-002.000-008 |        | 1B              | N  | \$ 221,800             | \$ 106,880                          | \$ 114,920        | \$ 1.5437                             | \$ 2.2845                | \$ 1,711.12        | \$ 2,608.10         | \$ 279.43  | \$ -   | \$ 617.55                               | \$ 896.98                                   | \$ 69.36   | \$ 37.08   | \$ 790.54                  |
| Woodard, Thomas C & Karen H                  | 53-08-20-103-017.000-008 |        | 1B              | N  | \$ 208,100             | \$ 104,000                          | \$ 104,100        | \$ 1.5437                             | \$ 2.2845                | \$ 1,550.06        | \$ 2,410.73         | \$ 258.29  | \$ -   | \$ 602.38                               | \$ 860.67                                   | \$ 69.36   | \$ 37.08   | \$ 754.23                  |
| Payne, Thomas E & Kelly L                    | 53-08-20-103-018.000-008 |        | 1B              | N  | \$ 201,400             | \$ 102,740                          | \$ 98,660         | \$ 1.5437                             | \$ 2.2845                | \$ 1,469.00        | \$ 2,362.09         | \$ 253.08  | \$ -   | \$ 640.01                               | \$ 893.09                                   | \$ 69.36   | \$ 37.08   | \$ 786.65                  |
| Schroeder, Douglas L & Kathleen L            | 53-08-20-103-008.000-008 |        | 1B              | N  | \$ 237,600             | \$ 110,940                          | \$ 126,660        | \$ 1.5437                             | \$ 2.2845                | \$ 1,888.24        | \$ 2,853.62         | \$ 305.74  | \$ -   | \$ 659.64                               | \$ 965.38                                   | \$ 69.36   | \$ 22.20   | \$ 873.82                  |
| Butcher, Aaron D & Heather D                 | 53-08-20-106-011.000-008 |        | 1B              | N  | \$ 275,700             | \$ 127,905                          | \$ 147,795        | \$ 1.5437                             | \$ 2.2845                | \$ 2,200.60        | \$ 3,220.36         | \$ 345.03  | \$ -   | \$ 674.73                               | \$ 1,019.76                                 | \$ 69.36   | \$ 22.20   | \$ 928.20                  |
| Hamilton, Ronald E & Teresa J                | 53-08-20-106-024.000-008 |        | 1B              | N  | \$ 204,900             | \$ 100,440                          | \$ 104,460        | \$ 1.5437                             | \$ 2.2845                | \$ 1,556.20        | \$ 2,427.50         | \$ 260.09  | \$ -   | \$ 611.22                               | \$ 871.30                                   | \$ 69.36   | \$ 22.20   | \$ 779.74                  |
| Clark, Judie S                               | 53-08-20-106-016.000-008 | 2401   | 1B              | N  | \$ 237,200             | \$ 115,270                          | \$ 121,930        | \$ 1.5437                             | \$ 2.2845                | \$ 1,815.48        | \$ 2,788.16         | \$ 298.74  | \$ -   | \$ 673.94                               | \$ 972.68                                   | \$ 69.36   | \$ 22.20   | \$ 881.12                  |
| Brewer, James A & Melissa                    | 53-08-20-106-001.000-008 | 1384   | 1B              | N  | \$ 183,200             | \$ 96,020                           | \$ 87,180         | \$ 1.5437                             | \$ 2.2845                | \$ 1,298.08        | \$ 2,134.68         | \$ 228.72  | \$ -   | \$ 607.87                               | \$ 836.60                                   | \$ 69.36   | \$ 22.20   | \$ 745.04                  |
| Albright, Lily B                             | 53-08-20-106-010.000-008 |        | 1B              | N  | \$ 210,800             | \$ 106,030                          | \$ 104,770        | \$ 1.5437                             | \$ 2.2845                | \$ 1,559.98        | \$ 2,473.95         | \$ 265.06  | \$ -   | \$ 648.91                               | \$ 913.97                                   | \$ 69.36   | \$ 22.20   | \$ 822.41                  |
| Bridgett, Neal E & Barbara D                 | 53-08-20-106-034.000-008 |        | 1B              | N  | \$ 230,000             | \$ 112,750                          | \$ 117,250        | \$ 1.5437                             | \$ 2.2845                | \$ 1,745.80        | \$ 2,702.46         | \$ 289.55  | \$ -   | \$ 667.11                               | \$ 956.66                                   | \$ 69.36   | \$ 22.20   | \$ 865.10                  |
| Jesseph, John M & Jamie M                    | 53-08-20-106-027.000-008 |        | 1B              | N  | \$ 254,100             | \$ 3,000                            | \$ 251,100        | \$ 1.5437                             | \$ 2.2845                | \$ 3,876.24        | \$ 5,962.67         | \$ 638.86  | \$ -   | \$ 1,447.57                             | \$ 2,086.43                                 | \$ 69.36   | \$ 22.20   | \$ 1,994.87                |
| Hartman, Jerry K & Sarah P                   | 53-08-20-106-048.000-008 |        | 1B              | N  | \$ 193,900             | \$ 100,115                          | \$ 93,785         | \$ 1.5437                             | \$ 2.2845                | \$ 1,396.42        | \$ 2,272.83         | \$ 243.51  | \$ -   | \$ 632.89                               | \$ 876.41                                   | \$ 69.36   | \$ 22.20   | \$ 784.85                  |
| Jones, Jeffrey S                             | 53-08-20-106-050.000-008 |        | 1B              | N  | \$ 171,200             | \$ -                                | \$ 171,200        | \$ 1.5437                             | \$ 2.2845                | \$ 2,642.80        | \$ 4,019.53         | \$ 430.66  | \$ -   | \$ 946.07                               | \$ 1,376.73                                 | \$ 69.36   | \$ 22.20   | \$ 1,285.17                |
| Glasscott, Michael O Jr & Joana M            | 53-08-20-106-007.000-008 |        | 1B              | N  | \$ 200,000             | \$ 102,250                          | \$ 97,750         | \$ 1.5437                             | \$ 2.2845                | \$ 1,455.46        | \$ 2,345.43         | \$ 251.30  | \$ -   | \$ 638.67                               | \$ 889.97                                   | \$ 69.36   | \$ 22.20   | \$ 798.41                  |
| Miller, Jeffrey A & Lori A.                  | 53-08-20-106-042.000-008 |        | 1B              | N  | \$ 211,900             | \$ 103,100                          | \$ 108,800        | \$ 1.5437                             | \$ 2.2845                | \$ 1,620.48        | \$ 2,502.60         | \$ 268.14  | \$ -   | \$ 613.99                               | \$ 882.12                                   | \$ 69.36   | \$ 37.08   | \$ 775.68                  |
| Kilzer, Joel R & Joel Ray                    | 53-08-20-106-045.000-008 |        | 1B              | N  | \$ 212,000             | \$ 106,450                          | \$ 105,550        | \$ 1.5437                             | \$ 2.2845                | \$ 1,571.60        | \$ 2,488.24         | \$ 266.60  | \$ -   | \$ 650.04                               | \$ 916.64                                   | \$ 69.36   | \$ 22.20   | \$ 825.08                  |
| Coulter, Moureen & Levasseur, Audrey         | 53-08-20-106-044.000-008 |        | 1B              | N  | \$ 221,000             | \$ 106,285                          | \$ 114,715        | \$ 1.5437                             | \$ 2.2845                | \$ 1,708.56        | \$ 2,610.91         | \$ 279.74  | \$ -   | \$ 622.60                               | \$ 902.35                                   | \$ 69.36   | \$ 37.08   | \$ 795.91                  |
| Wangle Properties LLC                        | 53-01-41-154-000.000-008 |        | 1B              | N  | \$ 102,500             | \$ -                                | \$ 102,500        | \$ 1.5437                             | \$ 2.2845                | \$ 1,582.          |                     |  |  |   |   |  |  |                            |



# City of Bloomington

## Area #1B: South-West Annexation Area - Tax Impacts Analysis

Note (1): This section shows the inc/(dec) in tax bills due to differences between township fire protection rates and the Monroe Fire Protection District fire rate

| Owner Name  | Parcel #                 | Waiver | Annexation Area | AG | 2020 Pay 2021 Gross AV | 2020 Pay 2021 Deductions/Exemptions | 2020 Pay 2021 NAV | Pre-Annex 2020 Pay 2021 Prop Tax Rate | Post-Annex Prop Tax Rate | Pre-Annex Tax Bill | Post-Annex Tax Bill | Net Tax Bill Increase Due Solely to AV Growth (12% - Aggregate over 4 years) | Net Tax Bill Increase Due to Difference Between Fire Rates (1) | Net Tax Bill Increase Due to Annexation | Total Post-Annexation Net Tax Bill Increase | Benefit 1 Yearly Sewer Bill Savings (@ 4000 Gal/Month) | Benefit 2 Yearly Fire Protection (Water Surcharge) Savings | Post-Annex Tax Bill Inc/(Dec) Net of Benefits |
|---|--------------------------|--------|-----------------|----|------------------------|-------------------------------------|-------------------|---------------------------------------|--------------------------|--------------------|---------------------|--|--|---|---|--|--|---|
| Board of Commissioners of Monroe County                   | 53-08-20-101-001.000-008 | 1238   | 1B              | N  | \$ -                   | \$ -                                | \$ -              | \$ 1.5437                             | \$ 2.2845                | \$ -               | \$ -                | \$ -   | \$ -   | \$ -                                    | \$ -  | \$ 69.36   | \$ 14.76   | \$ (84.12)                                    |
| Wright, David R & Johnson , Lana E                        | 53-08-17-102-025.000-008 | 1045   | 1B              | N  | \$ 133,300             | \$ 91,385                           | \$ 41,915         | \$ 1.5437                             | \$ 2.2845                | \$ 624.10          | \$ 1,034.43         | \$ 110.84  | \$ -   | \$ 299.50                               | \$ 410.33                                   | \$ 69.36   | \$ 14.76   | \$ 326.21                                     |
| Gentrify Guy LLC  | 53-08-17-407-009.000-008 | 1251   | 1B              | N  | \$ 91,800              | \$ 64,380                           | \$ 27,420         | \$ 1.5437                             | \$ 2.2845                | \$ 408.28          | \$ 676.69           | \$ 72.49   | \$ -   | \$ 195.91                               | \$ 268.41                                   | \$ 69.36   | \$ 14.76   | \$ 184.29                                     |
| Fischer, Barbara L & Burnell C                            | 53-01-42-423-000.000-008 |        | 1B              | N  | \$ 254,700             | \$ 118,395                          | \$ 136,305        | \$ 1.5437                             | \$ 2.2845                | \$ 2,029.52        | \$ 2,999.66         | \$ 321.40  | \$ -   | \$ 648.74                               | \$ 970.14                                   | \$ 69.36   | \$ 22.20   | \$ 878.58                                     |
| Nicholson, Sally A  | 53-08-17-110-011.000-008 |        | 1B              | N  | \$ 209,700             | \$ 94,595                           | \$ 115,105        | \$ 1.5437                             | \$ 2.2845                | \$ 1,726.44        | \$ 2,778.87         | \$ 297.74  | \$ -   | \$ 754.69                               | \$ 1,052.43                                 | \$ 69.36   | \$ 22.20   | \$ 960.87                                     |
| Brown, Anthony C. & Pamela S.                             | 53-08-17-102-019.000-008 |        | 1B              | N  | \$ 154,500             | \$ 86,325                           | \$ 68,175         | \$ 1.5437                             | \$ 2.2845                | \$ 1,015.10        | \$ 1,682.49         | \$ 180.27  | \$ -   | \$ 487.12                               | \$ 667.39                                   | \$ 69.36   | \$ 14.76   | \$ 583.27                                     |
| City of Bloomington, Indiana, Board of Park Commissioners | 53-08-16-200-042.000-009 |        | 1B              | N  | \$ -                   | \$ -                                | \$ -              | \$ 2.0669                             | \$ 2.0675                | \$ -               | \$ -                | \$ -   | \$ -   | \$ -                                    | \$ -  | \$ -   | \$ -   | \$ -  |
| Labella, John M & Jessica L                               | 53-08-17-110-012.000-008 |        | 1B              | N  | \$ 154,400             | \$ -                                | \$ 154,400        | \$ 1.5437                             | \$ 2.2845                | \$ 2,383.48        | \$ 3,625.09         | \$ 388.40  | \$ -   | \$ 853.21                               | \$ 1,241.61                                 | \$ 69.36   | \$ 14.76   | \$ 1,157.49                                   |
| Weaver, Hallie W Jr & Melissa R                           | 53-08-20-207-001.000-008 |        | 1B              | N  | \$ 149,300             | \$ 78,905                           | \$ 70,395         | \$ 1.5437                             | \$ 2.2845                | \$ 1,055.28        | \$ 1,749.06         | \$ 187.39  | \$ -   | \$ 506.39                               | \$ 693.78                                   | \$ 69.36   | \$ 22.20   | \$ 602.22                                     |
| Smith, John Lewis & Mary Esther                           | 53-08-20-206-005.000-008 |        | 1B              | N  | \$ 213,600             | \$ 104,010                          | \$ 109,590        | \$ 1.5437                             | \$ 2.2845                | \$ 1,631.76        | \$ 2,510.52         | \$ 268.99  | \$ -   | \$ 609.78                               | \$ 878.76                                   | \$ -   | \$ -   | \$ 878.76                                     |
| Shirley, David F & Janet C                                | 53-08-20-206-002.000-008 |        | 1B              | N  | \$ 23,500              | \$ -                                | \$ 23,500         | \$ 1.5437                             | \$ 2.2845                | \$ 362.76          | \$ 601.28           | \$ 64.42   | \$ -   | \$ 174.10                               | \$ 238.52                                   | \$ -   | \$ -   | \$ 238.52                                     |
| Groves, Daniel L  | 53-08-20-206-001.000-008 |        | 1B              | N  | \$ 229,000             | \$ 109,110                          | \$ 119,890        | \$ 1.5437                             | \$ 2.2845                | \$ 1,788.64        | \$ 2,745.68         | \$ 294.18  | \$ -   | \$ 662.86                               | \$ 957.04                                   | \$ -   | \$ -   | \$ 957.04                                     |
| Moore, Chad A & Tonya                                     | 53-08-17-301-049.000-008 | 2061   | 1B              | N  | \$ 207,000             | \$ 99,940                           | \$ 107,060        | \$ 1.5437                             | \$ 2.2845                | \$ 1,599.88        | \$ 2,541.33         | \$ 272.28  | \$ -   | \$ 669.17                               | \$ 941.45                                   | \$ 69.36   | \$ 37.08   | \$ 835.01                                     |
| Feagans, Jason & Jamie                                    | 53-08-20-206-003.000-008 |        | 1B              | N  | \$ 308,400             | \$ 135,815                          | \$ 172,585        | \$ 1.5437                             | \$ 2.2845                | \$ 2,574.92        | \$ 3,733.04         | \$ 399.97  | \$ -   | \$ 758.16                               | \$ 1,158.12                                 | \$ -   | \$ -   | \$ 1,158.12                                   |
| City of Bloomington, Indiana                              | 53-08-20-206-004.000-008 |        | 1B              | N  | \$ -                   | \$ -                                | \$ -              | \$ 1.5437                             | \$ 2.2845                | \$ -               | \$ -                | \$ -   | \$ -   | \$ -                                    | \$ -  | \$ -   | \$ -   | \$ -  |
| Moore, Chad A & Tonya                                     | 53-08-17-301-001.000-008 | 2061   | 1B              | N  | \$ 39,000              | \$ -                                | \$ 39,000         | \$ 1.5437                             | \$ 2.2845                | \$ 602.04          | \$ 997.87           | \$ 106.91  | \$ -   | \$ 288.91                               | \$ 395.83                                   | \$ -   | \$ -   | \$ 395.83                                     |
| Henderson, David J & Hope L                               | 53-08-20-205-026.000-008 |        | 1B              | N  | \$ 465,400             | \$ 185,795                          | \$ 279,605        | \$ 1.5437                             | \$ 2.2845                | \$ 4,176.20        | \$ 5,795.85         | \$ 620.99  | \$ -   | \$ 998.66                               | \$ 1,619.65                                 | \$ 69.36   | \$ 22.20   | \$ 1,528.09                                   |
| Rees, Michele E   | 53-08-17-102-078.000-008 |        | 1B              | N  | \$ 168,300             | \$ 88,155                           | \$ 80,145         | \$ 1.5437                             | \$ 2.2845                | \$ 1,193.32        | \$ 1,971.39         | \$ 211.21  | \$ -   | \$ 566.86                               | \$ 778.07                                   | \$ 69.36   | \$ 14.76   | \$ 693.95                                     |
| Dickerson, Alexander                                      | 53-08-17-101-006.000-008 | 1843   | 1B              | N  | \$ 202,300             | \$ 100,055                          | \$ 102,245        | \$ 1.5437                             | \$ 2.2845                | \$ 1,522.40        | \$ 2,376.03         | \$ 254.57  | \$ -   | \$ 599.06                               | \$ 853.63                                   | \$ -   | \$ -   | \$ 853.63                                     |
| LaBella, John M & Jessica L                               | 53-08-17-100-041.000-008 |        | 1B              | N  | \$ 180,200             | \$ 94,340                           | \$ 85,860         | \$ 1.5437                             | \$ 2.2845                | \$ 1,278.42        | \$ 2,079.48         | \$ 222.80  | \$ -   | \$ 578.26                               | \$ 801.06                                   | \$ 69.36   | \$ 37.08   | \$ 694.62                                     |
| Reamer, Abigail B   | 53-08-17-102-020.000-008 | 1044   | 1B              | N  | \$ 150,200             | \$ 81,390                           | \$ 68,810         | \$ 1.5437                             | \$ 2.2845                | \$ 1,028.28        | \$ 1,704.33         | \$ 182.60  | \$ -   | \$ 493.45                               | \$ 676.05                                   | \$ 69.36   | \$ 22.20   | \$ 584.49                                     |
| Sparks, Katherine E & John D                              | 53-08-17-402-011.000-008 | 2290   | 1B              | N  | \$ 142,800             | \$ 79,230                           | \$ 63,570         | \$ 1.5437                             | \$ 2.2845                | \$ 946.52          | \$ 1,568.83         | \$ 168.08  | \$ -   | \$ 454.23                               | \$ 622.31                                   | \$ -   | \$ -   | \$ 622.31                                     |
| Cooper, James C & Melissa                                 | 53-01-42-508-000.000-008 |        | 1B              | N  | \$ 271,800             | \$ 121,790                          | \$ 150,010        | \$ 1.5437                             | \$ 2.2845                | \$ 2,237.64        | \$ 3,304.43         | \$ 354.04  | \$ -   | \$ 712.75                               | \$ 1,066.79                                 | \$ 69.36   | \$ 14.76   | \$ 982.67                                     |
| Jones, David W & Sally A Macleod                          | 53-08-17-400-019.000-008 |        | 1B              | N  | \$ 116,500             | \$ 70,025                           | \$ 46,475         | \$ 1.5437                             | \$ 2.2845                | \$ 692.00          | \$ 1,146.96         | \$ 122.89  | \$ -   | \$ 332.07                               | \$ 454.96                                   | \$ 69.36   | \$ 14.76   | \$ 370.84                                     |
| Parrott, Joseph M Family Trust                            | 53-08-17-102-024.000-008 |        | 1B              | N  | \$ 140,500             | \$ 92,425                           | \$ 48,075         | \$ 1.5437                             | \$ 2.2845                | \$ 389.50          | \$ 397.29           | \$ -   | \$ -   | \$ 7.79                                 | \$ 7.79                                     | \$ 69.36   | \$ 14.76   | \$ (76.33)                                    |
| Nelson, Brian W.  | 53-08-17-102-023.000-008 |        | 1B              | N  | \$ 150,000             | \$ 81,750                           | \$ 68,250         | \$ 1.5437                             | \$ 2.2845                | \$ 1,016.22        | \$ 1,684.34         | \$ 180.47  | \$ -   | \$ 487.66                               | \$ 668.12                                   | \$ 69.36   | \$ 22.20   | \$ 576.56                                     |
| Walsh, Anthony B & Lori D                                 | 53-08-17-104-001.000-008 | 1911   | 1B              | N  | \$ 125,100             | \$ -                                | \$ 125,100        | \$ 1.5437                             | \$ 2.2845                | \$ 1,931.16        | \$ 2,937.17         | \$ 314.70  | \$ -   | \$ 691.31                               | \$ 1,006.01                                 | \$ 69.36   | \$ 22.20   | \$ 914.45                                     |
| Krebs, Peggy  | 53-08-17-102-032.000-008 |        | 1B              | N  | \$ 144,500             | \$ 93,825                           | \$ 50,675         | \$ 1.5437                             | \$ 2.2845                | \$ 446.34          | \$ 455.27           | \$ -   | \$ -   | \$ 8.93                                 | \$ 8.93                                     | \$ 69.36   | \$ 14.76   | \$ (75.19)                                    |
| Wolfe Family Revocable Living Trust                       | 53-08-17-301-182.000-008 | 1599   | 1B              | N  | \$ 225,700             | \$ 133,205                          | \$ 92,495         | \$ 1.5437                             | \$ 2.2845                | \$ 1,377.22        | \$ 2,282.68         | \$ 244.56  | \$ -   | \$ 660.89                               | \$ 905.46                                   | \$ 69.36   | \$ 22.20   | \$ 813.90                                     |
| Rosa, Iris  | 53-01-41-741-116.000-008 | 2115   | 1B              | N  | \$ 126,200             | \$ -                                | \$ 126,200        | \$ 1.5437                             | \$ 2.2845                | \$ 1,948.16        | \$ 2,962.99         | \$ 317.46  | \$ -   | \$ 697.37                               | \$ 1,014.83                                 | \$ 69.36   | \$ 22.20   | \$ 923.27                                     |
| Larson, Anne G  | 53-01-41-741-117.000-008 | 2115   | 1B              | N  | \$ 126,200             | \$ 76,420                           | \$ 49,780         | \$ 1.5437                             | \$ 2.2845                | \$ 741.20          | \$ 1,228.53         | \$ 131.64  | \$ -   | \$ 355.69                               | \$ 487.33                                   | \$ 69.36   | \$ 22.20   | \$ 395.77                                     |
| Parmenter, Megan E  | 53-08-17-200-001.001-008 | 1253   | 1B              | N  | \$ 192,000             | \$ 99,450                           | \$ 92,550         | \$ 1.5437                             | \$ 2.2845                | \$ 1,378.04        | \$ 2,250.22         | \$ 241.10  | \$ -   | \$ 631.09                               | \$ 872.18                                   | \$ 69.36   | \$ 22.20   | \$ 780.62                                     |
| Lone, CaSandra  | 53-08-17-200-001.002-008 | 1253   | 1B              | N  | \$ 190,800             | \$ 99,030                           | \$ 91,770         | \$ 1.5437                             | \$ 2.2845                | \$ 1,366.42        | \$ 2,235.93         | \$ 239.56  | \$ -   | \$ 629.95                               | \$ 869.51                                   | \$ 69.36   | \$ 22.20   | \$ 777.95                                     |
| Roberson, Kenneth L                                       | 53-08-17-200-001.003-008 | 2338   | 1B              | N  | \$ 197,200             | \$ 101,270                          | \$ 95,930         | \$ 1.5437                             | \$ 2.2845                | \$ 1,428.36        | \$ 2,312.11         | \$ 247.73  | \$ -   | \$ 636.02                               | \$ 883.75                                   | \$ 69.36   | \$ 22.20   | \$ 792.19                                     |
| Walsh, Brian A & Jessica M                                | 53-08-17-200-001.004-008 | 2338   | 1B              | N  | \$ 197,200             | \$ 101,270                          | \$ 95,930         | \$ 1.5437                             | \$ 2.2845                | \$ 1,428.36        | \$ 2,312.11         | \$ 247.73  | \$ -   | \$ 636.02                               | \$ 883.75                                   | \$ 69.36   | \$ 22.20   | \$ 792.19                                     |
| Algood, Jeffrey J   | 53-08-17-200-001.005-008 | 2338   | 1B              | N  | \$ 189,400             | \$ 98,540                           | \$ 90,860         | \$ 1.5437                             | \$ 2.2845                | \$ 1,352.88        | \$ 2,219.27         | \$ 237.78  | \$ -   | \$ 628.62                               | \$ 866.39                                   | \$ 69.36   | \$ 22.20   | \$ 774.83                                     |
| Hampton, Labraun  | 53-08-17-200-001.006-008 | 2338   | 1B              | N  | \$ 189,400             | \$ 98,540                           | \$ 90,860         | \$ 1.5437                             | \$ 2.2845                | \$ 1,352.88        | \$ 2,219.27         | \$ 237.78  | \$ -   | \$ 628.62                               | \$ 866.39                                   | \$ 69.36   | \$ 22.20   | \$ 774.83                                     |
| llagan, Angel & Leslie                                    | 53-08-17-200-001.007-008 | 2338   | 1B              | N  | \$ 203,300             | \$ -                                | \$ 203,300        | \$ 1.5437                             | \$ 2.2845                | \$ 3,138.34        | \$ 4,773.19         | \$ 511.41  | \$ -   | \$ 1,123.44                             | \$ 1,634.85                                 | \$ -   | \$ -   | \$ 1,634.85                                   |
| Schmidt, Christina Fischetti                              | 53-08-17-200-001.008-008 | 2338   | 1B              | N  | \$ 203,300             | \$ 103,405                          | \$ 99,895         | \$ 1.5437                             | \$ 2.2845                | \$ 1,487.40        | \$ 2,384.69         | \$ 255.50  | \$ -   | \$ 641.80                               | \$ 897.29                                   | \$ -   | \$ -   | \$ 897.29                                     |
| Bowden, Crag David & Tisa L                               | 53-08-17-200-001.009-008 | 1253   | 1B              | N  | \$ 188,900             | \$ -                                | \$ 188,900        | \$ 1.5437                             | \$ 2.2845                | \$ 2,916.04        | \$ 4,435.10         | \$ 475.19  | \$ -   | \$ 1,043.87                             | \$ 1,519.06                                 | \$ 69.36   | \$ 22.20   | \$ 1,427.50                                   |
| Rossi, Claudia A & Roberto Madrigal Serrano               | 53-08-17-200-001.010-008 | 1253   | 1B              | N  | \$ 188,900             | \$ 98,365                           | \$ 90,535         | \$ 1.5437                             | \$ 2.2845                | \$ 1,348.04        | \$ 2,213.32         | \$ 237.14  | \$ -   | \$ 628.15                               | \$ 865.28                                   | \$ 69.36   | \$ 22.20   | \$ 773.72                                     |
| Riveire, Jon T Jr   | 53-08-17-200-001.011-008 | 1253   | 1B              | N  | \$ 177,600             | \$ 94,410                           | \$ 83,190         | \$ 1.5437                             | \$ 2.2845                | \$ 1,238.66        | \$ 2,053.05         | \$ 219.97  | \$ -   | \$ 594.41                               | \$ 814.39                                   | \$ 69.36   | \$ 22.20   | \$ 722.83                                     |
| Park, Joong M & Sandra                                    | 53-08-17-200-001.012-008 | 1253   | 1B              | N  | \$ 177,600             | \$ 94,410                           | \$ 83,190         | \$ 1.5437                             | \$ 2.2845                | \$ 1,238.66        | \$ 2,053.05         | \$ 219.97  | \$ -   | \$ 594.41                               | \$ 814.39                                   | \$ 69.36   | \$ 22.20   | \$ 722.83                                     |
| Ladyman, Courtney Kay                                     | 53-08-17-200-001.013-008 | 1253   | 1B              | N  | \$ 183,400             | \$ 96,440                           | \$ 86,960         | \$ 1.5437                             | \$ 2.2845                | \$ 1,294.80        | \$ 2,146.08         | \$ 229.93  | \$ -   | \$ 621.35                               | \$ 851.28                                   | \$ 69.36   | \$ 22.20   | \$ 759.72                                     |
| Goode, John M III   | 53-08-17-200-001.014-008 | 1253   | 1B              | N  | \$ 183,400             | \$ 96,440                           | \$ 86,960         | \$ 1.5437                             | \$ 2.2845                | \$ 1,294.80        | \$ 2,146.08         | \$ 229.93  | \$ -   | \$ 621.35                               | \$ 851.28                                   | \$ 69.36   | \$ 22.20   | \$ 759.72                                     |
| Rush, Judy L  | 53-08-17-200-001.015-008 | 1253   | 1B              | N  | \$ 180,000             | \$ 95,250                           | \$ 84,750         | \$ 1.5437                             | \$ 2.2845                | \$ 1,261.90        | \$ 2,091.55         | \$ 224.09  | \$ -   | \$ 605.55                               | \$ 829.65                                   | \$ 69.36   | \$ 22.20   | \$ 738.09                                     |
| Talley, Jesse L: Valladarez Saines, Amikar Y              | 53-08-17-200-001.016-008 | 1253   | 1B              | N  | \$ 180,000             | \$ 95,250                           | \$ 84,750         | \$ 1.5437                             | \$ 2.2845                | \$ 1,261.90        | \$ 2,091.55         | \$ 224.09  | \$ -   | \$ 605.55                               | \$ 829.65                                   | \$ 69.36   | \$ 22.20   | \$ 738.09                                     |
| Rucola Dev Corp   | 53-08-17-200-001.099-008 | 1253   | 1B              | N  | \$ -                   | \$ -                                | \$ -              | \$ 1.5437                             | \$ 2.2845                | \$ -               | \$ -                | \$ -   | \$ -   | \$ -                                    | \$ -  | \$ -   | \$ -   | \$ -  |
| Sroufe, Jeffrey M   | 53-08-17-304-095.000-008 | 1447   | 1B              | N  | \$ 152,900             | \$ 82,765                           | \$ 70,135         | \$                                    |                          |                    |                     |  |  |   |   |  |  |   |

# City of Bloomington

## Area #1B: South-West Annexation Area - Tax Impacts Analysis

Note (1): This section shows the inc/(dec) in tax bills due to differences between township fire protection rates and the Monroe Fire Protection District fire rate

| Owner Name   | Parcel #                 | Waiver | Annexation Area | AG | 2020 Pay 2021 Gross AV | 2020 Pay 2021 Deductions /Exemptions | 2020 Pay 2021 NAV | Pre-Annex 2020 Pay 2021 Prop Tax Rate | Post-Annex Prop Tax Rate | Pre-Annex Tax Bill | Post-Annex Tax Bill | Net Tax Bill Increase Due Solely to AV Growth (12% - Aggregate over 4 years) | Net Tax Bill Increase Due to Difference Between Fire Rates (1) | Net Tax Bill Increase Due to Annexation | Total Post-Annexation Net Tax Bill Increase | Benefit 1 Yearly Sewer Bill Savings (@ 4000 Gal/Month) | Benefit 2 Yearly Fire Protection (Water Surcharge) Savings | Post-Annex Net of Benefits Tax Bill Inc/(Dec) |
|--|--------------------------|--------|-----------------|----|------------------------|--------------------------------------|-------------------|---------------------------------------|--------------------------|--------------------|---------------------|--|--|---|---|--|--|---|
| Ratts, Tracy F & Michelle L  | 53-08-17-301-204.000-008 | 1599   | 1B              | N  | \$ 227,300             | \$ 136,765                           | \$ 90,535         | \$ 1.5437                             | \$ 2.2845                | \$ 1,348.04        | \$ 2,234.31         | \$ 239.39  | \$ -   | \$ 646.88                               | \$ 886.27                                   | \$ 69.36   | \$ 22.20   | \$ 794.71                                     |
| Jourdan, Kurt R & Jennifer L   | 53-08-17-301-136.000-008 | 1599   | 1B              | N  | \$ 235,200             | \$ 114,570                           | \$ 120,630        | \$ 1.5437                             | \$ 2.2845                | \$ 1,796.14        | \$ 2,764.35         | \$ 296.19  | \$ -   | \$ 672.03                               | \$ 968.21                                   | \$ 69.36   | \$ 22.20   | \$ 876.65                                     |
| Milhoan, Keith & Margaret  | 53-08-17-301-203.000-008 | 1599   | 1B              | N  | \$ 293,800             | \$ 135,080                           | \$ 158,720        | \$ 1.5437                             | \$ 2.2845                | \$ 2,363.28        | \$ 3,461.74         | \$ 370.89  | \$ -   | \$ 727.57                               | \$ 1,098.46                                 | \$ 69.36   | \$ 22.20   | \$ 1,006.90                                   |
| Torstrick, Richard & Williams , Mary Ann   | 53-08-17-301-070.000-008 | 1599   | 1B              | N  | \$ 275,800             | \$ 125,780                           | \$ 150,020        | \$ 1.5437                             | \$ 2.2845                | \$ 2,233.74        | \$ 3,250.76         | \$ 348.29  | \$ -   | \$ 668.73                               | \$ 1,017.02                                 | \$ 69.36   | \$ 22.20   | \$ 925.46                                     |
| Cox, Steven & Alisha   | 53-08-17-301-071.000-008 | 1599   | 1B              | N  | \$ 255,700             | \$ 121,745                           | \$ 133,955        | \$ 1.5437                             | \$ 2.2845                | \$ 1,994.54        | \$ 3,008.33         | \$ 322.33  | \$ -   | \$ 691.46                               | \$ 1,013.79                                 | \$ 69.36   | \$ 22.20   | \$ 922.23                                     |
| Harris, Patricia Irrevocable Trust & Harris, Patricia K 1% interest & life estat | 53-08-17-301-134.000-008 | 1599   | 1B              | N  | \$ 191,500             | \$ 110,275                           | \$ 81,225         | \$ 1.5437                             | \$ 2.2845                | \$ 946.32          | \$ 965.25           | \$ -   | \$ -   | \$ 18.93                                | \$ 18.93                                    | \$ 69.36   | \$ 22.20   | \$ (72.63)                                    |
| Nguyen, Tuan & Phan Nu Thi   | 53-08-17-301-205.000-008 | 1599   | 1B              | N  | \$ 194,300             | \$ 100,255                           | \$ 94,045         | \$ 1.5437                             | \$ 2.2845                | \$ 1,400.28        | \$ 2,277.58         | \$ 244.02  | \$ -   | \$ 633.29                               | \$ 877.30                                   | \$ 69.36   | \$ 22.20   | \$ 785.74                                     |
| Anthis, Franklin E Jr  | 53-08-17-301-141.000-008 | 1599   | 1B              | N  | \$ 232,900             | \$ 113,765                           | \$ 119,135        | \$ 1.5437                             | \$ 2.2845                | \$ 1,773.88        | \$ 2,736.97         | \$ 293.24  | \$ -   | \$ 669.85                               | \$ 963.09                                   | \$ 69.36   | \$ 22.20   | \$ 871.53                                     |
| Cote, Kenneth W & Sarah R  | 53-01-41-709-701.000-008 | 1599   | 1B              | N  | \$ 327,300             | \$ 146,805                           | \$ 180,495        | \$ 1.5437                             | \$ 2.2845                | \$ 2,687.50        | \$ 3,860.43         | \$ 413.61  | \$ -   | \$ 759.32                               | \$ 1,172.93                                 | \$ 69.36   | \$ 22.20   | \$ 1,081.37                                   |
| Endris, Jason M & Tanya L Cox-   | 53-01-41-709-702.000-008 | 1599   | 1B              | N  | \$ 281,300             | \$ 143,185                           | \$ 138,115        | \$ 1.5437                             | \$ 2.2845                | \$ 2,056.48        | \$ 3,299.53         | \$ 353.52  | \$ -   | \$ 889.52                               | \$ 1,243.05                                 | \$ 69.36   | \$ 22.20   | \$ 1,151.49                                   |
| Blount, Phyllis R  | 53-01-41-709-703.000-008 | 1599   | 1B              | N  | \$ 277,700             | \$ 141,925                           | \$ 135,775        | \$ 1.5437                             | \$ 2.2845                | \$ 2,021.64        | \$ 3,256.68         | \$ 348.93  | \$ -   | \$ 886.11                               | \$ 1,235.04                                 | \$ 69.36   | \$ 22.20   | \$ 1,143.48                                   |
| Hernly, Alexandra M & Minsterketter, Jason T                                     | 53-08-17-301-128.000-008 | 1599   | 1B              | N  | \$ 326,200             | \$ 146,315                           | \$ 179,885        | \$ 1.5437                             | \$ 2.2845                | \$ 2,678.42        | \$ 3,844.09         | \$ 411.86  | \$ -   | \$ 753.81                               | \$ 1,165.67                                 | \$ 69.36   | \$ 22.20   | \$ 1,074.11                                   |
| Hinshaw, Nathan L  | 53-08-17-301-172.000-008 | 1599   | 1B              | N  | \$ 232,300             | \$ 113,555                           | \$ 118,745        | \$ 1.5437                             | \$ 2.2845                | \$ 1,768.08        | \$ 2,729.83         | \$ 292.47  | \$ -   | \$ 669.27                               | \$ 961.75                                   | \$ 69.36   | \$ 22.20   | \$ 870.19                                     |
| Brckalorenz, Benjamin T & Allison M  | 53-08-17-301-068.000-008 | 1599   | 1B              | N  | \$ 264,800             | \$ 124,930                           | \$ 139,870        | \$ 1.5437                             | \$ 2.2845                | \$ 2,082.60        | \$ 3,116.61         | \$ 333.92  | \$ -   | \$ 700.09                               | \$ 1,034.01                                 | \$ 69.36   | \$ 22.20   | \$ 942.45                                     |
| Halliday, Shonte R   | 53-08-17-301-126.000-008 | 1599   | 1B              | N  | \$ 239,100             | \$ -                                 | \$ 239,100        | \$ 1.5437                             | \$ 2.2845                | \$ 3,691.00        | \$ 5,613.72         | \$ 601.47  | \$ -   | \$ 1,321.25                             | \$ 1,922.72                                 | \$ 69.36   | \$ 22.20   | \$ 1,831.16                                   |
| Cazzell, Matthew W & Amy E   | 53-08-17-301-196.000-008 | 1599   | 1B              | N  | \$ 270,800             | \$ 126,855                           | \$ 143,945        | \$ 1.5437                             | \$ 2.2845                | \$ 2,143.28        | \$ 3,182.61         | \$ 340.99  | \$ -   | \$ 698.34                               | \$ 1,039.33                                 | \$ 69.36   | \$ 22.20   | \$ 947.77                                     |
| Shah, Ashish & Deepa   | 53-01-41-709-709.000-008 | 1599   | 1B              | N  | \$ 221,000             | \$ -                                 | \$ 221,000        | \$ 1.5437                             | \$ 2.2845                | \$ 3,411.58        | \$ 5,189.82         | \$ 556.05  | \$ -   | \$ 1,222.18                             | \$ 1,778.24                                 | \$ 69.36   | \$ 22.20   | \$ 1,686.68                                   |
| Brown, Adam Justin & Megan Lynn  | 53-01-41-709-710.000-008 | 1599   | 1B              | N  | \$ 270,500             | \$ 126,925                           | \$ 143,575        | \$ 1.5437                             | \$ 2.2845                | \$ 2,137.78        | \$ 3,184.45         | \$ 341.19  | \$ -   | \$ 705.48                               | \$ 1,046.67                                 | \$ 69.36   | \$ 22.20   | \$ 955.11                                     |
| Norris, Michael A & Kara A   | 53-01-41-709-711.000-008 | 1599   | 1B              | N  | \$ 245,600             | \$ 118,035                           | \$ 127,565        | \$ 1.5437                             | \$ 2.2845                | \$ 1,899.40        | \$ 2,882.71         | \$ 308.87  | \$ -   | \$ 674.45                               | \$ 983.31                                   | \$ 69.36   | \$ 22.20   | \$ 891.75                                     |
| Reyes, Noli & Victoria T   | 53-01-41-709-712.000-008 | 1599   | 1B              | N  | \$ 238,100             | \$ -                                 | \$ 238,100        | \$ 1.5437                             | \$ 2.2845                | \$ 3,675.56        | \$ 5,590.25         | \$ 598.95  | \$ -   | \$ 1,315.73                             | \$ 1,914.69                                 | \$ 69.36   | \$ 22.20   | \$ 1,823.13                                   |
| Paulley, Christy Jo & Joseph O   | 53-01-41-709-713.000-008 | 1599   | 1B              | N  | \$ 182,900             | \$ 96,265                            | \$ 86,635         | \$ 1.5437                             | \$ 2.2845                | \$ 1,289.96        | \$ 2,138.07         | \$ 229.07  | \$ -   | \$ 619.03                               | \$ 848.11                                   | \$ 69.36   | \$ 22.20   | \$ 756.55                                     |
| Cornwell, Debby B  | 53-08-20-106-041.000-008 |        | 1B              | N  | \$ 224,100             | \$ 110,685                           | \$ 113,415        | \$ 1.5437                             | \$ 2.2845                | \$ 1,688.72        | \$ 2,632.25         | \$ 282.03  | \$ -   | \$ 661.50                               | \$ 943.53                                   | \$ 69.36   | \$ 22.20   | \$ 851.97                                     |
| Heinzen, Michael & Victoria  | 53-08-20-106-052.000-008 |        | 1B              | N  | \$ 231,200             | \$ 137,815                           | \$ 93,385         | \$ 1.5437                             | \$ 2.2845                | \$ 1,390.46        | \$ 2,304.64         | \$ 246.92  | \$ -   | \$ 667.26                               | \$ 914.18                                   | \$ 69.36   | \$ 22.20   | \$ 822.62                                     |
| Johnson, James E & Beverly D   | 53-08-17-304-068.000-008 | 1447   | 1B              | N  | \$ 153,400             | \$ -                                 | \$ 153,400        | \$ 1.5437                             | \$ 2.2845                | \$ 2,368.04        | \$ 3,601.61         | \$ 385.89  | \$ -   | \$ 847.68                               | \$ 1,233.57                                 | \$ 69.36   | \$ 22.20   | \$ 1,142.01                                   |
| Parkhouse Properties LLC   | 53-08-17-304-007.000-008 | 1447   | 1B              | N  | \$ 137,600             | \$ -                                 | \$ 137,600        | \$ 1.5437                             | \$ 2.2845                | \$ 2,124.12        | \$ 3,230.65         | \$ 346.14  | \$ -   | \$ 760.39                               | \$ 1,106.53                                 | \$ 69.36   | \$ 22.20   | \$ 1,014.97                                   |
| Beckmeyer, Jonathon  | 53-08-17-304-099.000-008 | 1447   | 1B              | N  | \$ 137,600             | \$ 80,410                            | \$ 57,190         | \$ 1.5437                             | \$ 2.2845                | \$ 851.54          | \$ 1,411.41         | \$ 151.23  | \$ -   | \$ 408.64                               | \$ 559.87                                   | \$ 69.36   | \$ 22.20   | \$ 468.31                                     |
| Love, Nicole   | 53-08-17-304-002.000-008 | 1447   | 1B              | N  | \$ 136,100             | \$ 79,885                            | \$ 56,215         | \$ 1.5437                             | \$ 2.2845                | \$ 837.02          | \$ 1,387.34         | \$ 148.65  | \$ -   | \$ 401.67                               | \$ 550.32                                   | \$ 69.36   | \$ 22.20   | \$ 458.76                                     |
| Lacey, Christopher Michael & Madeline Wyvonne                                    | 53-08-17-304-064.000-008 | 1447   | 1B              | N  | \$ 133,900             | \$ 79,115                            | \$ 54,785         | \$ 1.5437                             | \$ 2.2845                | \$ 815.72          | \$ 1,352.03         | \$ 144.86  | \$ -   | \$ 391.46                               | \$ 536.31                                   | \$ 69.36   | \$ 22.20   | \$ 444.75                                     |
| Reed, Marguerite R   | 53-08-17-304-063.000-008 | 1447   | 1B              | N  | \$ 135,300             | \$ 79,605                            | \$ 55,695         | \$ 1.5437                             | \$ 2.2845                | \$ 829.28          | \$ 1,374.48         | \$ 147.26  | \$ -   | \$ 397.95                               | \$ 545.20                                   | \$ 69.36   | \$ 22.20   | \$ 453.64                                     |
| Kutza, Dawn  | 53-08-17-304-054.000-008 | 1447   | 1B              | N  | \$ 135,300             | \$ 79,605                            | \$ 55,695         | \$ 1.5437                             | \$ 2.2845                | \$ 829.28          | \$ 1,374.48         | \$ 147.26  | \$ -   | \$ 397.95                               | \$ 545.20                                   | \$ 69.36   | \$ 22.20   | \$ 453.64                                     |
| Threatt, Monique L   | 53-08-17-304-021.000-008 | 1447   | 1B              | N  | \$ 140,100             | \$ 81,285                            | \$ 58,815         | \$ 1.5437                             | \$ 2.2845                | \$ 875.74          | \$ 1,451.51         | \$ 155.52  | \$ -   | \$ 420.25                               | \$ 575.77                                   | \$ 69.36   | \$ 22.20   | \$ 484.21                                     |
| Swiss Properties LLC   | 53-08-17-304-094.000-008 | 1447   | 1B              | N  | \$ 137,900             | \$ -                                 | \$ 137,900        | \$ 1.5437                             | \$ 2.2845                | \$ 2,128.76        | \$ 3,237.69         | \$ 346.90  | \$ -   | \$ 762.04                               | \$ 1,108.93                                 | \$ 69.36   | \$ 22.20   | \$ 1,017.37                                   |
| Parker, Joshua L & Lisa R  | 53-08-17-304-096.000-008 | 1447   | 1B              | N  | \$ 137,900             | \$ -                                 | \$ 137,900        | \$ 1.5437                             | \$ 2.2845                | \$ 2,128.76        | \$ 3,237.69         | \$ 346.90  | \$ -   | \$ 762.04                               | \$ 1,108.93                                 | \$ 69.36   | \$ 22.20   | \$ 1,017.37                                   |
| CPW Properties LLC   | 53-08-17-304-026.000-008 | 1447   | 1B              | N  | \$ 135,900             | \$ -                                 | \$ 135,900        | \$ 1.5437                             | \$ 2.2845                | \$ 2,097.88        | \$ 3,190.74         | \$ 341.86  | \$ -   | \$ 750.99                               | \$ 1,092.86                                 | \$ 69.36   | \$ 22.20   | \$ 1,001.30                                   |
| CPW Properties LLC   | 53-08-17-304-067.000-008 | 1447   | 1B              | N  | \$ 135,900             | \$ -                                 | \$ 135,900        | \$ 1.5437                             | \$ 2.2845                | \$ 2,097.88        | \$ 3,190.74         | \$ 341.86  | \$ -   | \$ 750.99                               | \$ 1,092.86                                 | \$ 69.36   | \$ 22.20   | \$ 1,001.30                                   |
| Joe Kemp Construction LLC  | 53-08-17-304-066.000-008 | 1447   | 1B              | N  | \$ 30,000              | \$ -                                 | \$ 30,000         | \$ 1.5437                             | \$ 2.2845                | \$ 463.12          | \$ 767.59           | \$ 82.24   | \$ -   | \$ 222.23                               | \$ 304.47                                   | \$ -   | \$ -   | \$ 304.47                                     |
| Joe Kemp Construction LLC  | 53-08-17-304-022.000-008 | 1447   | 1B              | N  | \$ 30,000              | \$ -                                 | \$ 30,000         | \$ 1.5437                             | \$ 2.2845                | \$ 463.12          | \$ 767.59           | \$ 82.24   | \$ -   | \$ 222.23                               | \$ 304.47                                   | \$ -   | \$ -   | \$ 304.47                                     |
| Joe Kemp Construction LLC  | 53-08-17-304-066.000-008 | 1447   | 1B              | N  | \$ 30,000              | \$ -                                 | \$ 30,000         | \$ 1.5437                             | \$ 2.2845                | \$ 463.12          | \$ 767.59           | \$ 82.24   | \$ -   | \$ 222.23                               | \$ 304.47                                   | \$ -   | \$ -   | \$ 304.47                                     |
| Joe Kemp Construction LLC  | 53-08-17-304-003.000-008 | 1447   | 1B              | N  | \$ 30,000              | \$ -                                 | \$ 30,000         | \$ 1.5437                             | \$ 2.2845                | \$ 463.12          | \$ 767.59           | \$ 82.24   | \$ -   | \$ 222.23                               | \$ 304.47                                   | \$ -   | \$ -   | \$ 304.47                                     |
| Applegate, Austin T  | 53-08-17-304-001.000-008 | 1447   | 1B              | N  | \$ 30,000              | \$ -                                 | \$ 30,000         | \$ 1.5437                             | \$ 2.2845                | \$ 463.12          | \$ 767.59           | \$ 82.24   | \$ -   | \$ 222.23                               | \$ 304.47                                   | \$ -   | \$ -   | \$ 304.47                                     |
| Wotell, Mark   | 53-08-17-304-062.000-008 | 1447   | 1B              | N  | \$ 30,000              | \$ 3,000                             | \$ 27,000         | \$ 1.5437                             | \$ 2.2845                | \$ 416.80          | \$ 690.83           | \$ 74.02   | \$ -   | \$ 200.01                               | \$ 274.03                                   | \$ -   | \$ -   | \$ 274.03                                     |
| Sage Investments LLC   | 53-08-17-304-069.000-008 | 1447   | 1B              | N  | \$ 30,000              | \$ -                                 | \$ 30,000         | \$ 1.5437                             | \$ 2.2845                | \$ 463.12          | \$ 767.59           | \$ 82.24   | \$ -   | \$ 222.23                               | \$ 304.47                                   | \$ -   | \$ -   | \$ 304.47                                     |
| Cala, LLC  | 53-08-17-304-004.000-008 | 1447   | 1B              | N  | \$ 30,000              | \$ -                                 | \$ 30,000         | \$ 1.5437                             | \$ 2.2845                | \$ 463.12          | \$ 767.59           | \$ 82.24   | \$ -   | \$ 222.23                               | \$ 304.47                                   | \$ -   | \$ -   | \$ 304.47                                     |
| Gassman, Joseph A & Stacie R   | 53-08-17-304-065.000-008 | 1447   | 1B              | N  | \$ 30,000              | \$ 3,000                             | \$ 27,000         | \$ 1.5437                             | \$ 2.2845                | \$ 416.80          | \$ 690.83           | \$ 74.02   | \$ -   | \$ 200.01                               | \$ 274.03                                   | \$ -   | \$ -   | \$ 274.03                                     |
| Taylor, Roberta Lee Rev Trust  | 53-08-17-304-055.000-008 | 1447   | 1B              | N  | \$ 134,800             | \$ 93,430                            | \$ 41,370         | \$ 1.5437                             | \$ 2.2845                | \$ 258.24          | \$ 263.40           | \$ -   | \$ -   | \$ 5.16                                 | \$ 5.16                                     | \$ 69.36   | \$ 22.20   | \$ (86.40)                                    |
| Coons, Russell L & Alberta C   | 53-08-20-106-017.000-008 |        | 1B              | N  | \$ 207,700             | \$ 104,630                           | \$ 103,070        | \$ 1.5437                             | \$ 2.2845                | \$ 1,534.68        | \$ 2,427.32         | \$ 260.06  | \$ -   | \$ 632.58                               | \$ 892.64                                   | \$ 69.36   | \$ 22.20   | \$ 801.08                                     |
| Barsun, H Fred & Rita M  | 53-08-20-106-049.000-008 | 1782   | 1B              | N  | \$ 232,300             | \$ 110,555                           | \$ 121,745        | \$ 1.5437                             | \$ 2.2845                | \$ 1,812.74        | \$ 2,733.06         | \$ 292.82  | \$ -   | \$ 627.50                               | \$ 920.32                                   | \$ -   | \$ -   | \$ 920.32                                     |
| Rogers, Danielle L   | 53-08-20-106-035.000-008 |        | 1B              | N  |                        |                                      |                   |                                       |                          |                    |                     |  |  |   |   |  |  |   |

# City of Bloomington

## Area #1B: South-West Annexation Area - Tax Impacts Analysis

Note (1): This section shows the inc/(dec) in tax bills due to differences between township fire protection rates and the Monroe Fire Protection District fire rate

| Owner Name  | Parcel #                 | Waiver | Annexation Area | AG | 2020 Pay 2021 Gross AV | 2020 Pay 2021 Deductions/Exemptions | 2020 Pay 2021 NAV | Pre-Annex 2020 Pay 2021 Prop Tax Rate | Post-Annex Prop Tax Rate | Pre-Annex Tax Bill | Post-Annex Tax Bill | Net Tax Bill Increase Due Solely to AV Growth (12% - Aggregate over 4 years) | Net Tax Bill Increase Due to Difference Between Fire Rates (1) | Net Tax Bill Increase Due to Annexation | Total Post-Annexation Net Tax Bill Increase | Benefit 1 Yearly Sewer Bill Savings (@ 4000 Gal/Month) | Benefit 2 Yearly Fire Protection (Water Surcharge) Savings | Post-Annex Tax Bill Inc/(Dec) Net of Benefits |
|---|--------------------------|--------|-----------------|----|------------------------|-------------------------------------|-------------------|---------------------------------------|--------------------------|--------------------|---------------------|--|--|---|---|--|--|---|
| Roberts, Jeffrey L; w//e Alta L Polly Hurd                          | 53-08-20-106-013.000-008 |        | 1B              | N  | \$ 208,700             | \$ 127,255                          | \$ 81,445         | \$ 1.5437                             | \$ 2.2845                | \$ 1,212.68        | \$ 2,009.98         | \$ 215.35  | \$ -   | \$ 581.95                               | \$ 797.30                                   | \$ 69.36   | \$ 37.08   | \$ 690.86                                     |
| Jackowiak, Edward Steven  | 53-08-20-106-005.000-008 |        | 1B              | N  | \$ 215,500             | \$ 104,675                          | \$ 110,825        | \$ 1.5437                             | \$ 2.2845                | \$ 1,650.16        | \$ 2,533.13         | \$ 271.41  | \$ -   | \$ 611.56                               | \$ 882.97                                   | \$ 69.36   | \$ 37.08   | \$ 776.53                                     |
| Albright, Thomas G  | 53-08-20-106-039.000-008 |        | 1B              | N  | \$ 206,800             | \$ 101,630                          | \$ 105,170        | \$ 1.5437                             | \$ 2.2845                | \$ 1,565.94        | \$ 2,429.58         | \$ 260.31  | \$ -   | \$ 603.34                               | \$ 863.64                                   | \$ 69.36   | \$ 37.08   | \$ 757.20                                     |
| Rosenfeld, Michael J & Nancy G Magill                               | 53-08-20-106-038.000-008 |        | 1B              | N  | \$ 224,200             | \$ 102,190                          | \$ 122,010        | \$ 1.5437                             | \$ 2.2845                | \$ 1,825.32        | \$ 2,852.89         | \$ 305.66  | \$ -   | \$ 721.91                               | \$ 1,027.57                                 | \$ 69.36   | \$ 37.08   | \$ 921.13                                     |
| Pedigo, Aaron E & Abigail E   | 53-08-20-106-003.000-008 |        | 1B              | N  | \$ 221,100             | \$ 109,635                          | \$ 111,465        | \$ 1.5437                             | \$ 2.2845                | \$ 1,659.68        | \$ 2,596.55         | \$ 278.21  | \$ -   | \$ 658.66                               | \$ 936.87                                   | \$ 69.36   | \$ 22.20   | \$ 845.31                                     |
| Harder, Andrew Jacob & Rebecca L                                    | 53-08-20-106-008.000-008 |        | 1B              | N  | \$ 203,000             | \$ 103,300                          | \$ 99,700         | \$ 1.5437                             | \$ 2.2845                | \$ 1,484.50        | \$ 2,381.13         | \$ 255.12  | \$ -   | \$ 641.51                               | \$ 896.63                                   | \$ 69.36   | \$ 37.08   | \$ 790.19                                     |
| McKibben, Lawrence E & Debra K                                      | 53-08-20-106-028.000-008 |        | 1B              | N  | \$ 218,000             | \$ 108,550                          | \$ 109,450        | \$ 1.5437                             | \$ 2.2845                | \$ 1,629.68        | \$ 2,559.65         | \$ 274.25  | \$ -   | \$ 655.72                               | \$ 929.97                                   | \$ 69.36   | \$ 22.20   | \$ 838.41                                     |
| Williams, John S IV & Audrey R                                      | 53-08-20-106-023.000-008 |        | 1B              | N  | \$ 235,800             | \$ 114,605                          | \$ 121,195        | \$ 1.5437                             | \$ 2.2845                | \$ 1,804.56        | \$ 2,766.07         | \$ 296.36  | \$ -   | \$ 665.15                               | \$ 961.51                                   | \$ 69.36   | \$ 22.20   | \$ 869.95                                     |
| Duncan, Joel D  | 53-08-20-106-047.000-008 |        | 1B              | N  | \$ 247,200             | \$ 118,770                          | \$ 128,430        | \$ 1.5437                             | \$ 2.2845                | \$ 1,912.28        | \$ 2,907.17         | \$ 311.49  | \$ -   | \$ 683.40                               | \$ 994.89                                   | \$ 69.36   | \$ 22.20   | \$ 903.33                                     |
| Chambers, Gary William & Sandra Lynn Engel, Nicholas & Cheryl Joint | 53-08-20-106-051.000-008 |        | 1B              | N  | \$ 208,800             | \$ 102,330                          | \$ 106,470        | \$ 1.5437                             | \$ 2.2845                | \$ 1,585.30        | \$ 2,453.39         | \$ 262.86  | \$ -   | \$ 605.23                               | \$ 868.09                                   | \$ 69.36   | \$ 37.08   | \$ 761.65                                     |
| Revocable Living Trust  | 53-08-20-106-032.000-008 |        | 1B              | N  | \$ 219,200             | \$ 105,200                          | \$ 114,000        | \$ 1.5437                             | \$ 2.2845                | \$ 1,698.62        | \$ 2,607.27         | \$ 279.35  | \$ -   | \$ 629.30                               | \$ 908.65                                   | \$ 69.36   | \$ 22.20   | \$ 817.09                                     |
| Miller, John M & Melissa R  | 53-08-20-106-031.000-008 |        | 1B              | N  | \$ 224,300             | \$ 109,180                          | \$ 115,120        | \$ 1.5437                             | \$ 2.2845                | \$ 1,714.92        | \$ 2,622.68         | \$ 280.99  | \$ -   | \$ 626.76                               | \$ 907.76                                   | \$ 69.36   | \$ 22.20   | \$ 816.20                                     |
| Ellinwood, Cynthia J  | 53-08-20-106-037.000-008 |        | 1B              | N  | \$ 229,100             | \$ 112,435                          | \$ 116,665        | \$ 1.5437                             | \$ 2.2845                | \$ 1,737.10        | \$ 2,691.75         | \$ 288.41  | \$ -   | \$ 666.25                               | \$ 954.65                                   | \$ 69.36   | \$ 22.20   | \$ 863.09                                     |
| Edwards, Douglas F & Wilma L  | 53-08-20-106-012.000-008 |        | 1B              | N  | \$ 242,800             | \$ 117,230                          | \$ 125,570        | \$ 1.5437                             | \$ 2.2845                | \$ 1,869.68        | \$ 2,854.79         | \$ 305.86  | \$ -   | \$ 679.24                               | \$ 985.11                                   | \$ 69.36   | \$ 22.20   | \$ 893.55                                     |
| Carson, Tim & Sandra Lee  | 53-08-20-106-026.000-008 |        | 1B              | N  | \$ 231,200             | \$ 113,170                          | \$ 118,030        | \$ 1.5437                             | \$ 2.2845                | \$ 1,757.42        | \$ 2,716.75         | \$ 291.09  | \$ -   | \$ 668.24                               | \$ 959.33                                   | \$ 69.36   | \$ 37.08   | \$ 852.89                                     |
| Rainey, Pamela S  | 53-08-20-106-022.000-008 |        | 1B              | N  | \$ 214,000             | \$ 104,150                          | \$ 109,850        | \$ 1.5437                             | \$ 2.2845                | \$ 1,635.62        | \$ 2,515.28         | \$ 269.49  | \$ -   | \$ 610.17                               | \$ 879.66                                   | \$ 69.36   | \$ 22.20   | \$ 788.10                                     |
| Monroe Liberty LLC  | 53-08-19-200-048.000-008 | 2347   | 1B              | Y  | \$ 80,300              | \$ -                                | \$ 80,300         | \$ 1.5437                             | \$ 2.2845                | \$ 1,239.60        | \$ 1,239.60         | \$ 646.78  | \$ -   | \$ -                                    | \$ 646.78                                   | \$ -   | \$ -   | \$ 646.78                                     |
| Abbott, Jerry Francis & Velma Darlene Rev Trust                     | 53-09-13-400-031.000-015 | 1977   | 1B              | N  | \$ 193,700             | \$ 160,440                          | \$ 33,260         | \$ 1.5790                             | \$ 2.3198                | \$ 506.52          | \$ 833.46           | \$ 89.30   | \$ -   | \$ 237.64                               | \$ 326.94                                   | \$ 69.36   | \$ 22.20   | \$ 235.38                                     |
| Turpin, Leroy & Stella J  | 53-09-13-400-057.000-015 | 1561   | 1B              | N  | \$ 94,700              | \$ 65,395                           | \$ 29,305         | \$ 1.5790                             | \$ 2.3198                | \$ 446.30          | \$ 734.37           | \$ 78.69   | \$ -   | \$ 209.38                               | \$ 288.07                                   | \$ 69.36   | \$ 22.20   | \$ 196.51                                     |
| Broker, Jamie & Tiffany   | 53-09-13-104-022.000-015 |        | 1B              | N  | \$ 115,300             | \$ 97,460                           | \$ 17,840         | \$ 1.5790                             | \$ 2.3198                | \$ 271.68          | \$ 447.06           | \$ 47.90   | \$ -   | \$ 127.48                               | \$ 175.38                                   | \$ 69.36   | \$ 14.76   | \$ 91.26                                      |
| Richardson, Kenneth & Ruth  | 53-09-12-400-060.000-015 |        | 1B              | N  | \$ 136,500             | \$ 73,245                           | \$ 63,255         | \$ 1.5790                             | \$ 2.3198                | \$ 969.38          | \$ 1,595.09         | \$ 170.91  | \$ -   | \$ 454.80                               | \$ 625.71                                   | \$ 69.36   | \$ 14.76   | \$ 541.59                                     |
| Richardson, Edith T   | 53-09-13-103-058.000-015 |        | 1B              | N  | \$ 132,200             | \$ 75,520                           | \$ 56,680         | \$ 1.5790                             | \$ 2.3198                | \$ 863.20          | \$ 1,420.36         | \$ 152.19  | \$ -   | \$ 404.97                               | \$ 557.16                                   | \$ 69.36   | \$ 14.76   | \$ 473.04                                     |
| GTAZ LLC  | 53-09-12-400-070.000-015 | 2069   | 1B              | N  | \$ 366,800             | \$ -                                | \$ 366,800        | \$ 1.5790                             | \$ 2.3198                | \$ 5,791.76        | \$ 8,611.94         | \$ 922.71  | \$ -   | \$ 1,897.47                             | \$ 2,820.18                                 | \$ 69.36   | \$ 22.20   | \$ 2,728.62                                   |
| Lee, Maria S N  | 53-09-13-102-020.000-015 |        | 1B              | N  | \$ 119,500             | \$ 73,900                           | \$ 45,600         | \$ 1.5790                             | \$ 2.3198                | \$ 694.44          | \$ 1,142.69         | \$ 122.43  | \$ -   | \$ 325.82                               | \$ 448.25                                   | \$ 69.36   | \$ 22.20   | \$ 356.69                                     |
| Hammock, David Michael & Rebecca Jane                               | 53-09-12-402-044.000-015 | 1113   | 1B              | N  | \$ 115,600             | \$ 68,625                           | \$ 46,975         | \$ 1.5790                             | \$ 2.3198                | \$ 717.14          | \$ 1,180.01         | \$ 126.43  | \$ -   | \$ 336.44                               | \$ 462.87                                   | \$ 69.36   | \$ 22.20   | \$ 371.31                                     |
| Johnson, Carl & Lois E.   | 53-09-13-103-046.000-015 |        | 1B              | N  | \$ 117,100             | \$ 70,235                           | \$ 46,865         | \$ 1.5790                             | \$ 2.3198                | \$ 713.72          | \$ 1,174.39         | \$ 125.83  | \$ -   | \$ 334.84                               | \$ 460.67                                   | \$ 69.36   | \$ 22.20   | \$ 369.11                                     |
| Johnson, James L. & Mary E.   | 53-09-13-105-029.000-015 |        | 1B              | N  | \$ 153,000             | \$ 82,800                           | \$ 70,200         | \$ 1.5790                             | \$ 2.3198                | \$ 1,069.10        | \$ 1,759.15         | \$ 188.48  | \$ -   | \$ 501.57                               | \$ 690.05                                   | \$ 69.36   | \$ 14.76   | \$ 605.93                                     |
| Hudson, Phillip W. & Sherry A.                                      | 53-09-13-103-052.000-015 |        | 1B              | N  | \$ 127,800             | \$ 73,945                           | \$ 53,855         | \$ 1.5790                             | \$ 2.3198                | \$ 820.24          | \$ 1,349.66         | \$ 144.61  | \$ -   | \$ 384.80                               | \$ 529.42                                   | \$ 69.36   | \$ 14.76   | \$ 445.30                                     |
| Johnson, Richard K. & Marjorie B.                                   | 53-09-13-105-036.000-015 |        | 1B              | N  | \$ 152,100             | \$ 82,485                           | \$ 69,615         | \$ 1.5790                             | \$ 2.3198                | \$ 1,060.18        | \$ 1,744.48         | \$ 186.91  | \$ -   | \$ 497.39                               | \$ 684.30                                   | \$ 69.36   | \$ 22.20   | \$ 592.74                                     |
| Woodland Springs LLC  | 53-09-13-100-002.000-015 |        | 1B              | N  | \$ 4,125,700           | \$ -                                | \$ 4,125,700      | \$ 1.5790                             | \$ 2.3198                | \$ 65,144.80       | \$ 96,865.49        | \$ 10,378.45   | \$ -   | \$ 21,342.25                            | \$ 31,720.69                                | \$ -   | \$ -   | \$ 31,720.69                                  |
| Whitley, Albert E   | 53-09-13-407-012.000-015 |        | 1B              | N  | \$ 125,900             | \$ 73,315                           | \$ 52,585         | \$ 1.5790                             | \$ 2.3198                | \$ 800.84          | \$ 1,317.72         | \$ 141.18  | \$ -   | \$ 375.70                               | \$ 516.88                                   | \$ 69.36   | \$ 22.20   | \$ 425.32                                     |
| Harding, Robert J & Alice L   | 53-09-13-407-017.000-015 |        | 1B              | N  | \$ 119,100             | \$ 108,845                          | \$ 10,255         | \$ 1.5790                             | \$ 2.3198                | \$ 156.18          | \$ 256.99           | \$ 27.54   | \$ -   | \$ 73.27                                | \$ 100.81                                   | \$ 69.36   | \$ 22.20   | \$ 9.25                                       |
| Hollars, Danny O I & Teresa   | 53-09-13-101-048.000-015 |        | 1B              | N  | \$ 141,000             | \$ 78,530                           | \$ 62,470         | \$ 1.5790                             | \$ 2.3198                | \$ 951.48          | \$ 1,565.61         | \$ 167.74  | \$ -   | \$ 446.39                               | \$ 614.13                                   | \$ 69.36   | \$ 22.20   | \$ 522.57                                     |
| Warrix, Paul T & Joan G   | 53-09-13-105-027.000-015 |        | 1B              | N  | \$ 114,400             | \$ 81,770                           | \$ 32,630         | \$ 1.5790                             | \$ 2.3198                | \$ 496.92          | \$ 817.68           | \$ 87.62   | \$ -   | \$ 233.14                               | \$ 320.76                                   | \$ 69.36   | \$ 14.76   | \$ 236.64                                     |
| Cast, Terry Lee   | 53-09-13-104-005.000-015 |        | 1B              | N  | \$ 107,100             | \$ 69,560                           | \$ 37,540         | \$ 1.5790                             | \$ 2.3198                | \$ 571.72          | \$ 940.72           | \$ 100.80  | \$ -   | \$ 268.20                               | \$ 369.00                                   | \$ 69.36   | \$ 14.76   | \$ 284.88                                     |
| McCracken, Linda O  | 53-09-13-401-030.000-015 | 1292   | 1B              | N  | \$ 162,600             | \$ -                                | \$ 162,600        | \$ 1.5790                             | \$ 2.3198                | \$ 2,567.44        | \$ 3,817.61         | \$ 409.03  | \$ -   | \$ 841.14                               | \$ 1,250.17                                 | \$ 69.36   | \$ 22.20   | \$ 1,158.61                                   |
| Davis, Stephanie  | 53-09-13-401-015.000-015 | 1292   | 1B              | N  | \$ 170,000             | \$ 91,750                           | \$ 78,250         | \$ 1.5790                             | \$ 2.3198                | \$ 1,191.68        | \$ 1,960.86         | \$ 210.09  | \$ -   | \$ 559.09                               | \$ 769.18                                   | \$ 69.36   | \$ 37.08   | \$ 662.74                                     |
| Vertner, Tyrone A Jr  | 53-09-13-401-031.000-015 | 1793   | 1B              | N  | \$ 172,700             | \$ 92,695                           | \$ 80,005         | \$ 1.5790                             | \$ 2.3198                | \$ 1,218.42        | \$ 2,004.86         | \$ 214.81  | \$ -   | \$ 571.62                               | \$ 786.44                                   | \$ 69.36   | \$ 37.08   | \$ 680.00                                     |
| Mobley, Stephanie A & Alex P  | 53-09-13-401-007.000-015 | 1292   | 1B              | N  | \$ 171,000             | \$ 92,100                           | \$ 78,900         | \$ 1.5790                             | \$ 2.3198                | \$ 1,201.60        | \$ 1,977.16         | \$ 211.84  | \$ -   | \$ 563.72                               | \$ 775.56                                   | \$ 69.36   | \$ 37.08   | \$ 669.12                                     |
| Odle-Araman, Jillian B & Nader J Araman                             | 53-09-13-401-011.000-015 | 1292   | 1B              | N  | \$ 149,800             | \$ 84,680                           | \$ 65,120         | \$ 1.5790                             | \$ 2.3198                | \$ 991.72          | \$ 1,631.84         | \$ 174.83  | \$ -   | \$ 465.29                               | \$ 640.12                                   | \$ 69.36   | \$ 22.20   | \$ 548.56                                     |
| Ferree, David A & Judith A  | 53-09-13-407-009.000-015 |        | 1B              | N  | \$ 133,000             | \$ 78,485                           | \$ 54,515         | \$ 1.5790                             | \$ 2.3198                | \$ 830.22          | \$ 1,366.09         | \$ 146.37  | \$ -   | \$ 389.50                               | \$ 535.87                                   | \$ 69.36   | \$ 22.20   | \$ 444.31                                     |
| Sims, John E & Evelyn P   | 53-09-13-101-025.000-015 |        | 1B              | N  | \$ 124,400             | \$ 86,790                           | \$ 37,610         | \$ 1.5790                             | \$ 2.3198                | \$ 323.00          | \$ 329.46           | \$ -   | \$ -   | \$ 6.46                                 | \$ 6.46                                     | \$ 69.36   | \$ 14.76   | \$ (77.66)                                    |
| Miller, John & Martha Cornell                                       | 53-09-12-402-013.000-015 |        | 1B              | N  | \$ 90,300              | \$ 63,855                           | \$ 26,445         | \$ 1.5790                             | \$ 2.3198                | \$ 402.74          | \$ 662.67           | \$ 70.99   | \$ -   | \$ 188.94                               | \$ 259.93                                   | \$ 69.36   | \$ 14.76   | \$ 175.81                                     |
| Colleran, Daniel M. & Twylla M.                                     | 53-09-13-104-004.000-015 |        | 1B              | N  | \$ 153,900             | \$ 86,115                           | \$ 67,785         | \$ 1.5790                             | \$ 2.3198                | \$ 1,032.32        | \$ 1,698.62         | \$ 181.99  | \$ -   | \$ 484.31                               | \$ 666.30                                   | \$ 69.36   | \$ 14.76   | \$ 582.18                                     |
| Block, Spencer & Fellows, Evangeline                                | 53-09-13-105-005.000-015 |        | 1B              | N  | \$ 130,700             | \$ 77,470                           | \$ 53,230         | \$ 1.5790                             | \$ 2.3198                | \$ 810.64          | \$ 1,333.89         | \$ 142.93  | \$ -   | \$ 380.33                               | \$ 523.25                                   | \$ 69.36   | \$ 22.20   | \$ 431.69                                     |
| Robertson, Derek C & Melissa D                                      | 53-09-13-401-006.000-015 | 1292   | 1B              | N  | \$ 163,700             | \$ 89,440                           | \$ 74,260         | \$ 1.5790                             | \$ 2.3198                | \$ 1,130.92        | \$ 1,860.88         | \$ 199.38  | \$ -   | \$ 530.58                               | \$ 729.96                                   | \$ 69.36   | \$ 22.20   | \$ 638.40                                     |
| Muller, James H   | 53-09-13-401-002.000-015 | 1292   | 1B              | N  | \$ 172,700             | \$ 92,695                           | \$ 80,005         | \$ 1.5790                             | \$ 2.3198                | \$ 1,218.42        | \$ 2,004.86         | \$ 214.81  | \$ -   | \$ 571.62                               | \$ 786.44                                   | \$ 69.36   | \$ 22.20   | \$ 694.88                                     |
| Kaserman, Mollie R  | 53-09-13-401-028.000-015 | 1292   | 1B              | N  |                        |                                     |                   |                                       |                          |                    |                     |  |  |   |   |  |  |   |

# City of Bloomington



## Area #1B: South-West Annexation Area - Tax Impacts Analysis

Note (1): This section shows the inc/(dec) in tax bills due to differences between township fire protection rates and the Monroe Fire Protection District fire rate

| Owner Name   | Parcel #                 | Waiver | Annexation Area | AG | 2020 Pay 2021 Gross AV | 2020 Pay 2021 Deductions /Exemptions | 2020 Pay 2021 NAV | Pre-Annex 2020 Pay 2021 Prop Tax Rate | Post-Annex Prop Tax Rate | Pre-Annex Tax Bill | Post-Annex Tax Bill | Net Tax Bill Increase Due Solely to AV Growth (12% - Aggregate over 4 years) | Net Tax Bill Increase Due to Difference Between Fire Rates (1) | Net Tax Bill Increase Due to Annexation | Total Post-Annexation Net Tax Bill Increase | Benefit 1 Yearly Sewer Bill Savings (@ 4000 Gal/Month) | Benefit 2 Yearly Fire Protection (Water Surcharge) Savings | Post-Annex Net of Benefits Tax Bill Inc/(Dec) |
|--|--------------------------|--------|-----------------|----|------------------------|--------------------------------------|-------------------|---------------------------------------|--------------------------|--------------------|---------------------|--|--|---|---|--|--|---|
| Sissman, Ashley  | 53-09-13-401-020.000-015 | 1292   | 1B              | N  | \$ 145,400             | \$ 83,140                            | \$ 62,260         | \$ 1.5790                             | \$ 2.3198                | \$ 948.18          | \$ 1,560.17         | \$ 167.16  | \$ -   | \$ 444.83                               | \$ 611.99                                   | \$ 69.36   | \$ 22.20   | \$ 520.43                                     |
| Sissman, Jim L & Teresa  | 53-09-13-401-003.000-015 | 1292   | 1B              | N  | \$ 171,800             | \$ 91,680                            | \$ 80,120         | \$ 1.5790                             | \$ 2.3198                | \$ 1,220.16        | \$ 1,988.17         | \$ 213.01  | \$ -   | \$ 555.00                               | \$ 768.01                                   | \$ 69.36   | \$ 22.20   | \$ 676.45                                     |
| Sanchez, Hector Jose Ortiz & Cynthia Michelle Correa                             | 53-09-13-401-004.000-015 | 1292   | 1B              | N  | \$ 156,400             | \$ 86,990                            | \$ 69,410         | \$ 1.5790                             | \$ 2.3198                | \$ 1,057.06        | \$ 1,739.34         | \$ 186.35  | \$ -   | \$ 495.93                               | \$ 682.28                                   | \$ 69.36   | \$ 22.20   | \$ 590.72                                     |
| Phelps, Terry W & Cheryl A   | 53-09-13-401-019.000-015 | 1292   | 1B              | N  | \$ 171,900             | \$ 92,310                            | \$ 79,590         | \$ 1.5790                             | \$ 2.3198                | \$ 1,212.10        | \$ 1,994.45         | \$ 213.69  | \$ -   | \$ 568.65                               | \$ 782.35                                   | \$ 69.36   | \$ 22.20   | \$ 690.79                                     |
| Wennerberg, Steven M & Elizabeth H Starr   | 53-09-13-401-052.000-015 | 1292   | 1B              | N  | \$ 184,900             | \$ 96,965                            | \$ 87,935         | \$ 1.5790                             | \$ 2.3198                | \$ 1,339.18        | \$ 2,165.72         | \$ 232.04  | \$ -   | \$ 594.50                               | \$ 826.54                                   | \$ 69.36   | \$ 37.08   | \$ 720.10                                     |
| Pyle, Daniel S & Emily S Wilson  | 53-09-13-401-029.000-015 | 1292   | 1B              | N  | \$ 165,200             | \$ 90,070                            | \$ 75,130         | \$ 1.5790                             | \$ 2.3198                | \$ 1,144.16        | \$ 1,882.69         | \$ 201.72  | \$ -   | \$ 536.80                               | \$ 738.53                                   | \$ 69.36   | \$ 22.20   | \$ 646.97                                     |
| Keen, Tyler David  | 53-09-13-401-056.000-015 | 1292   | 1B              | N  | \$ 166,100             | \$ 104,385                           | \$ 61,715         | \$ 1.5790                             | \$ 2.3198                | \$ 276.56          | \$ 282.09           | \$ -   | \$ -   | \$ 5.53                                 | \$ 5.53                                     | \$ 69.36   | \$ 37.08   | \$ (100.91)                                   |
| Kinder, Timothy V  | 53-09-13-401-053.000-015 | 1292   | 1B              | N  | \$ 150,700             | \$ 84,995                            | \$ 65,705         | \$ 1.5790                             | \$ 2.3198                | \$ 1,000.64        | \$ 1,646.51         | \$ 176.42  | \$ -   | \$ 469.45                               | \$ 645.87                                   | \$ 69.36   | \$ 22.20   | \$ 554.31                                     |
| Fleetwood-Martin, Nedra D & Phillip K Chaudemanche, Nicolas B                    | 53-09-13-401-044.000-015 | 1292   | 1B              | N  | \$ 156,200             | \$ 86,920                            | \$ 69,280         | \$ 1.5790                             | \$ 2.3198                | \$ 1,055.08        | \$ 1,736.09         | \$ 186.02  | \$ -   | \$ 494.99                               | \$ 681.01                                   | \$ 69.36   | \$ 22.20   | \$ 589.45                                     |
| Thomas, Ariel Mone   | 53-09-13-401-050.000-015 | 1867   | 1B              | N  | \$ 190,300             | \$ 98,855                            | \$ 91,445         | \$ 1.5790                             | \$ 2.3198                | \$ 1,392.64        | \$ 2,229.98         | \$ 238.92  | \$ -   | \$ 598.42                               | \$ 837.34                                   | \$ 69.36   | \$ 22.20   | \$ 745.78                                     |
| Polmanter, Casie; Benham, Jacob  | 53-09-13-400-038.000-015 | 2498   | 1B              | N  | \$ 149,600             | \$ 84,610                            | \$ 64,990         | \$ 1.5790                             | \$ 2.3198                | \$ 989.76          | \$ 1,628.59         | \$ 174.50  | \$ -   | \$ 464.34                               | \$ 638.83                                   | \$ -   | \$ -   | \$ 638.83                                     |
| Price, Larry D. & Donna D.   | 53-09-13-400-073.000-015 |        | 1B              | N  | \$ 136,500             | \$ 91,025                            | \$ 45,475         | \$ 1.5790                             | \$ 2.3198                | \$ 562.36          | \$ 573.61           | \$ -   | \$ -   | \$ 11.25                                | \$ 11.25                                    | \$ 69.36   | \$ 37.08   | \$ (95.19)                                    |
| Edwards, Larry Wayne; Edwards, Bert; Adams, Edythe L; & Nichols, Sharon; W/L/E M | 53-09-13-104-007.000-015 |        | 1B              | N  | \$ 119,100             | \$ 70,935                            | \$ 48,165         | \$ 1.5790                             | \$ 2.3198                | \$ 292.74          | \$ 1,206.97         | \$ 129.32  | \$ -   | \$ 784.91                               | \$ 914.23                                   | \$ 69.36   | \$ 14.76   | \$ 830.11                                     |
| Rainbolt, John Roger   | 53-09-12-400-016.000-015 | 1104   | 1B              | N  | \$ 131,500             | \$ 75,100                            | \$ 56,400         | \$ 1.5790                             | \$ 2.3198                | \$ 859.22          | \$ 1,413.80         | \$ 151.48  | \$ -   | \$ 403.10                               | \$ 554.58                                   | \$ 69.36   | \$ 14.76   | \$ 470.46                                     |
| Ferree, Josef Sean   | 53-09-13-103-076.000-015 |        | 1B              | N  | \$ 128,100             | \$ 77,085                            | \$ 51,015         | \$ 1.5790                             | \$ 2.3198                | \$ 776.92          | \$ 1,278.38         | \$ 136.97  | \$ -   | \$ 364.49                               | \$ 501.46                                   | \$ 69.36   | \$ 14.76   | \$ 417.34                                     |
| Conder, Bruce & Lana   | 53-09-13-103-021.000-015 |        | 1B              | N  | \$ 118,700             | \$ 3,000                             | \$ 115,700        | \$ 1.5790                             | \$ 2.3198                | \$ 1,826.90        | \$ 2,783.67         | \$ 298.25  | \$ -   | \$ 658.52                               | \$ 956.77                                   | \$ 69.36   | \$ 22.20   | \$ 865.21                                     |
| Gardner, Seth A  | 53-09-13-404-052.000-015 |        | 1B              | N  | \$ 190,700             | \$ 98,890                            | \$ 91,810         | \$ 1.5790                             | \$ 2.3198                | \$ 1,398.20        | \$ 2,231.50         | \$ 239.09  | \$ -   | \$ 594.21                               | \$ 833.30                                   | \$ -   | \$ -   | \$ 833.30                                     |
| Rogers, Timothy A & Erika L  | 53-09-13-404-046.000-015 |        | 1B              | N  | \$ 173,000             | \$ 92,800                            | \$ 80,200         | \$ 1.5790                             | \$ 2.3198                | \$ 1,221.40        | \$ 2,009.73         | \$ 215.33  | \$ -   | \$ 573.00                               | \$ 788.33                                   | \$ -   | \$ -   | \$ 788.33                                     |
| Allen, Jon D   | 53-09-13-404-041.000-015 |        | 1B              | N  | \$ 190,600             | \$ 98,855                            | \$ 91,745         | \$ 1.5790                             | \$ 2.3198                | \$ 1,397.20        | \$ 2,230.30         | \$ 238.95  | \$ -   | \$ 594.15                               | \$ 833.10                                   | \$ -   | \$ -   | \$ 833.10                                     |
| White, Jacqueline P  | 53-09-13-404-050.000-015 |        | 1B              | N  | \$ 165,200             | \$ 90,070                            | \$ 75,130         | \$ 1.5790                             | \$ 2.3198                | \$ 1,144.16        | \$ 1,882.69         | \$ 201.72  | \$ -   | \$ 536.80                               | \$ 738.53                                   | \$ -   | \$ -   | \$ 738.53                                     |
| Eubanks, Linda F   | 53-09-13-404-053.000-015 |        | 1B              | N  | \$ 188,900             | \$ 95,365                            | \$ 93,535         | \$ 1.5790                             | \$ 2.3198                | \$ 1,424.48        | \$ 2,216.56         | \$ 237.48  | \$ -   | \$ 554.59                               | \$ 792.08                                   | \$ -   | \$ -   | \$ 792.08                                     |
| Duzan, Angela D  | 53-09-13-404-047.000-015 |        | 1B              | N  | \$ 174,700             | \$ 93,395                            | \$ 81,305         | \$ 1.5790                             | \$ 2.3198                | \$ 1,238.22        | \$ 2,037.43         | \$ 218.30  | \$ -   | \$ 580.91                               | \$ 799.21                                   | \$ 69.36   | \$ 37.08   | \$ 692.77                                     |
| Johnston, Wilbert L. & Terri L.  | 53-09-13-404-003.000-015 |        | 1B              | N  | \$ 186,300             | \$ 97,455                            | \$ 88,845         | \$ 1.5790                             | \$ 2.3198                | \$ 1,353.04        | \$ 2,182.38         | \$ 233.82  | \$ -   | \$ 595.52                               | \$ 829.34                                   | \$ 69.36   | \$ 37.08   | \$ 722.90                                     |
| Travis, Angela   | 53-09-13-404-009.000-015 |        | 1B              | N  | \$ 156,300             | \$ 86,710                            | \$ 69,590         | \$ 1.5790                             | \$ 2.3198                | \$ 1,059.80        | \$ 1,743.86         | \$ 186.85  | \$ -   | \$ 497.22                               | \$ 684.06                                   | \$ 69.36   | \$ 37.08   | \$ 577.62                                     |
| Young, Donna K Delpha  | 53-09-13-404-001.000-015 |        | 1B              | N  | \$ 160,600             | \$ 88,460                            | \$ 72,140         | \$ 1.5790                             | \$ 2.3198                | \$ 1,098.64        | \$ 1,807.76         | \$ 193.69  | \$ -   | \$ 515.43                               | \$ 709.12                                   | \$ 69.36   | \$ 37.08   | \$ 602.68                                     |
| Fleck, Noel Ross & Hilary R  | 53-09-13-404-008.000-015 |        | 1B              | N  | \$ 171,600             | \$ 92,310                            | \$ 79,290         | \$ 1.5790                             | \$ 2.3198                | \$ 1,207.52        | \$ 1,986.93         | \$ 212.89  | \$ -   | \$ 566.52                               | \$ 779.41                                   | \$ 69.36   | \$ 37.08   | \$ 672.97                                     |
| Watson, Rick A & Betty V   | 53-09-13-404-004.000-015 |        | 1B              | N  | \$ 179,000             | \$ 91,900                            | \$ 87,100         | \$ 1.5790                             | \$ 2.3198                | \$ 1,326.48        | \$ 2,098.74         | \$ 224.87  | \$ -   | \$ 547.40                               | \$ 772.26                                   | \$ 69.36   | \$ 37.08   | \$ 665.82                                     |
| Swift, Dylan L & Jania, Rebecca M  | 53-09-13-404-006.000-015 |        | 1B              | N  | \$ 189,200             | \$ 98,470                            | \$ 90,730         | \$ 1.5790                             | \$ 2.3198                | \$ 1,381.76        | \$ 2,216.91         | \$ 237.53  | \$ -   | \$ 597.61                               | \$ 835.15                                   | \$ 69.36   | \$ 37.08   | \$ 728.71                                     |
| Hayslip, Kevin J   | 53-09-13-404-007.000-015 | 1848   | 1B              | N  | \$ 178,800             | \$ 94,830                            | \$ 83,970         | \$ 1.5790                             | \$ 2.3198                | \$ 1,278.80        | \$ 2,093.12         | \$ 224.25  | \$ -   | \$ 590.06                               | \$ 814.32                                   | \$ 69.36   | \$ 37.08   | \$ 707.88                                     |
| Browning, Cheryl Ann   | 53-09-13-404-002.000-015 |        | 1B              | N  | \$ 176,000             | \$ 93,850                            | \$ 82,150         | \$ 1.5790                             | \$ 2.3198                | \$ 1,251.08        | \$ 2,058.60         | \$ 220.56  | \$ -   | \$ 586.96                               | \$ 807.52                                   | \$ 69.36   | \$ 37.08   | \$ 701.08                                     |
| Crohn, Rick E & Michele R  | 53-09-13-404-005.000-015 |        | 1B              | N  | \$ 206,800             | \$ 101,630                           | \$ 105,170        | \$ 1.5790                             | \$ 2.3198                | \$ 1,601.66        | \$ 2,429.58         | \$ 260.31  | \$ -   | \$ 567.62                               | \$ 827.92                                   | \$ 69.36   | \$ 37.08   | \$ 721.48                                     |
| Cooper, Christina S  | 53-09-13-404-030.000-015 |        | 1B              | N  | \$ 201,900             | \$ 99,915                            | \$ 101,985        | \$ 1.5790                             | \$ 2.3198                | \$ 1,553.16        | \$ 2,371.27         | \$ 254.06  | \$ -   | \$ 564.05                               | \$ 818.11                                   | \$ 69.36   | \$ 37.08   | \$ 711.67                                     |
| Zeigler, James P   | 53-09-13-404-018.000-015 |        | 1B              | N  | \$ 199,900             | \$ 102,215                           | \$ 97,685         | \$ 1.5790                             | \$ 2.3198                | \$ 1,487.68        | \$ 2,344.23         | \$ 251.16  | \$ -   | \$ 605.39                               | \$ 856.55                                   | \$ 69.36   | \$ 37.08   | \$ 750.11                                     |
| Norris, Mark   | 53-09-13-404-011.000-015 |        | 1B              | N  | \$ 187,400             | \$ 97,840                            | \$ 89,560         | \$ 1.5790                             | \$ 2.3198                | \$ 1,363.92        | \$ 2,195.47         | \$ 235.23  | \$ -   | \$ 596.33                               | \$ 831.55                                   | \$ 69.36   | \$ 37.08   | \$ 725.11                                     |
| Matthews, Steven T   | 53-09-13-404-027.000-015 |        | 1B              | N  | \$ 159,900             | \$ 88,215                            | \$ 71,685         | \$ 1.5790                             | \$ 2.3198                | \$ 1,091.72        | \$ 1,796.34         | \$ 192.46  | \$ -   | \$ 512.16                               | \$ 704.62                                   | \$ 69.36   | \$ 37.08   | \$ 598.18                                     |
| Pate, Gayla & Seth   | 53-09-13-404-033.000-015 |        | 1B              | N  | \$ 178,200             | \$ 94,620                            | \$ 83,580         | \$ 1.5790                             | \$ 2.3198                | \$ 1,272.86        | \$ 2,085.99         | \$ 223.51  | \$ -   | \$ 589.63                               | \$ 813.13                                   | \$ 69.36   | \$ 37.08   | \$ 706.69                                     |
| Schmidt, Adam F  | 53-09-13-404-015.000-015 |        | 1B              | N  | \$ 157,200             | \$ 87,270                            | \$ 69,930         | \$ 1.5790                             | \$ 2.3198                | \$ 1,064.98        | \$ 1,752.39         | \$ 187.76  | \$ -   | \$ 499.64                               | \$ 687.41                                   | \$ 69.36   | \$ 37.08   | \$ 580.97                                     |
| Doraci, Alfred & Rudina  | 53-09-13-404-038.000-015 |        | 1B              | N  | \$ 171,600             | \$ 92,205                            | \$ 79,395         | \$ 1.5790                             | \$ 2.3198                | \$ 1,209.12        | \$ 1,989.55         | \$ 213.16  | \$ -   | \$ 567.27                               | \$ 780.43                                   | \$ 69.36   | \$ 37.08   | \$ 673.99                                     |
| Deckard, Richard Family Trust  | 53-09-13-402-006.000-015 | 1563   | 1B              | N  | \$ 187,800             | \$ -                                 | \$ 187,800        | \$ 1.5790                             | \$ 2.3198                | \$ 2,965.36        | \$ 4,409.27         | \$ 472.42  | \$ -   | \$ 971.49                               | \$ 1,443.91                                 | \$ 69.36   | \$ 22.20   | \$ 1,352.35                                   |
| Deckard, Richard Family Trust  | 53-09-13-402-005.000-015 | 1563   | 1B              | N  | \$ 219,900             | \$ -                                 | \$ 219,900        | \$ 1.5790                             | \$ 2.3198                | \$ 3,472.22        | \$ 5,162.94         | \$ 553.17  | \$ -   | \$ 1,137.54                             | \$ 1,690.72                                 | \$ 69.36   | \$ 22.20   | \$ 1,599.16                                   |
| Barthelemy, Jonathan & Jessica   | 53-09-13-402-004.000-015 | 1563   | 1B              | N  | \$ 173,700             | \$ 93,045                            | \$ 80,655         | \$ 1.5790                             | \$ 2.3198                | \$ 1,228.32        | \$ 2,021.14         | \$ 216.56  | \$ -   | \$ 576.26                               | \$ 792.82                                   | \$ 69.36   | \$ 22.20   | \$ 701.26                                     |
| Greathouse, Johnathan Tyler & Lisa M   | 53-09-13-402-002.000-015 | 1563   | 1B              | N  | \$ 183,000             | \$ 96,195                            | \$ 86,805         | \$ 1.5790                             | \$ 2.3198                | \$ 1,321.98        | \$ 2,139.87         | \$ 229.28  | \$ -   | \$ 588.61                               | \$ 817.89                                   | \$ 69.36   | \$ 22.20   | \$ 726.33                                     |
| Stewart, James Khalil & Jessica Christine  | 53-09-13-402-007.000-015 | 1590   | 1B              | N  | \$ 173,500             | \$ 89,450                            | \$ 84,050         | \$ 1.5790                             | \$ 2.3198                | \$ 1,280.84        | \$ 2,054.41         | \$ 220.12  | \$ -   | \$ 553.45                               | \$ 773.57                                   | \$ 69.36   | \$ 22.20   | \$ 682.01                                     |
| Amadio, Nicholas A   | 53-09-13-402-003.000-015 | 1590   | 1B              | N  | \$ 193,000             | \$ 99,800                            | \$ 93,200         | \$ 1.5790                             | \$ 2.3198                | \$ 1,419.36        | \$ 2,262.12         | \$ 242.37  | \$ -   | \$ 600.39                               | \$ 842.76                                   | \$ 69.36   | \$ 22.20   | \$ 751.20                                     |
| Deckard, Richard E Family Limited Partnership 206                                | 53-09-13-402-001.000-015 | 1628   | 1B              | N  | \$ 189,200             | \$ 95,260                            | \$ 93,940         | \$ 1.5790                             | \$ 2.3198                | \$ 1,430.96        | \$ 2,228.59         | \$ 238.78  | \$ -   | \$ 558.85                               | \$ 797.63                                   | \$ 69.36   | \$ 22.20   | \$ 706.07                                     |
| Skeens, Gregory W & Laura K  | 53-09-13-411-004.000-015 | 1597   | 1B              | N  | \$ 139,200             | \$ 80,795                            | \$ 58,405         | \$ 1.5790                             | \$ 2.3198                | \$ 889.48          | \$ 1,463.58         | \$ 156.82  | \$ -   | \$ 417.28                               | \$ 574.10                                   | \$ 69.36   | \$ 22.20   | \$ 482.54                                     |

# City of Bloomington

## Area #1B: South-West Annexation Area - Tax Impacts Analysis

Note (1): This section shows the inc/(dec) in tax bills due to differences between township fire protection rates and the Monroe Fire Protection District fire rate

| Owner Name                                       | Parcel #                 | Waiver | Annexation Area | AG | 2020 Pay 2021 Gross AV | 2020 Pay 2021 Deductions/Exemptions | 2020 Pay 2021 NAV | Pre-Annex 2020 Pay 2021 Prop Tax Rate | Post-Annex Prop Tax Rate | Pre-Annex Tax Bill | Post-Annex Tax Bill | Net Tax Bill Increase Due Solely to AV Growth (12% - Aggregate over 4 years) | Net Tax Bill Increase Due to Difference Between Fire Rates (1) | Net Tax Bill Increase Due to Annexation | Total Post-Annexation Net Tax Bill Increase | Benefit 1 Yearly Sewer Bill Savings (@ 4000 Gal/Month) | Benefit 2 Yearly Fire Protection (Water Surcharge) Savings | Post-Annex Tax Bill Inc/(Dec) Net of Benefits |
|--|--------------------------|--------|-----------------|----|------------------------|-------------------------------------|-------------------|---------------------------------------|--------------------------|--------------------|---------------------|--|--|---|---|--|--|---|
| Nelson, Peter M & Kelly M                        | 53-09-13-411-003.000-015 | 1483   | 1B              | N  | \$ 197,700             | \$ 101,445                          | \$ 96,255         | \$ 1.5790                             | \$ 2.3198                | \$ 1,465.90        | \$ 2,318.07         | \$ 248.37  | \$ -   | \$ 603.79                               | \$ 852.17                                   | \$ 69.36   | \$ 22.20   | \$ 760.61                                     |
| Owen, Geoffrey W & Cheryl E                      | 53-09-13-411-002.000-015 | 1495   | 1B              | N  | \$ 217,900             | \$ 108,515                          | \$ 109,385        | \$ 1.5790                             | \$ 2.3198                | \$ 1,665.84        | \$ 2,558.45         | \$ 274.12  | \$ -   | \$ 618.50                               | \$ 892.61                                   | \$ 69.36   | \$ 22.20   | \$ 801.05                                     |
| Scott, Thomas L Jr & Jessica Shaw-scott          | 53-09-13-411-001.000-015 | 1563   | 1B              | N  | \$ 218,300             | \$ 108,655                          | \$ 109,645        | \$ 1.5790                             | \$ 2.3198                | \$ 1,669.80        | \$ 2,563.21         | \$ 274.62  | \$ -   | \$ 618.79                               | \$ 893.41                                   | \$ 69.36   | \$ 22.20   | \$ 801.85                                     |
| Koch, Phyllis J & Koch, Jeremy R                 | 53-09-13-410-001.000-015 | 1563   | 1B              | N  | \$ 208,700             | \$ 105,295                          | \$ 103,405        | \$ 1.5790                             | \$ 2.3198                | \$ 1,574.78        | \$ 2,448.98         | \$ 262.40  | \$ -   | \$ 611.80                               | \$ 874.20                                   | \$ 69.36   | \$ 22.20   | \$ 782.64                                     |
| Leininger, Barbara G                             | 53-09-13-410-002.000-015 | 1563   | 1B              | N  | \$ 190,100             | \$ 95,785                           | \$ 94,315         | \$ 1.5790                             | \$ 2.3198                | \$ 1,436.36        | \$ 2,230.85         | \$ 239.02  | \$ -   | \$ 555.47                               | \$ 794.49                                   | \$ 69.36   | \$ 22.20   | \$ 702.93                                     |
| Alexander, Daniel A                              | 53-09-13-410-005.000-015 | 1563   | 1B              | N  | \$ 159,600             | \$ 136,200                          | \$ 23,400         | \$ 1.5790                             | \$ 2.3198                | \$ 356.36          | \$ 586.38           | \$ 62.83   | \$ -   | \$ 167.20                               | \$ 230.02                                   | \$ 69.36   | \$ 22.20   | \$ 138.46                                     |
| Shipley, Jerry R                                 | 53-09-13-400-038.000-015 | 2397   | 1B              | N  | \$ 197,500             | \$ 101,375                          | \$ 96,125         | \$ 1.5790                             | \$ 2.3198                | \$ 1,463.92        | \$ 2,315.68         | \$ 248.11  | \$ -   | \$ 603.65                               | \$ 851.76                                   | \$ 69.36   | \$ 22.20   | \$ 760.20                                     |
| Nowlin, Michael R & Charmaine D                  | 53-09-13-410-008.000-015 | 2397   | 1B              | N  | \$ 158,200             | \$ 87,620                           | \$ 70,580         | \$ 1.5790                             | \$ 2.3198                | \$ 1,074.88        | \$ 1,768.67         | \$ 189.51  | \$ -   | \$ 504.28                               | \$ 693.79                                   | \$ 69.36   | \$ 22.20   | \$ 602.23                                     |
| Neal, Ronald S                                   | 53-09-13-410-010.000-015 | 1563   | 1B              | N  | \$ 174,100             | \$ 93,185                           | \$ 80,915         | \$ 1.5790                             | \$ 2.3198                | \$ 1,232.28        | \$ 2,027.66         | \$ 217.25  | \$ -   | \$ 578.12                               | \$ 795.38                                   | \$ -   | \$ -   | \$ 795.38                                     |
| Smiley, Zachary T & Krebs, Ashley N              | 53-09-13-403-019.000-015 | 1563   | 1B              | N  | \$ 156,800             | \$ 87,130                           | \$ 69,670         | \$ 1.5790                             | \$ 2.3198                | \$ 1,061.02        | \$ 1,745.84         | \$ 187.05  | \$ -   | \$ 497.78                               | \$ 684.82                                   | \$ 69.36   | \$ 22.20   | \$ 593.26                                     |
| Tharp, Jordan R                                  | 53-09-13-403-002.000-015 | 1563   | 1B              | N  | \$ 175,600             | \$ 93,710                           | \$ 81,890         | \$ 1.5790                             | \$ 2.3198                | \$ 1,247.12        | \$ 2,052.08         | \$ 219.87  | \$ -   | \$ 585.09                               | \$ 804.96                                   | \$ 69.36   | \$ 22.20   | \$ 713.40                                     |
| Sims, Camisha R                                  | 53-09-13-403-004.000-015 | 1563   | 1B              | N  | \$ 170,800             | \$ 91,785                           | \$ 79,015         | \$ 1.5790                             | \$ 2.3198                | \$ 1,203.34        | \$ 1,980.03         | \$ 212.15  | \$ -   | \$ 564.54                               | \$ 776.69                                   | \$ 69.36   | \$ 22.20   | \$ 685.13                                     |
| Crane, Carri R                                   | 53-09-13-403-005.000-015 | 1563   | 1B              | N  | \$ 177,100             | \$ 90,080                           | \$ 87,020         | \$ 1.5790                             | \$ 2.3198                | \$ 1,327.12        | \$ 2,122.59         | \$ 227.41  | \$ -   | \$ 568.06                               | \$ 795.47                                   | \$ 69.36   | \$ 22.20   | \$ 703.91                                     |
| RSSJ Rentals, LLC                                | 53-09-13-101-044.000-015 |        | 1B              | N  | \$ 120,000             | \$ -                                | \$ 120,000        | \$ 1.5790                             | \$ 2.3198                | \$ 1,894.80        | \$ 2,821.18         | \$ 302.27  | \$ -   | \$ 624.11                               | \$ 926.38                                   | \$ 69.36   | \$ 22.20   | \$ 834.82                                     |
| Armes, Susan L & Stand, James L                  | 53-09-12-401-016.000-015 |        | 1B              | N  | \$ 154,700             | \$ -                                | \$ 154,700        | \$ 1.5790                             | \$ 2.3198                | \$ 2,442.72        | \$ 3,632.13         | \$ 389.16  | \$ -   | \$ 800.26                               | \$ 1,189.41                                 | \$ 69.36   | \$ 14.76   | \$ 1,105.29                                   |
| Stout, Larry A                                   | 53-09-12-400-018.000-015 |        | 1B              | N  | \$ 143,100             | \$ 75,765                           | \$ 67,335         | \$ 1.5790                             | \$ 2.3198                | \$ 1,031.18        | \$ 1,696.75         | \$ 181.79  | \$ -   | \$ 483.78                               | \$ 665.57                                   | \$ 69.36   | \$ 22.20   | \$ 574.01                                     |
| Rice, William R. & Nancy C.                      | 53-09-12-400-053.000-015 | 1264   | 1B              | N  | \$ 89,300              | \$ -                                | \$ 89,300         | \$ 1.5790                             | \$ 2.3198                | \$ 1,410.04        | \$ 2,180.49         | \$ 233.62  | \$ -   | \$ 536.83                               | \$ 770.45                                   | \$ 69.36   | \$ 14.76   | \$ 686.33                                     |
| Ira, Melissa J                                   | 53-09-13-102-004.000-015 |        | 1B              | N  | \$ 133,000             | \$ 75,800                           | \$ 57,200         | \$ 1.5790                             | \$ 2.3198                | \$ 871.12          | \$ 1,433.38         | \$ 153.58  | \$ -   | \$ 408.68                               | \$ 562.26                                   | \$ 69.36   | \$ 14.76   | \$ 478.14                                     |
| Twin Flame Properties LLC                        | 53-09-12-400-018.000-015 |        | 1B              | N  | \$ 340,600             | \$ -                                | \$ 340,600        | \$ 1.5790                             | \$ 2.3198                | \$ 5,378.02        | \$ 7,996.80         | \$ 856.80  | \$ -   | \$ 1,761.92                             | \$ 2,618.72                                 | \$ -   | \$ -   | \$ 2,618.72                                   |
| Scholten, Nathan & Jessica                       | 53-09-13-101-011.000-015 |        | 1B              | N  | \$ 129,400             | \$ 77,435                           | \$ 51,965         | \$ 1.5790                             | \$ 2.3198                | \$ 791.40          | \$ 1,302.19         | \$ 139.52  | \$ -   | \$ 371.27                               | \$ 510.79                                   | \$ -   | \$ -   | \$ 510.79                                     |
| Patterson, Steven F.                             | 53-09-13-105-006.000-015 |        | 1B              | N  | \$ 107,400             | \$ 66,840                           | \$ 40,560         | \$ 1.5790                             | \$ 2.3198                | \$ 617.70          | \$ 1,016.39         | \$ 108.90  | \$ -   | \$ 289.80                               | \$ 398.69                                   | \$ 69.36   | \$ 22.20   | \$ 307.13                                     |
| May, Robert W                                    | 53-09-12-402-010.000-015 |        | 1B              | N  | \$ 124,400             | \$ -                                | \$ 124,400        | \$ 1.5790                             | \$ 2.3198                | \$ 1,964.28        | \$ 2,920.73         | \$ 312.94  | \$ -   | \$ 643.52                               | \$ 956.45                                   | \$ 69.36   | \$ 14.76   | \$ 872.33                                     |
| State of Indiana                                 | 53-09-12-402-053.000-015 |        | 1B              | N  | \$ -                   | \$ -                                | \$ -              | \$ 1.5790                             | \$ 2.3198                | \$ -               | \$ -                | \$ -   | \$ -   | \$ -                                    | \$ -  | \$ -   | \$ -   | \$ -  |
| Kinser, Susan                                    | 53-09-12-400-021.000-015 |        | 1B              | N  | \$ 126,800             | \$ 73,455                           | \$ 53,345         | \$ 1.5790                             | \$ 2.3198                | \$ 812.68          | \$ 1,337.23         | \$ 143.27  | \$ -   | \$ 381.28                               | \$ 524.55                                   | \$ 69.36   | \$ 14.76   | \$ 440.43                                     |
| Wendling, Donald L                               | 53-09-13-103-066.000-015 |        | 1B              | N  | \$ 129,700             | \$ 73,000                           | \$ 56,700         | \$ 1.5790                             | \$ 2.3198                | \$ 866.12          | \$ 1,425.18         | \$ 152.70  | \$ -   | \$ 406.36                               | \$ 559.06                                   | \$ 69.36   | \$ 14.76   | \$ 474.94                                     |
| Larch, Marcella M                                | 53-09-13-400-051.000-015 | 2392   | 1B              | N  | \$ 103,400             | \$ 68,440                           | \$ 34,960         | \$ 1.5790                             | \$ 2.3198                | \$ 532.42          | \$ 876.06           | \$ 93.86   | \$ -   | \$ 249.78                               | \$ 343.64                                   | \$ 69.36   | \$ 22.20   | \$ 252.08                                     |
| Trinkle, Sharlyn L                               | 53-09-13-101-013.000-015 |        | 1B              | N  | \$ 99,000              | \$ 66,130                           | \$ 32,870         | \$ 1.5790                             | \$ 2.3198                | \$ 500.60          | \$ 823.68           | \$ 88.24   | \$ -   | \$ 234.84                               | \$ 323.08                                   | \$ -   | \$ -   | \$ 323.08                                     |
| Dorris, Dale W II                                | 53-09-13-103-047.000-015 |        | 1B              | N  | \$ 120,900             | \$ 74,250                           | \$ 46,650         | \$ 1.5790                             | \$ 2.3198                | \$ 710.44          | \$ 1,169.00         | \$ 125.25  | \$ -   | \$ 333.31                               | \$ 458.56                                   | \$ 69.36   | \$ 14.76   | \$ 374.44                                     |
| Bastin, Alexandra                                | 53-09-13-407-019.000-015 |        | 1B              | N  | \$ 143,000             | \$ 82,195                           | \$ 60,805         | \$ 1.5790                             | \$ 2.3198                | \$ 926.02          | \$ 1,523.73         | \$ 163.26  | \$ -   | \$ 434.45                               | \$ 597.71                                   | \$ 69.36   | \$ 14.76   | \$ 513.59                                     |
| Fleener, Timothy Ray & w/l/e Rachel Joan Fleener | 53-09-12-402-039.000-015 |        | 1B              | N  | \$ 191,100             | \$ 109,260                          | \$ 81,840         | \$ 1.5790                             | \$ 2.3198                | \$ 1,246.36        | \$ 1,271.29         | \$ -   | \$ -   | \$ 24.93                                | \$ 24.93                                    | \$ 69.36   | \$ 14.76   | \$ (59.19)                                    |
| Carroll, Tommy L & Jowana L                      | 53-09-12-400-014.000-015 |        | 1B              | N  | \$ 61,500              | \$ 45,510                           | \$ 15,990         | \$ 1.5790                             | \$ 2.3198                | \$ 243.52          | \$ 400.69           | \$ 42.94   | \$ -   | \$ 114.24                               | \$ 157.17                                   | \$ 69.36   | \$ 22.20   | \$ 65.61                                      |
| Elgar, Jon R                                     | 53-09-13-104-018.000-015 |        | 1B              | N  | \$ 109,000             | \$ -                                | \$ 109,000        | \$ 1.5790                             | \$ 2.3198                | \$ 1,721.12        | \$ 2,559.16         | \$ 274.20  | \$ -   | \$ 563.85                               | \$ 838.04                                   | \$ 69.36   | \$ 14.76   | \$ 753.92                                     |
| Van Boxtel, Quin G & Shea Stone                  | 53-09-13-401-062.000-015 | 1292   | 1B              | N  | \$ 184,800             | \$ 96,930                           | \$ 87,870         | \$ 1.5790                             | \$ 2.3198                | \$ 1,338.20        | \$ 2,164.52         | \$ 231.91  | \$ -   | \$ 594.42                               | \$ 826.32                                   | \$ 69.36   | \$ 22.20   | \$ 734.76                                     |
| Cooper, Julia L                                  | 53-09-13-401-025.000-015 | 1292   | 1B              | N  | \$ 185,700             | \$ 97,245                           | \$ 88,455         | \$ 1.5790                             | \$ 2.3198                | \$ 1,347.10        | \$ 2,175.25         | \$ 233.07  | \$ -   | \$ 595.08                               | \$ 828.15                                   | \$ 69.36   | \$ 37.08   | \$ 721.71                                     |
| Ash, Bradley J & Cheryl Lynn                     | 53-09-13-401-063.000-015 | 1292   | 1B              | N  | \$ 163,500             | \$ 89,475                           | \$ 74,025         | \$ 1.5790                             | \$ 2.3198                | \$ 1,127.34        | \$ 1,854.99         | \$ 198.75  | \$ -   | \$ 528.90                               | \$ 727.65                                   | \$ 69.36   | \$ 22.20   | \$ 636.09                                     |
| Seaton, Texal N                                  | 53-09-13-401-059.000-015 | 1292   | 1B              | N  | \$ 153,900             | \$ 86,115                           | \$ 67,785         | \$ 1.5790                             | \$ 2.3198                | \$ 1,032.32        | \$ 1,698.62         | \$ 181.99  | \$ -   | \$ 484.31                               | \$ 666.30                                   | \$ 69.36   | \$ 22.20   | \$ 574.74                                     |
| Campbell, James W & Jeanne T                     | 53-09-13-401-005.000-015 | 1292   | 1B              | N  | \$ 153,400             | \$ 85,940                           | \$ 67,460         | \$ 1.5790                             | \$ 2.3198                | \$ 1,027.36        | \$ 1,690.47         | \$ 181.12  | \$ -   | \$ 481.99                               | \$ 663.11                                   | \$ 69.36   | \$ 37.08   | \$ 556.67                                     |
| Thacker, Rebecca J                               | 53-09-13-401-049.000-015 | 1292   | 1B              | N  | \$ 153,300             | \$ 85,905                           | \$ 67,395         | \$ 1.5790                             | \$ 2.3198                | \$ 1,026.38        | \$ 1,688.84         | \$ 180.94  | \$ -   | \$ 481.52                               | \$ 662.46                                   | \$ -   | \$ -   | \$ 662.46                                     |
| Callison, Michael & Jordan                       | 53-09-13-401-038.000-015 | 1292   | 1B              | N  | \$ 154,800             | \$ 86,430                           | \$ 68,370         | \$ 1.5790                             | \$ 2.3198                | \$ 1,041.22        | \$ 1,713.27         | \$ 183.56  | \$ -   | \$ 488.49                               | \$ 672.05                                   | \$ -   | \$ -   | \$ 672.05                                     |
| Findley, Selina F & Findley, Tiffany D           | 53-09-13-401-022.000-015 | 1292   | 1B              | N  | \$ 170,100             | \$ 91,785                           | \$ 78,315         | \$ 1.5790                             | \$ 2.3198                | \$ 1,192.68        | \$ 1,962.51         | \$ 210.27  | \$ -   | \$ 559.55                               | \$ 769.83                                   | \$ 69.36   | \$ 37.08   | \$ 663.39                                     |
| Sciscoe, Brandon                                 | 53-09-13-401-040.000-015 | 1292   | 1B              | N  | \$ 169,700             | \$ 91,120                           | \$ 78,580         | \$ 1.5790                             | \$ 2.3198                | \$ 1,196.72        | \$ 1,968.60         | \$ 210.93  | \$ -   | \$ 560.95                               | \$ 771.88                                   | \$ 69.36   | \$ 37.08   | \$ 665.44                                     |
| Hines, Amy & Krouse, Alexander                   | 53-09-13-401-042.000-015 | 1292   | 1B              | N  | \$ 160,800             | \$ 88,425                           | \$ 72,375         | \$ 1.5790                             | \$ 2.3198                | \$ 1,102.22        | \$ 1,813.65         | \$ 194.32  | \$ -   | \$ 517.11                               | \$ 711.43                                   | \$ 69.36   | \$ 37.08   | \$ 604.99                                     |
| McCullough, C. Robert                            | 53-09-12-400-036.000-015 |        | 1B              | N  | \$ 152,000             | \$ -                                | \$ 152,000        | \$ 1.5790                             | \$ 2.3198                | \$ 2,400.08        | \$ 3,949.21         | \$ 423.13  | \$ -   | \$ 1,126.00                             | \$ 1,549.13                                 | \$ 69.36   | \$ 37.08   | \$ 1,442.69                                   |
| Myers, Bart L                                    | 53-09-13-104-029.000-015 |        | 1B              | N  | \$ 115,200             | \$ 72,570                           | \$ 42,630         | \$ 1.5790                             | \$ 2.3198                | \$ 649.24          | \$ 1,068.28         | \$ 114.47  | \$ -   | \$ 304.57                               | \$ 419.04                                   | \$ 69.36   | \$ 14.76   | \$ 334.92                                     |
| May, Rickey G & Rhea D                           | 53-09-13-400-088.000-015 |        | 1B              | N  | \$ 125,300             | \$ 76,105                           | \$ 49,195         | \$ 1.5790                             | \$ 2.3198                | \$ 325.72          | \$ 1,232.76         | \$ 132.07  | \$ -   | \$ 774.97                               | \$ 907.04                                   | \$ 69.36   | \$ 14.76   | \$ 822.92                                     |
| Gentry, Larry                                    | 53-09-13-105-038.000-015 |        | 1B              | N  | \$ 127,700             | \$ 90,945                           | \$ 36,755         | \$ 1.5790                             | \$ 2.3198                | \$ 477.28          | \$ 886.83           | \$ -   | \$ -   | \$ 9.55                                 | \$ 9.55                                     | \$ 69.36   | \$ 14.76   | \$ (74.57)                                    |
| Babb, Angela; Linne, Jarrod                      | 53-09-13-104-023.000-015 |        | 1B              | N  | \$ 155,200             | \$ 86,290                           | \$ 68,910         | \$ 1.5790                             | \$ 2.3198                | \$ 1,049.44        | \$ 1,726.81         | \$ 185.01  | \$ -   | \$ 492.36                               | \$ 677.37                                   | \$ 69.36   | \$ 14.76   | \$ 593.25                                     |
| Bynum, Sarah                                     | 53-09-13-401-045.000-015 | 1292   | 1B              | N  | \$ 175,300             | \$ 93,255                           | \$ 82,045         | \$ 1.5790                             | \$ 2.3198                | \$ 1,249.48        | \$ 2,040.64         | \$ 218.63  | \$ -   | \$ 572.53                               | \$ 791.16                                   | \$   |  |   |



# City of Bloomington



## Area #1B: South-West Annexation Area - Tax Impacts Analysis

Note (1): This section shows the inc/(dec) in tax bills due to differences between township fire protection rates and the Monroe Fire Protection District fire rate

| Owner Name                                 | Parcel #                 | Waiver | Annexation Area | AG | 2020 Pay 2021 Gross AV | 2020 Pay 2021 Deductions /Exemptions | 2020 Pay 2021 NAV | Pre-Annex 2020 Pay 2021 Prop Tax Rate | Post-Annex Prop Tax Rate | Pre-Annex Tax Bill | Post-Annex Tax Bill | Net Tax Bill Increase Due Solely to AV Growth (12% - Aggregate over 4 years) | Net Tax Bill Increase Due to Difference Between Fire Rates (1) | Net Tax Bill Increase Due to Annexation | Total Post-Annexation Net Tax Bill Increase | Benefit 1 Yearly Sewer Bill Savings (@ 4000 Gal/Month) | Benefit 2 Yearly Fire Protection (Water Surcharge) Savings | Post-Annex Net of Benefits Tax Bill Inc/(Dec) |
|--|--------------------------|--------|-----------------|----|------------------------|--------------------------------------|-------------------|---------------------------------------|--------------------------|--------------------|---------------------|--|--|---|---|--|--|---|
| Melvin, David Edward & Shauna Michelle     | 53-09-13-401-057.000-015 | 1292   | 1B              | N  | \$ 166,000             | \$ 90,350                            | \$ 75,650         | \$ 1.5790                             | \$ 2.3198                | \$ 1,152.08        | \$ 1,895.71         | \$ 203.11  | \$ -   | \$ 540.52                               | \$ 743.63                                   | \$ -   | \$ -   | \$ 743.63                                     |
| Heuring, Michael Allen                     | 53-09-13-401-039.000-015 | 1292   | 1B              | N  | \$ 182,700             | \$ 93,195                            | \$ 89,505         | \$ 1.5790                             | \$ 2.3198                | \$ 1,363.08        | \$ 2,142.79         | \$ 229.59  | \$ -   | \$ 550.11                               | \$ 779.71                                   | \$ -   | \$ -   | \$ 779.71                                     |
| Whitmer, Jeffrey M & Kelly J               | 53-09-13-401-041.000-015 | 1292   | 1B              | N  | \$ 171,200             | \$ 92,170                            | \$ 79,030         | \$ 1.5790                             | \$ 2.3198                | \$ 1,203.56        | \$ 1,980.43         | \$ 212.20  | \$ -   | \$ 564.67                               | \$ 776.87                                   | \$ -   | \$ -   | \$ 776.87                                     |
| Baird, Cortney                             | 53-09-13-401-034.000-015 | 1292   | 1B              | N  | \$ 146,400             | \$ 83,490                            | \$ 62,910         | \$ 1.5790                             | \$ 2.3198                | \$ 958.08          | \$ 1,576.45         | \$ 168.90  | \$ -   | \$ 449.47                               | \$ 618.37                                   | \$ -   | \$ -   | \$ 618.37                                     |
| Walden, Brandon & Cherry                   | 53-09-13-401-014.000-015 | 1292   | 1B              | N  | \$ 151,700             | \$ 85,345                            | \$ 66,355         | \$ 1.5790                             | \$ 2.3198                | \$ 1,010.54        | \$ 1,662.79         | \$ 178.16  | \$ -   | \$ 474.09                               | \$ 652.25                                   | \$ -   | \$ -   | \$ 652.25                                     |
| Tracey, Patrick                            | 53-09-13-401-060.000-015 | 1853   | 1B              | N  | \$ 161,500             | \$ 88,775                            | \$ 72,725         | \$ 1.5790                             | \$ 2.3198                | \$ 1,107.56        | \$ 1,822.41         | \$ 195.26  | \$ -   | \$ 519.60                               | \$ 714.85                                   | \$ -   | \$ -   | \$ 714.85                                     |
| State of Indiana                           | 53-09-13-103-061.000-015 |        | 1B              | N  | \$ -                   | \$ -                                 | \$ -              | \$ 1.5790                             | \$ 2.3198                | \$ -               | \$ -                | \$ -   | \$ -   | \$ -                                    | \$ -  | \$ -   | \$ -   | \$ -  |
| Deckard, Valerie A                         | 53-09-13-101-053.000-015 |        | 1B              | N  | \$ 134,300             | \$ 76,255                            | \$ 58,045         | \$ 1.5790                             | \$ 2.3198                | \$ 883.98          | \$ 1,454.54         | \$ 155.84  | \$ -   | \$ 414.72                               | \$ 570.56                                   | \$ 69.36   | \$ 14.76   | \$ 486.44                                     |
| Groves, Daniel L                           | 53-09-13-104-009.000-015 |        | 1B              | N  | \$ 122,600             | \$ 3,000                             | \$ 119,600        | \$ 1.5790                             | \$ 2.3198                | \$ 1,888.48        | \$ 2,875.24         | \$ 308.06  | \$ -   | \$ 678.69                               | \$ 986.76                                   | \$ 69.36   | \$ 14.76   | \$ 902.64                                     |
| Fish, Oscar E. & Myra F.                   | 53-09-13-101-064.000-015 |        | 1B              | N  | \$ 155,000             | \$ 97,500                            | \$ 57,500         | \$ 1.5790                             | \$ 2.3198                | \$ 598.88          | \$ 610.86           | \$ -   | \$ -   | \$ 11.98                                | \$ 11.98                                    | \$ 69.36   | \$ 22.20   | \$ (79.58)                                    |
| Morrison, Garry L & Carter, Shirley A      | 53-09-13-403-003.000-015 | 1563   | 1B              | N  | \$ 167,100             | \$ 101,735                           | \$ 65,365         | \$ 1.5790                             | \$ 2.3198                | \$ 598.48          | \$ 610.45           | \$ -   | \$ -   | \$ 11.97                                | \$ 11.97                                    | \$ 69.36   | \$ 22.20   | \$ (79.59)                                    |
| Krebbs, Michael R & Melissa J              | 53-09-13-403-007.000-015 | 1777   | 1B              | N  | \$ 168,800             | \$ 88,225                            | \$ 80,575         | \$ 1.5790                             | \$ 2.3198                | \$ 1,227.28        | \$ 1,981.58         | \$ 212.31  | \$ -   | \$ 541.98                               | \$ 754.30                                   | \$ 69.36   | \$ 22.20   | \$ 662.74                                     |
| Gabriel, Henry & Priscilla                 | 53-09-13-403-001.000-015 | 1563   | 1B              | N  | \$ 195,300             | \$ 100,605                           | \$ 94,695         | \$ 1.5790                             | \$ 2.3198                | \$ 1,442.12        | \$ 2,289.49         | \$ 245.29  | \$ -   | \$ 602.07                               | \$ 847.37                                   | \$ 69.36   | \$ 22.20   | \$ 755.81                                     |
| Silvennial, Daniel L & Shaylan N           | 53-09-13-403-006.000-015 | 1563   | 1B              | N  | \$ 175,700             | \$ 93,745                            | \$ 81,955         | \$ 1.5790                             | \$ 2.3198                | \$ 1,248.12        | \$ 2,053.73         | \$ 220.05  | \$ -   | \$ 585.56                               | \$ 805.61                                   | \$ 69.36   | \$ 22.20   | \$ 714.05                                     |
| Vermaat, Cheryl R & James                  | 53-09-13-403-010.000-015 | 2362   | 1B              | N  | \$ 194,000             | \$ 100,150                           | \$ 93,850         | \$ 1.5790                             | \$ 2.3198                | \$ 1,429.28        | \$ 2,274.02         | \$ 243.65  | \$ -   | \$ 601.10                               | \$ 844.74                                   | \$ 69.36   | \$ 22.20   | \$ 753.18                                     |
| Dobson, Christopher M & Holly D            | 53-09-13-403-011.000-015 | 2396   | 1B              | N  | \$ 185,400             | \$ 96,965                            | \$ 88,435         | \$ 1.5790                             | \$ 2.3198                | \$ 1,346.80        | \$ 2,166.26         | \$ 232.10  | \$ -   | \$ 587.36                               | \$ 819.46                                   | \$ 69.36   | \$ 22.20   | \$ 727.90                                     |
| Hottell, Nathan Kyle & Piper Rae           | 53-09-13-403-008.000-015 | 1563   | 1B              | N  | \$ 173,000             | \$ -                                 | \$ 173,000        | \$ 1.5790                             | \$ 2.3198                | \$ 2,731.68        | \$ 4,063.04         | \$ 435.33  | \$ -   | \$ 896.04                               | \$ 1,331.36                                 | \$ 69.36   | \$ 22.20   | \$ 1,239.80                                   |
| Miller, Michael; Noble, Lauren             | 53-09-13-410-006.000-015 | 1563   | 1B              | N  | \$ 200,800             | \$ 101,830                           | \$ 98,970         | \$ 1.5790                             | \$ 2.3198                | \$ 1,507.24        | \$ 2,333.30         | \$ 249.99  | \$ -   | \$ 576.07                               | \$ 826.06                                   | \$ 69.36   | \$ 22.20   | \$ 734.50                                     |
| Manley, Raymond D                          | 53-09-13-410-070.000-015 | 1563   | 1B              | N  | \$ 165,000             | \$ 90,000                            | \$ 75,000         | \$ 1.5790                             | \$ 2.3198                | \$ 1,142.20        | \$ 1,879.43         | \$ 201.37  | \$ -   | \$ 535.86                               | \$ 737.23                                   | \$ -   | \$ -   | \$ 737.23                                     |
| McClary, Ronald J & Sandra K               | 53-09-13-410-004.000-015 | 1563   | 1B              | N  | \$ 159,100             | \$ 87,935                            | \$ 71,165         | \$ 1.5790                             | \$ 2.3198                | \$ 1,083.80        | \$ 1,783.34         | \$ 191.08  | \$ -   | \$ 508.46                               | \$ 699.54                                   | \$ 69.36   | \$ 22.20   | \$ 607.98                                     |
| Stewart, Andrew J & Lora L                 | 53-09-13-410-009.000-015 | 1563   | 1B              | N  | \$ 164,400             | \$ 89,790                            | \$ 74,610         | \$ 1.5790                             | \$ 2.3198                | \$ 1,136.24        | \$ 1,869.64         | \$ 200.31  | \$ -   | \$ 533.09                               | \$ 733.40                                   | \$ 69.36   | \$ 22.20   | \$ 641.84                                     |
| Raper, Mark A & Ranatta S                  | 53-09-13-400-092.000-015 | 1597   | 1B              | N  | \$ 189,200             | \$ 135,735                           | \$ 53,465         | \$ 1.5790                             | \$ 2.3198                | \$ 814.24          | \$ 1,339.78         | \$ 143.55  | \$ -   | \$ 381.99                               | \$ 525.54                                   | \$ 69.36   | \$ 22.20   | \$ 433.98                                     |
| Hansford, Christopher S                    | 53-09-13-400-060.000-015 | 1597   | 1B              | N  | \$ 174,000             | \$ 93,150                            | \$ 80,850         | \$ 1.5790                             | \$ 2.3198                | \$ 1,231.28        | \$ 2,026.03         | \$ 217.07  | \$ -   | \$ 577.67                               | \$ 794.75                                   | \$ 69.36   | \$ 22.20   | \$ 703.19                                     |
| Smith, Larry Edwin Jr & Catherine Collins  | 53-09-13-400-081.000-015 | 1597   | 1B              | N  | \$ 163,600             | \$ 89,510                            | \$ 74,090         | \$ 1.5790                             | \$ 2.3198                | \$ 1,128.34        | \$ 1,856.63         | \$ 198.93  | \$ -   | \$ 529.36                               | \$ 728.29                                   | \$ 69.36   | \$ 22.20   | \$ 636.73                                     |
| Smith, Larry Edwin Jr & Catherine Collins  | 53-09-13-400-042.000-015 | 1597   | 1B              | N  | \$ 168,500             | \$ 91,225                            | \$ 77,275         | \$ 1.5790                             | \$ 2.3198                | \$ 1,176.84        | \$ 1,936.43         | \$ 207.48  | \$ -   | \$ 552.12                               | \$ 759.59                                   | \$ 69.36   | \$ 22.20   | \$ 668.03                                     |
| Harris, Rhonda Joanne                      | 53-09-13-400-096.000-015 | 1539   | 1B              | N  | \$ 158,000             | \$ 87,550                            | \$ 70,450         | \$ 1.5790                             | \$ 2.3198                | \$ 1,072.92        | \$ 1,765.41         | \$ 189.15  | \$ -   | \$ 503.34                               | \$ 692.49                                   | \$ 69.36   | \$ 22.20   | \$ 600.93                                     |
| Hamilton, Ron R & Jane E                   | 53-09-13-400-098.000-015 | 1752   | 1B              | N  | \$ 187,800             | \$ 97,805                            | \$ 89,995         | \$ 1.5790                             | \$ 2.3198                | \$ 1,370.56        | \$ 2,194.82         | \$ 235.15  | \$ -   | \$ 589.11                               | \$ 824.26                                   | \$ 69.36   | \$ 22.20   | \$ 732.70                                     |
| Parrott, Jeana L; Nolan & Edwynna D Turner | 53-09-13-400-094.000-015 | 1478   | 1B              | N  | \$ 197,600             | \$ -                                 | \$ 197,600        | \$ 1.5790                             | \$ 2.3198                | \$ 3,120.10        | \$ 4,639.36         | \$ 497.07  | \$ -   | \$ 1,022.19                             | \$ 1,519.26                                 | \$ 69.36   | \$ 22.20   | \$ 1,427.70                                   |
| Fleener, Garth D & Adkins-Fleener, Karen   | 53-09-13-400-095.000-015 | 1578   | 1B              | N  | \$ 150,300             | \$ 84,855                            | \$ 65,445         | \$ 1.5790                             | \$ 2.3198                | \$ 996.68          | \$ 1,639.97         | \$ 175.70  | \$ -   | \$ 467.59                               | \$ 643.29                                   | \$ 69.36   | \$ 22.20   | \$ 551.73                                     |
| Adams, Jeremy B & Melanie                  | 53-09-13-400-023.000-015 | 1517   | 1B              | N  | \$ 250,000             | \$ 119,750                           | \$ 130,250        | \$ 1.5790                             | \$ 2.3198                | \$ 1,983.62        | \$ 2,940.48         | \$ 315.05  | \$ -   | \$ 641.81                               | \$ 956.86                                   | \$ 69.36   | \$ 22.20   | \$ 865.30                                     |
| Kennington, Corey D                        | 53-09-13-400-055.000-015 | 1576   | 1B              | N  | \$ 196,800             | \$ 101,130                           | \$ 95,670         | \$ 1.5790                             | \$ 2.3198                | \$ 1,457.00        | \$ 2,307.34         | \$ 247.21  | \$ -   | \$ 603.13                               | \$ 850.34                                   | \$ 69.36   | \$ 22.20   | \$ 758.78                                     |
| Montgomery, Stephanie                      | 53-09-13-400-046.000-015 |        | 1B              | N  | \$ 102,400             | \$ 68,090                            | \$ 34,310         | \$ 1.5790                             | \$ 2.3198                | \$ 522.52          | \$ 859.77           | \$ 92.11   | \$ -   | \$ 245.13                               | \$ 337.25                                   | \$ 69.36   | \$ 22.20   | \$ 245.69                                     |
| State of Indiana                           | 53-09-24-100-006.000-015 | 1636   | 1B              | N  | \$ -                   | \$ -                                 | \$ -              | \$ 1.5790                             | \$ 2.3198                | \$ -               | \$ -                | \$ -   | \$ -   | \$ -                                    | \$ -  | \$ -   | \$ -   | \$ -  |
| Hoene, Emmett C & Debra Lynn               | 53-09-12-402-015.000-015 |        | 1B              | N  | \$ 106,300             | \$ 69,455                            | \$ 36,845         | \$ 1.5790                             | \$ 2.3198                | \$ 561.12          | \$ 923.29           | \$ 98.92   | \$ -   | \$ 263.25                               | \$ 362.17                                   | \$ 69.36   | \$ 22.20   | \$ 270.61                                     |
| Lebby, David A Jr; Lebby, Charlie          | 53-09-13-104-001.000-015 |        | 1B              | N  | \$ 108,700             | \$ 70,295                            | \$ 38,405         | \$ 1.5790                             | \$ 2.3198                | \$ 584.88          | \$ 962.39           | \$ 103.12  | \$ -   | \$ 274.39                               | \$ 377.51                                   | \$ 69.36   | \$ 14.76   | \$ 293.39                                     |
| Newlin-Blackwell, Liam                     | 53-09-13-102-007.000-015 |        | 1B              | N  | \$ 169,300             | \$ 91,330                            | \$ 77,970         | \$ 1.5790                             | \$ 2.3198                | \$ 1,187.44        | \$ 1,953.84         | \$ 209.33  | \$ -   | \$ 557.07                               | \$ 766.40                                   | \$ 69.36   | \$ 22.20   | \$ 674.84                                     |
| Cole, Shannon Jessee                       | 53-09-13-103-092.000-015 |        | 1B              | N  | \$ 154,800             | \$ 81,715                            | \$ 73,085         | \$ 1.5790                             | \$ 2.3198                | \$ 1,115.78        | \$ 1,835.96         | \$ 196.71  | \$ -   | \$ 523.47                               | \$ 720.18                                   | \$ 69.36   | \$ 14.76   | \$ 636.06                                     |
| Edwards, Janice G Revocable Living Trust   | 53-09-13-400-004.000-015 | 2046   | 1B              | N  | \$ 103,800             | \$ 68,580                            | \$ 35,220         | \$ 1.5790                             | \$ 2.3198                | \$ 536.36          | \$ 882.57           | \$ 94.55   | \$ -   | \$ 251.65                               | \$ 346.21                                   | \$ 69.36   | \$ 22.20   | \$ 254.65                                     |
| Cream & Crimson Management LLC             | 53-09-13-400-034.000-015 |        | 1B              | N  | \$ 99,300              | \$ -                                 | \$ 99,300         | \$ 1.5790                             | \$ 2.3198                | \$ 1,567.96        | \$ 2,331.42         | \$ 249.80  | \$ -   | \$ 513.67                               | \$ 763.46                                   | \$ 69.36   | \$ 22.20   | \$ 671.90                                     |
| Harris, Brandon A & Amanda D               | 53-09-13-400-084.000-015 | 1648   | 1B              | N  | \$ 198,700             | \$ 126,755                           | \$ 71,945         | \$ 1.5790                             | \$ 2.3198                | \$ 1,095.68        | \$ 1,802.86         | \$ 193.16  | \$ -   | \$ 514.03                               | \$ 707.18                                   | \$ 69.36   | \$ 22.20   | \$ 615.62                                     |
| Hanlon, Johnny Robert                      | 53-09-13-104-013.000-015 |        | 1B              | N  | \$ 124,500             | \$ -                                 | \$ 124,500        | \$ 1.5790                             | \$ 2.3198                | \$ 1,965.86        | \$ 2,923.08         | \$ 313.19  | \$ -   | \$ 644.03                               | \$ 957.22                                   | \$ 69.36   | \$ 22.20   | \$ 865.66                                     |
| State of Indiana                           | 53-09-12-403-002.000-015 |        | 1B              | N  | \$ -                   | \$ -                                 | \$ -              | \$ 1.5790                             | \$ 2.3198                | \$ -               | \$ -                | \$ -   | \$ -   | \$ -                                    | \$ -  | \$ -   | \$ -   | \$ -  |
| Sweat, Deborah K                           | 53-09-13-103-089.000-015 |        | 1B              | N  | \$ 157,500             | \$ 87,375                            | \$ 70,125         | \$ 1.5790                             | \$ 2.3198                | \$ 1,067.96        | \$ 1,757.26         | \$ 188.28  | \$ -   | \$ 501.03                               | \$ 689.30                                   | \$ 69.36   | \$ 14.76   | \$ 605.18                                     |
| Pagel, Christopher A                       | 53-09-13-407-008.000-015 |        | 1B              | N  | \$ 112,600             | \$ 71,660                            | \$ 40,940         | \$ 1.5790                             | \$ 2.3198                | \$ 623.48          | \$ 1,025.91         | \$ 109.92  | \$ -   | \$ 292.51                               | \$ 402.43                                   | \$ 69.36   | \$ 14.76   | \$ 318.31                                     |
| Groves, Daniel L                           | 53-09-13-104-010.000-015 |        | 1B              | N  | \$ 121,900             | \$ -                                 | \$ 121,900        | \$ 1.5790                             | \$ 2.3198                | \$ 1,924.80        | \$ 2,862.04         | \$ 306.65  | \$ -   | \$ 630.59                               | \$ 937.24                                   | \$ 69.36   | \$ 14.76   | \$ 853.12                                     |
| Carr, J Kevin                              | 53-09-13-101-039.000-015 |        | 1B              | N  | \$ 98,400              | \$ -                                 | \$ 98,400         | \$ 1.5790                             | \$ 2.3198                | \$ 1,553.74        | \$ 2,310.29         | \$ 247.53  | \$ -   | \$ 509.02                               | \$ 756.55                                   | \$ -   | \$ -   | \$ 756.55                                     |
| Carpenter, Bruce M                         | 53-09-13-104-003.000-015 |        | 1B              | N  | \$ 117,200             | \$ 73,270                            | \$ 43,930         | \$ 1.5790                             | \$ 2.3198                | \$ 669.02          | \$ 1,100.86         | \$ 117.96  | \$ -   | \$ 313.88                               | \$ 431.84                                   | \$ 69.36   | \$ 22.20   | \$ 340.28                                     |
| Crum, Nathaniel Prescott & Katie E         | 53-09-12-402-042.000-015 |        | 1B              | N  | \$ 145,300             | \$ 108,065                           | \$ 37,235         | \$ 1.5790                             | \$ 2.3198                | \$ 479.80          | \$ 933.06           | \$ 99.97   | \$ -   | \$ 353.30                               | \$ 453.26                                   | \$ 69.36   | \$ 14.76   | \$ 369.14                                     |

# City of Bloomington

## Area #1B: South-West Annexation Area - Tax Impacts Analysis

Note (1): This section shows the inc/(dec) in tax bills due to differences between township fire protection rates and the Monroe Fire Protection District fire rate

| Owner Name  | Parcel #   | Waiver | Annexation Area | AG | 2020 Pay 2021 Gross AV | 2020 Pay 2021 Deductions /Exemptions | 2020 Pay 2021 NAV | Pre-Annex 2020 Pay 2021 Prop Tax Rate | Post-Annex Prop Tax Rate | Pre-Annex Tax Bill | Post-Annex Tax Bill | Net Tax Bill Increase Due Solely to AV Growth (12% - Aggregate over 4 years) | Net Tax Bill Increase Due to Difference Between Fire Rates (1) | Net Tax Bill Increase Due to Annexation | Total Post-Annexation Net Tax Bill Increase | Benefit 1 Yearly Sewer Bill Savings (@ 4000 Gal/Month) | Benefit 2 Yearly Fire Protection (Water Surcharge) Savings | Post-Annex Tax Bill Inc/(Dec) Net of Benefits |
|---|--|--------|-----------------|----|------------------------|--------------------------------------|-------------------|---------------------------------------|--------------------------|--------------------|---------------------|--|--|---|---|--|--|---|
| Panigada, Jose Leonardo & Maria Sofia<br>The Revocable Trust Agreement of<br>Mobley, Joan | 53-09-13-101-061.000-015<br>53-09-12-401-012.000-015 |        | 1B              | N  | \$ 146,600             | \$ 83,560                            | \$ 63,040         | \$ 1.5790                             | \$ 2.3198                | \$ 960.04          | \$ 1,579.72         | \$ 169.26  | \$ -   | \$ 450.42                               | \$ 619.68                                   | \$ 69.36   | \$ 14.76   | \$ 535.56                                     |
| Moreland, Shea  | 53-09-13-102-011.000-015                             |        | 1B              | N  | \$ 109,500             | \$ 70,575                            | \$ 38,925         | \$ 1.5790                             | \$ 2.3198                | \$ 592.80          | \$ 975.42           | \$ 104.51  | \$ -   | \$ 278.11                               | \$ 382.62                                   | \$ 69.36   | \$ 14.76   | \$ 298.50                                     |
| Kenny, John   | 53-09-13-101-024.000-015                             |        | 1B              | N  | \$ 146,900             | \$ 108,625                           | \$ 38,275         | \$ 1.5790                             | \$ 2.3198                | \$ 582.90          | \$ 959.14           | \$ 102.76  | \$ -   | \$ 273.47                               | \$ 376.24                                   | \$ -   | \$ -   | \$ 376.24                                     |
| Leahy, Kevin C & Patty A  | 53-09-13-401-013.000-015                             | 1292   | 1B              | N  | \$ 162,800             | \$ 89,230                            | \$ 73,570         | \$ 1.5790                             | \$ 2.3198                | \$ 1,120.42        | \$ 1,843.59         | \$ 197.52  | \$ -   | \$ 525.65                               | \$ 723.17                                   | \$ 69.36   | \$ 37.08   | \$ 616.73                                     |
| Rey, Walter & Eunyoung  | 53-09-13-401-009.000-015                             | 1292   | 1B              | N  | \$ 172,200             | \$ 92,415                            | \$ 79,785         | \$ 1.5790                             | \$ 2.3198                | \$ 1,215.08        | \$ 1,999.32         | \$ 214.21  | \$ -   | \$ 570.04                               | \$ 784.24                                   | \$ 69.36   | \$ 37.08   | \$ 677.80                                     |
| Williams, Jo Ann  | 53-09-13-401-024.000-015                             | 1292   | 1B              | N  | \$ 157,300             | \$ 87,130                            | \$ 70,170         | \$ 1.5790                             | \$ 2.3198                | \$ 1,068.64        | \$ 1,758.38         | \$ 188.39  | \$ -   | \$ 501.35                               | \$ 689.74                                   | \$ 69.36   | \$ 22.20   | \$ 598.18                                     |
| Dickerhoof, Roger B & Greta L   | 53-09-13-401-021.000-015                             | 1292   | 1B              | N  | \$ 165,500             | \$ 87,175                            | \$ 78,325         | \$ 1.5790                             | \$ 2.3198                | \$ 1,192.84        | \$ 1,938.08         | \$ 207.65  | \$ -   | \$ 537.59                               | \$ 745.24                                   | \$ 69.36   | \$ 37.08   | \$ 638.80                                     |
| Powell, Kenneth   | 53-09-13-401-008.000-015                             | 2437   | 1B              | N  | \$ 177,700             | \$ -                                 | \$ 177,700        | \$ 1.5790                             | \$ 2.3198                | \$ 2,805.88        | \$ 4,172.14         | \$ 447.02  | \$ -   | \$ 919.25                               | \$ 1,366.26                                 | \$ 69.36   | \$ 22.20   | \$ 1,274.70                                   |
| Miller, Robin S & Henderson-Miller, Lesli   | 53-09-13-401-016.000-015                             | 1292   | 1B              | N  | \$ 170,800             | \$ 91,365                            | \$ 79,435         | \$ 1.5790                             | \$ 2.3198                | \$ 1,209.74        | \$ 1,977.35         | \$ 211.86  | \$ -   | \$ 555.76                               | \$ 767.61                                   | \$ 69.36   | \$ 37.08   | \$ 661.17                                     |
| Woodhaven-Citation Homeowners Assoc Inc   | 53-09-13-401-064.000-015                             | 1292   | 1B              | N  | \$ -                   | \$ -                                 | \$ -              | \$ 1.5790                             | \$ 2.3198                | \$ -               | \$ -                | \$ -   | \$ -   | \$ -                                    | \$ -  | \$ -   | \$ -   | \$ -  |
| Johnson, Janet L Revocable Trust  | 53-09-13-103-039.000-015                             |        | 1B              | N  | \$ 103,500             | \$ 79,370                            | \$ 24,130         | \$ 1.5790                             | \$ 2.3198                | \$ 196.32          | \$ 200.25           | \$ -   | \$ -   | \$ 3.93                                 | \$ 3.93                                     | \$ 69.36   | \$ 22.20   | \$ (87.63)                                    |
| Burch, Denise R   | 53-09-13-104-017.000-015                             |        | 1B              | N  | \$ 140,100             | \$ 81,285                            | \$ 58,815         | \$ 1.5790                             | \$ 2.3198                | \$ 895.72          | \$ 1,473.85         | \$ 157.92  | \$ -   | \$ 420.21                               | \$ 578.13                                   | \$ 69.36   | \$ 22.20   | \$ 486.57                                     |
| Pate, Michael D & Jacqueline A Joint Revocable Trust                                      | 53-09-13-101-042.000-015                             |        | 1B              | N  | \$ 123,700             | \$ 72,545                            | \$ 51,155         | \$ 1.5790                             | \$ 2.3198                | \$ 779.06          | \$ 1,281.91         | \$ 137.36  | \$ -   | \$ 365.49                               | \$ 502.85                                   | \$ 69.36   | \$ 22.20   | \$ 411.29                                     |
| Clark, Michael R & Arnetta D  | 53-09-13-107-018.000-015                             |        | 1B              | N  | \$ 141,200             | \$ 81,670                            | \$ 59,530         | \$ 1.5790                             | \$ 2.3198                | \$ 906.60          | \$ 1,491.77         | \$ 159.84  | \$ -   | \$ 425.33                               | \$ 585.17                                   | \$ 69.36   | \$ 14.76   | \$ 501.05                                     |
| McHenry, Samuel   | 53-09-13-107-002.000-015                             |        | 1B              | N  | \$ 173,200             | \$ 92,870                            | \$ 80,330         | \$ 1.5790                             | \$ 2.3198                | \$ 1,223.36        | \$ 2,013.00         | \$ 215.69  | \$ -   | \$ 573.96                               | \$ 789.64                                   | \$ 69.36   | \$ 22.20   | \$ 698.08                                     |
| Nisbet, Richard L & Shelley K   | 53-09-13-103-029.000-015                             |        | 1B              | N  | \$ 105,000             | \$ -                                 | \$ 105,000        | \$ 1.5790                             | \$ 2.3198                | \$ 1,657.94        | \$ 2,469.00         | \$ 264.54  | \$ -   | \$ 546.53                               | \$ 811.06                                   | \$ 69.36   | \$ 14.76   | \$ 726.94                                     |
| Boling, Patricia S  | 53-09-13-407-018.000-015                             |        | 1B              | N  | \$ 101,300             | \$ 67,530                            | \$ 33,770         | \$ 1.5790                             | \$ 2.3198                | \$ 514.28          | \$ 846.23           | \$ 90.66   | \$ -   | \$ 241.29                               | \$ 331.95                                   | \$ 69.36   | \$ 14.76   | \$ 247.83                                     |
| Axson, Treva B  | 53-09-13-400-061.000-015                             | 1505   | 1B              | N  | \$ 190,800             | \$ 98,855                            | \$ 91,945         | \$ 1.5790                             | \$ 2.3198                | \$ 1,400.24        | \$ 2,230.52         | \$ 238.98  | \$ -   | \$ 591.30                               | \$ 830.28                                   | \$ 69.36   | \$ 22.20   | \$ 738.72                                     |
| Winkelman, Barbara Lynn   | 53-09-13-400-053.000-015                             | 1597   | 1B              | N  | \$ 182,500             | \$ 96,125                            | \$ 86,375         | \$ 1.5790                             | \$ 2.3198                | \$ 1,315.44        | \$ 2,137.16         | \$ 228.98  | \$ -   | \$ 592.74                               | \$ 821.72                                   | \$ 69.36   | \$ 22.20   | \$ 730.16                                     |
| Rasner, Donald L & Linda L  | 53-09-13-400-043.000-015                             | 1485   | 1B              | N  | \$ 174,700             | \$ 93,395                            | \$ 81,305         | \$ 1.5790                             | \$ 2.3198                | \$ 1,238.22        | \$ 2,037.43         | \$ 218.30  | \$ -   | \$ 580.91                               | \$ 799.21                                   | \$ 69.36   | \$ 22.20   | \$ 707.65                                     |
| Pieper, Karen & Frederick   | 53-09-13-400-093.000-015                             | 1597   | 1B              | N  | \$ 190,400             | \$ 98,715                            | \$ 91,685         | \$ 1.5790                             | \$ 2.3198                | \$ 1,396.30        | \$ 2,225.76         | \$ 238.47  | \$ -   | \$ 590.99                               | \$ 829.46                                   | \$ 69.36   | \$ 22.20   | \$ 737.90                                     |
| Bates, Kimberly A   | 53-09-12-402-052.000-015                             |        | 1B              | N  | \$ 174,300             | \$ 93,255                            | \$ 81,045         | \$ 1.5790                             | \$ 2.3198                | \$ 1,234.26        | \$ 2,030.90         | \$ 217.59  | \$ -   | \$ 579.06                               | \$ 796.64                                   | \$ 69.36   | \$ 14.76   | \$ 712.52                                     |
| Valdettaro, Martha D Rev Trust  | 53-09-13-407-004.000-015                             |        | 1B              | N  | \$ 131,800             | \$ -                                 | \$ 131,800        | \$ 1.5790                             | \$ 2.3198                | \$ 2,081.12        | \$ 3,094.47         | \$ 331.55  | \$ -   | \$ 681.80                               | \$ 1,013.35                                 | \$ 69.36   | \$ 14.76   | \$ 929.23                                     |
| Kagemann, Giovanna  | 53-09-12-401-011.000-015                             |        | 1B              | N  | \$ 162,200             | \$ -                                 | \$ 162,200        | \$ 1.5790                             | \$ 2.3198                | \$ 2,561.14        | \$ 4,214.22         | \$ 451.52  | \$ -   | \$ 1,201.56                             | \$ 1,653.08                                 | \$ 69.36   | \$ 22.20   | \$ 1,561.52                                   |
| State Of Indiana  | 53-09-12-401-018.000-015                             |        | 1B              | N  | \$ -                   | \$ -                                 | \$ -              | \$ 1.5790                             | \$ 2.3198                | \$ -               | \$ -                | \$ -   | \$ -   | \$ -                                    | \$ -  | \$ -   | \$ -   | \$ -  |
| Vickers, Travis S & Bethany D   | 53-09-13-102-002.000-015                             |        | 1B              | N  | \$ 118,900             | \$ 73,865                            | \$ 45,035         | \$ 1.5790                             | \$ 2.3198                | \$ 685.84          | \$ 1,128.53         | \$ 120.91  | \$ -   | \$ 321.78                               | \$ 442.69                                   | \$ 69.36   | \$ 22.20   | \$ 351.13                                     |
| State Of Indiana  | 53-09-12-100-025.000-015                             |        | 1B              | N  | \$ -                   | \$ -                                 | \$ -              | \$ 1.5790                             | \$ 2.3198                | \$ -               | \$ -                | \$ -   | \$ -   | \$ -                                    | \$ -  | \$ -   | \$ -   | \$ -  |
| Pritchett, Camila J   | 53-09-13-103-086.000-015                             |        | 1B              | N  | \$ 117,100             | \$ 73,095                            | \$ 44,005         | \$ 1.5790                             | \$ 2.3198                | \$ 670.16          | \$ 1,102.74         | \$ 118.16  | \$ -   | \$ 314.42                               | \$ 432.58                                   | \$ -   | \$ -   | \$ 432.58                                     |
| Sparks, Clevis Russell & Lois Jane Trust  | 53-09-12-401-009.000-015                             |        | 1B              | N  | \$ 163,400             | \$ 86,440                            | \$ 76,960         | \$ 1.5790                             | \$ 2.3198                | \$ 1,172.04        | \$ 1,913.08         | \$ 204.97  | \$ -   | \$ 536.07                               | \$ 741.04                                   | \$ 69.36   | \$ 14.76   | \$ 656.92                                     |
| Jacobs, James Lloyd   | 53-09-12-400-071.000-015                             | 1429   | 1B              | N  | \$ 162,900             | \$ 88,390                            | \$ 74,510         | \$ 1.5790                             | \$ 2.3198                | \$ 1,134.72        | \$ 1,867.14         | \$ 200.05  | \$ -   | \$ 532.37                               | \$ 732.42                                   | \$ 69.36   | \$ 37.08   | \$ 625.98                                     |
| Campbell, Johnny C  | 53-09-13-104-020.000-015                             |        | 1B              | N  | \$ 131,200             | \$ 78,170                            | \$ 53,030         | \$ 1.5790                             | \$ 2.3198                | \$ 807.60          | \$ 1,328.88         | \$ 142.39  | \$ -   | \$ 378.89                               | \$ 521.28                                   | \$ 69.36   | \$ 22.20   | \$ 429.72                                     |
| Sears, Owen D & Audrey L  | 53-09-13-407-002.000-015                             |        | 1B              | N  | \$ 104,800             | \$ 82,930                            | \$ 21,870         | \$ 1.5790                             | \$ 2.3198                | \$ 41.84           | \$ 42.68            | \$ -   | \$ -   | \$ 0.84                                 | \$ 0.84                                     | \$ 69.36   | \$ 22.20   | \$ (90.72)                                    |
| Ibson, Anita J Lawlis   | 53-09-13-103-003.000-015                             | 1836   | 1B              | N  | \$ 97,500              | \$ 66,375                            | \$ 31,125         | \$ 1.5790                             | \$ 2.3198                | \$ 474.00          | \$ 779.96           | \$ 83.57   | \$ -   | \$ 222.40                               | \$ 305.96                                   | \$ 69.36   | \$ 14.76   | \$ 221.84                                     |
| Ranz, Julie T   | 53-09-13-103-004.000-015                             |        | 1B              | N  | \$ 139,800             | \$ 81,180                            | \$ 58,620         | \$ 1.5790                             | \$ 2.3198                | \$ 892.74          | \$ 1,468.95         | \$ 157.38  | \$ -   | \$ 418.83                               | \$ 576.21                                   | \$ 69.36   | \$ 14.76   | \$ 492.09                                     |
| Hickman, Morris R & Mary C  | 53-09-13-104-037.000-015                             |        | 1B              | N  | \$ 130,800             | \$ 3,000                             | \$ 127,800        | \$ 1.5790                             | \$ 2.3198                | \$ 2,017.96        | \$ 3,067.76         | \$ 328.69  | \$ -   | \$ 721.11                               | \$ 1,049.80                                 | \$ 69.36   | \$ 14.76   | \$ 965.68                                     |
| Lyons, Joshua T & Kayla M   | 53-09-12-400-003.000-015                             | 2303   | 1B              | N  | \$ 130,000             | \$ 77,750                            | \$ 52,250         | \$ 1.5790                             | \$ 2.3198                | \$ 795.72          | \$ 1,309.33         | \$ 140.29  | \$ -   | \$ 373.32                               | \$ 513.61                                   | \$ 69.36   | \$ 22.20   | \$ 422.05                                     |
| Shirley, Lawrence A II  | 53-09-13-102-032.000-015                             |        | 1B              | N  | \$ 116,100             | \$ 72,885                            | \$ 43,215         | \$ 1.5790                             | \$ 2.3198                | \$ 658.12          | \$ 1,082.93         | \$ 116.03  | \$ -   | \$ 308.78                               | \$ 424.81                                   | \$ 69.36   | \$ 22.20   | \$ 333.25                                     |
| Collins, Bradley J  | 53-09-13-102-022.000-015                             |        | 1B              | N  | \$ 152,100             | \$ 85,100                            | \$ 67,000         | \$ 1.5790                             | \$ 2.3198                | \$ 1,020.36        | \$ 1,678.95         | \$ 179.89  | \$ -   | \$ 478.70                               | \$ 658.59                                   | \$ 69.36   | \$ 22.20   | \$ 567.03                                     |
| Emmert, Georgia K & Bagwell, Janice E   | 53-09-13-105-023.000-015                             |        | 1B              | N  | \$ 139,500             | \$ 77,480                            | \$ 62,020         | \$ 1.5790                             | \$ 2.3198                | \$ 945.48          | \$ 1,555.72         | \$ 166.68  | \$ -   | \$ 443.57                               | \$ 610.24                                   | \$ 69.36   | \$ 14.76   | \$ 526.12                                     |
| Hartfield, William A & Cecilia L  | 53-09-12-401-015.000-015                             |        | 1B              | N  | \$ 25,800              | \$ -                                 | \$ 25,800         | \$ 1.5790                             | \$ 2.3198                | \$ 407.38          | \$ 670.33           | \$ 71.82   | \$ -   | \$ 191.13                               | \$ 262.95                                   | \$ -   | \$ -   | \$ 262.95                                     |
| Crumbaker, James A & Julia F  | 53-09-13-101-038.000-015                             |        | 1B              | N  | \$ 132,300             | \$ 78,555                            | \$ 53,745         | \$ 1.5790                             | \$ 2.3198                | \$ 818.48          | \$ 1,346.78         | \$ 144.29  | \$ -   | \$ 384.01                               | \$ 528.30                                   | \$ 69.36   | \$ 22.20   | \$ 436.74                                     |
| Crum, Jonathan Vandevort & Tenile   | 53-09-13-104-019.000-015                             |        | 1B              | N  | \$ 162,100             | \$ 88,985                            | \$ 73,115         | \$ 1.5790                             | \$ 2.3198                | \$ 1,113.48        | \$ 1,832.19         | \$ 196.31  | \$ -   | \$ 522.40                               | \$ 718.71                                   | \$ 69.36   | \$ 14.76   | \$ 634.59                                     |
| Velasco, Marie  | 53-09-13-103-068.000-015                             |        | 1B              | N  | \$ 118,300             | \$ 84,655                            | \$ 33,645         | \$ 1.5790                             | \$ 2.3198                | \$ 290.42          | \$ 296.23           | \$ -   | \$ -   | \$ 5.81                                 | \$ 5.81                                     | \$ 69.36   | \$ 14.76   | \$ (78.31)                                    |
| Westmoreland LLC  | 53-09-13-105-010.000-015                             |        | 1B              | N  | \$ 114,700             | \$ -                                 | \$ 114,700        | \$ 1.5790                             | \$ 2.3198                | \$ 1,811.12        | \$ 2,692.99         | \$ 288.53  | \$ -   | \$ 593.34                               | \$ 881.87                                   | \$ 69.36   | \$ 22.20   | \$ 790.31                                     |
| Hammock, Stephen L & Irene R  | 53-09-12-402-045.000-015                             | 1051   | 1B              | N  | \$ 173,000             | \$ 89,800                            | \$ 83,200         | \$ 1.5790                             | \$ 2.3198                | \$ 1,267.08        | \$ 2,027.34         | \$ 217.21  | \$ -   | \$ 543.04                               | \$ 760.26                                   | \$ 69.36   | \$ 14.76   | \$ 676.14                                     |
| Walker, James F & Clare G Trustees  | 53-09-12-400-030.000-015                             | 1102   | 1B              | N  | \$ 131,000             | \$ 75,100                            | \$ 55,900         | \$ 1.5790                             | \$ 2.3198                | \$ 851.32          | \$ 1,400.81         | \$ 150.09  | \$ -   | \$ 399.40                               | \$ 549.49                                   | \$ 69.36   | \$ 14.76   | \$ 465.37                                     |
| Drew, James David   | 53-09-12-400-043.000-015                             | 1315   | 1B              | N  | \$ 83,900              | \$ 58,615                            | \$ 25,285         | \$ 1.5790                             | \$ 2.3198                | \$ 385.08          | \$ 633.61           | \$ 67.88   | \$ -   | \$ 180.65                               | \$ 248.53                                   | \$ 69.36   | \$ 37.08   | \$ 142.09                                     |

# City of Bloomington

## Area #1B: South-West Annexation Area - Tax Impacts Analysis

Note (1): This section shows the inc/(dec) in tax bills due to differences between township fire protection rates and the Monroe Fire Protection District fire rate

| Owner Name  | Parcel #                 | Waiver | Annexation Area | AG | 2020 Pay 2021 Gross AV | 2020 Pay 2021 Deductions /Exemptions | 2020 Pay 2021 NAV | Pre-Annex 2020 Pay 2021 Prop Tax Rate | Post-Annex Prop Tax Rate | Pre-Annex Tax Bill | Post-Annex Tax Bill | Net Tax Bill Increase Due Solely to AV Growth (12% - Aggregate over 4 years) | Net Tax Bill Increase Due to Difference Between Fire Rates (1) | Net Tax Bill Increase Due to Annexation | Total Post-Annexation Net Tax Bill Increase | Benefit 1 Yearly Sewer Bill Savings (@ 4000 Gal/Month) | Benefit 2 Yearly Fire Protection (Water Surcharge) Savings | Post-Annex Net of Benefits Tax Bill Inc/(Dec) |
|---|--------------------------|--------|-----------------|----|------------------------|--------------------------------------|-------------------|---------------------------------------|--------------------------|--------------------|---------------------|--|--|---|---|--|--|---|
| Palmer, Evan A & Jessica M                            | 53-09-13-101-014.000-015 |        | 1B              | N  | \$ 152,600             | \$ 85,660                            | \$ 66,940         | \$ 1.5790                             | \$ 2.3198                | \$ 1,019.44        | \$ 1,677.45         | \$ 179.73  | \$ -   | \$ 478.28                               | \$ 658.01                                   | \$ -   | \$ -   | \$ 658.01                                     |
| Huff, Alice E   | 53-09-13-103-027.000-015 |        | 1B              | N  | \$ 149,700             | \$ 98,645                            | \$ 51,055         | \$ 1.5790                             | \$ 2.3198                | \$ 283.12          | \$ 288.78           | \$ -   | \$ -   | \$ 5.66                                 | \$ 5.66                                     | \$ 69.36   | \$ 14.76   | \$ (78.46)                                    |
| Alano, Brian B. & Rebecca A.                          | 53-09-13-101-030.000-015 |        | 1B              | N  | \$ 115,600             | \$ -                                 | \$ 115,600        | \$ 1.5790                             | \$ 2.3198                | \$ 1,825.32        | \$ 2,714.12         | \$ 290.80  | \$ -   | \$ 598.00                               | \$ 888.80                                   | \$ -   | \$ -   | \$ 888.80                                     |
| Bell, Jared M   | 53-09-13-103-034.000-015 |        | 1B              | N  | \$ 126,800             | \$ 24,960                            | \$ 101,840        | \$ 1.5790                             | \$ 2.3198                | \$ 1,608.04        | \$ 2,645.98         | \$ 283.50  | \$ -   | \$ 754.43                               | \$ 1,037.94                                 | \$ 69.36   | \$ 14.76   | \$ 953.82                                     |
| Casad, Michael L. & Diane K.                          | 53-09-13-103-043.000-015 |        | 1B              | N  | \$ 90,900              | \$ -                                 | \$ 90,900         | \$ 1.5790                             | \$ 2.3198                | \$ 1,435.32        | \$ 2,134.20         | \$ 228.66  | \$ -   | \$ 470.22                               | \$ 698.88                                   | \$ 69.36   | \$ 22.20   | \$ 607.32                                     |
| Cress, Michael L & Ellington, Erin D                  | 53-09-13-103-010.000-015 |        | 1B              | N  | \$ 133,600             | \$ 76,010                            | \$ 57,590         | \$ 1.5790                             | \$ 2.3198                | \$ 877.06          | \$ 1,443.16         | \$ 154.63  | \$ -   | \$ 411.47                               | \$ 566.10                                   | \$ 69.36   | \$ 14.76   | \$ 481.98                                     |
| Lewis, William E & Tracey L                           | 53-09-13-103-055.000-015 |        | 1B              | N  | \$ 90,500              | \$ 63,820                            | \$ 26,680         | \$ 1.5790                             | \$ 2.3198                | \$ 406.32          | \$ 668.58           | \$ 71.64   | \$ -   | \$ 190.62                               | \$ 262.26                                   | \$ 69.36   | \$ 14.76   | \$ 178.14                                     |
| Bailey, Colleen E                                     | 53-09-13-101-007.000-015 |        | 1B              | N  | \$ 99,400              | \$ 67,040                            | \$ 32,360         | \$ 1.5790                             | \$ 2.3198                | \$ 492.80          | \$ 810.90           | \$ 86.88   | \$ -   | \$ 231.22                               | \$ 318.10                                   | \$ 69.36   | \$ 14.76   | \$ 233.98                                     |
| Yang, Jiashi; Yang, Crystal Carolyn                   | 53-09-13-103-075.000-015 |        | 1B              | N  | \$ 122,200             | \$ 75,020                            | \$ 47,180         | \$ 1.5790                             | \$ 2.3198                | \$ 718.52          | \$ 1,182.29         | \$ 126.68  | \$ -   | \$ 337.08                               | \$ 463.77                                   | \$ 69.36   | \$ 14.76   | \$ 379.65                                     |
| Cruse, Elizabeth A                                    | 53-09-13-107-006.000-015 |        | 1B              | N  | \$ 155,600             | \$ 86,710                            | \$ 68,890         | \$ 1.5790                             | \$ 2.3198                | \$ 1,049.14        | \$ 1,726.32         | \$ 184.97  | \$ -   | \$ 492.21                               | \$ 677.18                                   | \$ 69.36   | \$ 14.76   | \$ 593.06                                     |
| Henry, Heather L                                      | 53-09-13-107-032.000-015 |        | 1B              | N  | \$ 142,100             | \$ 81,985                            | \$ 60,115         | \$ 1.5790                             | \$ 2.3198                | \$ 915.52          | \$ 1,506.42         | \$ 161.41  | \$ -   | \$ 429.50                               | \$ 590.90                                   | \$ 69.36   | \$ 14.76   | \$ 506.78                                     |
| Ratloff, Pamela Treadway                              | 53-09-13-107-016.000-015 |        | 1B              | N  | \$ 126,400             | \$ 76,490                            | \$ 49,910         | \$ 1.5790                             | \$ 2.3198                | \$ 760.08          | \$ 1,250.68         | \$ 134.00  | \$ -   | \$ 356.61                               | \$ 490.60                                   | \$ 69.36   | \$ 22.20   | \$ 399.04                                     |
| Kleine, Matthew                                       | 53-09-13-400-058.000-015 |        | 1B              | N  | \$ 201,300             | \$ 102,705                           | \$ 98,595         | \$ 1.5790                             | \$ 2.3198                | \$ 1,501.54        | \$ 2,360.89         | \$ 252.95  | \$ -   | \$ 606.41                               | \$ 859.35                                   | \$ 69.36   | \$ 14.76   | \$ 775.23                                     |
| Crum, Michael F                                       | 53-09-13-400-030.000-015 |        | 1B              | N  | \$ 113,300             | \$ 71,905                            | \$ 41,395         | \$ 1.5790                             | \$ 2.3198                | \$ 630.42          | \$ 1,037.31         | \$ 111.13  | \$ -   | \$ 295.76                               | \$ 406.89                                   | \$ 69.36   | \$ 22.20   | \$ 315.33                                     |
| Campbell, Daniel Ward                                 | 53-09-13-103-025.000-015 |        | 1B              | N  | \$ 106,600             | \$ 66,560                            | \$ 40,040         | \$ 1.5790                             | \$ 2.3198                | \$ 609.78          | \$ 1,003.37         | \$ 107.51  | \$ -   | \$ 286.08                               | \$ 393.59                                   | \$ 69.36   | \$ 22.20   | \$ 302.03                                     |
| Ladisch, Nikolaus                                     | 53-09-12-400-077.000-015 |        | 1B              | N  | \$ 212,100             | \$ 102,530                           | \$ 109,570        | \$ 1.5790                             | \$ 2.3198                | \$ 1,673.32        | \$ 2,573.83         | \$ 275.76  | \$ -   | \$ 624.75                               | \$ 900.51                                   | \$ 69.36   | \$ 37.08   | \$ 794.07                                     |
| Rupert, Phillip M                                     | 53-09-12-400-015.000-015 |        | 1B              | N  | \$ 98,300              | \$ -                                 | \$ 98,300         | \$ 1.5790                             | \$ 2.3198                | \$ 1,552.16        | \$ 2,334.98         | \$ 250.18  | \$ -   | \$ 532.64                               | \$ 782.82                                   | \$ 69.36   | \$ 22.20   | \$ 691.26                                     |
| Rupert, Phillip M                                     | 53-09-12-400-031.000-015 |        | 1B              | N  | \$ 100                 | \$ -                                 | \$ 100            | \$ 1.5790                             | \$ 2.3198                | \$ 1.58            | \$ 2.60             | \$ 0.28  | \$ -   | \$ 0.74                                 | \$ 1.02                                     | \$ -   | \$ -   | \$ 1.02                                       |
| Ehteshami, Mariam; Lee, Robert C                      | 53-09-12-401-007.000-015 |        | 1B              | N  | \$ 165,100             | \$ -                                 | \$ 165,100        | \$ 1.5790                             | \$ 2.3198                | \$ 2,606.92        | \$ 3,923.37         | \$ 420.36  | \$ -   | \$ 896.09                               | \$ 1,316.45                                 | \$ 69.36   | \$ 14.76   | \$ 1,232.33                                   |
| Wetnight, Shannon M & Jack A Jr                       | 53-09-12-400-005.000-015 |        | 1B              | N  | \$ 128,000             | \$ 76,875                            | \$ 51,125         | \$ 1.5790                             | \$ 2.3198                | \$ 778.60          | \$ 1,281.14         | \$ 137.26  | \$ -   | \$ 365.27                               | \$ 502.54                                   | \$ 69.36   | \$ 14.76   | \$ 418.42                                     |
| Lintermuth, Vernon D & Pendleton, William R Pendleton | 53-09-13-106-043.000-015 |        | 1B              | N  | \$ 164,600             | \$ 89,860                            | \$ 74,740         | \$ 1.5790                             | \$ 2.3198                | \$ 1,138.24        | \$ 1,872.91         | \$ 200.67  | \$ -   | \$ 534.00                               | \$ 734.67                                   | \$ 69.36   | \$ 22.20   | \$ 643.11                                     |
| Klodzen, Terri A                                      | 53-09-13-102-037.000-015 |        | 1B              | N  | \$ 138,600             | \$ 80,760                            | \$ 57,840         | \$ 1.5790                             | \$ 2.3198                | \$ 880.86          | \$ 1,449.42         | \$ 155.30  | \$ -   | \$ 413.26                               | \$ 568.56                                   | \$ 69.36   | \$ 14.76   | \$ 484.44                                     |
| McCracken, Linda O                                    | 53-09-13-103-081.000-015 |        | 1B              | N  | \$ 136,600             | \$ -                                 | \$ 136,600        | \$ 1.5790                             | \$ 2.3198                | \$ 2,156.92        | \$ 3,207.17         | \$ 343.63  | \$ -   | \$ 706.63                               | \$ 1,050.25                                 | \$ 69.36   | \$ 14.76   | \$ 966.13                                     |
| Salisbury, James D. & Richalyn J.                     | 53-09-13-102-033.000-015 |        | 1B              | N  | \$ 155,000             | \$ 86,500                            | \$ 68,500         | \$ 1.5790                             | \$ 2.3198                | \$ 1,043.20        | \$ 1,716.54         | \$ 183.92  | \$ -   | \$ 489.43                               | \$ 673.34                                   | \$ 69.36   | \$ 14.76   | \$ 589.22                                     |
| Chambers, Willard D. & Constance P.                   | 53-09-13-103-085.000-015 |        | 1B              | N  | \$ 145,000             | \$ 80,000                            | \$ 65,000         | \$ 1.5790                             | \$ 2.3198                | \$ 989.90          | \$ 1,628.83         | \$ 174.52  | \$ -   | \$ 464.41                               | \$ 638.93                                   | \$ 69.36   | \$ 22.20   | \$ 547.37                                     |
| Hartfield, William A. & Cecilia                       | 53-09-12-401-004.000-015 | 1187   | 1B              | N  | \$ 192,300             | \$ 99,205                            | \$ 93,095         | \$ 1.5790                             | \$ 2.3198                | \$ 1,417.76        | \$ 2,242.96         | \$ 240.31  | \$ -   | \$ 584.89                               | \$ 825.20                                   | \$ 69.36   | \$ 14.76   | \$ 741.08                                     |
| Carr, Phillip G & Alesa D                             | 53-09-13-103-020.000-015 |        | 1B              | N  | \$ 113,500             | \$ 71,975                            | \$ 41,525         | \$ 1.5790                             | \$ 2.3198                | \$ 632.40          | \$ 1,040.58         | \$ 111.49  | \$ -   | \$ 296.69                               | \$ 408.18                                   | \$ 69.36   | \$ 14.76   | \$ 324.06                                     |
| Shepherd, Brian L & J Randalyn                        | 53-09-13-107-005.000-015 |        | 1B              | N  | \$ 149,100             | \$ 83,910                            | \$ 65,190         | \$ 1.5790                             | \$ 2.3198                | \$ 992.80          | \$ 1,633.61         | \$ 175.03  | \$ -   | \$ 465.77                               | \$ 640.81                                   | \$ -   | \$ -   | \$ 640.81                                     |
| Muir, Michele   | 53-09-13-101-047.000-015 |        | 1B              | N  | \$ 139,800             | \$ 120,035                           | \$ 19,765         | \$ 1.5790                             | \$ 2.3198                | \$ 301.00          | \$ 495.30           | \$ 53.07   | \$ -   | \$ 141.23                               | \$ 194.30                                   | \$ 69.36   | \$ 22.20   | \$ 102.74                                     |
| Bowlen, Darin A                                       | 53-09-13-103-037.000-015 |        | 1B              | N  | \$ 132,400             | \$ 78,590                            | \$ 53,810         | \$ 1.5790                             | \$ 2.3198                | \$ 819.48          | \$ 1,348.42         | \$ 144.47  | \$ -   | \$ 384.47                               | \$ 528.94                                   | \$ 69.36   | \$ 22.20   | \$ 437.38                                     |
| McCracken, Linda O                                    | 53-09-12-103-006.000-015 |        | 1B              | N  | \$ 166,900             | \$ -                                 | \$ 166,900        | \$ 1.5790                             | \$ 2.3198                | \$ 2,635.36        | \$ 3,918.57         | \$ 419.85  | \$ -   | \$ 863.36                               | \$ 1,283.21                                 | \$ 69.36   | \$ 22.20   | \$ 1,191.65                                   |
| Mishler, Derrick T                                    | 53-09-13-400-036.000-015 |        | 1B              | N  | \$ 108,300             | \$ 70,155                            | \$ 38,145         | \$ 1.5790                             | \$ 2.3198                | \$ 580.92          | \$ 955.86           | \$ 102.41  | \$ -   | \$ 272.54                               | \$ 374.94                                   | \$ 69.36   | \$ 14.76   | \$ 290.82                                     |
| Courtney, Angela                                      | 53-09-13-107-015.000-015 |        | 1B              | N  | \$ 135,400             | \$ 79,640                            | \$ 55,760         | \$ 1.5790                             | \$ 2.3198                | \$ 849.18          | \$ 1,397.28         | \$ 149.70  | \$ -   | \$ 398.39                               | \$ 548.10                                   | \$ 69.36   | \$ 22.20   | \$ 456.54                                     |
| Snapp-Ramsden, Laura E                                | 53-09-13-103-030.000-015 |        | 1B              | N  | \$ 118,600             | \$ 70,470                            | \$ 48,130         | \$ 1.5790                             | \$ 2.3198                | \$ 736.58          | \$ 1,212.00         | \$ 129.87  | \$ -   | \$ 345.56                               | \$ 475.42                                   | \$ 69.36   | \$ 22.20   | \$ 383.86                                     |
| Borecky, Stephen P Jr                                 | 53-09-12-402-026.000-015 |        | 1B              | N  | \$ 167,200             | \$ 90,770                            | \$ 76,430         | \$ 1.5790                             | \$ 2.3198                | \$ 1,163.96        | \$ 1,915.26         | \$ 205.21  | \$ -   | \$ 546.09                               | \$ 751.30                                   | \$ 69.36   | \$ 22.20   | \$ 659.74                                     |
| Ryan, Marshall J. & Sandy K.                          | 53-09-13-107-043.000-015 |        | 1B              | N  | \$ 122,100             | \$ 74,985                            | \$ 47,115         | \$ 1.5790                             | \$ 2.3198                | \$ 717.52          | \$ 1,180.66         | \$ 126.50  | \$ -   | \$ 336.63                               | \$ 463.14                                   | \$ 69.36   | \$ 14.76   | \$ 379.02                                     |
| Kleinpeter, Jill                                      | 53-09-13-107-028.000-015 |        | 1B              | N  | \$ 187,700             | \$ 97,945                            | \$ 89,755         | \$ 1.5790                             | \$ 2.3198                | \$ 1,366.90        | \$ 2,199.05         | \$ 235.62  | \$ -   | \$ 596.53                               | \$ 832.15                                   | \$ 69.36   | \$ 22.20   | \$ 740.59                                     |
| State of Indiana                                      | 53-09-12-402-009.000-015 | 1105   | 1B              | N  | \$ -                   | \$ -                                 | \$ -              | \$ 1.5790                             | \$ 2.3198                | \$ -               | \$ -                | \$ -   | \$ -   | \$ -                                    | \$ -  | \$ -   | \$ -   | \$ -  |
| Moore, Kevin Eugene & Sally Jo                        | 53-09-13-101-020.000-015 |        | 1B              | N  | \$ 154,500             | \$ 86,325                            | \$ 68,175         | \$ 1.5790                             | \$ 2.3198                | \$ 1,038.24        | \$ 1,708.39         | \$ 183.04  | \$ -   | \$ 487.11                               | \$ 670.15                                   | \$ -   | \$ -   | \$ 670.15                                     |
| Helton, Nicholas S                                    | 53-09-12-100-034.000-015 |        | 1B              | N  | \$ 120,600             | \$ -                                 | \$ 120,600        | \$ 1.5790                             | \$ 2.3198                | \$ 1,904.28        | \$ 2,831.51         | \$ 303.38  | \$ -   | \$ 823.86                               | \$ 927.23                                   | \$ 69.36   | \$ 22.20   | \$ 835.67                                     |
| Rader, John J & Jennifer A                            | 53-09-12-400-069.000-015 |        | 1B              | N  | \$ 153,500             | \$ 85,975                            | \$ 67,525         | \$ 1.5790                             | \$ 2.3198                | \$ 1,028.36        | \$ 1,692.11         | \$ 181.30  | \$ -   | \$ 482.46                               | \$ 663.75                                   | \$ 69.36   | \$ 14.76   | \$ 579.63                                     |
| Smith, Andrew C & Emmons, Karen E                     | 53-09-13-103-050.000-015 |        | 1B              | N  | \$ 161,500             | \$ 88,005                            | \$ 73,495         | \$ 1.5790                             | \$ 2.3198                | \$ 1,119.28        | \$ 1,841.70         | \$ 197.32  | \$ -   | \$ 525.11                               | \$ 722.42                                   | \$ 69.36   | \$ 22.20   | \$ 630.86                                     |
| Gray, Brian & Crystal D                               | 53-09-13-105-003.000-015 | 1768   | 1B              | N  | \$ 104,400             | \$ 68,685                            | \$ 35,715         | \$ 1.5790                             | \$ 2.3198                | \$ 543.92          | \$ 894.98           | \$ 95.89   | \$ -   | \$ 255.17                               | \$ 351.06                                   | \$ 69.36   | \$ 22.20   | \$ 259.50                                     |
| Bradfield, Gayla S.                                   | 53-09-13-102-014.000-015 |        | 1B              | N  | \$ 105,100             | \$ 65,965                            | \$ 39,135         | \$ 1.5790                             | \$ 2.3198                | \$ 596.12          | \$ 980.87           | \$ 105.09  | \$ -   | \$ 279.66                               | \$ 384.75                                   | \$ 69.36   | \$ 14.76   | \$ 300.63                                     |
| Davis, Gary Mike & Helen Ann                          | 53-09-13-103-070.000-015 |        | 1B              | N  | \$ 134,600             | \$ 90,325                            | \$ 44,275         | \$ 1.5790                             | \$ 2.3198                | \$ 224.22          | \$ 228.70           | \$ -   | \$ -   | \$ 4.48                                 | \$ 4.48                                     | \$ 69.36   | \$ 14.76   | \$ (79.64)                                    |
| Pierson, Rachel L                                     | 53-09-13-104-026.000-015 |        | 1B              | N  | \$ 127,900             | \$ 77,015                            | \$ 50,885         | \$ 1.5790                             | \$ 2.3198                | \$ 774.94          | \$ 1,275.13         | \$ 136.62  | \$ -   | \$ 363.57                               | \$ 500.19                                   | \$ 69.36   | \$ 14.76   | \$ 416.07                                     |
| Bradley, Joseph & Pamela; Bradley, Samuel             | 53-09-13-104-021.000-015 |        | 1B              | N  | \$ 101,600             | \$ 64,425                            | \$ 37,175         | \$ 1.5790                             | \$ 2.3198                | \$ 566.76          | \$ 932.58           | \$ 99.92   | \$ -   | \$ 265.90                               | \$ 365.82                                   | \$ 69.36   | \$ 14.76   | \$ 281.70                                     |
| Davidson, Clard & Tiffany                             | 53-09-13-101-012.000-015 |        | 1B              | N  | \$ 122,600             | \$ 75,160                            | \$ 47,440         | \$ 1.5790                             | \$ 2.3198                | \$ 722.48          | \$ 1,188.81         | \$ 127.38  | \$ -   | \$ 338.95                               | \$ 466.33                                   | \$ -   | \$ -   | \$ 466.33                                     |
| Hughes, Nolan C                                       | 53-09-13-400-014.000-015 |        | 1B              | N  | \$ 105,800             | \$ 105,800                           | \$ -              | \$ 1.5790                             | \$ 2.3198                | \$ -               | \$ -                | \$ -   | \$ -   | \$ -                                    | \$ -  | \$ 69.36   | \$ 14.76   | \$ (84.12)                                    |
| Carr, J. Kevin  | 53-09-13-105-014.000-015 |        | 1B              | N  | \$ 118,300             | \$ -                                 | \$ 118,300        | \$ 1.5790                             | \$ 2.3198                | \$ 1,867.96        | \$ 2,777.51         | \$ 297.59  | \$ -   | \$ 611.96                               | \$ 909.55                                   | \$ 69.36   | \$ 14.76   | \$ 825.43                                     |
| Bissey, Julie   | 53-09-13-105-004.000-015 |        | 1B              | N  | \$ 133,700             | \$ 75,870                            | \$ 57,830         | \$ 1.5790                             | \$ 2.3198                | \$ 881.00          | \$ 1,449.63         | \$ 155.33  | \$ -   | \$ 413.30                               | \$ 568.63                                   | \$ 69.36   | \$ 22.20   | \$ 477.07                                     |
| Moore, Dennis Joe                                     | 53-09-13-103-088.000-015 |        | 1B              | N  | \$ 95,900              | \$ -                                 | \$ 95,900         | \$ 1.5790                             | \$ 2.3198                | \$ 1,514.26        | \$ 2,251.59         | \$ 241.24  | \$ -   | \$ 496.09                               | \$ 737.33                                   | \$ -   | \$ -   | \$ 737.33                                     |



# City of Bloomington



## Area #1B: South-West Annexation Area - Tax Impacts Analysis

Note (1): This section shows the inc/(dec) in tax bills due to differences between township fire protection rates and the Monroe Fire Protection District fire rate

| Owner Name   | Parcel #                 | Waiver | Annexation Area | AG | 2020 Pay 2021 Gross AV | 2020 Pay 2021 Deductions /Exemptions | 2020 Pay 2021 NAV | Pre-Annex 2020 Pay 2021 Prop Tax Rate | Post-Annex Prop Tax Rate | Pre-Annex Tax Bill | Post-Annex Tax Bill | Net Tax Bill Increase Due Solely to AV Growth (12% - Aggregate over 4 years) | Net Tax Bill Increase Due to Difference Between Fire Rates (1) | Net Tax Bill Increase Due to Annexation | Total Post-Annexation Net Tax Bill Increase | Benefit 1 Yearly Sewer Bill Savings (@ 4000 Gal/Month) | Benefit 2 Yearly Fire Protection (Water Surcharge) Savings | Post-Annex Tax Bill Inc/(Dec) Net of Benefits |
|--|--------------------------|--------|-----------------|----|------------------------|--------------------------------------|-------------------|---------------------------------------|--------------------------|--------------------|---------------------|--|--|---|---|--|--|---|
| Sinclair, Courtney E & Rose, Cameron C                     | 53-09-13-400-082.000-015 |        | 1B              | N  | \$ 145,300             | \$ 83,105                            | \$ 62,195         | \$ 1.5790                             | \$ 2.3198                | \$ 947.20          | \$ 1,558.54         | \$ 166.98  | \$ -   | \$ 444.36                               | \$ 611.34                                   | \$ 69.36   | \$ 14.76   | \$ 527.22                                     |
| Felling, Chance L  | 53-09-13-103-051.000-015 |        | 1B              | N  | \$ 105,400             | \$ -                                 | \$ 105,400        | \$ 1.5790                             | \$ 2.3198                | \$ 1,664.28        | \$ 2,474.64         | \$ 265.14  | \$ -   | \$ 545.22                               | \$ 810.36                                   | \$ 69.36   | \$ 22.20   | \$ 718.80                                     |
| Osmunds, Ramkal Doris                                      | 53-09-13-103-065.000-015 |        | 1B              | N  | \$ 123,300             | \$ 75,405                            | \$ 47,895         | \$ 1.5790                             | \$ 2.3198                | \$ 729.40          | \$ 1,200.19         | \$ 128.58  | \$ -   | \$ 342.20                               | \$ 470.79                                   | \$ 69.36   | \$ 22.20   | \$ 379.23                                     |
| Nixon, Anthony & Emily J                                   | 53-09-13-107-039.000-015 |        | 1B              | N  | \$ 160,600             | \$ 87,375                            | \$ 73,225         | \$ 1.5790                             | \$ 2.3198                | \$ 1,115.22        | \$ 1,835.04         | \$ 196.61  | \$ -   | \$ 523.21                               | \$ 719.82                                   | \$ 69.36   | \$ 14.76   | \$ 635.70                                     |
| Moore, Hillary Megan                                       | 53-09-12-402-048.000-015 |        | 1B              | N  | \$ 143,000             | \$ 79,265                            | \$ 63,735         | \$ 1.5790                             | \$ 2.3198                | \$ 970.70          | \$ 1,597.23         | \$ 171.13  | \$ -   | \$ 455.40                               | \$ 626.53                                   | \$ 69.36   | \$ 22.20   | \$ 534.97                                     |
| Powell, Troy E & Carol J                                   | 53-09-13-409-012.000-015 | 1790   | 1B              | N  | \$ 27,200              | \$ -                                 | \$ 27,200         | \$ 1.5790                             | \$ 2.3198                | \$ 429.48          | \$ 706.70           | \$ 75.72   | \$ -   | \$ 201.50                               | \$ 277.22                                   | \$ -   | \$ -   | \$ 277.22                                     |
| Sunny Day Property Inc                                     | 53-09-13-103-040.000-015 |        | 1B              | N  | \$ 96,900              | \$ -                                 | \$ 96,900         | \$ 1.5790                             | \$ 2.3198                | \$ 1,530.04        | \$ 2,275.32         | \$ 243.78  | \$ -   | \$ 501.50                               | \$ 745.28                                   | \$ 69.36   | \$ 14.76   | \$ 661.16                                     |
| Henry, David G & Fiona M                                   | 53-09-13-101-001.000-015 |        | 1B              | N  | \$ 148,600             | \$ 84,260                            | \$ 64,340         | \$ 1.5790                             | \$ 2.3198                | \$ 979.84          | \$ 1,612.30         | \$ 172.75  | \$ -   | \$ 459.71                               | \$ 632.46                                   | \$ -   | \$ -   | \$ 632.46                                     |
| Trustees Of The Woodhaven Christian Church Of Monroe Co.   | 53-09-13-100-001.000-015 |        | 1B              | N  | \$ 1,114,900           | \$ 1,114,900                         | \$ -              | \$ 1.5790                             | \$ 2.3198                | \$ -               | \$ -                | \$ -   | \$ -   | \$ -                                    | \$ -  | \$ 69.36   | \$ 14.76   | \$ (84.12)                                    |
| Eads, Forrest W. & Betty J. Trust                          | 53-09-12-400-013.001-015 |        | 1B              | N  | \$ 3,600               | \$ -                                 | \$ 3,600          | \$ 1.5790                             | \$ 2.3198                | \$ 56.84           | \$ 93.53            | \$ 10.02   | \$ -   | \$ 26.67                                | \$ 36.69                                    | \$ -   | \$ -   | \$ 36.69                                      |
| Sparks, Cletis Russell & Lois Jane Trust                   | 53-09-12-400-011.002-015 |        | 1B              | N  | \$ 3,800               | \$ -                                 | \$ 3,800          | \$ 1.5790                             | \$ 2.3198                | \$ 60.00           | \$ 98.73            | \$ 10.58   | \$ -   | \$ 28.15                                | \$ 38.73                                    | \$ -   | \$ -   | \$ 38.73                                      |
| Bowen, James P & Sandra K                                  | 53-09-12-100-005.000-015 |        | 1B              | N  | \$ 200                 | \$ -                                 | \$ 200            | \$ 1.5790                             | \$ 2.3198                | \$ 3.16            | \$ 5.20             | \$ 0.56  | \$ -   | \$ 1.48                                 | \$ 2.04                                     | \$ -   | \$ -   | \$ 2.04                                       |
| Kinser, Hazel J, Gary & Connie; Peggy Prince; Betty Elkins | 53-09-12-400-014.004-015 |        | 1B              | N  | \$ 1,900               | \$ -                                 | \$ 1,900          | \$ 1.5790                             | \$ 2.3198                | \$ 30.00           | \$ 49.37            | \$ 5.29  | \$ -   | \$ 14.08                                | \$ 19.37                                    | \$ -   | \$ -   | \$ 19.37                                      |
| Williams, Larry & Helen L                                  | 53-09-13-400-028.000-015 | 1638   | 1B              | N  | \$ 92,100              | \$ 64,310                            | \$ 27,790         | \$ 1.5790                             | \$ 2.3198                | \$ 423.22          | \$ 696.40           | \$ 74.62   | \$ -   | \$ 198.56                               | \$ 273.18                                   | \$ 69.36   | \$ 22.20   | \$ 181.62                                     |
| Stroup, Mary Diener  | 53-09-13-400-049.000-015 | 1620   | 1B              | N  | \$ 97,700              | \$ 66,445                            | \$ 31,255         | \$ 1.5790                             | \$ 2.3198                | \$ 476.00          | \$ 783.22           | \$ 83.92   | \$ -   | \$ 223.30                               | \$ 307.22                                   | \$ 69.36   | \$ 22.20   | \$ 215.66                                     |
| Harden, David L & Connie Sue                               | 53-09-13-104-039.000-015 |        | 1B              | N  | \$ 134,700             | \$ 79,395                            | \$ 55,305         | \$ 1.5790                             | \$ 2.3198                | \$ 842.26          | \$ 1,385.90         | \$ 148.50  | \$ -   | \$ 395.14                               | \$ 543.64                                   | \$ 69.36   | \$ 22.20   | \$ 452.08                                     |
| Taylor, Jack L. & Linda J.                                 | 53-09-13-407-014.000-015 |        | 1B              | N  | \$ 157,900             | \$ 85,940                            | \$ 71,960         | \$ 1.5790                             | \$ 2.3198                | \$ 1,096.72        | \$ 1,804.62         | \$ 193.35  | \$ -   | \$ 514.55                               | \$ 707.90                                   | \$ 69.36   | \$ 14.76   | \$ 623.78                                     |
| Grover, Joshua M W; Lopez, Bianca V                        | 53-09-12-402-002.000-015 |        | 1B              | N  | \$ 148,400             | \$ 84,015                            | \$ 64,385         | \$ 1.5790                             | \$ 2.3198                | \$ 980.54          | \$ 1,613.42         | \$ 172.86  | \$ -   | \$ 460.02                               | \$ 632.88                                   | \$ 69.36   | \$ 22.20   | \$ 541.32                                     |
| Dummitt, Wedsol & Sharon M                                 | 53-09-13-103-026.000-015 |        | 1B              | N  | \$ 113,700             | \$ 72,045                            | \$ 41,655         | \$ 1.5790                             | \$ 2.3198                | \$ 634.36          | \$ 1,043.84         | \$ 111.85  | \$ -   | \$ 297.63                               | \$ 409.48                                   | \$ 69.36   | \$ 14.76   | \$ 325.36                                     |
| RSSI Rentals LLC   | 53-09-13-103-067.000-015 |        | 1B              | N  | \$ 121,400             | \$ -                                 | \$ 121,400        | \$ 1.5790                             | \$ 2.3198                | \$ 1,916.92        | \$ 2,850.30         | \$ 305.39  | \$ -   | \$ 627.99                               | \$ 933.38                                   | \$ 69.36   | \$ 14.76   | \$ 849.26                                     |
| Hanlon, Johnny Robert                                      | 53-09-13-101-015.000-015 |        | 1B              | N  | \$ 104,300             | \$ -                                 | \$ 104,300        | \$ 1.5790                             | \$ 2.3198                | \$ 1,646.88        | \$ 2,450.82         | \$ 262.59  | \$ -   | \$ 541.35                               | \$ 803.94                                   | \$ -   | \$ -   | \$ 803.94                                     |
| Swarthout, Mary L  | 53-09-13-103-008.000-015 |        | 1B              | N  | \$ 111,300             | \$ 82,205                            | \$ 29,095         | \$ 1.5790                             | \$ 2.3198                | \$ 128.80          | \$ 131.38           | \$ -   | \$ -   | \$ 2.58                                 | \$ 2.58                                     | \$ 69.36   | \$ 22.20   | \$ (88.98)                                    |
| Roberts, Susan N; Norton, Ruth                             | 53-09-13-102-036.000-015 |        | 1B              | N  | \$ 138,900             | \$ 80,865                            | \$ 58,035         | \$ 1.5790                             | \$ 2.3198                | \$ 883.84          | \$ 1,454.30         | \$ 155.81  | \$ -   | \$ 414.64                               | \$ 570.46                                   | \$ 69.36   | \$ 22.20   | \$ 478.90                                     |
| Souders, Tamara  | 53-09-13-400-006.000-015 |        | 1B              | N  | \$ 94,800              | \$ 77,910                            | \$ 16,890         | \$ 1.5790                             | \$ 2.3198                | \$ 257.22          | \$ 423.25           | \$ 45.35   | \$ -   | \$ 120.68                               | \$ 166.03                                   | \$ 69.36   | \$ 14.76   | \$ 81.91                                      |
| Dearing, Ralph R. & Nancy S.                               | 53-09-13-101-067.000-015 |        | 1B              | N  | \$ 84,600              | \$ 58,860                            | \$ 25,740         | \$ 1.5790                             | \$ 2.3198                | \$ 392.00          | \$ 645.03           | \$ 69.11   | \$ -   | \$ 183.91                               | \$ 253.03                                   | \$ 69.36   | \$ 22.20   | \$ 161.47                                     |
| Grubb, Penny J   | 53-09-13-105-016.000-015 |        | 1B              | N  | \$ 90,700              | \$ 60,995                            | \$ 29,705         | \$ 1.5790                             | \$ 2.3198                | \$ 452.38          | \$ 744.38           | \$ 79.76   | \$ -   | \$ 212.24                               | \$ 292.00                                   | \$ 69.36   | \$ 22.20   | \$ 200.44                                     |
| Deckard, Foris R & Deckard, Susan                          | 53-09-13-102-017.000-015 |        | 1B              | N  | \$ 130,000             | \$ 90,230                            | \$ 39,770         | \$ 1.5790                             | \$ 2.3198                | \$ 605.68          | \$ 996.59           | \$ 106.77  | \$ -   | \$ 284.14                               | \$ 390.91                                   | \$ 69.36   | \$ 14.76   | \$ 306.79                                     |
| Feschyn, Anthony Joseph                                    | 53-09-12-400-035.000-015 |        | 1B              | N  | \$ 142,200             | \$ 82,020                            | \$ 60,180         | \$ 1.5790                             | \$ 2.3198                | \$ 916.50          | \$ 1,508.07         | \$ 161.59  | \$ -   | \$ 429.98                               | \$ 591.57                                   | \$ 69.36   | \$ 14.76   | \$ 507.45                                     |
| Deckard, Richard E Family Limited Partnership #201         | 53-09-12-400-081.000-015 |        | 1B              | N  | \$ 73,000              | \$ -                                 | \$ 73,000         | \$ 1.5790                             | \$ 2.3198                | \$ 1,152.68        | \$ 1,728.95         | \$ 185.25  | \$ -   | \$ 391.03                               | \$ 576.27                                   | \$ 69.36   | \$ 14.76   | \$ 492.15                                     |
| Deckard, Richard E Family Limited Partnership #201         | 53-09-12-400-079.000-015 |        | 1B              | N  | \$ 95,700              | \$ -                                 | \$ 95,700         | \$ 1.5790                             | \$ 2.3198                | \$ 1,511.10        | \$ 2,254.41         | \$ 241.54  | \$ -   | \$ 501.76                               | \$ 743.31                                   | \$ 69.36   | \$ 22.20   | \$ 651.75                                     |
| Meehan, Lawrence W   | 53-09-12-402-049.000-015 |        | 1B              | N  | \$ 239,700             | \$ 110,100                           | \$ 129,600        | \$ 1.5790                             | \$ 2.3198                | \$ 1,978.60        | \$ 2,943.64         | \$ 315.39  | \$ -   | \$ 649.65                               | \$ 965.04                                   | \$ 69.36   | \$ 14.76   | \$ 880.92                                     |
| Erickson, Christopher & Taylor                             | 53-09-13-105-007.000-015 |        | 1B              | N  | \$ 132,100             | \$ 78,485                            | \$ 53,615         | \$ 1.5790                             | \$ 2.3198                | \$ 816.52          | \$ 1,343.55         | \$ 143.96  | \$ -   | \$ 383.07                               | \$ 527.03                                   | \$ 69.36   | \$ 22.20   | \$ 435.47                                     |
| Lillard, Kevin L & Carmen K                                | 53-09-13-103-012.000-015 |        | 1B              | N  | \$ 128,700             | \$ 77,295                            | \$ 51,405         | \$ 1.5790                             | \$ 2.3198                | \$ 782.86          | \$ 1,288.17         | \$ 138.03  | \$ -   | \$ 367.29                               | \$ 505.31                                   | \$ 69.36   | \$ 22.20   | \$ 413.75                                     |
| Scank, Robert S  | 53-09-13-101-057.000-015 |        | 1B              | N  | \$ 168,700             | \$ -                                 | \$ 168,700        | \$ 1.5790                             | \$ 2.3198                | \$ 2,663.78        | \$ 3,967.09         | \$ 425.05  | \$ -   | \$ 878.27                               | \$ 1,303.31                                 | \$ 69.36   | \$ 22.20   | \$ 1,211.75                                   |
| Humphrey, Christine Ann L / E Robert E & Sally J Bruce     | 53-09-13-107-027.000-015 |        | 1B              | N  | \$ 158,800             | \$ 84,830                            | \$ 73,970         | \$ 1.5790                             | \$ 2.3198                | \$ 1,126.52        | \$ 1,853.60         | \$ 198.59  | \$ -   | \$ 528.49                               | \$ 727.08                                   | \$ 69.36   | \$ 14.76   | \$ 642.96                                     |
| Treanor, Patricia L  | 53-09-13-400-005.000-015 | 1949   | 1B              | N  | \$ 131,800             | \$ 74,505                            | \$ 57,295         | \$ 1.5790                             | \$ 2.3198                | \$ 873.96          | \$ 1,438.06         | \$ 154.07  | \$ -   | \$ 410.03                               | \$ 564.10                                   | \$ 69.36   | \$ 22.20   | \$ 472.54                                     |
| Keller, Sandra L   | 53-09-13-103-019.000-015 |        | 1B              | N  | \$ 136,100             | \$ 79,885                            | \$ 56,215         | \$ 1.5790                             | \$ 2.3198                | \$ 856.12          | \$ 1,408.70         | \$ 150.94  | \$ -   | \$ 401.64                               | \$ 552.58                                   | \$ 69.36   | \$ 14.76   | \$ 468.46                                     |
| Rockey, Jordan A   | 53-09-12-400-059.000-015 | 1739   | 1B              | N  | \$ 135,800             | \$ 75,825                            | \$ 59,975         | \$ 1.5790                             | \$ 2.3198                | \$ 918.04          | \$ 1,510.57         | \$ 161.85  | \$ -   | \$ 430.68                               | \$ 592.53                                   | \$ 69.36   | \$ 14.76   | \$ 508.41                                     |
| Hickman, Morris R. & Mary C.                               | 53-09-13-104-030.000-015 |        | 1B              | N  | \$ 152,200             | \$ 85,205                            | \$ 66,995         | \$ 1.5790                             | \$ 2.3198                | \$ 1,020.28        | \$ 1,678.81         | \$ 179.86  | \$ -   | \$ 478.67                               | \$ 658.53                                   | \$ 69.36   | \$ 22.20   | \$ 566.97                                     |
| Hannon, Scott A & Larissa E                                | 53-09-13-400-090.000-015 |        | 1B              | N  | \$ 149,500             | \$ 81,540                            | \$ 67,960         | \$ 1.5790                             | \$ 2.3198                | \$ 1,035.04        | \$ 1,703.10         | \$ 182.47  | \$ -   | \$ 485.59                               | \$ 668.06                                   | \$ 69.36   | \$ 22.20   | \$ 576.50                                     |
| Johnston, D. Bruce & Jyme L.                               | 53-09-13-400-039.000-015 |        | 1B              | N  | \$ 1,800               | \$ -                                 | \$ 1,800          | \$ 1.5790                             | \$ 2.3198                | \$ 28.42           | \$ 46.77            | \$ 5.01  | \$ -   | \$ 13.34                                | \$ 18.35                                    | \$ -   | \$ -   | \$ 18.35                                      |
| Johnston, D. Bruce & Jyme L.                               | 53-09-13-400-074.000-015 |        | 1B              | N  | \$ 2,400               | \$ -                                 | \$ 2,400          | \$ 1.5790                             | \$ 2.3198                | \$ 37.90           | \$ 62.36            | \$ 6.68  | \$ -   | \$ 17.77                                | \$ 24.46                                    | \$ -   | \$ -   | \$ 24.46                                      |
| Weisman, Jon   | 53-09-12-400-008.005-015 |        | 1B              | N  | \$ 2,800               | \$ -                                 | \$ 2,800          | \$ 1.5790                             | \$ 2.3198                | \$ 44.20           | \$ 72.75            | \$ 7.79  | \$ -   | \$ 20.75                                | \$ 28.55                                    | \$ -   | \$ -   | \$ 28.55                                      |
| Armes, Susan L & Stand, James L                            | 53-09-12-400-010.006-015 |        | 1B              | N  | \$ 3,700               | \$ -                                 | \$ 3,700          | \$ 1.5790                             | \$ 2.3198                | \$ 58.42           | \$ 96.13            | \$ 10.30   | \$ -   | \$ 27.41                                | \$ 37.71                                    | \$ -   | \$ -   | \$ 37.71                                      |
| Eads, Forrest W. & Betty J. Trust                          | 53-09-12-400-009.007-015 |        | 1B              | N  | \$ 800                 | \$ -                                 | \$ 800            | \$ 1.5790                             | \$ 2.3198                | \$ 12.63           | \$ 20.79            | \$ 2.23  | \$ -   | \$ 5.93                                 | \$ 8.16                                     | \$ -   | \$ -   | \$ 8.16                                       |
| Sparks, Cletis Russell & Lois Jane Trust                   | 53-09-12-400-012.008-015 |        | 1B              | N  | \$ 200                 | \$ -                                 | \$ 200            | \$ 1.5790                             | \$ 2.3198                | \$ 3.16            | \$ 5.20             | \$ 0.56  | \$ -   | \$ 1.48                                 | \$ 2.04                                     | \$ -   | \$ -   | \$ 2.04                                       |
| Bryniarski, Joseph & Jill D                                | 53-09-12-400-004.009-015 |        | 1B              | N  | \$ 1,400               | \$ -                                 | \$ 1,400          | \$ 1.5790                             | \$ 2.3198                | \$ 22.11           | \$ 36.37            | \$ 3.90  | \$ -   | \$ 10.37                                | \$ 14.26                                    | \$ -   | \$ -   | \$ 14.26                                      |

# City of Bloomington



## Area #1B: South-West Annexation Area - Tax Impacts Analysis

Note (1): This section shows the inc/(dec) in tax bills due to differences between township fire protection rates and the Monroe Fire Protection District fire rate

| Owner Name   | Parcel #                 | Waiver | Annexation Area | AG | 2020 Pay 2021 Gross AV | 2020 Pay 2021 Deductions /Exemptions | 2020 Pay 2021 NAV | Pre-Annex 2020 Pay 2021 Prop Tax Rate | Post-Annex Prop Tax Rate | Pre-Annex Tax Bill | Post-Annex Tax Bill | Net Tax Bill Increase Due Solely to AV Growth (12% - Aggregate over 4 years) | Net Tax Bill Increase Due to Difference Between Fire Rates (1) | Net Tax Bill Increase Due to Annexation | Total Post-Annexation Net Tax Bill Increase | Benefit 1 Yearly Sewer Bill Savings (@ 4000 Gal/Month) | Benefit 2 Yearly Fire Protection (Water Surcharge) Savings | Post-Annex Tax Bill Inc/(Dec) Net of Benefits |
|--|--------------------------|--------|-----------------|----|------------------------|--------------------------------------|-------------------|---------------------------------------|--------------------------|--------------------|---------------------|--|--|---|---|--|--|---|
| Vernon, Norma Joan; Wiesler, Sandra Jean Unversaw;Unversaw, Ralph Allen & Brown, | 53-09-12-400-001.010-015 |        | 1B              | N  | \$ 1,400               | \$ -                                 | \$ 1,400          | \$ 1.5790                             | \$ 2.3198                | \$ 22.11           | \$ 36.37            | \$ 3.90  | \$ -   | \$ 10.37                                | \$ 14.26                                    | \$ -   | \$ -   | \$ 14.26                                      |
| Boling, Zachary S & Anna J   | 53-09-12-400-005.011-015 |        | 1B              | N  | \$ 1,400               | \$ -                                 | \$ 1,400          | \$ 1.5790                             | \$ 2.3198                | \$ 22.11           | \$ 36.37            | \$ 3.90  | \$ -   | \$ 10.37                                | \$ 14.26                                    | \$ -   | \$ -   | \$ 14.26                                      |
| Taylor, Pilar  | 53-09-12-400-002.012-015 |        | 1B              | N  | \$ 1,400               | \$ -                                 | \$ 1,400          | \$ 1.5790                             | \$ 2.3198                | \$ 22.11           | \$ 36.37            | \$ 3.90  | \$ -   | \$ 10.37                                | \$ 14.26                                    | \$ -   | \$ -   | \$ 14.26                                      |
| Bates, Kimberly A  | 53-09-12-400-006.013-015 |        | 1B              | N  | \$ 1,400               | \$ -                                 | \$ 1,400          | \$ 1.5790                             | \$ 2.3198                | \$ 22.11           | \$ 36.37            | \$ 3.90  | \$ -   | \$ 10.37                                | \$ 14.26                                    | \$ -   | \$ -   | \$ 14.26                                      |
| Trace, Michael E & Jana B  | 53-09-12-400-003.014-015 |        | 1B              | N  | \$ 1,400               | \$ -                                 | \$ 1,400          | \$ 1.5790                             | \$ 2.3198                | \$ 22.11           | \$ 36.37            | \$ 3.90  | \$ -   | \$ 10.37                                | \$ 14.26                                    | \$ -   | \$ -   | \$ 14.26                                      |
| State of Indiana   | 53-09-12-400-007.015-015 |        | 1B              | N  | \$ -                   | \$ -                                 | \$ -              | \$ 1.5790                             | \$ 2.3198                | \$ -               | \$ -                | \$ -   | \$ -   | \$ -                                    | \$ -  | \$ -   | \$ -   | \$ -  |
| Barshney, Rose M   | 53-09-13-400-069.000-015 | 1696   | 1B              | N  | \$ 101,800             | \$ 81,880                            | \$ 19,920         | \$ 1.5790                             | \$ 2.3198                | \$ 303.36          | \$ 309.43           | \$ -   | \$ -   | \$ 6.07                                 | \$ 6.07                                     | \$ 69.36   | \$ 22.20   | \$ (85.49)                                    |
| Porter, Donald G & Bonita A  | 53-09-12-402-022.000-015 |        | 1B              | N  | \$ 175,300             | \$ 93,605                            | \$ 81,695         | \$ 1.5790                             | \$ 2.3198                | \$ 1,244.16        | \$ 2,047.18         | \$ 219.33  | \$ -   | \$ 583.69                               | \$ 803.02                                   | \$ 69.36   | \$ 22.20   | \$ 711.46                                     |
| Taylor, Richard K. & Joyce A.  | 53-09-13-400-025.000-015 |        | 1B              | N  | \$ 152,100             | \$ 81,250                            | \$ 70,850         | \$ 1.5790                             | \$ 2.3198                | \$ 1,084.10        | \$ 1,887.83         | \$ 191.13  | \$ -   | \$ 508.61                               | \$ 699.73                                   | \$ 69.36   | \$ 14.76   | \$ 615.61                                     |
| Sherrard, Linda  | 53-09-12-402-047.000-015 |        | 1B              | N  | \$ 175,700             | \$ 93,745                            | \$ 81,955         | \$ 1.5790                             | \$ 2.3198                | \$ 1,248.12        | \$ 2,053.73         | \$ 220.05  | \$ -   | \$ 585.56                               | \$ 805.61                                   | \$ 69.36   | \$ 22.20   | \$ 714.05                                     |
| Platinum Development LLC   | 53-09-13-102-015.000-015 |        | 1B              | N  | \$ 121,000             | \$ -                                 | \$ 121,000        | \$ 1.5790                             | \$ 2.3198                | \$ 1,910.60        | \$ 2,840.91         | \$ 304.38  | \$ -   | \$ 625.92                               | \$ 930.31                                   | \$ 69.36   | \$ 14.76   | \$ 846.19                                     |
| Miller, Nikolaus W   | 53-09-13-103-091.000-015 |        | 1B              | N  | \$ 165,500             | \$ 90,175                            | \$ 75,325         | \$ 1.5790                             | \$ 2.3198                | \$ 1,147.14        | \$ 1,887.56         | \$ 202.24  | \$ -   | \$ 538.18                               | \$ 740.42                                   | \$ 69.36   | \$ 14.76   | \$ 656.30                                     |
| Grafe-wampler, Tami L  | 53-09-13-104-024.000-015 |        | 1B              | N  | \$ 134,300             | \$ 79,255                            | \$ 55,045         | \$ 1.5790                             | \$ 2.3198                | \$ 838.28          | \$ 1,379.36         | \$ 147.78  | \$ -   | \$ 393.30                               | \$ 541.08                                   | \$ 69.36   | \$ 22.20   | \$ 449.52                                     |
| Benton, Alix M   | 53-09-13-104-041.000-015 |        | 1B              | N  | \$ 140,400             | \$ 80,655                            | \$ 59,745         | \$ 1.5790                             | \$ 2.3198                | \$ 909.88          | \$ 1,497.14         | \$ 160.40  | \$ -   | \$ 426.86                               | \$ 587.26                                   | \$ 69.36   | \$ 22.20   | \$ 495.70                                     |
| Monroe Medical Arts LLC  | 53-09-24-100-007.000-015 | 1531   | 1B              | N  | \$ 2,441,600           | \$ -                                 | \$ 2,441,600      | \$ 1.5790                             | \$ 2.3198                | \$ 38,552.86       | \$ 63,436.80        | \$ 6,796.80  | \$ -   | \$ 18,087.14                            | \$ 24,883.94                                | \$ -   | \$ -   | \$ 24,883.94                                  |
| Williamson, Keith Raymond & Lisa Ann   | 53-09-12-402-011.000-015 | 1103   | 1B              | N  | \$ 155,400             | \$ 86,605                            | \$ 68,795         | \$ 1.5790                             | \$ 2.3198                | \$ 1,047.68        | \$ 1,723.92         | \$ 184.70  | \$ -   | \$ 491.54                               | \$ 676.24                                   | \$ 69.36   | \$ 14.76   | \$ 592.12                                     |
| Solari, Jennifer M   | 53-09-12-402-020.000-015 | 1143   | 1B              | N  | \$ 196,400             | \$ 96,545                            | \$ 99,855         | \$ 1.5790                             | \$ 2.3198                | \$ 1,526.16        | \$ 2,406.71         | \$ 257.87  | \$ -   | \$ 622.68                               | \$ 880.55                                   | \$ 69.36   | \$ 22.20   | \$ 788.99                                     |
| Greathouse, Daniel C & Wanda L   | 53-09-13-103-044.000-015 |        | 1B              | N  | \$ 120,100             | \$ 110,245                           | \$ 9,855          | \$ 1.5790                             | \$ 2.3198                | \$ 150.08          | \$ 246.96           | \$ 26.47   | \$ -   | \$ 70.41                                | \$ 96.88                                    | \$ 69.36   | \$ 14.76   | \$ 12.76                                      |
| Huber, Kristi Lynn & Huber, Janet S  | 53-09-13-103-059.000-015 |        | 1B              | N  | \$ 110,900             | \$ 80,510                            | \$ 30,390         | \$ 1.5790                             | \$ 2.3198                | \$ 462.82          | \$ 761.55           | \$ 81.60   | \$ -   | \$ 217.13                               | \$ 298.73                                   | \$ 69.36   | \$ 14.76   | \$ 214.61                                     |
| Langley, Dean C & Mary A   | 53-09-13-400-065.000-015 |        | 1B              | N  | \$ 115,600             | \$ 72,710                            | \$ 42,890         | \$ 1.5790                             | \$ 2.3198                | \$ 653.18          | \$ 1,074.78         | \$ 115.16  | \$ -   | \$ 306.44                               | \$ 421.60                                   | \$ 69.36   | \$ 22.20   | \$ 330.04                                     |
| Langley, Dean C & Mary A   | 53-09-13-400-067.000-015 |        | 1B              | N  | \$ 29,600              | \$ -                                 | \$ 29,600         | \$ 1.5790                             | \$ 2.3198                | \$ 467.38          | \$ 769.06           | \$ 82.40   | \$ -   | \$ 219.28                               | \$ 301.68                                   | \$ -   | \$ -   | \$ 301.68                                     |
| Richards, Joe R  | 53-09-12-400-049.000-015 |        | 1B              | N  | \$ 132,500             | \$ 69,840                            | \$ 62,660         | \$ 1.5790                             | \$ 2.3198                | \$ 966.66          | \$ 1,590.59         | \$ 170.42  | \$ -   | \$ 453.51                               | \$ 623.93                                   | \$ 69.36   | \$ 14.76   | \$ 539.81                                     |
| McCammon, Nicholas & Susan   | 53-09-12-402-006.000-015 |        | 1B              | N  | \$ 192,200             | \$ 95,530                            | \$ 96,670         | \$ 1.5790                             | \$ 2.3198                | \$ 1,476.92        | \$ 2,338.40         | \$ 250.54  | \$ -   | \$ 610.95                               | \$ 861.48                                   | \$ 69.36   | \$ 22.20   | \$ 769.92                                     |
| May, Shirley I   | 53-09-13-104-025.000-015 |        | 1B              | N  | \$ 125,300             | \$ 90,105                            | \$ 35,195         | \$ 1.5790                             | \$ 2.3198                | \$ 311.24          | \$ 317.46           | \$ -   | \$ -   | \$ 6.22                                 | \$ 6.22                                     | \$ 69.36   | \$ 14.76   | \$ (77.90)                                    |
| White, Bruce A   | 53-09-12-400-048.000-015 |        | 1B              | N  | \$ 100,900             | \$ 67,495                            | \$ 33,405         | \$ 1.5790                             | \$ 2.3198                | \$ 508.72          | \$ 837.11           | \$ 89.70   | \$ -   | \$ 238.69                               | \$ 328.39                                   | \$ 69.36   | \$ 14.76   | \$ 244.27                                     |
| Snow, Brian M & Nicole R   | 53-09-13-103-073.000-015 |        | 1B              | N  | \$ 136,600             | \$ 76,465                            | \$ 60,135         | \$ 1.5790                             | \$ 2.3198                | \$ 916.76          | \$ 1,508.48         | \$ 161.62  | \$ -   | \$ 430.10                               | \$ 591.72                                   | \$ -   | \$ -   | \$ 591.72                                     |
| Pate, Rebecca Jane; Brown, Mnnie M L/E   | 53-09-12-400-027.000-015 |        | 1B              | N  | \$ 117,000             | \$ 83,290                            | \$ 33,710         | \$ 1.5790                             | \$ 2.3198                | \$ 170.82          | \$ 174.24           | \$ -   | \$ -   | \$ 3.42                                 | \$ 3.42                                     | \$ 69.36   | \$ 14.76   | \$ (80.70)                                    |
| Hite, William C  | 53-09-13-103-032.000-015 |        | 1B              | N  | \$ 130,200             | \$ 91,820                            | \$ 38,380         | \$ 1.5790                             | \$ 2.3198                | \$ 273.96          | \$ 279.44           | \$ -   | \$ -   | \$ 5.48                                 | \$ 5.48                                     | \$ -   | \$ -   | \$ 5.48                                       |
| Sutherland, Janet R  | 53-09-13-101-035.000-015 |        | 1B              | N  | \$ 129,000             | \$ 77,015                            | \$ 51,985         | \$ 1.5790                             | \$ 2.3198                | \$ 791.68          | \$ 1,302.69         | \$ 139.57  | \$ -   | \$ 371.44                               | \$ 511.01                                   | \$ -   | \$ -   | \$ 511.01                                     |
| Makurat, Steven R & Alma J   | 53-09-13-103-093.000-015 |        | 1B              | N  | \$ 153,300             | \$ -                                 | \$ 153,300        | \$ 1.5790                             | \$ 2.3198                | \$ 2,420.60        | \$ 3,599.26         | \$ 385.64  | \$ -   | \$ 793.03                               | \$ 1,178.66                                 | \$ -   | \$ -   | \$ 1,178.66                                   |
| Trent, Thomas A  | 53-09-13-104-035.000-015 |        | 1B              | N  | \$ 102,600             | \$ 65,160                            | \$ 37,440         | \$ 1.5790                             | \$ 2.3198                | \$ 570.20          | \$ 938.22           | \$ 100.53  | \$ -   | \$ 267.49                               | \$ 368.02                                   | \$ 69.36   | \$ 22.20   | \$ 276.46                                     |
| Decker, Jane L   | 53-09-13-107-045.000-015 |        | 1B              | N  | \$ 114,300             | \$ 69,255                            | \$ 45,045         | \$ 1.5790                             | \$ 2.3198                | \$ 686.00          | \$ 1,128.77         | \$ 120.93  | \$ -   | \$ 321.84                               | \$ 442.77                                   | \$ 69.36   | \$ 22.20   | \$ 351.21                                     |
| Miller, Bradley C  | 53-09-13-103-056.000-015 |        | 1B              | N  | \$ 124,100             | \$ 72,685                            | \$ 51,415         | \$ 1.5790                             | \$ 2.3198                | \$ 783.00          | \$ 1,288.41         | \$ 138.05  | \$ -   | \$ 367.36                               | \$ 505.41                                   | \$ 69.36   | \$ 14.76   | \$ 421.29                                     |
| Dishman, Patricia A  | 53-09-13-400-017.000-015 |        | 1B              | N  | \$ 106,900             | \$ 69,665                            | \$ 37,235         | \$ 1.5790                             | \$ 2.3198                | \$ 567.06          | \$ 933.07           | \$ 99.97   | \$ -   | \$ 266.04                               | \$ 366.01                                   | \$ 69.36   | \$ 14.76   | \$ 281.89                                     |
| Bowen, James P & Sandra K  | 53-09-12-401-003.000-015 |        | 1B              | N  | \$ 165,600             | \$ 84,085                            | \$ 81,515         | \$ 1.5790                             | \$ 2.3198                | \$ 1,249.56        | \$ 2,056.06         | \$ 220.30  | \$ -   | \$ 586.21                               | \$ 806.50                                   | \$ 69.36   | \$ 22.20   | \$ 714.94                                     |
| State Of Indiana   | 53-09-12-401-006.000-015 |        | 1B              | N  | \$ -                   | \$ -                                 | \$ -              | \$ 1.5790                             | \$ 2.3198                | \$ -               | \$ -                | \$ -   | \$ -   | \$ -                                    | \$ -  | \$ -   | \$ -   | \$ -  |
| Carmichael, Richard & Sharon K   | 53-09-13-103-062.000-015 |        | 1B              | N  | \$ 109,500             | \$ 67,260                            | \$ 42,240         | \$ 1.5790                             | \$ 2.3198                | \$ 643.80          | \$ 1,059.33         | \$ 113.50  | \$ -   | \$ 302.03                               | \$ 415.53                                   | \$ 69.36   | \$ 22.20   | \$ 323.97                                     |
| Cook, James E. & Virginia P.   | 53-09-13-400-021.000-015 |        | 1B              | N  | \$ 125,700             | \$ 73,245                            | \$ 52,455         | \$ 1.5790                             | \$ 2.3198                | \$ 798.84          | \$ 1,314.48         | \$ 140.85  | \$ -   | \$ 374.80                               | \$ 515.64                                   | \$ 69.36   | \$ 14.76   | \$ 431.52                                     |
| Cripe, Scott C & Barbara Suzanne   | 53-09-12-400-008.000-015 |        | 1B              | N  | \$ 131,800             | \$ 78,205                            | \$ 53,595         | \$ 1.5790                             | \$ 2.3198                | \$ 816.22          | \$ 1,343.03         | \$ 143.89  | \$ -   | \$ 382.92                               | \$ 526.81                                   | \$ 69.36   | \$ 22.20   | \$ 435.25                                     |
| Carney, William L & William N  | 53-09-13-103-035.000-015 |        | 1B              | N  | \$ 141,400             | \$ 81,740                            | \$ 59,660         | \$ 1.5790                             | \$ 2.3198                | \$ 908.58          | \$ 1,495.02         | \$ 160.18  | \$ -   | \$ 426.26                               | \$ 586.44                                   | \$ 69.36   | \$ 22.20   | \$ 494.88                                     |
| Mulryan, William F. & Mary F.  | 53-09-13-104-006.000-015 |        | 1B              | N  | \$ 109,000             | \$ 70,400                            | \$ 38,600         | \$ 1.5790                             | \$ 2.3198                | \$ 587.84          | \$ 967.28           | \$ 103.64  | \$ -   | \$ 275.81                               | \$ 379.44                                   | \$ 69.36   | \$ 14.76   | \$ 295.32                                     |
| Fish, Rodger, Griffin, Rodgeann  | 53-09-13-102-023.000-015 |        | 1B              | N  | \$ 168,600             | \$ 83,315                            | \$ 85,285         | \$ 1.5790                             | \$ 2.3198                | \$ 1,309.88        | \$ 2,155.32         | \$ 230.92  | \$ -   | \$ 614.52                               | \$ 845.44                                   | \$ 69.36   | \$ 14.76   | \$ 761.32                                     |
| Bell, Jason  | 53-09-13-102-008.000-015 | 1037   | 1B              | N  | \$ 159,900             | \$ 88,215                            | \$ 71,685         | \$ 1.5790                             | \$ 2.3198                | \$ 1,091.72        | \$ 1,796.34         | \$ 192.46  | \$ -   | \$ 512.16                               | \$ 704.62                                   | \$ 69.36   | \$ 14.76   | \$ 620.50                                     |
| Kelley, James C & Judith A   | 53-09-13-102-009.000-015 | 1141   | 1B              | N  | \$ 150,100             | \$ 84,750                            | \$ 65,350         | \$ 1.5790                             | \$ 2.3198                | \$ 995.24          | \$ 1,637.61         | \$ 175.46  | \$ -   | \$ 466.91                               | \$ 642.37                                   | \$ 69.36   | \$ 14.76   | \$ 558.25                                     |
| RSSJ Rentals LLC   | 53-09-13-102-021.000-015 | 1137   | 1B              | N  | \$ 145,300             | \$ -                                 | \$ 145,300        | \$ 1.5790                             | \$ 2.3198                | \$ 2,294.28        | \$ 3,412.69         | \$ 365.64  | \$ -   | \$ 752.76                               | \$ 1,118.41                                 | \$ 69.36   | \$ 22.20   | \$ 1,026.85                                   |
| Reese, Christopher D   | 53-09-13-102-012.000-015 | 1140   | 1B              | N  | \$ 123,300             | \$ 75,405                            | \$ 47,895         | \$ 1.5790                             | \$ 2.3198                | \$ 729.40          | \$ 1,200.19         | \$ 128.58  | \$ -   | \$ 342.20                               | \$ 470.79                                   | \$ 69.36   | \$ 14.76   | \$ 386.67                                     |
| Rudkin, Jeffrey Scott  | 53-09-13-102-027.000-015 | 1142   | 1B              | N  | \$ 129,100             | \$ 77,435                            | \$ 51,665         | \$ 1.5790                             | \$ 2.3198                | \$ 786.82          | \$ 1,294.68         | \$ 138.72  | \$ -   | \$ 369.14                               | \$ 507.86                                   | \$ 69.36   | \$ 14.76   | \$ 423.74                                     |
| Pfeiffer, Stanley D II & Sharisa L   | 53-09-13-102-025.000-015 |        | 1B              | N  | \$ 200,600             | \$ 101,025                           | \$ 99,575         | \$ 1.5790                             | \$ 2.3198                | \$ 1,517.08        | \$ 2,335.59         | \$ 250.24  | \$ -   | \$ 568.27                               | \$ 818.51                                   | \$ 69.36   | \$ 37.08   | \$ 712.07                                     |
| Sanjurjo, Rebeca L   | 53-09-13-102-006.000-015 |        | 1B              | N  | \$ 160,800             | \$ 88,530                            | \$ 72,270         | \$ 1.5790                             | \$ 2.3198                | \$ 1,100.62        | \$ 1,811.01         | \$ 194.03  | \$ -   | \$ 516.36                               | \$ 710.39                                   | \$ 69.36   | \$ 14.76   | \$ 626.27                                     |
| Hill, Charles D. & Frances M.  | 53-09-13-102-001.000-015 | 1061   | 1B              |    |                        |                                      |                   |                                       |                          |                    |                     |  |  |   |   |  |  |   |

# City of Bloomington

## Area #1B: South-West Annexation Area - Tax Impacts Analysis

Note (1): This section shows the inc/(dec) in tax bills due to differences between township fire protection rates and the Monroe Fire Protection District fire rate

| Owner Name  | Parcel #                 | Waiver | Annexation Area | AG | 2020 Pay 2021 Gross AV | 2020 Pay 2021 Deductions /Exemptions | 2020 Pay 2021 NAV | Pre-Annex 2020 Pay 2021 Prop Tax Rate | Post-Annex Prop Tax Rate | Pre-Annex Tax Bill | Post-Annex Tax Bill | Net Tax Bill Increase Due Solely to AV Growth (12% - Aggregate over 4 years) | Net Tax Bill Increase Due to Difference Between Fire Rates (1) | Net Tax Bill Increase Due to Annexation | Total Post-Annexation Net Tax Bill Increase | Benefit 1 Yearly Sewer Bill Savings (@ 4000 Gal/Month) | Benefit 2 Yearly Fire Protection (Water Surcharge) Savings | Post-Annex Tax Bill Inc/(Dec) Net of Benefits |
|---|--------------------------|--------|-----------------|----|------------------------|--------------------------------------|-------------------|---------------------------------------|--------------------------|--------------------|---------------------|--|--|---|---|--|--|---|
| Turientine, Phillip                                   | 53-09-13-102-029.000-015 |        | 1B              | N  | \$ 126,500             | \$ 73,525                            | \$ 75,985         | \$ 1.5790                             | \$ 2.3198                | \$ 806.78          | \$ 1,327.51         | \$ 142.23  | \$ -   | \$ 378.50                               | \$ 520.73                                   | \$ 69.36   | \$ 14.76   | \$ 436.61                                     |
| Grannan, James A & Tabor, Keri A                      | 53-09-13-102-034.000-015 |        | 1B              | N  | \$ 161,900             | \$ 85,915                            | \$ 75,985         | \$ 1.5790                             | \$ 2.3198                | \$ 1,157.20        | \$ 1,895.23         | \$ 203.06  | \$ -   | \$ 534.97                               | \$ 738.03                                   | \$ 69.36   | \$ 14.76   | \$ 653.91                                     |
| Tungate, Ricky L & Hwa Son                            | 53-09-13-102-035.000-015 | 1649   | 1B              | N  | \$ 150,000             | \$ 84,750                            | \$ 65,250         | \$ 1.5790                             | \$ 2.3198                | \$ 993.72          | \$ 1,635.10         | \$ 175.19  | \$ -   | \$ 466.19                               | \$ 641.38                                   | \$ 69.36   | \$ 22.20   | \$ 549.82                                     |
| Chandler, Tracy Lynn                                  | 53-09-13-102-013.000-015 | 1043   | 1B              | N  | \$ 155,800             | \$ 86,780                            | \$ 69,020         | \$ 1.5790                             | \$ 2.3198                | \$ 1,051.12        | \$ 1,729.57         | \$ 185.30  | \$ -   | \$ 493.14                               | \$ 678.45                                   | \$ 69.36   | \$ 22.20   | \$ 586.89                                     |
| Kirtland, John William & Sharon V.                    | 53-09-13-102-005.000-015 | 1035   | 1B              | N  | \$ 124,000             | \$ -                                 | \$ 124,000        | \$ 1.5790                             | \$ 2.3198                | \$ 1,957.96        | \$ 2,911.34         | \$ 311.93  | \$ -   | \$ 641.45                               | \$ 953.38                                   | \$ 69.36   | \$ 22.20   | \$ 861.82                                     |
| Trinkle, Kyle M                                       | 53-09-13-107-030.000-015 |        | 1B              | N  | \$ 124,700             | \$ 72,895                            | \$ 51,805         | \$ 1.5790                             | \$ 2.3198                | \$ 788.96          | \$ 1,298.19         | \$ 139.10  | \$ -   | \$ 370.13                               | \$ 509.23                                   | \$ -   | \$ -   | \$ 509.23                                     |
| Gilliam, Billy J Jr                                   | 53-09-13-107-012.000-015 |        | 1B              | N  | \$ 106,500             | \$ 69,525                            | \$ 36,975         | \$ 1.5790                             | \$ 2.3198                | \$ 563.12          | \$ 926.56           | \$ 99.27   | \$ -   | \$ 264.17                               | \$ 363.44                                   | \$ 69.36   | \$ 22.20   | \$ 271.88                                     |
| State of Indiana                                      | 53-09-12-400-058.000-015 | 2102   | 1B              | N  | \$ -                   | \$ -                                 | \$ -              | \$ 1.5790                             | \$ 2.3198                | \$ -               | \$ -                | \$ -   | \$ -   | \$ -                                    | \$ -  | \$ -   | \$ -   | \$ -  |
| Huang, Matthew Kung-Tu & Jessica Marie                | 53-09-12-400-007.000-015 | 2365   | 1B              | N  | \$ 203,200             | \$ 103,370                           | \$ 99,830         | \$ 1.5790                             | \$ 2.3198                | \$ 1,520.34        | \$ 2,383.52         | \$ 255.38  | \$ -   | \$ 607.80                               | \$ 863.18                                   | \$ 69.36   | \$ 22.20   | \$ 771.62                                     |
| Harding, Alissa D                                     | 53-09-12-400-022.000-015 | 2366   | 1B              | N  | \$ 181,200             | \$ 95,670                            | \$ 85,530         | \$ 1.5790                             | \$ 2.3198                | \$ 1,302.56        | \$ 2,121.70         | \$ 227.33  | \$ -   | \$ 591.81                               | \$ 819.14                                   | \$ 69.36   | \$ 22.20   | \$ 727.58                                     |
| Lean On Me Properties, LLC                            | 53-09-12-400-050.000-015 | 2165   | 1B              | N  | \$ 218,300             | \$ 108,655                           | \$ 109,645        | \$ 1.5790                             | \$ 2.3198                | \$ 1,669.80        | \$ 2,563.21         | \$ 274.62  | \$ -   | \$ 618.79                               | \$ 893.41                                   | \$ 69.36   | \$ 22.20   | \$ 801.85                                     |
| Kuznetsov, Josh & Lyudmila                            | 53-09-12-400-039.000-015 |        | 1B              | N  | \$ 213,600             | \$ 107,010                           | \$ 106,590        | \$ 1.5790                             | \$ 2.3198                | \$ 1,623.28        | \$ 2,507.29         | \$ 268.64  | \$ -   | \$ 615.37                               | \$ 884.01                                   | \$ 69.36   | \$ 22.20   | \$ 792.45                                     |
| Smith, Isaac Michael                                  | 53-09-12-400-061.000-015 |        | 1B              | N  | \$ 190,300             | \$ 98,855                            | \$ 91,445         | \$ 1.5790                             | \$ 2.3198                | \$ 1,392.64        | \$ 2,229.98         | \$ 238.92  | \$ -   | \$ 598.42                               | \$ 837.34                                   | \$ 69.36   | \$ 22.20   | \$ 745.78                                     |
| Thomas, Therron                                       | 53-09-12-400-011.000-015 | 1975   | 1B              | N  | \$ 196,200             | \$ 139,880                           | \$ 56,320         | \$ 1.5790                             | \$ 2.3198                | \$ 857.72          | \$ 1,411.31         | \$ 151.20  | \$ -   | \$ 402.39                               | \$ 553.59                                   | \$ 69.36   | \$ 22.20   | \$ 462.03                                     |
| Sanders, Mitchell H                                   | 53-09-12-400-009.000-015 |        | 1B              | N  | \$ 162,000             | \$ 88,950                            | \$ 73,050         | \$ 1.5790                             | \$ 2.3198                | \$ 1,112.50        | \$ 1,830.56         | \$ 196.13  | \$ -   | \$ 521.93                               | \$ 718.06                                   | \$ 69.36   | \$ 22.20   | \$ 626.50                                     |
| Hildreth, David Clay                                  | 53-09-12-400-010.000-015 |        | 1B              | N  | \$ 164,500             | \$ 114,785                           | \$ 49,715         | \$ 1.5790                             | \$ 2.3198                | \$ 757.12          | \$ 1,245.81         | \$ 133.48  | \$ -   | \$ 355.20                               | \$ 488.69                                   | \$ 69.36   | \$ 22.20   | \$ 397.13                                     |
| Griffin, David Brian Jr & Amber M                     | 53-09-12-400-023.000-015 | 1759   | 1B              | N  | \$ 160,600             | \$ 88,460                            | \$ 72,140         | \$ 1.5790                             | \$ 2.3198                | \$ 1,098.64        | \$ 1,807.76         | \$ 193.69  | \$ -   | \$ 515.43                               | \$ 709.12                                   | \$ 69.36   | \$ 22.20   | \$ 617.56                                     |
| McGee, Russell J; Solt, Emily Joanne                  | 53-09-13-105-032.000-015 |        | 1B              | N  | \$ 142,800             | \$ 82,230                            | \$ 60,570         | \$ 1.5790                             | \$ 2.3198                | \$ 922.44          | \$ 1,517.82         | \$ 162.62  | \$ -   | \$ 432.76                               | \$ 595.38                                   | \$ 69.36   | \$ 22.20   | \$ 503.82                                     |
| Trace, Michael E & Jana B                             | 53-09-12-402-043.000-015 |        | 1B              | N  | \$ 172,400             | \$ 92,590                            | \$ 79,810         | \$ 1.5790                             | \$ 2.3198                | \$ 1,215.44        | \$ 1,999.96         | \$ 214.28  | \$ -   | \$ 570.24                               | \$ 784.52                                   | \$ 69.36   | \$ 22.20   | \$ 692.96                                     |
| Tarbah, Martha W                                      | 53-09-12-400-012.000-015 | 1760   | 1B              | N  | \$ 159,400             | \$ 88,040                            | \$ 71,360         | \$ 1.5790                             | \$ 2.3198                | \$ 1,086.76        | \$ 1,788.21         | \$ 191.59  | \$ -   | \$ 509.86                               | \$ 701.45                                   | \$ 69.36   | \$ 22.20   | \$ 609.89                                     |
| Meadows, Stacy L                                      | 53-09-12-400-024.000-015 | 1734   | 1B              | N  | \$ 159,500             | \$ 88,075                            | \$ 71,425         | \$ 1.5790                             | \$ 2.3198                | \$ 1,087.76        | \$ 1,789.84         | \$ 191.77  | \$ -   | \$ 510.31                               | \$ 702.08                                   | \$ 69.36   | \$ 22.20   | \$ 610.52                                     |
| Dunn, Michael W & Alyssa A                            | 53-09-12-400-040.000-015 | 1728   | 1B              | N  | \$ 163,100             | \$ 89,335                            | \$ 73,765         | \$ 1.5790                             | \$ 2.3198                | \$ 1,123.40        | \$ 1,848.49         | \$ 198.06  | \$ -   | \$ 527.03                               | \$ 725.09                                   | \$ 69.36   | \$ 22.20   | \$ 633.53                                     |
| Marler, Kwang H                                       | 53-09-12-400-051.000-015 | 1882   | 1B              | N  | \$ 159,800             | \$ 88,180                            | \$ 71,620         | \$ 1.5790                             | \$ 2.3198                | \$ 1,090.72        | \$ 1,794.72         | \$ 192.28  | \$ -   | \$ 511.71                               | \$ 704.00                                   | \$ 69.36   | \$ 22.20   | \$ 612.44                                     |
| Hall, Larry Joe & Rebecca Ethel                       | 53-09-12-400-019.000-015 |        | 1B              | N  | \$ 154,300             | \$ 98,735                            | \$ 55,565         | \$ 1.5790                             | \$ 2.3198                | \$ 846.20          | \$ 1,392.40         | \$ 149.19  | \$ -   | \$ 397.01                               | \$ 546.20                                   | \$ 69.36   | \$ 22.20   | \$ 454.64                                     |
| Fields, Clinton T & Susan R                           | 53-09-13-400-026.000-015 |        | 1B              | N  | \$ 135,100             | \$ 76,535                            | \$ 58,565         | \$ 1.5790                             | \$ 2.3198                | \$ 891.90          | \$ 1,467.58         | \$ 157.25  | \$ -   | \$ 418.44                               | \$ 575.68                                   | \$ 69.36   | \$ 14.76   | \$ 491.56                                     |
| Voorhies, Derek P                                     | 53-09-13-103-048.000-015 |        | 1B              | N  | \$ 104,300             | \$ 68,755                            | \$ 35,545         | \$ 1.5790                             | \$ 2.3198                | \$ 541.32          | \$ 890.71           | \$ 95.43   | \$ -   | \$ 253.97                               | \$ 349.39                                   | \$ 69.36   | \$ 22.20   | \$ 257.83                                     |
| Prince, Anthony J                                     | 53-09-13-103-049.000-015 |        | 1B              | N  | \$ 151,700             | \$ 85,345                            | \$ 66,355         | \$ 1.5790                             | \$ 2.3198                | \$ 1,010.54        | \$ 1,662.79         | \$ 178.16  | \$ -   | \$ 474.09                               | \$ 652.25                                   | \$ 69.36   | \$ 14.76   | \$ 568.13                                     |
| Walmart Real Estate Business Trust Prop Tax Dept 8013 | 53-09-12-400-080.000-015 | 2204   | 1B              | N  | \$11,998,200           | \$ -                                 | \$11,998,200      | \$ 1.5790                             | \$ 2.3198                | \$189,451.58       | \$311,733.04        | \$ 33,399.97   | \$ -   | \$ 88,881.49                            | \$122,281.46                                | \$ -   | \$ -   | \$ 122,281.46                                 |
| Murphy Oil USA Inc                                    | 53-09-12-400-080.001-015 |        | 1B              | N  | \$ 546,600             | \$ -                                 | \$ 546,600        | \$ 1.5790                             | \$ 2.3198                | \$ 8,630.80        | \$ 14,201.57        | \$ 1,521.60  | \$ -   | \$ 4,049.17                             | \$ 5,570.77                                 | \$ 69.36   | \$ 22.20   | \$ 5,479.21                                   |
| State Of Indiana                                      | 53-09-12-402-050.000-015 |        | 1B              | N  | \$ -                   | \$ -                                 | \$ -              | \$ 1.5790                             | \$ 2.3198                | \$ -               | \$ -                | \$ -   | \$ -   | \$ -                                    | \$ -  | \$ -   | \$ -   | \$ -  |
| State Of Indiana                                      | 53-09-13-101-006.000-015 |        | 1B              | N  | \$ -                   | \$ -                                 | \$ -              | \$ 1.5790                             | \$ 2.3198                | \$ -               | \$ -                | \$ -   | \$ -   | \$ -                                    | \$ -  | \$ -   | \$ -   | \$ -  |
| State Of Indiana                                      | 53-09-13-101-022.000-015 |        | 1B              | N  | \$ -                   | \$ -                                 | \$ -              | \$ 1.5790                             | \$ 2.3198                | \$ -               | \$ -                | \$ -   | \$ -   | \$ -                                    | \$ -  | \$ -   | \$ -   | \$ -  |
| State Of Indiana                                      | 53-09-12-400-062.000-015 |        | 1B              | N  | \$ -                   | \$ -                                 | \$ -              | \$ 1.5790                             | \$ 2.3198                | \$ -               | \$ -                | \$ -   | \$ -   | \$ -                                    | \$ -  | \$ -   | \$ -   | \$ -  |
| Lavender, Billy Joe & Diana Sue                       | 53-09-13-104-002.000-015 |        | 1B              | N  | \$ 105,900             | \$ 69,315                            | \$ 36,585         | \$ 1.5790                             | \$ 2.3198                | \$ 557.16          | \$ 916.79           | \$ 98.22   | \$ -   | \$ 261.40                               | \$ 359.63                                   | \$ 69.36   | \$ 14.76   | \$ 275.51                                     |
| Southern, William L & Lisa A                          | 53-09-13-400-002.000-015 |        | 1B              | N  | \$ 106,100             | \$ 66,385                            | \$ 39,715         | \$ 1.5790                             | \$ 2.3198                | \$ 604.84          | \$ 995.22           | \$ 106.63  | \$ -   | \$ 283.75                               | \$ 390.38                                   | \$ 69.36   | \$ 22.20   | \$ 298.82                                     |
| Milbourn, Barry E                                     | 53-09-12-401-002.000-015 |        | 1B              | N  | \$ 134,900             | \$ 78,660                            | \$ 56,240         | \$ 1.5790                             | \$ 2.3198                | \$ 856.48          | \$ 1,409.31         | \$ 151.00  | \$ -   | \$ 401.83                               | \$ 552.83                                   | \$ 69.36   | \$ 14.76   | \$ 468.71                                     |
| Croy, Roger Lee & Lois A.                             | 53-09-13-104-012.000-015 |        | 1B              | N  | \$ 118,900             | \$ 70,760                            | \$ 48,140         | \$ 1.5790                             | \$ 2.3198                | \$ 733.32          | \$ 1,206.63         | \$ 129.29  | \$ -   | \$ 344.02                               | \$ 473.31                                   | \$ 69.36   | \$ 14.76   | \$ 389.19                                     |
| Shipley, Kip D & Lindsay J                            | 53-09-12-402-025.000-015 |        | 1B              | N  | \$ 162,200             | \$ 88,915                            | \$ 73,285         | \$ 1.5790                             | \$ 2.3198                | \$ 1,116.08        | \$ 1,836.45         | \$ 196.76  | \$ -   | \$ 523.61                               | \$ 720.37                                   | \$ 69.36   | \$ 14.76   | \$ 636.25                                     |
| Doub, William E. & Marilyn Sue                        | 53-09-13-103-057.000-015 |        | 1B              | N  | \$ 128,500             | \$ 88,225                            | \$ 40,275         | \$ 1.5790                             | \$ 2.3198                | \$ 208.06          | \$ 212.22           | \$ -   | \$ -   | \$ 4.16                                 | \$ 4.16                                     | \$ 69.36   | \$ 22.20   | \$ (87.40)                                    |
| Cashman, Geoffrey A & Katherine C                     | 53-09-13-104-016.000-015 |        | 1B              | N  | \$ 117,300             | \$ 73,305                            | \$ 43,995         | \$ 1.5790                             | \$ 2.3198                | \$ 670.00          | \$ 1,102.46         | \$ 118.11  | \$ -   | \$ 314.35                               | \$ 432.46                                   | \$ 69.36   | \$ 14.76   | \$ 348.34                                     |
| Cuttill, William Joseph Revocable Trust               | 53-09-13-103-079.000-015 |        | 1B              | N  | \$ 174,000             | \$ 90,150                            | \$ 83,850         | \$ 1.5790                             | \$ 2.3198                | \$ 1,276.96        | \$ 2,039.24         | \$ 218.49  | \$ -   | \$ 543.79                               | \$ 762.28                                   | \$ 69.36   | \$ 22.20   | \$ 670.72                                     |
| Weisman, Jon  | 53-09-12-401-014.000-015 |        | 1B              | N  | \$ 102,000             | \$ -                                 | \$ 102,000        | \$ 1.5790                             | \$ 2.3198                | \$ 1,610.58        | \$ 2,394.81         | \$ 256.59  | \$ -   | \$ 527.65                               | \$ 784.23                                   | \$ 69.36   | \$ 14.76   | \$ 700.11                                     |
| Brawthen, Daryl R & Janet L                           | 53-09-13-103-045.000-015 |        | 1B              | N  | \$ 128,100             | \$ 73,980                            | \$ 54,120         | \$ 1.5790                             | \$ 2.3198                | \$ 824.38          | \$ 1,356.46         | \$ 145.33  | \$ -   | \$ 386.75                               | \$ 532.08                                   | \$ 69.36   | \$ 22.20   | \$ 440.52                                     |
| Hanratty, William P & Pamela L                        | 53-09-13-101-059.000-015 |        | 1B              | N  | \$ 133,200             | \$ 75,870                            | \$ 57,330         | \$ 1.5790                             | \$ 2.3198                | \$ 873.08          | \$ 1,436.64         | \$ 153.93  | \$ -   | \$ 409.62                               | \$ 563.56                                   | \$ 69.36   | \$ 14.76   | \$ 479.44                                     |
| Scank, Florence T                                     | 53-09-13-103-016.000-015 |        | 1B              | N  | \$ 159,000             | \$ 98,515                            | \$ 60,485         | \$ 1.5790                             | \$ 2.3198                | \$ 502.72          | \$ 512.77           | \$ -   | \$ -   | \$ 10.05                                | \$ 10.05                                    | \$ 69.36   | \$ 14.76   | \$ (74.07)                                    |
| Coffey, Joshua Daniel & Lori Beth                     | 53-09-12-402-046.000-015 |        | 1B              | N  | \$ 151,100             | \$ 85,135                            | \$ 65,965         | \$ 1.5790                             | \$ 2.3198                | \$ 1,004.60        | \$ 1,653.02         | \$ 177.11  | \$ -   | \$ 471.31                               | \$ 648.42                                   | \$ 69.36   | \$ 22.20   | \$ 556.86                                     |
| Bryniarski, Joseph & Jill D                           | 53-09-12-402-034.000-015 |        | 1B              | N  | \$ 188,400             | \$ 95,190                            | \$ 93,210         | \$ 1.5790                             | \$ 2.3198                | \$ 1,419.52        | \$ 2,210.61         | \$ 236.85  | \$ -   | \$ 554.24                               | \$ 791.09                                   | \$ 69.36   | \$ 14.76   | \$ 706.97                                     |
| Hill, Christopher Lewis                               | 53-09-13-105-017.000-015 | 1652   | 1B              | N  | \$ 129,900             | \$ 77,715                            | \$ 52,185         | \$ 1.5790                             | \$ 2.3198                | \$ 794.74          | \$ 1,307.70         | \$ 140.11  | \$ -   | \$ 372.86                               | \$ 512.96                                   | \$ 69.36   | \$ 22.20   | \$ 421.40                                     |
| Conner, Tim & Dana King                               | 53-09-13-105-028.000-015 |        | 1B              | N  | \$ 150,100             | \$ -                                 | \$ 150,100        | \$ 1.5790                             | \$ 2.3198                | \$ 2,370.08        | \$ 3,526.63         | \$ 377.85  | \$ -   | \$ 778.70                               | \$ 1,156.55                                 | \$ 69.36   | \$ 22.2  |   |

# City of Bloomington

## Area #1B: South-West Annexation Area - Tax Impacts Analysis

Note (1): This section shows the inc/(dec) in tax bills due to differences between township fire protection rates and the Monroe Fire Protection District fire rate

| Owner Name  | Parcel #                 | Waiver | Annexation Area | AG | 2020 Pay 2021 Gross AV | 2020 Pay 2021 Deductions /Exemptions | 2020 Pay 2021 NAV | Pre-Annex 2020 Pay 2021 Prop Tax Rate | Post-Annex Prop Tax Rate | Pre-Annex Tax Bill | Post-Annex Tax Bill | Net Tax Bill Increase Due Solely to AV Growth (12% - Aggregate over 4 years) | Net Tax Bill Increase Due to Difference Between Fire Rates (1) | Net Tax Bill Increase Due to Annexation | Total Post-Annexation Net Tax Bill Increase | Benefit 1 Yearly Sewer Bill Savings (@ 4000 Gal/Month) | Benefit 2 Yearly Fire Protection (Water Surcharge) Savings | Post-Annex Tax Bill Inc/(Dec) Net of Benefits |
|---|--------------------------|--------|-----------------|----|------------------------|--------------------------------------|-------------------|---------------------------------------|--------------------------|--------------------|---------------------|--|--|---|---|--|--|---|
| Albertson, Johnny D Jr & Angela M   | 53-09-13-105-021.000-015 |        | 1B              | N  | \$ 120,700             | \$ -                                 | \$ 120,700        | \$ 1.5790                             | \$ 2.3198                | \$ 1,905.84        | \$ 2,833.86         | \$ 303.63  | \$ -   | \$ 624.39                               | \$ 928.02                                   | \$ 69.36   | \$ 22.20   | \$ 836.46                                     |
| Treadway, Venetta Lyvon   | 53-09-13-105-025.000-015 |        | 1B              | N  | \$ 123,000             | \$ 86,300                            | \$ 36,700         | \$ 1.5790                             | \$ 2.3198                | \$ 260.70          | \$ 265.91           | \$ -   | \$ -   | \$ 5.21                                 | \$ 69.36                                    | \$ 14.76   | \$ (78.91)   |   |
| Kortus, Joseph Ardwin & Renee P   | 53-09-13-107-044.000-015 |        | 1B              | N  | \$ 161,900             | \$ 88,915                            | \$ 72,985         | \$ 1.5790                             | \$ 2.3198                | \$ 582.70          | \$ 1,828.93         | \$ 195.95  | \$ -   | \$ 1,050.28                             | \$ 1,246.23                                 | \$ 69.36   | \$ 22.20   | \$ 1,154.67                                   |
| Thornberry, Lori B Trust  | 53-09-13-107-035.000-015 | 1167   | 1B              | N  | \$ 161,800             | \$ -                                 | \$ 161,800        | \$ 1.5790                             | \$ 2.3198                | \$ 2,554.82        | \$ 3,802.59         | \$ 407.42  | \$ -   | \$ 840.35                               | \$ 1,247.77                                 | \$ 69.36   | \$ 22.20   | \$ 1,156.21                                   |
| McClung, Brian M & Stephanie C Ems-McClung                                      | 53-09-13-107-020.000-015 | 1036   | 1B              | N  | \$ 133,700             | \$ 78,870                            | \$ 54,830         | \$ 1.5790                             | \$ 2.3198                | \$ 835.04          | \$ 1,374.00         | \$ 147.22  | \$ -   | \$ 391.74                               | \$ 538.96                                   | \$ 69.36   | \$ 14.76   | \$ 454.84                                     |
| Ice, Terry L.   | 53-09-13-107-038.000-015 | 1056   | 1B              | N  | \$ 124,200             | \$ 75,720                            | \$ 48,480         | \$ 1.5790                             | \$ 2.3198                | \$ 738.32          | \$ 1,214.88         | \$ 130.17  | \$ -   | \$ 346.38                               | \$ 476.56                                   | \$ 69.36   | \$ 22.20   | \$ 385.00                                     |
| Homhual, Tanintorn & Kittti   | 53-09-13-107-054.000-015 | 1098   | 1B              | N  | \$ 156,300             | \$ 86,780                            | \$ 69,520         | \$ 1.5790                             | \$ 2.3198                | \$ 1,058.74        | \$ 1,742.10         | \$ 186.65  | \$ -   | \$ 496.71                               | \$ 683.36                                   | \$ 69.36   | \$ 14.76   | \$ 599.24                                     |
| Johns, Matthew C  | 53-09-13-107-024.000-015 | 1199   | 1B              | N  | \$ 157,200             | \$ 87,270                            | \$ 69,930         | \$ 1.5790                             | \$ 2.3198                | \$ 1,064.98        | \$ 1,752.39         | \$ 187.76  | \$ -   | \$ 499.64                               | \$ 687.41                                   | \$ -   | \$ -   | \$ 687.41                                     |
| McCracken, Linda O  | 53-09-13-107-025.000-015 |        | 1B              | N  | \$ 136,600             | \$ -                                 | \$ 136,600        | \$ 1.5790                             | \$ 2.3198                | \$ 2,156.92        | \$ 3,207.17         | \$ 343.63  | \$ -   | \$ 706.63                               | \$ 1,050.25                                 | \$ -   | \$ -   | \$ 1,050.25                                   |
| Taskay, Andrew; Forney, Caelan P  | 53-09-13-107-010.000-015 | 1788   | 1B              | N  | \$ 137,000             | \$ 80,200                            | \$ 56,800         | \$ 1.5790                             | \$ 2.3198                | \$ 865.02          | \$ 1,423.35         | \$ 152.50  | \$ -   | \$ 405.83                               | \$ 558.33                                   | \$ -   | \$ -   | \$ 558.33                                     |
| Stewart, Robert A   | 53-09-13-107-003.000-015 |        | 1B              | N  | \$ 139,300             | \$ 80,515                            | \$ 58,785         | \$ 1.5790                             | \$ 2.3198                | \$ 895.26          | \$ 1,473.09         | \$ 157.83  | \$ -   | \$ 420.01                               | \$ 577.83                                   | \$ -   | \$ -   | \$ 577.83                                     |
| Ek, James A Jr & Patricia G   | 53-09-13-107-019.000-015 |        | 1B              | N  | \$ 128,100             | \$ 74,085                            | \$ 54,015         | \$ 1.5790                             | \$ 2.3198                | \$ 822.60          | \$ 1,353.56         | \$ 145.03  | \$ -   | \$ 385.93                               | \$ 530.96                                   | \$ 69.36   | \$ 14.76   | \$ 446.84                                     |
| Crabtree, Paul & McCullough, McKenzie   | 53-09-13-105-022.000-015 | 1018   | 1B              | N  | \$ 133,800             | \$ 79,080                            | \$ 54,720         | \$ 1.5790                             | \$ 2.3198                | \$ 833.36          | \$ 1,371.23         | \$ 146.91  | \$ -   | \$ 390.96                               | \$ 537.87                                   | \$ 69.36   | \$ 22.20   | \$ 446.31                                     |
| Pettler, Zoe C; Khurana, Shaun V  | 53-09-13-103-013.000-015 |        | 1B              | N  | \$ 111,900             | \$ 71,415                            | \$ 40,485         | \$ 1.5790                             | \$ 2.3198                | \$ 616.56          | \$ 1,014.51         | \$ 108.69  | \$ -   | \$ 289.26                               | \$ 397.95                                   | \$ 69.36   | \$ 14.76   | \$ 313.83                                     |
| Williams, Richard E & Linda & Williams, April R                                 | 53-09-13-101-010.000-015 |        | 1B              | N  | \$ 172,500             | \$ 131,410                           | \$ 41,090         | \$ 1.5790                             | \$ 2.3198                | \$ 625.76          | \$ 1,029.68         | \$ 110.33  | \$ -   | \$ 293.59                               | \$ 403.92                                   | \$ -   | \$ -   | \$ 403.92                                     |
| Goodwin, Mary Frances   | 53-09-13-107-009.000-015 |        | 1B              | N  | \$ 113,500             | \$ 82,625                            | \$ 30,875         | \$ 1.5790                             | \$ 2.3198                | \$ 151.28          | \$ 154.31           | \$ -   | \$ -   | \$ 3.03                                 | \$ 3.03                                     | \$ -   | \$ -   | \$ 3.03                                       |
| O'Dell, Delila J  | 53-09-13-107-037.000-015 |        | 1B              | N  | \$ 129,600             | \$ 77,225                            | \$ 52,375         | \$ 1.5790                             | \$ 2.3198                | \$ 797.64          | \$ 1,312.46         | \$ 140.62  | \$ -   | \$ 374.20                               | \$ 514.82                                   | \$ -   | \$ -   | \$ 514.82                                     |
| Gruelich, Benjamin M & Kristen N  | 53-09-13-107-022.000-015 |        | 1B              | N  | \$ 129,800             | \$ 77,680                            | \$ 52,120         | \$ 1.5790                             | \$ 2.3198                | \$ 242.06          | \$ 1,306.07         | \$ 139.93  | \$ -   | \$ 924.09                               | \$ 1,064.01                                 | \$ -   | \$ -   | \$ 1,064.01                                   |
| Smith, William E III  | 53-09-13-107-014.000-015 |        | 1B              | N  | \$ 135,400             | \$ 79,640                            | \$ 55,760         | \$ 1.5790                             | \$ 2.3198                | \$ 849.18          | \$ 1,397.28         | \$ 149.70  | \$ -   | \$ 398.39                               | \$ 548.10                                   | \$ -   | \$ -   | \$ 548.10                                     |
| Haium, David L & Cheryl D; Denk, William Thomas Burnham; w/l/e Haium, David L & | 53-09-13-107-017.000-015 | 1201   | 1B              | N  | \$ 117,100             | \$ 73,235                            | \$ 43,865         | \$ 1.5790                             | \$ 2.3198                | \$ 668.04          | \$ 1,099.21         | \$ 117.78  | \$ -   | \$ 313.40                               | \$ 431.17                                   | \$ -   | \$ -   | \$ 431.17                                     |
| Myers, Daniel   | 53-09-13-107-031.000-015 |        | 1B              | N  | \$ 151,700             | \$ 85,170                            | \$ 66,530         | \$ 1.5790                             | \$ 2.3198                | \$ 1,013.20        | \$ 1,667.18         | \$ 178.63  | \$ -   | \$ 475.34                               | \$ 653.98                                   | \$ -   | \$ -   | \$ 653.98                                     |
| Hernandez, Laura V  | 53-09-13-107-049.000-015 | 1168   | 1B              | N  | \$ 148,700             | \$ 84,295                            | \$ 64,405         | \$ 1.5790                             | \$ 2.3198                | \$ 980.84          | \$ 1,613.94         | \$ 172.93  | \$ -   | \$ 460.17                               | \$ 633.10                                   | \$ 69.36   | \$ 22.20   | \$ 541.54                                     |
| Burcham, Jordan T & Hannah L  | 53-09-13-107-050.000-015 | 1136   | 1B              | N  | \$ 163,900             | \$ 88,740                            | \$ 75,160         | \$ 1.5790                             | \$ 2.3198                | \$ 1,144.64        | \$ 1,883.44         | \$ 201.79  | \$ -   | \$ 537.00                               | \$ 738.80                                   | \$ 69.36   | \$ 22.20   | \$ 647.24                                     |
| Anderson, Greg D & Elaine K   | 53-09-13-107-013.000-015 |        | 1B              | N  | \$ 144,500             | \$ 82,825                            | \$ 61,675         | \$ 1.5790                             | \$ 2.3198                | \$ 939.28          | \$ 1,545.52         | \$ 165.59  | \$ -   | \$ 440.65                               | \$ 606.24                                   | \$ 69.36   | \$ 14.76   | \$ 522.12                                     |
| Sparks, Patrick W & Janice M  | 53-09-13-107-008.000-015 | 1753   | 1B              | N  | \$ 124,600             | \$ 75,860                            | \$ 48,740         | \$ 1.5790                             | \$ 2.3198                | \$ 478.84          | \$ 1,221.38         | \$ 130.87  | \$ -   | \$ 611.67                               | \$ 742.54                                   | \$ 69.36   | \$ 22.20   | \$ 650.98                                     |
| Gray, Rhonda S & George P   | 53-09-13-107-023.000-015 |        | 1B              | N  | \$ 168,800             | \$ 91,330                            | \$ 77,470         | \$ 1.5790                             | \$ 2.3198                | \$ 1,179.80        | \$ 1,941.31         | \$ 207.99  | \$ -   | \$ 553.52                               | \$ 761.51                                   | \$ 69.36   | \$ 14.76   | \$ 677.39                                     |
| Pierce, Karen J   | 53-09-13-107-047.000-015 |        | 1B              | N  | \$ 144,700             | \$ 82,895                            | \$ 61,805         | \$ 1.5790                             | \$ 2.3198                | \$ 941.24          | \$ 1,548.77         | \$ 165.95  | \$ -   | \$ 441.59                               | \$ 607.53                                   | \$ 69.36   | \$ 37.08   | \$ 501.09                                     |
| Lane, Roger D & Marilyn K   | 53-09-13-103-078.000-015 |        | 1B              | N  | \$ 86,600              | \$ 59,560                            | \$ 27,040         | \$ 1.5790                             | \$ 2.3198                | \$ 411.80          | \$ 677.60           | \$ 72.60   | \$ -   | \$ 193.20                               | \$ 265.80                                   | \$ -   | \$ -   | \$ 265.80                                     |
| Rose, Charity F   | 53-09-13-101-037.000-015 |        | 1B              | N  | \$ 132,600             | \$ 78,660                            | \$ 53,940         | \$ 1.5790                             | \$ 2.3198                | \$ 821.46          | \$ 1,351.68         | \$ 144.83  | \$ -   | \$ 385.39                               | \$ 530.22                                   | \$ 69.36   | \$ 14.76   | \$ 446.10                                     |
| Emery, Scott W & Kathy D.   | 53-09-13-107-007.000-015 |        | 1B              | N  | \$ 145,600             | \$ 83,210                            | \$ 62,390         | \$ 1.5790                             | \$ 2.3198                | \$ 950.16          | \$ 1,563.44         | \$ 167.52  | \$ -   | \$ 445.77                               | \$ 613.28                                   | \$ 69.36   | \$ 14.76   | \$ 529.16                                     |
| Hackler, Lisa Kay   | 53-09-13-105-034.000-015 |        | 1B              | N  | \$ 115,000             | \$ 69,500                            | \$ 45,500         | \$ 1.5790                             | \$ 2.3198                | \$ 692.92          | \$ 1,140.19         | \$ 122.16  | \$ -   | \$ 325.11                               | \$ 447.27                                   | \$ 69.36   | \$ 22.20   | \$ 355.71                                     |
| Aguinaga, Andrew K  | 53-09-13-105-009.000-015 |        | 1B              | N  | \$ 122,800             | \$ 100,190                           | \$ 22,610         | \$ 1.5790                             | \$ 2.3198                | \$ 344.32          | \$ 566.58           | \$ 60.70   | \$ -   | \$ 161.56                               | \$ 222.26                                   | \$ 69.36   | \$ 22.20   | \$ 130.70                                     |
| Warthan, Joanie   | 53-09-12-402-024.000-015 |        | 1B              | N  | \$ 68,300              | \$ 64,542                            | \$ 3,758          | \$ 1.5790                             | \$ 2.3198                | \$ 42.96           | \$ 43.82            | \$ -   | \$ -   | \$ 0.86                                 | \$ 0.86                                     | \$ 69.36   | \$ 22.20   | \$ (90.70)                                    |
| Branigin, Sean & Patricia   | 53-09-13-101-032.000-015 |        | 1B              | N  | \$ 114,100             | \$ 69,185                            | \$ 44,915         | \$ 1.5790                             | \$ 2.3198                | \$ 684.02          | \$ 1,125.52         | \$ 120.60  | \$ -   | \$ 320.91                               | \$ 441.50                                   | \$ -   | \$ -   | \$ 441.50                                     |
| Morris, Jackie L & Kathy J  | 53-09-13-101-062.000-015 |        | 1B              | N  | \$ 107,300             | \$ 107,300                           | \$ -              | \$ 1.5790                             | \$ 2.3198                | \$ -               | \$ -                | \$ -   | \$ -   | \$ -                                    | \$ -  | \$ 69.36   | \$ 22.20   | \$ (91.56)                                    |
| Dunbar, Ralph Everett & Debra Ellen   | 53-09-13-102-010.000-015 |        | 1B              | N  | \$ 123,600             | \$ 75,405                            | \$ 48,195         | \$ 1.5790                             | \$ 2.3198                | \$ 733.98          | \$ 1,207.72         | \$ 129.39  | \$ -   | \$ 344.35                               | \$ 473.74                                   | \$ 69.36   | \$ 14.76   | \$ 389.62                                     |
| Coats, Amanda   | 53-09-13-105-012.000-015 |        | 1B              | N  | \$ 127,500             | \$ 76,875                            | \$ 50,625         | \$ 1.5790                             | \$ 2.3198                | \$ 770.98          | \$ 1,268.61         | \$ 135.92  | \$ -   | \$ 361.70                               | \$ 497.63                                   | \$ 69.36   | \$ 14.76   | \$ 413.51                                     |
| Reilly, Michalene & Hollon, Tracy A   | 53-09-12-402-040.000-015 |        | 1B              | N  | \$ 181,600             | \$ 95,810                            | \$ 85,790         | \$ 1.5790                             | \$ 2.3198                | \$ 1,306.52        | \$ 2,126.45         | \$ 227.84  | \$ -   | \$ 592.10                               | \$ 819.93                                   | \$ 69.36   | \$ 14.76   | \$ 735.81                                     |
| Murray, Catherine Lenore  | 53-09-13-103-028.000-015 |        | 1B              | N  | \$ 130,100             | \$ 74,785                            | \$ 55,315         | \$ 1.5790                             | \$ 2.3198                | \$ 842.40          | \$ 1,386.14         | \$ 148.52  | \$ -   | \$ 395.22                               | \$ 543.74                                   | \$ 69.36   | \$ 14.76   | \$ 459.62                                     |
| Loewenthal, Serena Y. & U. Tamara   | 53-09-13-103-009.000-015 |        | 1B              | N  | \$ 127,500             | \$ 76,875                            | \$ 50,625         | \$ 1.5790                             | \$ 2.3198                | \$ 770.98          | \$ 1,268.61         | \$ 135.92  | \$ -   | \$ 361.70                               | \$ 497.63                                   | \$ 69.36   | \$ 22.20   | \$ 406.07                                     |
| Raper, David W  | 53-09-13-104-008.000-015 |        | 1B              | N  | \$ 133,100             | \$ -                                 | \$ 133,100        | \$ 1.5790                             | \$ 2.3198                | \$ 2,101.64        | \$ 3,125.00         | \$ 334.82  | \$ -   | \$ 688.54                               | \$ 1,023.36                                 | \$ 69.36   | \$ 22.20   | \$ 931.80                                     |
| Algood, Zechariah J   | 53-09-12-402-030.000-015 | 1166   | 1B              | N  | \$ 159,300             | \$ 88,005                            | \$ 71,295         | \$ 1.5790                             | \$ 2.3198                | \$ 1,085.76        | \$ 1,786.57         | \$ 191.41  | \$ -   | \$ 509.40                               | \$ 700.81                                   | \$ 69.36   | \$ 14.76   | \$ 616.69                                     |
| Temple, Thomas G. & Karen   | 53-09-13-107-052.000-015 |        | 1B              | N  | \$ 156,500             | \$ 84,025                            | \$ 72,475         | \$ 1.5790                             | \$ 2.3198                | \$ 1,103.74        | \$ 1,816.15         | \$ 194.59  | \$ -   | \$ 517.82                               | \$ 712.41                                   | \$ 69.36   | \$ 14.76   | \$ 628.29                                     |
| Wright, Jillian   | 53-09-13-101-017.000-015 |        | 1B              | N  | \$ 123,900             | \$ 75,615                            | \$ 48,285         | \$ 1.5790                             | \$ 2.3198                | \$ 735.36          | \$ 1,209.98         | \$ 129.64  | \$ -   | \$ 344.98                               | \$ 474.62                                   | \$ -   | \$ -   | \$ 474.62                                     |
| Banks, Bryan T & Natalie D  | 53-09-12-402-003.000-015 | 2470   | 1B              | N  | \$ 129,900             | \$ 77,715                            | \$ 52,185         | \$ 1.5790                             | \$ 2.3198                | \$ 794.74          | \$ 1,307.70         | \$ 140.11  | \$ -   | \$ 372.86                               | \$ 512.96                                   | \$ 69.36   | \$ 14.76   | \$ 428.84                                     |
| White, Eric & Heather   | 53-09-12-402-041.000-015 |        | 1B              | N  | \$ 238,000             | \$ 104,245                           | \$ 133,755        | \$ 1.5790                             | \$ 2.3198                | \$ 2,053.42        | \$ 3,177.77         | \$ 340.48  | \$ -   | \$ 783.87                               | \$ 1,124.35                                 | \$ 69.36   | \$ 22.20   | \$ 1,032.79                                   |
| Maxson, Michael   | 53-09-13-104-036.000-015 |        | 1B              | N  | \$ 130,500             | \$ 77,925                            | \$ 52,575         | \$ 1.5790                             | \$ 2.3198                | \$ 800.68          | \$ 1,317.48         | \$ 141.16  | \$ -   | \$ 375.64                               | \$ 516.80                                   | \$ 69.36   | \$ 14.76   | \$ 432.68                                     |
| Mitchell, Vaughn G  | 53-09-13-107-004.000-015 |        | 1B              | N  | \$ 145,600             | \$ 83,210                            | \$ 62,390         | \$ 1.5790                             | \$ 2.3198                | \$ 950.16          | \$ 1,563.44         | \$ 167.52  | \$ -   | \$ 445.77                               | \$ 613.28                                   | \$ 69.36   | \$ 22.20   | \$ 521.72                                     |
| Oxley, Francis C. III & Jane  | 53-09-13-107-036.000-015 |        | 1               |    |                        |                                      |                   |                                       |                          |                    |                     |  |  |   |   |  |  |   |

# City of Bloomington



## Area #1B: South-West Annexation Area - Tax Impacts Analysis

Note (1): This section shows the inc/(dec) in tax bills due to differences between township fire protection rates and the Monroe Fire Protection District fire rate

| Owner Name                                | Parcel #                 | Waiver | Annexation Area | AG | 2020 Pay 2021 Gross AV | 2020 Pay 2021 Deductions/Exemptions | 2020 Pay 2021 NAV | Pre-Annex 2020 Pay 2021 Prop Tax Rate | Post-Annex Prop Tax Rate | Pre-Annex Tax Bill | Post-Annex Tax Bill | Net Tax Bill Increase Due Solely to AV Growth (12% - Aggregate over 4 years) | Net Tax Bill Increase Due to Difference Between Fire Rates (1) | Net Tax Bill Increase Due to Annexation | Total Post-Annexation Net Tax Bill Increase | Benefit 1 Yearly Sewer Bill Savings (@ 4000 Gal/Month) | Benefit 2 Yearly Fire Protection (Water Surcharge) Savings | Post-Annex Tax Bill Inc/(Dec) Net of Benefits |
|---|--------------------------|--------|-----------------|----|------------------------|-------------------------------------|-------------------|---------------------------------------|--------------------------|--------------------|---------------------|--|--|---|---|--|--|---|
| Borecky, Diana                            | 53-09-13-107-001.000-015 |        | 1B              | N  | \$ 171,700             | \$ 92,345                           | \$ 79,355         | \$ 1.5790                             | \$ 2.3198                | \$ 1,208.52        | \$ 1,988.56         | \$ 213.07  | \$ -   | \$ 566.97                               | \$ 780.04                                   | \$ 69.36   | \$ 22.20   | \$ 688.48                                     |
| Head-Newsome, Jessica & Head, Christopher | 53-09-13-107-029.000-015 | 1159   | 1B              | N  | \$ 199,100             | \$ 101,410                          | \$ 97,690         | \$ 1.5790                             | \$ 2.3198                | \$ 1,487.76        | \$ 2,318.49         | \$ 248.41  | \$ -   | \$ 582.32                               | \$ 830.73                                   | \$ 69.36   | \$ 22.20   | \$ 739.17                                     |
| Rea, Dan L & Gail Bridges-Rea Trust       | 53-09-13-107-040.000-015 | 1064   | 1B              | N  | \$ 235,000             | \$ 110,415                          | \$ 124,585        | \$ 1.5790                             | \$ 2.3198                | \$ 1,899.08        | \$ 2,808.85         | \$ 300.94  | \$ -   | \$ 608.82                               | \$ 909.77                                   | \$ 69.36   | \$ 14.76   | \$ 825.65                                     |
| Underwood, John F & Elaine K              | 53-09-13-107-033.000-015 |        | 1B              | N  | \$ 143,600             | \$ 93,510                           | \$ 50,090         | \$ 1.5790                             | \$ 2.3198                | \$ 319.44          | \$ 325.83           | \$ -   | \$ -   | \$ 6.39                                 | \$ 6.39                                     | \$ 69.36   | \$ 14.76   | \$ (77.73)                                    |
| Francis, Jason R & Marcie A               | 53-09-13-107-021.000-015 |        | 1B              | N  | \$ 198,800             | \$ 101,655                          | \$ 97,145         | \$ 1.5790                             | \$ 2.3198                | \$ 1,479.44        | \$ 2,325.73         | \$ 249.18  | \$ -   | \$ 597.11                               | \$ 846.29                                   | \$ 69.36   | \$ 14.76   | \$ 762.17                                     |
| Libby, Seth A; Danilova-Libby, Elizaveta  | 53-09-13-107-011.000-015 |        | 1B              | N  | \$ 143,100             | \$ 82,335                           | \$ 60,765         | \$ 1.5790                             | \$ 2.3198                | \$ 925.40          | \$ 1,522.72         | \$ 163.15  | \$ -   | \$ 434.17                               | \$ 597.32                                   | \$ 69.36   | \$ 14.76   | \$ 513.20                                     |
| Sterrett, Joseph N & Sheila R             | 53-09-13-106-034.000-015 |        | 1B              | N  | \$ 130,500             | \$ 77,925                           | \$ 52,575         | \$ 1.5790                             | \$ 2.3198                | \$ 800.68          | \$ 1,317.48         | \$ 141.16  | \$ -   | \$ 375.64                               | \$ 516.80                                   | \$ 69.36   | \$ 22.20   | \$ 425.24                                     |
| Helms, Dennis & Sheila A.                 | 53-09-13-106-005.000-015 |        | 1B              | N  | \$ 148,700             | \$ 80,945                           | \$ 67,755         | \$ 1.5790                             | \$ 2.3198                | \$ 1,032.42        | \$ 1,698.81         | \$ 182.02  | \$ -   | \$ 484.36                               | \$ 666.39                                   | \$ 69.36   | \$ 22.20   | \$ 574.83                                     |
| Jacobs, Melanee                           | 53-09-13-106-019.000-015 |        | 1B              | N  | \$ 123,400             | \$ 75,440                           | \$ 47,960         | \$ 1.5790                             | \$ 2.3198                | \$ 730.40          | \$ 1,201.83         | \$ 128.76  | \$ -   | \$ 342.67                               | \$ 471.43                                   | \$ 69.36   | \$ 22.20   | \$ 379.87                                     |
| Wilkerson, Adrienne M & Brad              | 53-09-13-106-004.000-015 |        | 1B              | N  | \$ 139,500             | \$ 81,075                           | \$ 58,425         | \$ 1.5790                             | \$ 2.3198                | \$ 889.76          | \$ 1,464.07         | \$ 156.86  | \$ -   | \$ 417.45                               | \$ 574.31                                   | \$ 69.36   | \$ 22.20   | \$ 482.75                                     |
| Witthoft, Dylan C & Madison J             | 53-09-13-400-032.000-015 | 1186   | 1B              | N  | \$ 134,600             | \$ 79,255                           | \$ 55,345         | \$ 1.5790                             | \$ 2.3198                | \$ 842.88          | \$ 1,386.89         | \$ 148.59  | \$ -   | \$ 395.42                               | \$ 544.01                                   | \$ 69.36   | \$ 14.76   | \$ 459.89                                     |
| Burks, Frederick                          | 53-09-13-406-006.000-015 | 1220   | 1B              | N  | \$ 176,000             | \$ 63,050                           | \$ 112,950        | \$ 1.5790                             | \$ 2.3198                | \$ 1,767.80        | \$ 2,763.28         | \$ 296.07  | \$ -   | \$ 699.41                               | \$ 995.48                                   | \$ -   | \$ -   | \$ 995.48                                     |
| Southern, Carol S                         | 53-09-13-406-001.000-015 | 1186   | 1B              | N  | \$ 144,800             | \$ 82,930                           | \$ 61,870         | \$ 1.5790                             | \$ 2.3198                | \$ 942.24          | \$ 1,550.40         | \$ 166.11  | \$ -   | \$ 442.05                               | \$ 608.16                                   | \$ 69.36   | \$ 14.76   | \$ 524.04                                     |
| Jenkins, Cameron H                        | 53-09-13-406-004.000-015 | 1186   | 1B              | N  | \$ 137,200             | \$ 80,270                           | \$ 56,930         | \$ 1.5790                             | \$ 2.3198                | \$ 867.00          | \$ 1,426.62         | \$ 152.86  | \$ -   | \$ 406.76                               | \$ 559.62                                   | \$ 69.36   | \$ 14.76   | \$ 475.50                                     |
| Humphrey, Jeffrey L & Tina L.             | 53-09-13-406-005.000-015 | 1186   | 1B              | N  | \$ 118,900             | \$ 3,000                            | \$ 115,900        | \$ 1.5790                             | \$ 2.3198                | \$ 1,830.06        | \$ 2,788.37         | \$ 298.75  | \$ -   | \$ 659.55                               | \$ 958.31                                   | \$ 69.36   | \$ 14.76   | \$ 874.19                                     |
| Waggoner, Kody L                          | 53-09-13-406-002.000-015 | 1186   | 1B              | N  | \$ 154,600             | \$ 86,360                           | \$ 68,240         | \$ 1.5790                             | \$ 2.3198                | \$ 1,039.24        | \$ 1,710.04         | \$ 183.22  | \$ -   | \$ 487.57                               | \$ 670.80                                   | \$ 69.36   | \$ 22.20   | \$ 579.24                                     |
| Kirby, Karen F & Ludwig, Jennifer         | 53-09-13-406-003.000-015 | 1186   | 1B              | N  | \$ 170,400             | \$ 91,225                           | \$ 79,175         | \$ 1.5790                             | \$ 2.3198                | \$ 1,205.76        | \$ 1,972.59         | \$ 211.35  | \$ -   | \$ 555.49                               | \$ 766.83                                   | \$ 69.36   | \$ 14.76   | \$ 682.71                                     |
| Groff, George T. & Sharon Sue             | 53-09-13-106-011.000-015 |        | 1B              | N  | \$ 165,900             | \$ 87,315                           | \$ 78,585         | \$ 1.5790                             | \$ 2.3198                | \$ 1,196.80        | \$ 1,942.83         | \$ 208.16  | \$ -   | \$ 537.88                               | \$ 746.03                                   | \$ 69.36   | \$ 14.76   | \$ 661.91                                     |
| Brown, Chad Austin Irrevocable Trust      | 53-09-13-106-026.000-015 |        | 1B              | N  | \$ 130,100             | \$ -                                | \$ 130,100        | \$ 1.5790                             | \$ 2.3198                | \$ 2,054.28        | \$ 3,054.56         | \$ 327.27  | \$ -   | \$ 673.01                               | \$ 1,000.28                                 | \$ 69.36   | \$ 22.20   | \$ 908.72                                     |
| Hatten, Arcelita R                        | 53-09-13-106-029.000-015 |        | 1B              | N  | \$ 117,200             | \$ 73,270                           | \$ 43,930         | \$ 1.5790                             | \$ 2.3198                | \$ 669.02          | \$ 1,100.86         | \$ 117.96  | \$ -   | \$ 313.88                               | \$ 431.84                                   | \$ 69.36   | \$ 22.20   | \$ 340.28                                     |
| Simpson, David & Cynthia                  | 53-09-13-406-030.000-015 |        | 1B              | N  | \$ 129,900             | \$ 77,715                           | \$ 52,185         | \$ 1.5790                             | \$ 2.3198                | \$ 794.74          | \$ 1,307.70         | \$ 140.11  | \$ -   | \$ 372.86                               | \$ 512.96                                   | \$ 69.36   | \$ 22.20   | \$ 421.40                                     |
| Cummings, Robert & Sandra                 | 53-09-13-106-040.000-015 |        | 1B              | N  | \$ 175,200             | \$ 118,530                          | \$ 56,670         | \$ 1.5790                             | \$ 2.3198                | \$ 863.04          | \$ 1,420.08         | \$ 152.14  | \$ -   | \$ 404.90                               | \$ 557.04                                   | \$ 69.36   | \$ 14.76   | \$ 472.92                                     |
| Zahora, Linda J                           | 53-09-13-106-037.000-015 |        | 1B              | N  | \$ 135,000             | \$ 101,460                          | \$ 33,540         | \$ 1.5790                             | \$ 2.3198                | \$ 510.80          | \$ 840.48           | \$ 90.06   | \$ -   | \$ 239.62                               | \$ 329.68                                   | \$ 69.36   | \$ 37.08   | \$ 223.24                                     |
| Shride, James E & Amber L                 | 53-09-13-106-041.000-015 | 1653   | 1B              | N  | \$ 114,600             | \$ 72,360                           | \$ 42,240         | \$ 1.5790                             | \$ 2.3198                | \$ 643.28          | \$ 1,058.49         | \$ 113.41  | \$ -   | \$ 301.80                               | \$ 415.21                                   | \$ 69.36   | \$ 14.76   | \$ 331.09                                     |
| Eyer, Evan & Emily                        | 53-09-13-106-009.000-015 |        | 1B              | N  | \$ 149,400             | \$ 84,540                           | \$ 64,860         | \$ 1.5790                             | \$ 2.3198                | \$ 987.76          | \$ 1,625.32         | \$ 174.14  | \$ -   | \$ 463.42                               | \$ 637.56                                   | \$ 69.36   | \$ 14.76   | \$ 553.44                                     |
| Lennon, Phillip Paul                      | 53-09-13-103-005.000-015 |        | 1B              | N  | \$ 106,000             | \$ 69,350                           | \$ 36,650         | \$ 1.5790                             | \$ 2.3198                | \$ 558.16          | \$ 918.41           | \$ 98.40   | \$ -   | \$ 261.85                               | \$ 360.25                                   | \$ 69.36   | \$ 14.76   | \$ 276.13                                     |
| Clough, Jon E. & Jayma S.                 | 53-09-13-101-005.000-015 |        | 1B              | N  | \$ 123,600             | \$ 75,510                           | \$ 48,090         | \$ 1.5790                             | \$ 2.3198                | \$ 732.36          | \$ 1,205.08         | \$ 129.12  | \$ -   | \$ 343.60                               | \$ 472.72                                   | \$ 69.36   | \$ 14.76   | \$ 388.60                                     |
| McRae, Muri G & Margaret S                | 53-09-13-103-074.000-015 |        | 1B              | N  | \$ 111,900             | \$ 68,415                           | \$ 43,485         | \$ 1.5790                             | \$ 2.3198                | \$ 662.24          | \$ 1,089.69         | \$ 116.75  | \$ -   | \$ 310.70                               | \$ 427.45                                   | \$ 69.36   | \$ 14.76   | \$ 343.33                                     |
| Nunez, Adam R                             | 53-09-13-101-004.000-015 |        | 1B              | N  | \$ 127,600             | \$ 76,910                           | \$ 50,690         | \$ 1.5790                             | \$ 2.3198                | \$ 771.98          | \$ 1,270.25         | \$ 136.10  | \$ -   | \$ 362.17                               | \$ 498.27                                   | \$ -   | \$ -   | \$ 498.27                                     |
| Eads, Forrest W & Betty J Trust           | 53-09-12-401-010.000-015 |        | 1B              | N  | \$ 161,800             | \$ 102,880                          | \$ 58,920         | \$ 1.5790                             | \$ 2.3198                | \$ 595.16          | \$ 607.06           | \$ -   | \$ -   | \$ 11.90                                | \$ 11.90                                    | \$ 69.36   | \$ 14.76   | \$ (72.22)                                    |
| Fish, Joshua A & Chrystal R               | 53-09-13-103-038.000-015 |        | 1B              | N  | \$ 112,700             | \$ 71,170                           | \$ 41,530         | \$ 1.5790                             | \$ 2.3198                | \$ 632.48          | \$ 1,040.71         | \$ 111.51  | \$ -   | \$ 296.71                               | \$ 408.23                                   | \$ 69.36   | \$ 14.76   | \$ 324.11                                     |
| Slowik, Gregg A & Brock, Pamela J         | 53-09-13-407-020.000-015 |        | 1B              | N  | \$ 109,500             | \$ 70,575                           | \$ 38,925         | \$ 1.5790                             | \$ 2.3198                | \$ 592.80          | \$ 975.42           | \$ 104.51  | \$ -   | \$ 278.11                               | \$ 382.62                                   | \$ 69.36   | \$ 22.20   | \$ 291.06                                     |
| Alexander, James W. & Emily R.            | 53-09-13-107-026.000-015 |        | 1B              | N  | \$ 149,800             | \$ 81,190                           | \$ 68,610         | \$ 1.5790                             | \$ 2.3198                | \$ 1,045.68        | \$ 1,720.58         | \$ 184.34  | \$ -   | \$ 490.56                               | \$ 674.90                                   | \$ -   | \$ -   | \$ 674.90                                     |
| Eaton, Stewart A.                         | 53-09-12-401-013.000-015 |        | 1B              | N  | \$ 34,300              | \$ 34,300                           | \$ -              | \$ 1.5790                             | \$ 2.3198                | \$ -               | \$ -                | \$ -   | \$ -   | \$ -                                    | \$ -  | \$ 69.36   | \$ 14.76   | \$ (84.12)                                    |
| Cheng, Sarah Sui Yuk                      | 53-09-13-101-019.000-015 |        | 1B              | N  | \$ 149,500             | \$ 80,665                           | \$ 68,835         | \$ 1.5790                             | \$ 2.3198                | \$ 1,049.76        | \$ 1,727.33         | \$ 185.07  | \$ -   | \$ 492.50                               | \$ 677.57                                   | \$ 69.36   | \$ 22.20   | \$ 586.01                                     |
| Felt, Marc                                | 53-09-13-101-043.000-015 |        | 1B              | N  | \$ 110,700             | \$ 70,995                           | \$ 39,705         | \$ 1.5790                             | \$ 2.3198                | \$ 604.68          | \$ 994.98           | \$ 106.61  | \$ -   | \$ 283.69                               | \$ 390.30                                   | \$ 69.36   | \$ 22.20   | \$ 298.74                                     |
| Talbott, Darlene J Revocable Living Trust | 53-09-13-105-037.000-015 |        | 1B              | N  | \$ 126,600             | \$ 87,525                           | \$ 39,075         | \$ 1.5790                             | \$ 2.3198                | \$ 453.28          | \$ 462.35           | \$ -   | \$ -   | \$ 9.07                                 | \$ 9.07                                     | \$ 69.36   | \$ 14.76   | \$ (75.05)                                    |
| Thomas, Kenneth Walter & Harriet          | 53-09-13-400-072.000-015 |        | 1B              | N  | \$ 138,200             | \$ 116,580                          | \$ 21,620         | \$ 1.5790                             | \$ 2.3198                | \$ 329.26          | \$ 541.77           | \$ 58.04   | \$ -   | \$ 154.47                               | \$ 212.51                                   | \$ 69.36   | \$ 14.76   | \$ 128.39                                     |
| Huff, James W                             | 53-09-12-400-004.000-015 | 1112   | 1B              | N  | \$ 111,800             | \$ 71,345                           | \$ 40,455         | \$ 1.5790                             | \$ 2.3198                | \$ 616.10          | \$ 1,013.78         | \$ 108.63  | \$ -   | \$ 289.05                               | \$ 397.68                                   | \$ 69.36   | \$ 14.76   | \$ 313.56                                     |
| Colbert, Danna Lynn                       | 53-09-13-104-032.000-015 |        | 1B              | N  | \$ 137,600             | \$ 119,160                          | \$ 18,440         | \$ 1.5790                             | \$ 2.3198                | \$ 280.84          | \$ 462.09           | \$ 49.51   | \$ -   | \$ 131.74                               | \$ 181.25                                   | \$ 69.36   | \$ 22.20   | \$ 89.69                                      |
| Kelly, Jaema L & Christian S              | 53-09-13-101-063.000-015 |        | 1B              | N  | \$ 143,300             | \$ 82,230                           | \$ 61,070         | \$ 1.5790                             | \$ 2.3198                | \$ 930.06          | \$ 1,530.35         | \$ 163.96  | \$ -   | \$ 436.33                               | \$ 600.29                                   | \$ -   | \$ -   | \$ 600.29                                     |
| Shelton, Joseph D & Louise                | 53-09-13-400-047.000-015 |        | 1B              | N  | \$ 99,600              | \$ 66,795                           | \$ 32,805         | \$ 1.5790                             | \$ 2.3198                | \$ 499.60          | \$ 822.08           | \$ 88.09   | \$ -   | \$ 234.39                               | \$ 322.48                                   | \$ 69.36   | \$ 14.76   | \$ 238.36                                     |
| Stewart, Scott B                          | 53-09-13-106-017.000-015 | 1016   | 1B              | N  | \$ 104,200             | \$ -                                | \$ 104,200        | \$ 1.5790                             | \$ 2.3198                | \$ 1,645.32        | \$ 2,446.47         | \$ 262.12  | \$ -   | \$ 539.02                               | \$ 801.15                                   | \$ 69.36   | \$ 22.20   | \$ 709.59                                     |
| Jimerson, Lisa J                          | 53-09-13-106-020.000-015 |        | 1B              | N  | \$ 96,800              | \$ 66,130                           | \$ 30,670         | \$ 1.5790                             | \$ 2.3198                | \$ 467.08          | \$ 768.55           | \$ 82.34   | \$ -   | \$ 219.13                               | \$ 301.47                                   | \$ 69.36   | \$ 14.76   | \$ 217.35                                     |
| Litwin, Max                               | 53-09-13-106-024.000-015 |        | 1B              | N  | \$ 150,300             | \$ -                                | \$ 150,300        | \$ 1.5790                             | \$ 2.3198                | \$ 2,373.24        | \$ 3,535.09         | \$ 378.76  | \$ -   | \$ 783.09                               | \$ 1,161.85                                 | \$ 69.36   | \$ 37.08   | \$ 1,055.41                                   |
| Wadsworth, Bryan J                        | 53-09-13-106-033.000-015 |        | 1B              | N  | \$ 155,500             | \$ -                                | \$ 155,500        | \$ 1.5790                             | \$ 2.3198                | \$ 2,455.34        | \$ 3,650.92         | \$ 391.17  | \$ -   | \$ 804.41                               | \$ 1,195.58                                 | \$ 69.36   | \$ 37.08   | \$ 1,089.14                                   |
| Yumul, Jowel R & Chesa S                  | 53-09-13-106-007.000-015 |        | 1B              | N  | \$ 142,300             | \$ 82,055                           | \$ 60,245         | \$ 1.5790                             | \$ 2.3198                | \$ 917.48          | \$ 1,509.67         | \$ 161.74  | \$ -   | \$ 430.45                               | \$ 592.19                                   | \$ 69.36   | \$ 22.20   | \$ 500.63                                     |
| Jones, Jeffrey S                          | 53-09-13-106-035.000-015 |        | 1B              | N  | \$ 28,500              | \$ -                                | \$ 28,500         | \$ 1.5790                             | \$ 2.3198                | \$ 450.02          | \$ 740.48           | \$ 79.34   | \$ -   | \$ 211.12                               | \$ 290.46                                   | \$ 69.36   | \$ 22.20   | \$ 198.90                                     |
| Babcock, Patricia L                       |                          |        |                 |    |                        |                                     |                   |                                       |                          |                    |                     |  |  |   |   |  |  |   |



# City of Bloomington

## Area #1B: South-West Annexation Area - Tax Impacts Analysis



Note (1): This section shows the inc/(dec) in tax bills due to differences between township fire protection rates and the Monroe Fire Protection District fire rate

| Owner Name  | Parcel #                 | Waiver | Annexation Area | AG | 2020 Pay 2021 Gross AV | 2020 Pay 2021 Deductions/Exemptions | 2020 Pay 2021 NAV | Pre-Annex 2020 Pay 2021 Prop Tax Rate | Post-Annex Prop Tax Rate | Pre-Annex Tax Bill | Post-Annex Tax Bill | Net Tax Bill Increase Due Solely to AV Growth (12% - Aggregate over 4 years) | Net Tax Bill Increase Due to Difference Between Fire Rates (1) | Net Tax Bill Increase Due to Annexation | Total Post-Annexation Net Tax Bill Increase | Benefit 1 Yearly Sewer Bill Savings (@ 4000 Gal/Month) | Benefit 2 Yearly Fire Protection (Water Surcharge) Savings | Post-Annex Net of Benefits Tax Bill Inc/(Dec) |
|---|--------------------------|--------|-----------------|----|------------------------|-------------------------------------|-------------------|---------------------------------------|--------------------------|--------------------|---------------------|--|--|---|---|--|--|---|
| Reeves, Mary G  | 53-09-13-106-010.000-015 | 1006   | 1B              | N  | \$ 149,100             | \$ 84,260                           | \$ 64,840         | \$ 1.5790                             | \$ 2.3198                | \$ 987.46          | \$ 1,624.83         | \$ 174.09  | \$ -   | \$ 463.27                               | \$ 637.37                                   | \$ 69.36   | \$ 22.20   | \$ 545.81                                     |
| Whitaker, Joseph L & Myrtle M   | 53-09-13-106-008.000-015 |        | 1B              | N  | \$ 124,700             | \$ 75,895                           | \$ 48,805         | \$ 1.5790                             | \$ 2.3198                | \$ 743.26          | \$ 1,223.01         | \$ 131.04  | \$ -   | \$ 348.70                               | \$ 479.75                                   | \$ 69.36   | \$ 22.20   | \$ 388.19                                     |
| Walker, James F   | 53-09-13-106-028.000-015 | 1007   | 1B              | N  | \$ 106,100             | \$ 69,385                           | \$ 36,715         | \$ 1.5790                             | \$ 2.3198                | \$ 559.14          | \$ 920.04           | \$ 98.58   | \$ -   | \$ 262.32                               | \$ 360.90                                   | \$ 69.36   | \$ 14.76   | \$ 276.78                                     |
| Terry, Morgan K   | 53-09-13-106-039.000-015 | 1096   | 1B              | N  | \$ 146,300             | \$ 83,455                           | \$ 62,845         | \$ 1.5790                             | \$ 2.3198                | \$ 957.08          | \$ 1,574.82         | \$ 168.72  | \$ -   | \$ 449.02                               | \$ 617.74                                   | \$ 69.36   | \$ 14.76   | \$ 533.62                                     |
| Strole, Justin  | 53-09-13-106-042.000-015 | 1054   | 1B              | N  | \$ 98,100              | \$ 63,585                           | \$ 34,515         | \$ 1.5790                             | \$ 2.3198                | \$ 525.64          | \$ 864.92           | \$ 92.67   | \$ -   | \$ 246.61                               | \$ 339.28                                   | \$ 69.36   | \$ 14.76   | \$ 255.16                                     |
| Holt, Tyra L.   | 53-09-13-106-023.000-015 | 1053   | 1B              | N  | \$ 105,800             | \$ 69,210                           | \$ 36,590         | \$ 1.5790                             | \$ 2.3198                | \$ 557.24          | \$ 916.91           | \$ 98.24   | \$ -   | \$ 261.42                               | \$ 359.67                                   | \$ 69.36   | \$ 14.76   | \$ 275.55                                     |
| Mills, Curtis C & Chesley, Nicole   | 53-09-13-106-038.000-015 |        | 1B              | N  | \$ 119,100             | \$ 70,935                           | \$ 48,165         | \$ 1.5790                             | \$ 2.3198                | \$ 733.52          | \$ 1,206.97         | \$ 129.32  | \$ -   | \$ 344.13                               | \$ 473.45                                   | \$ 69.36   | \$ 37.08   | \$ 367.01                                     |
| Jenkins, Danielle & Anderson, Phillip   | 53-09-13-106-032.000-015 |        | 1B              | N  | \$ 123,500             | \$ 75,300                           | \$ 48,200         | \$ 1.5790                             | \$ 2.3198                | \$ 734.04          | \$ 1,207.84         | \$ 129.41  | \$ -   | \$ 344.39                               | \$ 473.80                                   | \$ 69.36   | \$ 22.20   | \$ 382.24                                     |
| 3541 Stafford Court 47403 Revocable Trust Agreement                             | 53-09-13-101-050.000-015 |        | 1B              | N  | \$ 128,200             | \$ -                                | \$ 128,200        | \$ 1.5790                             | \$ 2.3198                | \$ 2,024.28        | \$ 3,009.95         | \$ 322.49  | \$ -   | \$ 663.18                               | \$ 985.67                                   | \$ -   | \$ -   | \$ 985.67                                     |
| Stonebelt Council For Retarded Citizens, Inc.                                   | 53-09-13-106-015.000-015 |        | 1B              | N  | \$ 147,200             | \$ 147,200                          | \$ -              | \$ 1.5790                             | \$ 2.3198                | \$ -               | \$ -                | \$ -   | \$ -   | \$ -                                    | \$ -  | \$ -   | \$ -   | \$ -  |
| Nelson, Pamela M & Nelson, Randall W  | 53-09-13-106-003.000-015 |        | 1B              | N  | \$ 103,200             | \$ 68,370                           | \$ 34,830         | \$ 1.5790                             | \$ 2.3198                | \$ 530.44          | \$ 872.81           | \$ 93.52   | \$ -   | \$ 248.85                               | \$ 342.37                                   | \$ 69.36   | \$ 14.76   | \$ 258.25                                     |
| Hancock, Rebecca L  | 53-09-13-106-016.000-015 |        | 1B              | N  | \$ 149,600             | \$ 84,610                           | \$ 64,990         | \$ 1.5790                             | \$ 2.3198                | \$ 989.76          | \$ 1,628.59         | \$ 174.50  | \$ -   | \$ 464.34                               | \$ 638.83                                   | \$ 69.36   | \$ 14.76   | \$ 554.71                                     |
| Ketcham, Daniel W. & Glenda I.  | 53-09-13-106-006.000-015 |        | 1B              | N  | \$ 133,400             | \$ 75,940                           | \$ 57,460         | \$ 1.5790                             | \$ 2.3198                | \$ 875.08          | \$ 1,439.89         | \$ 154.27  | \$ -   | \$ 410.54                               | \$ 564.81                                   | \$ 69.36   | \$ 37.08   | \$ 458.37                                     |
| Johnson, Melissa  | 53-09-13-104-027.000-015 |        | 1B              | N  | \$ 133,300             | \$ 78,905                           | \$ 54,395         | \$ 1.5790                             | \$ 2.3198                | \$ 828.40          | \$ 1,363.08         | \$ 146.04  | \$ -   | \$ 388.64                               | \$ 534.68                                   | \$ 69.36   | \$ 14.76   | \$ 450.56                                     |
| Jessen, Elma T & Jessen, Timothy D  | 53-09-13-105-002.000-015 |        | 1B              | N  | \$ 117,400             | \$ -                                | \$ 117,400        | \$ 1.5790                             | \$ 2.3198                | \$ 1,853.76        | \$ 2,757.63         | \$ 295.46  | \$ -   | \$ 608.41                               | \$ 903.87                                   | \$ 69.36   | \$ 22.20   | \$ 812.31                                     |
| Hubbard, Ruby M life estate; Hubbard, Ricky C; Hubbard, Rusty D; Pierce, Bonnie | 53-09-13-103-024.000-015 |        | 1B              | N  | \$ 112,900             | \$ 79,125                           | \$ 33,775         | \$ 1.5790                             | \$ 2.3198                | \$ 136.14          | \$ 138.86           | \$ -   | \$ -   | \$ 2.72                                 | \$ 2.72                                     | \$ 69.36   | \$ 22.20   | \$ (88.84)                                    |
| Conway, Candice Lynn  | 53-09-13-103-094.000-015 |        | 1B              | N  | \$ 137,300             | \$ 76,710                           | \$ 60,590         | \$ 1.5790                             | \$ 2.3198                | \$ 923.68          | \$ 1,519.90         | \$ 162.85  | \$ -   | \$ 433.37                               | \$ 596.22                                   | \$ 69.36   | \$ 14.76   | \$ 512.10                                     |
| Perry, Randall R & Kathy E & Ainsworth, Robert G Jr & Erin D                    | 53-09-12-402-031.000-015 |        | 1B              | N  | \$ 173,900             | \$ 90,115                           | \$ 83,785         | \$ 1.5790                             | \$ 2.3198                | \$ 1,276.00        | \$ 2,038.04         | \$ 218.36  | \$ -   | \$ 543.68                               | \$ 762.04                                   | \$ 69.36   | \$ 22.20   | \$ 670.48                                     |
| Smock, Katherine E  | 53-09-13-103-053.000-015 |        | 1B              | N  | \$ 130,600             | \$ 77,960                           | \$ 52,640         | \$ 1.5790                             | \$ 2.3198                | \$ 801.68          | \$ 1,319.11         | \$ 141.34  | \$ -   | \$ 376.09                               | \$ 517.43                                   | \$ 69.36   | \$ 14.76   | \$ 433.31                                     |
| Mitchell, Linda C   | 53-09-13-106-031.000-015 |        | 1B              | N  | \$ 120,900             | \$ 88,565                           | \$ 32,335         | \$ 1.5790                             | \$ 2.3198                | \$ 206.72          | \$ 210.85           | \$ -   | \$ -   | \$ 4.13                                 | \$ 4.13                                     | \$ 69.36   | \$ 22.20   | \$ (87.43)                                    |
| Brown, Paul E & Jessica D   | 53-09-13-104-015.000-015 |        | 1B              | N  | \$ 128,000             | \$ 77,050                           | \$ 50,950         | \$ 1.5790                             | \$ 2.3198                | \$ 775.92          | \$ 1,276.75         | \$ 136.80  | \$ -   | \$ 364.04                               | \$ 500.83                                   | \$ 69.36   | \$ 22.20   | \$ 409.27                                     |
| State of Indiana  | 53-09-13-101-021.000-015 |        | 1B              | N  | \$ -                   | \$ -                                | \$ -              | \$ 1.5790                             | \$ 2.3198                | \$ -               | \$ -                | \$ -   | \$ -   | \$ -                                    | \$ -  | \$ -   | \$ -   | \$ -  |
| Gurley, Linda; Gurley, Angela; Canada, Amber                                    | 53-09-13-107-048.000-015 |        | 1B              | N  | \$ 134,600             | \$ 93,360                           | \$ 41,240         | \$ 1.5790                             | \$ 2.3198                | \$ 304.88          | \$ 310.98           | \$ -   | \$ -   | \$ 6.10                                 | \$ 6.10                                     | \$ 69.36   | \$ 22.20   | \$ (85.46)                                    |
| Blue Butterfly Woman  | 53-09-13-104-011.000-015 |        | 1B              | N  | \$ 123,400             | \$ 75,440                           | \$ 47,960         | \$ 1.5790                             | \$ 2.3198                | \$ 730.40          | \$ 1,201.83         | \$ 128.76  | \$ -   | \$ 342.67                               | \$ 471.43                                   | \$ 69.36   | \$ 22.20   | \$ 379.87                                     |
| Easterday, Vickie   | 53-09-13-103-064.000-015 |        | 1B              | N  | \$ 121,000             | \$ 71,600                           | \$ 49,400         | \$ 1.5790                             | \$ 2.3198                | \$ 752.32          | \$ 1,237.91         | \$ 132.63  | \$ -   | \$ 352.96                               | \$ 485.59                                   | \$ 69.36   | \$ 22.20   | \$ 394.03                                     |
| Dalphin, Stephanie R & John C   | 53-09-13-103-054.000-015 | 2306   | 1B              | N  | \$ 108,300             | \$ 70,155                           | \$ 38,145         | \$ 1.5790                             | \$ 2.3198                | \$ 580.92          | \$ 955.86           | \$ 102.41  | \$ -   | \$ 272.54                               | \$ 374.94                                   | \$ 69.36   | \$ 22.20   | \$ 283.38                                     |
| Wagner, Delaina   | 53-09-13-104-033.000-015 |        | 1B              | N  | \$ 109,800             | \$ -                                | \$ 109,800        | \$ 1.5790                             | \$ 2.3198                | \$ 1,733.76        | \$ 2,579.20         | \$ 276.34  | \$ -   | \$ 569.09                               | \$ 845.44                                   | \$ 69.36   | \$ 22.20   | \$ 753.88                                     |
| Christenberry, Frank D. & Evelyn R.   | 53-09-13-400-083.000-015 |        | 1B              | N  | \$ 124,500             | \$ 88,915                           | \$ 35,585         | \$ 1.5790                             | \$ 2.3198                | \$ 376.88          | \$ 384.42           | \$ -   | \$ -   | \$ 7.54                                 | \$ 7.54                                     | \$ 69.36   | \$ 14.76   | \$ (76.58)                                    |
| Douglas, Nathaniel J & Tiffany  | 53-09-13-101-049.000-015 |        | 1B              | N  | \$ 177,300             | \$ 93,780                           | \$ 83,520         | \$ 1.5790                             | \$ 2.3198                | \$ 1,271.96        | \$ 2,059.03         | \$ 220.60  | \$ -   | \$ 566.47                               | \$ 787.07                                   | \$ 69.36   | \$ 22.20   | \$ 695.51                                     |
| Nowling, Colby Lee & Betty M.   | 53-09-13-101-054.000-015 |        | 1B              | N  | \$ 160,800             | \$ 127,490                          | \$ 33,310         | \$ 1.5790                             | \$ 2.3198                | \$ 507.28          | \$ 834.71           | \$ 89.43   | \$ -   | \$ 238.00                               | \$ 327.43                                   | \$ 69.36   | \$ 14.76   | \$ 243.31                                     |
| Cooper, Julius A & Jennifer A   | 53-09-13-400-010.000-015 |        | 1B              | N  | \$ 108,700             | \$ 70,015                           | \$ 38,685         | \$ 1.5790                             | \$ 2.3198                | \$ 589.16          | \$ 969.41           | \$ 103.86  | \$ -   | \$ 276.39                               | \$ 380.25                                   | \$ 69.36   | \$ 14.76   | \$ 296.13                                     |
| Boling, Zachary S & Anna J  | 53-09-12-402-035.000-015 |        | 1B              | N  | \$ 171,400             | \$ 92,240                           | \$ 79,160         | \$ 1.5790                             | \$ 2.3198                | \$ 1,205.56        | \$ 1,983.66         | \$ 212.53  | \$ -   | \$ 565.57                               | \$ 778.10                                   | \$ 69.36   | \$ 22.20   | \$ 686.54                                     |
| Cox, Nancy E  | 53-09-13-101-060.000-015 | 1787   | 1B              | N  | \$ 132,600             | \$ 70,260                           | \$ 62,340         | \$ 1.5790                             | \$ 2.3198                | \$ 961.16          | \$ 1,581.56         | \$ 169.46  | \$ -   | \$ 450.94                               | \$ 620.40                                   | \$ 69.36   | \$ 22.20   | \$ 528.84                                     |
| Tomaro, Deborah; Vitols, Juirs  | 53-09-13-407-010.000-015 | 1823   | 1B              | N  | \$ 114,200             | \$ -                                | \$ 114,200        | \$ 1.5790                             | \$ 2.3198                | \$ 1,803.22        | \$ 2,681.25         | \$ 287.28  | \$ -   | \$ 590.75                               | \$ 878.03                                   | \$ 69.36   | \$ 22.20   | \$ 786.47                                     |
| Cook, Michelle E & Edmund G   | 53-09-13-400-020.000-015 | 2306   | 1B              | N  | \$ 114,000             | \$ 69,150                           | \$ 44,850         | \$ 1.5790                             | \$ 2.3198                | \$ 683.04          | \$ 1,123.89         | \$ 120.42  | \$ -   | \$ 320.44                               | \$ 440.85                                   | \$ 69.36   | \$ 14.76   | \$ 356.73                                     |
| Scarborough, Evan   | 53-09-13-103-041.000-015 |        | 1B              | N  | \$ 121,600             | \$ 74,810                           | \$ 46,790         | \$ 1.5790                             | \$ 2.3198                | \$ 712.56          | \$ 1,172.51         | \$ 125.63  | \$ -   | \$ 334.32                               | \$ 459.95                                   | \$ 69.36   | \$ 14.76   | \$ 375.83                                     |
| Peffley, Erin   | 53-01-62-993-000.000-015 | 2324   | 1B              | N  | \$ 258,700             | \$ -                                | \$ 258,700        | \$ 1.5790                             | \$ 2.3198                | \$ 4,084.88        | \$ 6,122.21         | \$ 655.95  | \$ -   | \$ 1,381.38                             | \$ 2,037.33                                 | \$ 69.36   | \$ 14.76   | \$ 1,953.21                                   |
| Perez, Miguel A   | 53-09-13-105-020.000-015 |        | 1B              | N  | \$ 132,900             | \$ 78,765                           | \$ 54,135         | \$ 1.5790                             | \$ 2.3198                | \$ 824.44          | \$ 1,356.57         | \$ 145.34  | \$ -   | \$ 386.79                               | \$ 532.13                                   | \$ 69.36   | \$ 22.20   | \$ 440.57                                     |
| Banning, Gregory D & Elizabeth June   | 53-09-13-400-080.000-015 |        | 1B              | N  | \$ 180,300             | \$ 120,280                          | \$ 60,020         | \$ 1.5790                             | \$ 2.3198                | \$ 914.06          | \$ 1,504.02         | \$ 161.14  | \$ -   | \$ 428.83                               | \$ 589.96                                   | \$ 69.36   | \$ 14.76   | \$ 505.84                                     |
| Shields, Joyce M  | 53-09-13-407-021.000-015 |        | 1B              | N  | \$ 147,400             | \$ 119,310                          | \$ 28,090         | \$ 1.5790                             | \$ 2.3198                | \$ 427.80          | \$ 703.91           | \$ 75.42   | \$ -   | \$ 200.69                               | \$ 276.11                                   | \$ 69.36   | \$ 14.76   | \$ 191.99                                     |
| Glosser, Beverly K & Roland D   | 53-09-13-104-034.000-015 |        | 1B              | N  | \$ 130,000             | \$ 91,645                           | \$ 38,355         | \$ 1.5790                             | \$ 2.3198                | \$ 220.56          | \$ 224.97           | \$ -   | \$ -   | \$ 4.41                                 | \$ 4.41                                     | \$ 69.36   | \$ 14.76   | \$ (79.71)                                    |
| Nicholas, Zachary Taylor  | 53-09-13-400-044.000-015 |        | 1B              | N  | \$ 108,200             | \$ 70,120                           | \$ 38,080         | \$ 1.5790                             | \$ 2.3198                | \$ 579.92          | \$ 954.26           | \$ 102.25  | \$ -   | \$ 272.09                               | \$ 374.34                                   | \$ 69.36   | \$ 14.76   | \$ 290.22                                     |
| McBeath, Trenton L & Thomson, Olivia J  | 53-09-13-103-077.000-015 |        | 1B              | N  | \$ 116,500             | \$ 73,025                           | \$ 43,475         | \$ 1.5790                             | \$ 2.3198                | \$ 662.08          | \$ 1,089.44         | \$ 116.73  | \$ -   | \$ 310.63                               | \$ 427.36                                   | \$ 69.36   | \$ 14.76   | \$ 343.24                                     |
| Swanson LLC   | 53-09-13-105-019.000-015 |        | 1B              | N  | \$ 151,900             | \$ -                                | \$ 151,900        | \$ 1.5790                             | \$ 2.3198                | \$ 2,398.50        | \$ 3,566.39         | \$ 382.11  | \$ -   | \$ 785.78                               | \$ 1,167.89                                 | \$ 69.36   | \$ 14.76   | \$ 1,083.77                                   |
| Shields, Virgil Dean & Betty June   | 53-09-13-400-099.000-015 |        | 1B              | N  | \$ 142,100             | \$ 93,940                           | \$ 48,160         | \$ 1.5790                             | \$ 2.3198                | \$ 733.44          | \$ 1,206.84         | \$ 129.30  | \$ -   | \$ 344.10                               | \$ 473.40                                   | \$ 69.36   | \$ 22.20   | \$ 381.84                                     |
| Xirtam LLC  | 53-09-13-106-021.000-015 |        | 1B              | N  | \$ 119,400             | \$ -                                | \$ 119,400        | \$ 1.5790                             | \$ 2.3198                | \$ 1,885.32        | \$ 2,803.34         | \$ 300.36  | \$ -   | \$ 617.66                               | \$ 918.02                                   | \$ 69.36   | \$ 14.76   | \$ 833.90                                     |
| State of Indiana  | 53-09-12-400-042.000-015 |        | 1B              | N  | \$ -                   | \$ -                                | \$ -              | \$ 1.5790                             | \$ 2.3198                | \$ -               | \$ -                | \$ -   | \$ -   | \$ -                                    | \$ -  | \$ -   | \$ -   | \$ -  |

# City of Bloomington

## Area #1B: South-West Annexation Area - Tax Impacts Analysis

Note (1): This section shows the inc/(dec) in tax bills due to differences between township fire protection rates and the Monroe Fire Protection District fire rate

| Owner Name                                | Parcel #                 | Waiver | Annexation Area | AG | 2020 Pay 2021 Gross AV | 2020 Pay 2021 Deductions/Exemptions | 2020 Pay 2021 NAV | Pre-Annex 2020 Pay 2021 Prop Tax Rate | Post-Annex Prop Tax Rate | Pre-Annex Tax Bill | Post-Annex Tax Bill | Net Tax Bill Increase Due Solely to AV Growth (12% - Aggregate over 4 years) | Net Tax Bill Increase Due to Difference Between Fire Rates (1) | Net Tax Bill Increase Due to Annexation | Total Post-Annexation Net Tax Bill Increase | Benefit 1 Yearly Sewer Bill Savings (@ 4000 Gal/Month) | Benefit 2 Yearly Fire Protection (Water Surcharge) Savings | Post-Annex Tax Bill Inc/(Dec) Net of Benefits |
|---|--------------------------|--------|-----------------|----|------------------------|-------------------------------------|-------------------|---------------------------------------|--------------------------|--------------------|---------------------|--|--|---|---|--|--|---|
| Rice, William R. & Nancy C.               | 53-09-12-400-026.000-015 | 1264   | 1B              | N  | \$ 227,800             | \$ 111,490                          | \$ 116,310        | \$ 1.5790                             | \$ 2.3198                | \$ 1,771.32        | \$ 2,661.12         | \$ 285.12  | \$ -   | \$ 604.69                               | \$ 889.80                                   | \$ 69.36   | \$ 37.08   | \$ 783.36                                     |
| Clark, Denise K.                          | 53-09-13-106-014.000-015 | 1015   | 1B              | N  | \$ 104,900             | \$ 65,965                           | \$ 38,935         | \$ 1.5790                             | \$ 2.3198                | \$ 592.96          | \$ 975.67           | \$ 104.53  | \$ -   | \$ 278.18                               | \$ 382.71                                   | \$ 69.36   | \$ 14.76   | \$ 298.59                                     |
| Hardesty, Ronnie L & Rita S               | 53-09-13-106-002.000-015 |        | 1B              | N  | \$ 145,600             | \$ 3,000                            | \$ 142,600        | \$ 1.5790                             | \$ 2.3198                | \$ 2,251.64        | \$ 3,415.24         | \$ 365.92  | \$ -   | \$ 797.68                               | \$ 1,163.60                                 | \$ 69.36   | \$ 22.20   | \$ 1,072.04                                   |
| Parkes, James Allen                       | 53-09-13-106-013.000-015 |        | 1B              | N  | \$ 110,500             | \$ 3,000                            | \$ 107,500        | \$ 1.5790                             | \$ 2.3198                | \$ 1,697.42        | \$ 2,540.47         | \$ 272.19  | \$ -   | \$ 570.85                               | \$ 843.05                                   | \$ 69.36   | \$ 22.20   | \$ 751.49                                     |
| Atchison, Linda K                         | 53-09-13-106-001.000-015 | 1794   | 1B              | N  | \$ 121,100             | \$ 88,635                           | \$ 32,465         | \$ 1.5790                             | \$ 2.3198                | \$ 145.50          | \$ 148.41           | \$ -   | \$ -   | \$ 2.91                                 | \$ 2.91                                     | \$ 69.36   | \$ 22.20   | \$ (88.65)                                    |
| Mora, Cecilia                             | 53-09-13-106-012.000-015 |        | 1B              | N  | \$ 124,700             | \$ 75,895                           | \$ 48,805         | \$ 1.5790                             | \$ 2.3198                | \$ 743.26          | \$ 1,223.01         | \$ 131.04  | \$ -   | \$ 348.70                               | \$ 479.75                                   | \$ 69.36   | \$ 22.20   | \$ 388.19                                     |
| Grover, Joshua M W; Lopez, Bianca V       | 53-09-12-400-076.000-015 |        | 1B              | N  | \$ 400                 | \$ -                                | \$ 400            | \$ 1.5790                             | \$ 2.3198                | \$ 6.32            | \$ 10.39            | \$ 1.11  | \$ -   | \$ 2.96                                 | \$ 4.07                                     | \$ -   | \$ -   | \$ 4.07                                       |
| State of Indiana                          | 53-09-12-400-063.000-015 |        | 1B              | N  | \$ -                   | \$ -                                | \$ -              | \$ 1.5790                             | \$ 2.3198                | \$ -               | \$ -                | \$ -   | \$ -   | \$ -                                    | \$ -  | \$ -   | \$ -   | \$ -  |
| Rice, William R. & Nancy C.               | 53-09-12-400-072.000-015 |        | 1B              | N  | \$ 400                 | \$ -                                | \$ 400            | \$ 1.5790                             | \$ 2.3198                | \$ 6.32            | \$ 10.39            | \$ 1.11  | \$ -   | \$ 2.96                                 | \$ 4.07                                     | \$ -   | \$ -   | \$ 4.07                                       |
| Drew, Janet M                             | 53-09-12-400-054.000-015 |        | 1B              | N  | \$ 118,200             | \$ 70,620                           | \$ 47,580         | \$ 1.5790                             | \$ 2.3198                | \$ 724.60          | \$ 1,192.31         | \$ 127.76  | \$ -   | \$ 339.96                               | \$ 467.71                                   | \$ 69.36   | \$ 14.76   | \$ 383.59                                     |
| Drew, Janet M. & James W.                 | 53-09-12-400-002.000-015 |        | 1B              | N  | \$ 300                 | \$ -                                | \$ 300            | \$ 1.5790                             | \$ 2.3198                | \$ 4.74            | \$ 7.79             | \$ 0.84  | \$ -   | \$ 2.22                                 | \$ 3.05                                     | \$ -   | \$ -   | \$ 3.05                                       |
| Rhule, Matthew F                          | 53-09-13-103-017.000-015 |        | 1B              | N  | \$ 153,000             | \$ 82,625                           | \$ 70,375         | \$ 1.5790                             | \$ 2.3198                | \$ 1,072.04        | \$ 1,763.99         | \$ 189.00  | \$ -   | \$ 502.95                               | \$ 691.95                                   | \$ 69.36   | \$ 14.76   | \$ 607.83                                     |
| Cartwright, Timothy R & Tamera B          | 53-09-13-107-010.000-015 |        | 1B              | N  | \$ 166,500             | \$ 83,010                           | \$ 83,490         | \$ 1.5790                             | \$ 2.3198                | \$ 1,278.72        | \$ 2,104.09         | \$ 225.44  | \$ -   | \$ 599.92                               | \$ 825.37                                   | \$ -   | \$ -   | \$ 825.37                                     |
| Doane, Yvonna L                           | 53-09-13-101-016.000-015 |        | 1B              | N  | \$ 97,200              | \$ 66,270                           | \$ 30,930         | \$ 1.5790                             | \$ 2.3198                | \$ 471.04          | \$ 775.09           | \$ 83.05   | \$ -   | \$ 221.00                               | \$ 304.05                                   | \$ -   | \$ -   | \$ 304.05                                     |
| Clarner, Tracy J                          | 53-09-13-407-006.000-015 |        | 1B              | N  | \$ 130,300             | \$ 77,855                           | \$ 52,445         | \$ 1.5790                             | \$ 2.3198                | \$ 798.70          | \$ 1,314.21         | \$ 140.80  | \$ -   | \$ 374.71                               | \$ 515.51                                   | \$ 69.36   | \$ 22.20   | \$ 423.95                                     |
| Black, Lauren E                           | 53-09-13-407-007.000-015 |        | 1B              | N  | \$ 133,700             | \$ 74,810                           | \$ 58,890         | \$ 1.5790                             | \$ 2.3198                | \$ 901.96          | \$ 1,484.12         | \$ 159.02  | \$ -   | \$ 423.15                               | \$ 582.16                                   | \$ 69.36   | \$ 14.76   | \$ 498.04                                     |
| Speicher, Monte Shawn & Amanda Jo         | 53-09-12-400-041.000-015 | 1252   | 1B              | N  | \$ 202,600             | \$ 102,040                          | \$ 100,560        | \$ 1.5790                             | \$ 2.3198                | \$ 1,531.56        | \$ 2,346.72         | \$ 251.43  | \$ -   | \$ 563.73                               | \$ 815.16                                   | \$ 69.36   | \$ 22.20   | \$ 723.60                                     |
| Jones, Celia L                            | 53-09-13-101-003.000-015 |        | 1B              | N  | \$ 134,000             | \$ 76,150                           | \$ 57,850         | \$ 1.5790                             | \$ 2.3198                | \$ 881.00          | \$ 1,449.66         | \$ 155.32  | \$ -   | \$ 413.34                               | \$ 568.66                                   | \$ 69.36   | \$ 22.20   | \$ 477.10                                     |
| Bettler, Julia                            | 53-09-13-101-031.000-015 |        | 1B              | N  | \$ 99,900              | \$ -                                | \$ 99,900         | \$ 1.5790                             | \$ 2.3198                | \$ 1,577.42        | \$ 2,345.51         | \$ 251.30  | \$ -   | \$ 516.78                               | \$ 768.09                                   | \$ 69.36   | \$ 22.20   | \$ 676.53                                     |
| Gross, Loretta F                          | 53-09-13-101-002.000-015 |        | 1B              | N  | \$ 101,500             | \$ 64,775                           | \$ 36,725         | \$ 1.5790                             | \$ 2.3198                | \$ 559.30          | \$ 920.30           | \$ 98.60   | \$ -   | \$ 262.39                               | \$ 361.00                                   | \$ 69.36   | \$ 14.76   | \$ 276.88                                     |
| Moorcroft, Alice Marie & Purvis, Philip S | 53-09-12-402-037.000-015 |        | 1B              | N  | \$ 183,100             | \$ 91,900                           | \$ 91,200         | \$ 1.5790                             | \$ 2.3198                | \$ 1,391.20        | \$ 2,205.27         | \$ 236.28  | \$ -   | \$ 577.79                               | \$ 814.07                                   | \$ 69.36   | \$ 14.76   | \$ 729.95                                     |
| Bellamy, Stephen D & Linda S              | 53-09-13-104-038.000-015 |        | 1B              | N  | \$ 252,500             | \$ 120,625                          | \$ 131,875        | \$ 1.5790                             | \$ 2.3198                | \$ 2,008.36        | \$ 2,970.24         | \$ 318.24  | \$ -   | \$ 643.64                               | \$ 916.88                                   | \$ 69.36   | \$ 14.76   | \$ 877.76                                     |
| Gill, Jaclyn                              | 53-09-13-104-028.000-015 |        | 1B              | N  | \$ 163,900             | \$ 89,615                           | \$ 74,285         | \$ 1.5790                             | \$ 2.3198                | \$ 1,131.32        | \$ 1,861.51         | \$ 199.44  | \$ -   | \$ 530.75                               | \$ 730.19                                   | \$ 69.36   | \$ 14.76   | \$ 646.07                                     |
| Petrolina, Kate P                         | 53-09-12-400-001.000-015 | 1111   | 1B              | N  | \$ 106,400             | \$ 69,490                           | \$ 36,910         | \$ 1.5790                             | \$ 2.3198                | \$ 562.12          | \$ 924.92           | \$ 99.09   | \$ -   | \$ 263.70                               | \$ 362.80                                   | \$ 69.36   | \$ 14.76   | \$ 278.68                                     |
| Camp, Mary Elizabeth                      | 53-09-13-405-010.000-015 | 11121  | 1B              | N  | \$ 174,300             | \$ 91,855                           | \$ 82,445         | \$ 1.5790                             | \$ 2.3198                | \$ 1,256.14        | \$ 2,021.18         | \$ 216.55  | \$ -   | \$ 548.49                               | \$ 765.04                                   | \$ 69.36   | \$ 14.76   | \$ 680.92                                     |
| Anger, Frank D & Rita V                   | 53-09-13-405-025.000-015 | 1121   | 1B              | N  | \$ 176,800             | \$ -                                | \$ 176,800        | \$ 1.5790                             | \$ 2.3198                | \$ 2,791.68        | \$ 4,151.01         | \$ 444.75  | \$ -   | \$ 914.58                               | \$ 1,359.33                                 | \$ 69.36   | \$ 14.76   | \$ 1,275.21                                   |
| Blake, Michael Terry & Sylvia Kathleen    | 53-09-13-405-015.000-015 | 1121   | 1B              | N  | \$ 214,900             | \$ 132,075                          | \$ 82,825         | \$ 1.5790                             | \$ 2.3198                | \$ 1,261.36        | \$ 2,075.52         | \$ 222.38  | \$ -   | \$ 591.78                               | \$ 814.16                                   | \$ 69.36   | \$ 37.08   | \$ 707.72                                     |
| Hale, Larry R. & Carolyn S.               | 53-09-13-405-024.000-015 | 1121   | 1B              | N  | \$ 182,300             | \$ 93,055                           | \$ 89,245         | \$ 1.5790                             | \$ 2.3198                | \$ 1,359.14        | \$ 2,138.01         | \$ 229.06  | \$ -   | \$ 549.80                               | \$ 778.87                                   | \$ 69.36   | \$ 37.08   | \$ 672.43                                     |
| Valdez, Daniel Jr                         | 53-09-13-405-018.000-015 | 1121   | 1B              | N  | \$ 187,800             | \$ 97,805                           | \$ 89,995         | \$ 1.5790                             | \$ 2.3198                | \$ 1,370.56        | \$ 2,194.82         | \$ 235.15  | \$ -   | \$ 589.11                               | \$ 824.26                                   | \$ 69.36   | \$ 37.08   | \$ 717.82                                     |
| Milhoan, Gary L & Barbara L               | 53-09-13-405-023.000-015 | 1121   | 1B              | N  | \$ 149,900             | \$ 84,715                           | \$ 65,185         | \$ 1.5790                             | \$ 2.3198                | \$ 992.72          | \$ 1,633.47         | \$ 175.01  | \$ -   | \$ 465.74                               | \$ 640.75                                   | \$ 69.36   | \$ 37.08   | \$ 534.31                                     |
| Moore, Jerry & Mary Eileen                | 53-09-12-400-017.000-015 |        | 1B              | N  | \$ 123,700             | \$ 68,345                           | \$ 55,355         | \$ 1.5790                             | \$ 2.3198                | \$ 849.76          | \$ 1,398.22         | \$ 149.82  | \$ -   | \$ 398.65                               | \$ 548.46                                   | \$ 69.36   | \$ 22.20   | \$ 456.90                                     |
| Tutterow, Libby Sue                       | 53-09-13-405-005.000-015 | 1121   | 1B              | N  | \$ 161,800             | \$ 88,880                           | \$ 72,920         | \$ 1.5790                             | \$ 2.3198                | \$ 1,110.52        | \$ 1,827.29         | \$ 195.77  | \$ -   | \$ 521.00                               | \$ 716.77                                   | \$ 69.36   | \$ 37.08   | \$ 610.33                                     |
| Cobb, Kary                                | 53-09-13-405-006.000-015 | 1121   | 1B              | N  | \$ 177,300             | \$ 94,305                           | \$ 82,995         | \$ 1.5790                             | \$ 2.3198                | \$ 1,263.96        | \$ 2,075.27         | \$ 222.34  | \$ -   | \$ 588.96                               | \$ 811.31                                   | \$ 69.36   | \$ 37.08   | \$ 704.87                                     |
| Bowery, Erven H & Ho, Ling Chih           | 53-09-13-405-013.000-015 | 1121   | 1B              | N  | \$ 214,300             | \$ -                                | \$ 214,300        | \$ 1.5790                             | \$ 2.3198                | \$ 3,383.80        | \$ 5,031.46         | \$ 539.08  | \$ -   | \$ 1,108.57                             | \$ 1,647.66                                 | \$ 69.36   | \$ 37.08   | \$ 1,541.22                                   |
| May, Julie L                              | 53-09-13-405-008.000-015 | 1163   | 1B              | N  | \$ 190,700             | \$ 98,890                           | \$ 91,810         | \$ 1.5790                             | \$ 2.3198                | \$ 1,398.20        | \$ 2,231.50         | \$ 239.09  | \$ -   | \$ 594.21                               | \$ 833.30                                   | \$ 69.36   | \$ 14.76   | \$ 749.18                                     |
| Nash, Gregory Terrance                    | 53-09-13-405-016.000-015 | 1121   | 1B              | N  | \$ 167,800             | \$ 87,980                           | \$ 79,820         | \$ 1.5790                             | \$ 2.3198                | \$ 1,215.60        | \$ 1,965.44         | \$ 210.58  | \$ -   | \$ 539.27                               | \$ 749.84                                   | \$ 69.36   | \$ 22.20   | \$ 658.28                                     |
| Miller, Mark Stephen                      | 53-09-13-405-001.000-015 | 1121   | 1B              | N  | \$ 154,200             | \$ 86,220                           | \$ 67,980         | \$ 1.5790                             | \$ 2.3198                | \$ 1,035.28        | \$ 1,703.52         | \$ 182.53  | \$ -   | \$ 485.71                               | \$ 668.24                                   | \$ 69.36   | \$ 37.08   | \$ 561.80                                     |
| Crandall, Bryan                           | 53-09-13-405-017.000-015 | 1121   | 1B              | N  | \$ 158,200             | \$ 87,620                           | \$ 70,580         | \$ 1.5790                             | \$ 2.3198                | \$ 1,074.88        | \$ 1,768.67         | \$ 189.51  | \$ -   | \$ 504.28                               | \$ 693.79                                   | \$ 69.36   | \$ 22.20   | \$ 602.23                                     |
| Bauman, James W & Jessica M Viviano       | 53-09-13-405-009.000-015 | 1763   | 1B              | N  | \$ 224,400             | \$ 107,300                          | \$ 117,100        | \$ 1.5790                             | \$ 2.3198                | \$ 1,784.12        | \$ 2,658.76         | \$ 284.87  | \$ -   | \$ 589.78                               | \$ 874.64                                   | \$ 69.36   | \$ 14.76   | \$ 790.52                                     |
| Aubin, Lelann Dale & Yvonne Sue           | 53-09-13-405-007.000-015 | 1121   | 1B              | N  | \$ 173,400             | \$ 89,940                           | \$ 83,460         | \$ 1.5790                             | \$ 2.3198                | \$ 1,271.04        | \$ 2,032.09         | \$ 217.72  | \$ -   | \$ 543.33                               | \$ 761.05                                   | \$ 69.36   | \$ 37.08   | \$ 654.61                                     |
| Sparks, Fred R & Charli R                 | 53-09-13-405-020.000-015 | 1121   | 1B              | N  | \$ 143,900             | \$ 82,615                           | \$ 61,285         | \$ 1.5790                             | \$ 2.3198                | \$ 933.32          | \$ 1,535.74         | \$ 164.54  | \$ -   | \$ 437.88                               | \$ 602.42                                   | \$ 69.36   | \$ 37.08   | \$ 495.98                                     |
| Weier, Lucas J                            | 53-09-13-405-022.000-015 | 1121   | 1B              | N  | \$ 185,500             | \$ 97,175                           | \$ 88,325         | \$ 1.5790                             | \$ 2.3198                | \$ 1,345.12        | \$ 2,172.86         | \$ 232.81  | \$ -   | \$ 594.94                               | \$ 827.74                                   | \$ 69.36   | \$ 14.76   | \$ 743.62                                     |
| Farquhar, Kimberly                        | 53-09-13-405-021.000-015 | 1164   | 1B              | N  | \$ 183,500             | \$ 96,475                           | \$ 87,025         | \$ 1.5790                             | \$ 2.3198                | \$ 1,325.32        | \$ 2,149.06         | \$ 230.26  | \$ -   | \$ 593.49                               | \$ 823.74                                   | \$ 69.36   | \$ 14.76   | \$ 739.62                                     |
| Lower, Teleia                             | 53-09-13-405-011.000-015 | 1121   | 1B              | N  | \$ 124,200             | \$ 75,720                           | \$ 48,480         | \$ 1.5790                             | \$ 2.3198                | \$ 738.32          | \$ 1,214.88         | \$ 130.17  | \$ -   | \$ 346.38                               | \$ 476.56                                   | \$ 69.36   | \$ 37.08   | \$ 370.12                                     |
| Griffin, Michael A & Christine S          | 53-09-13-405-019.000-015 | 1121   | 1B              | N  | \$ 171,700             | \$ 92,345                           | \$ 79,355         | \$ 1.5790                             | \$ 2.3198                | \$ 1,208.52        | \$ 1,988.56         | \$ 213.07  | \$ -   | \$ 566.97                               | \$ 780.04                                   | \$ 69.36   | \$ 37.08   | \$ 673.60                                     |
| Perry, Randall R & Kathy E                | 53-09-12-402-008.000-015 | 1115   | 1B              | N  | \$ 126,000             | \$ 73,350                           | \$ 52,650         | \$ 1.5790                             | \$ 2.3198                | \$ 801.82          | \$ 1,319.36         | \$ 141.36  | \$ -   | \$ 376.18                               | \$ 517.54                                   | \$ 69.36   | \$ 22.20   | \$ 425.98                                     |
| Adams, Larry G. & Karen D.                | 53-09-13-103-063.000-015 |        | 1B              | N  | \$ 133,600             | \$ 75,695                           | \$ 57,905         | \$ 1.5790                             | \$ 2.3198                | \$ 882.36          | \$ 1,451.89         | \$ 155.57  | \$ -   | \$ 413.96                               | \$ 569.53                                   | \$ 69.36   | \$ 14.76   | \$ 485.41                                     |
| Matavuli, Stacey C                        | 53-09-13-103-072.000-015 |        | 1B              | N  | \$ 102,900             | \$ 3,000                            | \$ 99,900         | \$ 1.5790                             | \$ 2.3198                | \$ 1,577.42        | \$ 2,348.51         | \$ 251.63  | \$ -   | \$ 519.47                               | \$ 771.09                                   | \$ -   | \$ -   | \$ 771.09                                     |
| Ferguson, Robert E &                      |                          |        |                 |    |                        |                                     |                   |                                       |                          |                    |                     |  |  |   |   |  |  |   |

# City of Bloomington

## Area #1B: South-West Annexation Area - Tax Impacts Analysis



Note (1): This section shows the inc/(dec) in tax bills due to differences between township fire protection rates and the Monroe Fire Protection District fire rate

| Owner Name                                    | Parcel #                 | Waiver | Annexation Area | AG | 2020 Pay 2021 Gross AV | 2020 Pay 2021 Deductions/Exemptions | 2020 Pay 2021 NAV | Pre-Annex 2020 Pay 2021 Prop Tax Rate | Post-Annex Prop Tax Rate | Pre-Annex Tax Bill | Post-Annex Tax Bill | Net Tax Bill Increase Due Solely to AV Growth (12% - Aggregate over 4 years) | Net Tax Bill Increase Due to Difference Between Fire Rates (1) | Net Tax Bill Increase Due to Annexation | Total Post-Annexation Net Tax Bill Increase | Benefit 1 Yearly Sewer Bill Savings (@ 4000 Gal/Month) | Benefit 2 Yearly Fire Protection (Water Surcharge) Savings | Post-Annex Tax Bill Inc/(Dec) Net of Benefits |
|---|--------------------------|--------|-----------------|----|------------------------|-------------------------------------|-------------------|---------------------------------------|--------------------------|--------------------|---------------------|--|--|---|---|--|--|---|
| Sargent, Peggy D                              | 53-09-13-103-001.000-015 |        | 1B              | N  | \$ 129,200             | \$ 74,470                           | \$ 54,730         | \$ 1.5790                             | \$ 2.3198                | \$ 833.50          | \$ 1,371.49         | \$ 146.95  | \$ -   | \$ 391.03                               | \$ 537.99                                   | \$ 69.36   | \$ 14.76   | \$ 453.87                                     |
| Juric, Delilah J                              | 53-09-13-103-011.000-015 | 1108   | 1B              | N  | \$ 142,900             | \$ 82,265                           | \$ 60,635         | \$ 1.5790                             | \$ 2.3198                | \$ 923.44          | \$ 1,519.45         | \$ 162.79  | \$ -   | \$ 433.21                               | \$ 596.01                                   | \$ 69.36   | \$ 22.20   | \$ 504.45                                     |
| Heckard, William M & Rita P                   | 53-09-13-103-083.000-015 | 1564   | 1B              | N  | \$ 124,200             | \$ 88,200                           | \$ 36,000         | \$ 1.5790                             | \$ 2.3198                | \$ 548.24          | \$ 902.12           | \$ 96.66   | \$ -   | \$ 257.22                               | \$ 353.88                                   | \$ -   | \$ -   | \$ 353.88                                     |
| Dixon, Nathan A                               | 53-09-13-107-042.000-015 |        | 1B              | N  | \$ 156,000             | \$ 111,040                          | \$ 44,960         | \$ 1.5790                             | \$ 2.3198                | \$ 684.72          | \$ 1,126.65         | \$ 120.71  | \$ -   | \$ 321.22                               | \$ 441.93                                   | \$ 69.36   | \$ 14.76   | \$ 357.81                                     |
| Whaley, Robert Lee & Nora Lee                 | 53-09-12-402-023.000-015 |        | 1B              | N  | \$ 133,600             | \$ 76,010                           | \$ 57,590         | \$ 1.5790                             | \$ 2.3198                | \$ 877.06          | \$ 1,443.16         | \$ 154.63  | \$ -   | \$ 411.47                               | \$ 566.10                                   | \$ 69.36   | \$ 14.76   | \$ 481.98                                     |
| Holicky, Thomas Louis & Sarah J               | 53-09-13-107-053.000-015 |        | 1B              | N  | \$ 167,000             | \$ 87,095                           | \$ 79,905         | \$ 1.5790                             | \$ 2.3198                | \$ 1,221.00        | \$ 2,009.09         | \$ 215.27  | \$ -   | \$ 572.82                               | \$ 788.09                                   | \$ 69.36   | \$ 14.76   | \$ 703.97                                     |
| Puro, Timothy O & Victoria L                  | 53-09-12-402-017.000-015 |        | 1B              | N  | \$ 167,900             | \$ 87,980                           | \$ 79,920         | \$ 1.5790                             | \$ 2.3198                | \$ 1,217.18        | \$ 1,968.04         | \$ 210.85  | \$ -   | \$ 540.01                               | \$ 750.86                                   | \$ 69.36   | \$ 14.76   | \$ 666.74                                     |
| Rogers, Alice M & Cindy G Wilbur              | 53-09-13-407-001.000-015 |        | 1B              | N  | \$ 115,800             | \$ 69,780                           | \$ 46,020         | \$ 1.5790                             | \$ 2.3198                | \$ 700.86          | \$ 1,153.21         | \$ 123.55  | \$ -   | \$ 328.80                               | \$ 452.35                                   | \$ 69.36   | \$ 14.76   | \$ 368.23                                     |
| Deckard, Susan Marie                          | 53-09-12-402-001.000-015 | 1052   | 1B              | N  | \$ 133,000             | \$ 88,865                           | \$ 44,135         | \$ 1.5790                             | \$ 2.3198                | \$ 672.14          | \$ 1,105.97         | \$ 118.49  | \$ -   | \$ 315.34                               | \$ 433.83                                   | \$ 69.36   | \$ 22.20   | \$ 342.27                                     |
| Bock, Naomi                                   | 53-09-13-101-056.000-015 |        | 1B              | N  | \$ 135,900             | \$ 76,815                           | \$ 59,085         | \$ 1.5790                             | \$ 2.3198                | \$ 899.82          | \$ 1,480.61         | \$ 158.63  | \$ -   | \$ 422.15                               | \$ 580.79                                   | \$ -   | \$ -   | \$ 580.79                                     |
| Hawkins, Jack L. & Billie J.                  | 53-09-13-400-068.000-015 | 1605   | 1B              | N  | \$ 118,500             | \$ 82,330                           | \$ 36,170         | \$ 1.5790                             | \$ 2.3198                | \$ 550.84          | \$ 906.38           | \$ 97.10   | \$ -   | \$ 258.43                               | \$ 355.54                                   | \$ 69.36   | \$ 14.76   | \$ 271.42                                     |
| Godsey, J. Charles & Ruby                     | 53-09-13-407-011.000-015 |        | 1B              | N  | \$ 155,500             | \$ 97,675                           | \$ 57,825         | \$ 1.5790                             | \$ 2.3198                | \$ 427.98          | \$ 436.54           | \$ -   | \$ -   | \$ 8.56                                 | \$ 8.56                                     | \$ 69.36   | \$ 14.76   | \$ (75.56)                                    |
| Swango, Robert Kent                           | 53-09-13-400-066.000-015 |        | 1B              | N  | \$ 114,100             | \$ 72,150                           | \$ 41,950         | \$ 1.5790                             | \$ 2.3198                | \$ 638.88          | \$ 1,051.23         | \$ 112.63  | \$ -   | \$ 299.72                               | \$ 412.35                                   | \$ 69.36   | \$ 22.20   | \$ 320.79                                     |
| Southern, Wendell L & Helen                   | 53-09-13-400-008.000-015 |        | 1B              | N  | \$ 98,200              | \$ 76,100                           | \$ 22,100         | \$ 1.5790                             | \$ 2.3198                | \$ 336.56          | \$ 553.81           | \$ 59.34   | \$ -   | \$ 157.91                               | \$ 217.25                                   | \$ 69.36   | \$ 14.76   | \$ 133.13                                     |
| Debro, Sherman C                              | 53-09-13-407-005.000-015 |        | 1B              | N  | \$ 150,300             | \$ 109,815                          | \$ 40,485         | \$ 1.5790                             | \$ 2.3198                | \$ 616.56          | \$ 1,014.51         | \$ 108.69  | \$ -   | \$ 289.26                               | \$ 397.95                                   | \$ -   | \$ -   | \$ 397.95                                     |
| Nowling, Barry                                | 53-09-13-400-012.000-015 |        | 1B              | N  | \$ 128,800             | \$ 72,430                           | \$ 56,370         | \$ 1.5790                             | \$ 2.3198                | \$ 864.64          | \$ 1,422.72         | \$ 152.43  | \$ -   | \$ 405.65                               | \$ 558.08                                   | \$ 69.36   | \$ 14.76   | \$ 473.96                                     |
| Salgado-Cuevas, Tatiana; Boger, Christopher M | 53-09-13-102-024.000-015 |        | 1B              | N  | \$ 158,800             | \$ 87,830                           | \$ 70,970         | \$ 1.5790                             | \$ 2.3198                | \$ 1,080.82        | \$ 1,778.42         | \$ 190.54  | \$ -   | \$ 507.06                               | \$ 697.60                                   | \$ 69.36   | \$ 14.76   | \$ 613.48                                     |
| McCracken, Linda O                            | 53-09-13-102-030.000-015 |        | 1B              | N  | \$ 144,200             | \$ -                                | \$ 144,200        | \$ 1.5790                             | \$ 2.3198                | \$ 2,276.92        | \$ 3,404.38         | \$ 364.76  | \$ -   | \$ 762.71                               | \$ 1,127.46                                 | \$ 69.36   | \$ 14.76   | \$ 1,043.34                                   |
| Flud, Jana L                                  | 53-09-13-103-082.000-015 |        | 1B              | N  | \$ 155,500             | \$ 83,675                           | \$ 71,825         | \$ 1.5790                             | \$ 2.3198                | \$ 1,093.84        | \$ 1,799.87         | \$ 192.84  | \$ -   | \$ 513.19                               | \$ 706.03                                   | \$ 69.36   | \$ 22.20   | \$ 614.47                                     |
| Ooley, Ira Jr. & Grace E.                     | 53-09-13-103-084.000-015 |        | 1B              | N  | \$ 138,100             | \$ 77,585                           | \$ 60,515         | \$ 1.5790                             | \$ 2.3198                | \$ 921.60          | \$ 1,516.45         | \$ 162.48  | \$ -   | \$ 432.37                               | \$ 594.85                                   | \$ 69.36   | \$ 14.76   | \$ 510.73                                     |
| Riggs, Marguerite E Irrevocable Trust         | 53-09-12-400-013.000-015 | 1114   | 1B              | N  | \$ 223,400             | \$ 113,085                          | \$ 110,315        | \$ 1.5790                             | \$ 2.3198                | \$ 1,687.08        | \$ 2,620.60         | \$ 280.76  | \$ -   | \$ 652.76                               | \$ 933.52                                   | \$ 69.36   | \$ 22.20   | \$ 841.96                                     |
| Osborn, Thomas E. & Theresa A.                | 53-09-12-402-018.000-015 | 1110   | 1B              | N  | \$ 142,200             | \$ 78,320                           | \$ 63,880         | \$ 1.5790                             | \$ 2.3198                | \$ 973.96          | \$ 1,602.62         | \$ 171.72  | \$ -   | \$ 456.94                               | \$ 628.66                                   | \$ 69.36   | \$ 14.76   | \$ 544.54                                     |
| Runyan, Jamie; Fouts, Shelly                  | 53-09-13-105-018.000-015 |        | 1B              | N  | \$ 138,100             | \$ 80,585                           | \$ 57,515         | \$ 1.5790                             | \$ 2.3198                | \$ 875.92          | \$ 1,441.27         | \$ 154.43  | \$ -   | \$ 410.93                               | \$ 565.35                                   | \$ 69.36   | \$ 14.76   | \$ 481.23                                     |
| Locke, Jane A & Bennett, Cassie L             | 53-09-13-107-051.000-015 |        | 1B              | N  | \$ 145,300             | \$ 83,105                           | \$ 62,195         | \$ 1.5790                             | \$ 2.3198                | \$ 947.20          | \$ 1,558.54         | \$ 166.98  | \$ -   | \$ 444.36                               | \$ 611.34                                   | \$ -   | \$ -   | \$ 611.34                                     |
| Iverson, Frances Judith                       | 53-09-13-101-009.000-015 |        | 1B              | N  | \$ 143,500             | \$ 82,475                           | \$ 61,025         | \$ 1.5790                             | \$ 2.3198                | \$ 313.06          | \$ 1,529.22         | \$ 163.85  | \$ -   | \$ 1,052.32                             | \$ 1,216.16                                 | \$ 69.36   | \$ 14.76   | \$ 1,132.04                                   |
| Haile, Darrell Eugene                         | 53-09-12-402-016.000-015 |        | 1B              | N  | \$ 150,900             | \$ 82,065                           | \$ 68,835         | \$ 1.5790                             | \$ 2.3198                | \$ 1,048.30        | \$ 1,724.93         | \$ 184.81  | \$ -   | \$ 491.82                               | \$ 676.63                                   | \$ 69.36   | \$ 14.76   | \$ 592.51                                     |
| Hopkins, Brandon                              | 53-09-13-102-003.000-015 |        | 1B              | N  | \$ 125,800             | \$ 76,280                           | \$ 49,520         | \$ 1.5790                             | \$ 2.3198                | \$ 754.16          | \$ 1,240.91         | \$ 132.95  | \$ -   | \$ 353.80                               | \$ 486.75                                   | \$ 69.36   | \$ 14.76   | \$ 402.63                                     |
| Lyon, Danny Earl W/L/E Lyon, Barbara L        | 53-09-13-103-033.000-015 |        | 1B              | N  | \$ 109,700             | \$ 81,645                           | \$ 28,055         | \$ 1.5790                             | \$ 2.3198                | \$ 203.76          | \$ 207.84           | \$ -   | \$ -   | \$ 4.08                                 | \$ 4.08                                     | \$ 69.36   | \$ 14.76   | \$ (80.04)                                    |
| Clark, Rodney C. & Carolyn J.                 | 53-09-13-103-015.000-015 |        | 1B              | N  | \$ 136,200             | \$ -                                | \$ 136,200        | \$ 1.5790                             | \$ 2.3198                | \$ 2,150.60        | \$ 3,197.78         | \$ 342.62  | \$ -   | \$ 704.56                               | \$ 1,047.18                                 | \$ 69.36   | \$ 22.20   | \$ 955.62                                     |
| Pace, Stacey M                                | 53-09-13-105-026.000-015 |        | 1B              | N  | \$ 123,800             | \$ 75,405                           | \$ 48,395         | \$ 1.5790                             | \$ 2.3198                | \$ 737.02          | \$ 1,212.72         | \$ 129.93  | \$ -   | \$ 345.77                               | \$ 475.70                                   | \$ 69.36   | \$ 22.20   | \$ 384.14                                     |
| Hall, Jay                                     | 53-09-12-402-014.000-015 |        | 1B              | N  | \$ 136,200             | \$ 76,920                           | \$ 59,280         | \$ 1.5790                             | \$ 2.3198                | \$ 902.80          | \$ 1,485.51         | \$ 159.17  | \$ -   | \$ 423.54                               | \$ 582.71                                   | \$ 69.36   | \$ 22.20   | \$ 491.15                                     |
| Richardson, Joy E                             | 53-09-13-105-030.000-015 |        | 1B              | N  | \$ 138,400             | \$ 77,690                           | \$ 60,710         | \$ 1.5790                             | \$ 2.3198                | \$ 924.56          | \$ 1,521.33         | \$ 163.00  | \$ -   | \$ 433.77                               | \$ 596.77                                   | \$ 69.36   | \$ 22.20   | \$ 505.21                                     |
| Wigley, John H                                | 53-09-13-102-018.000-015 |        | 1B              | N  | \$ 122,900             | \$ 75,265                           | \$ 47,635         | \$ 1.5790                             | \$ 2.3198                | \$ 725.44          | \$ 1,193.68         | \$ 127.89  | \$ -   | \$ 340.35                               | \$ 468.24                                   | \$ 69.36   | \$ 14.76   | \$ 384.12                                     |
| Capps, Phillip D & Lynda S                    | 53-09-13-400-091.000-015 |        | 1B              | N  | \$ 254,400             | \$ 113,625                          | \$ 140,775        | \$ 1.5790                             | \$ 2.3198                | \$ 2,154.50        | \$ 3,226.50         | \$ 345.70  | \$ -   | \$ 726.31                               | \$ 1,072.00                                 | \$ 69.36   | \$ 37.08   | \$ 965.56                                     |
| Thayer, Roseanna & Woodie R                   | 53-09-13-105-011.000-015 |        | 1B              | N  | \$ 143,500             | \$ 118,085                          | \$ 25,415         | \$ 1.5790                             | \$ 2.3198                | \$ 387.04          | \$ 636.88           | \$ 68.24   | \$ -   | \$ 181.60                               | \$ 249.84                                   | \$ 69.36   | \$ 22.20   | \$ 158.28                                     |
| Baughman, Ross D                              | 53-09-13-102-031.000-015 |        | 1B              | N  | \$ 154,800             | \$ 86,150                           | \$ 68,650         | \$ 1.5790                             | \$ 2.3198                | \$ 1,045.48        | \$ 1,720.31         | \$ 184.32  | \$ -   | \$ 490.51                               | \$ 674.83                                   | \$ 69.36   | \$ 14.76   | \$ 590.71                                     |
| 3812 W Fairington Drive LLC                   | 53-09-13-103-018.000-015 |        | 1B              | N  | \$ 107,300             | \$ -                                | \$ 107,300        | \$ 1.5790                             | \$ 2.3198                | \$ 1,694.28        | \$ 2,519.25         | \$ 269.92  | \$ -   | \$ 555.05                               | \$ 824.97                                   | \$ 69.36   | \$ 14.76   | \$ 740.85                                     |
| Vela, Alejo Jr. & Mary Jane                   | 53-09-13-103-022.000-015 |        | 1B              | N  | \$ 98,100              | \$ 66,585                           | \$ 31,515         | \$ 1.5790                             | \$ 2.3198                | \$ 479.96          | \$ 789.74           | \$ 84.62   | \$ -   | \$ 225.16                               | \$ 309.78                                   | \$ 69.36   | \$ 14.76   | \$ 225.66                                     |
| James, Julie A                                | 53-09-13-400-033.000-015 |        | 1B              | N  | \$ 189,800             | \$ 98,680                           | \$ 91,120         | \$ 1.5790                             | \$ 2.3198                | \$ 1,387.68        | \$ 2,224.03         | \$ 238.28  | \$ -   | \$ 598.07                               | \$ 836.35                                   | \$ 69.36   | \$ 14.76   | \$ 752.23                                     |
| Rupert, Phillip & Elena                       | 53-09-12-400-025.000-015 |        | 1B              | N  | \$ 213,100             | \$ 79,290                           | \$ 133,810        | \$ 1.5790                             | \$ 2.3198                | \$ 2,080.28        | \$ 3,262.63         | \$ 349.56  | \$ -   | \$ 832.78                               | \$ 1,182.35                                 | \$ 69.36   | \$ 37.08   | \$ 1,075.91                                   |
| Coake, Whitney                                | 53-09-12-402-019.000-015 | 1148   | 1B              | N  | \$ 141,500             | \$ 81,775                           | \$ 59,725         | \$ 1.5790                             | \$ 2.3198                | \$ 909.56          | \$ 1,496.65         | \$ 160.36  | \$ -   | \$ 426.73                               | \$ 581.09                                   | \$ 69.36   | \$ 22.20   | \$ 495.53                                     |
| Parrish, Glenda M                             | 53-09-12-402-051.000-015 | 2355   | 1B              | N  | \$ 145,400             | \$ 83,140                           | \$ 62,260         | \$ 1.5790                             | \$ 2.3198                | \$ 948.18          | \$ 1,560.17         | \$ 167.16  | \$ -   | \$ 444.83                               | \$ 611.99                                   | \$ 69.36   | \$ 22.20   | \$ 520.43                                     |
| Ellshoff, Denise J                            | 53-09-13-400-029.000-015 |        | 1B              | N  | \$ 110,000             | \$ 70,750                           | \$ 39,250         | \$ 1.5790                             | \$ 2.3198                | \$ 597.76          | \$ 983.56           | \$ 105.38  | \$ -   | \$ 280.42                               | \$ 385.80                                   | \$ 69.36   | \$ 14.76   | \$ 301.68                                     |
| Berich, Thomas H & Lara Southerland           | 53-09-13-400-052.000-015 |        | 1B              | N  | \$ 101,500             | \$ 3,000                            | \$ 98,500         | \$ 1.5790                             | \$ 2.3198                | \$ 1,555.32        | \$ 2,335.04         | \$ 250.18  | \$ -   | \$ 529.54                               | \$ 779.72                                   | \$ 69.36   | \$ 22.20   | \$ 688.16                                     |
| Liddell, Torrin & Chelsea                     | 53-09-13-407-015.000-015 |        | 1B              | N  | \$ 160,600             | \$ 88,460                           | \$ 72,140         | \$ 1.5790                             | \$ 2.3198                | \$ 1,098.64        | \$ 1,807.76         | \$ 193.69  | \$ -   | \$ 515.43                               | \$ 709.12                                   | \$ 69.36   | \$ 14.76   | \$ 625.00                                     |
| Sherrill, Sheri L                             | 53-09-13-405-014.000-015 | 1121   | 1B              | N  | \$ 160,800             | \$ 88,530                           | \$ 72,270         | \$ 1.5790                             | \$ 2.3198                | \$ 1,100.62        | \$ 1,811.01         | \$ 194.03  | \$ -   | \$ 516.36                               | \$ 710.39                                   | \$ 69.36   | \$ 14.76   | \$ 626.27                                     |
| Pena, Adam Gabriel                            | 53-09-13-405-002.000-015 | 1121   | 1B              | N  | \$ 175,400             | \$ 93,640                           | \$ 81,760         | \$ 1.5790                             | \$ 2.3198                | \$ 1,245.14        | \$ 2,048.81         | \$ 219.51  | \$ -   | \$ 584.16                               | \$ 803.67                                   | \$ 69.36   | \$ 14.76   | \$ 719.55                                     |
| Walker, Antonio R                             | 53-09-13-405-003.000-015 | 1121   | 1B              | N  | \$ 134,200             | \$ 104,180                          | \$ 30,020         | \$ 1.5790                             | \$ 2.3198                | \$ 457.20          | \$ 752.27           | \$ 80.59   | \$ -   | \$ 214.48                               | \$ 295.07                                   | \$ 69.36</   |  |   |



# City of Bloomington

## Area #1B: South-West Annexation Area - Tax Impacts Analysis

Note (1): This section shows the inc/(dec) in tax bills due to differences between township fire protection rates and the Monroe Fire Protection District fire rate

| Owner Name   | Parcel #                 | Waiver | Annexation Area | AG | 2020 Pay 2021 Gross AV | 2020 Pay 2021 Deductions/Exemptions | 2020 Pay 2021 NAV | Pre-Annex 2020 Pay 2021 Prop Tax Rate | Post-Annex Prop Tax Rate | Pre-Annex Tax Bill | Post-Annex Tax Bill | Net Tax Bill Increase Due Solely to AV Growth (12% - Aggregate over 4 years) | Net Tax Bill Increase Due to Difference Between Fire Rates (1) | Net Tax Bill Increase Due to Annexation | Total Post-Annexation Net Tax Bill Increase | Benefit 1 Yearly Sewer Bill Savings (@ 4000 Gal/Month) | Benefit 2 Yearly Fire Protection (Water Surcharge) Savings | Post-Annex Net of Benefits Tax Bill Inc/(Dec) |
|--|--------------------------|--------|-----------------|----|------------------------|-------------------------------------|-------------------|---------------------------------------|--------------------------|--------------------|---------------------|--|--|---|---|--|--|---|
| Cardwell, Teri L   | 53-09-13-404-048.000-015 |        | 1B              | N  | \$ 165,900             | \$ 87,315                           | \$ 78,585         | \$ 1.5790                             | \$ 2.3198                | \$ 1,196.80        | \$ 1,942.83         | \$ 208.16  | \$ -   | \$ 537.88                               | \$ 746.03                                   | \$ 69.36   | \$ 37.08   | \$ 639.59                                     |
| Stapleton, Lori & Phillip  | 53-09-13-404-031.000-015 |        | 1B              | N  | \$ 148,000             | \$ 81,050                           | \$ 66,950         | \$ 1.5790                             | \$ 2.3198                | \$ 1,019.60        | \$ 1,677.70         | \$ 179.75  | \$ -   | \$ 478.35                               | \$ 658.10                                   | \$ 69.36   | \$ 22.20   | \$ 566.54                                     |
| Chuke, Jonnie  | 53-09-13-404-029.000-015 | 1765   | 1B              | N  | \$ 139,500             | \$ 81,075                           | \$ 58,425         | \$ 1.5790                             | \$ 2.3198                | \$ 889.76          | \$ 1,464.07         | \$ 156.86  | \$ -   | \$ 417.45                               | \$ 574.31                                   | \$ 69.36   | \$ 22.20   | \$ 482.75                                     |
| Sims, Keely & Kyle   | 53-09-13-404-054.000-015 |        | 1B              | N  | \$ 141,400             | \$ 81,740                           | \$ 59,660         | \$ 1.5790                             | \$ 2.3198                | \$ 908.58          | \$ 1,495.02         | \$ 160.18  | \$ -   | \$ 426.26                               | \$ 586.44                                   | \$ 69.36   | \$ 22.20   | \$ 494.88                                     |
| Kemp, Joshua W & Bennett, Jeremy M   | 53-09-13-404-026.000-015 |        | 1B              | N  | \$ 157,900             | \$ 87,515                           | \$ 70,385         | \$ 1.5790                             | \$ 2.3198                | \$ 1,071.92        | \$ 1,763.77         | \$ 188.97  | \$ -   | \$ 502.88                               | \$ 691.85                                   | \$ 69.36   | \$ 37.08   | \$ 585.41                                     |
| Powell, Darell C & Lois E  | 53-09-13-400-070.000-015 | 1512   | 1B              | N  | \$ 77,700              | \$ 59,445                           | \$ 18,255         | \$ 1.5790                             | \$ 2.3198                | \$ 278.00          | \$ 457.45           | \$ 49.02   | \$ -   | \$ 130.43                               | \$ 179.45                                   | \$ -   | \$ -   | \$ 179.45                                     |
| Jones, Kelly   | 53-09-13-105-001.000-015 |        | 1B              | N  | \$ 137,900             | \$ 80,515                           | \$ 57,385         | \$ 1.5790                             | \$ 2.3198                | \$ 873.92          | \$ 1,438.00         | \$ 154.07  | \$ -   | \$ 410.01                               | \$ 564.08                                   | \$ 69.36   | \$ 14.76   | \$ 479.96                                     |
| Copeland, Chelsa   | 53-09-12-402-029.000-015 | 1032   | 1B              | N  | \$ 152,600             | \$ 85,660                           | \$ 66,940         | \$ 1.5790                             | \$ 2.3198                | \$ 1,019.44        | \$ 1,677.45         | \$ 179.73  | \$ -   | \$ 478.28                               | \$ 658.01                                   | \$ 69.36   | \$ 14.76   | \$ 573.89                                     |
| Lyford, George J & Clara   | 53-09-13-103-023.000-015 |        | 1B              | N  | \$ 169,200             | \$ 91,470                           | \$ 77,730         | \$ 1.5790                             | \$ 2.3198                | \$ 1,183.76        | \$ 1,947.84         | \$ 208.70  | \$ -   | \$ 555.37                               | \$ 764.08                                   | \$ 69.36   | \$ 22.20   | \$ 672.52                                     |
| Hauser, Patrick A  | 53-09-13-407-016.000-015 |        | 1B              | N  | \$ 114,000             | \$ 72,150                           | \$ 41,850         | \$ 1.5790                             | \$ 2.3198                | \$ 637.34          | \$ 1,048.71         | \$ 112.36  | \$ -   | \$ 299.01                               | \$ 411.37                                   | \$ 69.36   | \$ 14.76   | \$ 327.25                                     |
| Clontz, Donald E.  | 53-09-13-404-014.000-015 |        | 1B              | N  | \$ 155,300             | \$ 83,465                           | \$ 71,835         | \$ 1.5790                             | \$ 2.3198                | \$ 1,094.22        | \$ 1,800.47         | \$ 192.90  | \$ -   | \$ 513.35                               | \$ 706.25                                   | \$ 69.36   | \$ 37.08   | \$ 599.81                                     |
| Wheeler, Elsa M  | 53-09-13-404-021.000-015 |        | 1B              | N  | \$ 155,300             | \$ 86,605                           | \$ 68,695         | \$ 1.5790                             | \$ 2.3198                | \$ 1,046.16        | \$ 1,721.42         | \$ 184.43  | \$ -   | \$ 490.83                               | \$ 675.26                                   | \$ 69.36   | \$ 37.08   | \$ 568.82                                     |
| Jarvis, Jared & Jarvis, Glen R & Heather S                                       | 53-09-13-404-032.000-015 |        | 1B              | N  | \$ 200,800             | \$ 102,530                          | \$ 98,270         | \$ 1.5790                             | \$ 2.3198                | \$ 1,496.58        | \$ 2,354.94         | \$ 252.31  | \$ -   | \$ 606.05                               | \$ 858.36                                   | \$ 69.36   | \$ 37.08   | \$ 751.92                                     |
| Highlife LLC   | 53-09-13-404-020.000-015 |        | 1B              | N  | \$ 134,300             | \$ 79,255                           | \$ 55,045         | \$ 1.5790                             | \$ 2.3198                | \$ 838.28          | \$ 1,379.36         | \$ 147.78  | \$ -   | \$ 393.30                               | \$ 541.08                                   | \$ 69.36   | \$ 37.08   | \$ 434.64                                     |
| Hayslip, Marsai  | 53-09-13-404-057.000-015 |        | 1B              | N  | \$ 147,700             | \$ 80,945                           | \$ 66,755         | \$ 1.5790                             | \$ 2.3198                | \$ 1,016.64        | \$ 1,672.83         | \$ 179.24  | \$ -   | \$ 476.95                               | \$ 656.19                                   | \$ 69.36   | \$ 37.08   | \$ 549.75                                     |
| Spartz, Matthew D  | 53-09-13-404-056.000-015 |        | 1B              | N  | \$ 169,300             | \$ 90,385                           | \$ 78,915         | \$ 1.5790                             | \$ 2.3198                | \$ 1,201.92        | \$ 1,950.42         | \$ 208.98  | \$ -   | \$ 539.52                               | \$ 748.50                                   | \$ 69.36   | \$ 22.20   | \$ 656.94                                     |
| Roach, John F & Vickie R   | 53-09-13-404-037.000-015 |        | 1B              | N  | \$ 172,800             | \$ 89,730                           | \$ 83,070         | \$ 1.5790                             | \$ 2.3198                | \$ 1,265.10        | \$ 2,024.95         | \$ 216.95  | \$ -   | \$ 542.90                               | \$ 759.85                                   | \$ 69.36   | \$ 37.08   | \$ 653.41                                     |
| Ramsey, Debra Lynn   | 53-09-13-404-042.000-015 |        | 1B              | N  | \$ 183,500             | \$ 96,475                           | \$ 87,025         | \$ 1.5790                             | \$ 2.3198                | \$ 1,325.32        | \$ 2,149.06         | \$ 230.26  | \$ -   | \$ 593.49                               | \$ 823.74                                   | \$ 69.36   | \$ 37.08   | \$ 717.30                                     |
| Swando, Julie A & Zachary J Chmiel   | 53-09-13-404-049.000-015 |        | 1B              | N  | \$ 158,300             | \$ 87,655                           | \$ 70,645         | \$ 1.5790                             | \$ 2.3198                | \$ 1,075.88        | \$ 1,770.29         | \$ 189.67  | \$ -   | \$ 504.74                               | \$ 694.41                                   | \$ 69.36   | \$ 37.08   | \$ 587.97                                     |
| McCracken, Linda O   | 53-09-13-404-043.000-015 | 1562   | 1B              | N  | \$ 164,100             | \$ -                                | \$ 164,100        | \$ 1.5790                             | \$ 2.3198                | \$ 2,591.14        | \$ 3,852.83         | \$ 412.80  | \$ -   | \$ 848.89                               | \$ 1,261.69                                 | \$ 69.36   | \$ 22.20   | \$ 1,170.13                                   |
| Skivers, Donna M   | 53-09-13-101-041.000-015 |        | 1B              | N  | \$ 102,300             | \$ 65,055                           | \$ 37,245         | \$ 1.5790                             | \$ 2.3198                | \$ 567.22          | \$ 933.32           | \$ 99.99   | \$ -   | \$ 266.11                               | \$ 366.10                                   | \$ -   | \$ -   | \$ 366.10                                     |
| Borden, Robert M; Barbara R & Fisher, Shanna                                     | 53-09-13-107-034.000-015 |        | 1B              | N  | \$ 146,900             | \$ 90,100                           | \$ 56,800         | \$ 1.5790                             | \$ 2.3198                | \$ 865.02          | \$ 1,423.35         | \$ 152.50  | \$ -   | \$ 405.83                               | \$ 558.33                                   | \$ 69.36   | \$ 22.20   | \$ 466.77                                     |
| Trinkle, Laurie J  | 53-09-13-103-080.000-015 |        | 1B              | N  | \$ 107,800             | \$ 83,175                           | \$ 24,625         | \$ 1.5790                             | \$ 2.3198                | \$ 151.00          | \$ 154.02           | \$ -   | \$ -   | \$ 3.02                                 | \$ 3.02                                     | \$ 69.36   | \$ 14.76   | \$ (81.10)                                    |
| Buckner, J. Robert & Mary C.   | 53-09-13-103-069.000-015 |        | 1B              | N  | \$ 154,900             | \$ 95,945                           | \$ 58,955         | \$ 1.5790                             | \$ 2.3198                | \$ 897.84          | \$ 1,477.36         | \$ 158.30  | \$ -   | \$ 421.22                               | \$ 579.52                                   | \$ 69.36   | \$ 14.76   | \$ 495.40                                     |
| Sander, Steven H & Pamela A  | 53-09-13-101-018.000-015 |        | 1B              | N  | \$ 133,300             | \$ 117,760                          | \$ 15,540         | \$ 1.5790                             | \$ 2.3198                | \$ 236.68          | \$ 389.43           | \$ 41.73   | \$ -   | \$ 111.02                               | \$ 152.75                                   | \$ -   | \$ -   | \$ 152.75                                     |
| Valdovines, Nestor & Misti D   | 53-09-13-101-046.000-015 |        | 1B              | N  | \$ 149,600             | \$ 84,050                           | \$ 65,550         | \$ 1.5790                             | \$ 2.3198                | \$ 998.28          | \$ 1,642.61         | \$ 175.99  | \$ -   | \$ 468.34                               | \$ 644.33                                   | \$ -   | \$ -   | \$ 644.33                                     |
| Vitols, Juris & Tomaro, Deborah  | 53-09-13-105-024.000-015 |        | 1B              | N  | \$ 103,900             | \$ -                                | \$ 103,900        | \$ 1.5790                             | \$ 2.3198                | \$ 1,640.58        | \$ 2,439.92         | \$ 261.42  | \$ -   | \$ 537.92                               | \$ 799.34                                   | \$ 69.36   | \$ 14.76   | \$ 715.22                                     |
| Bell, Justin A G & Lora Wagers   | 53-09-13-101-051.000-015 |        | 1B              | N  | \$ 135,500             | \$ 3,000                            | \$ 132,500        | \$ 1.5790                             | \$ 2.3198                | \$ 2,092.18        | \$ 3,178.11         | \$ 340.51  | \$ -   | \$ 745.42                               | \$ 1,085.93                                 | \$ 69.36   | \$ 14.76   | \$ 1,001.81                                   |
| Goodwin, Linda   | 53-09-13-102-028.000-015 |        | 1B              | N  | \$ 123,400             | \$ 89,440                           | \$ 33,960         | \$ 1.5790                             | \$ 2.3198                | \$ 309.10          | \$ 315.28           | \$ -   | \$ -   | \$ 6.18                                 | \$ 6.18                                     | \$ 69.36   | \$ 14.76   | \$ (77.94)                                    |
| Sandoval, Moises Lopez & Gutierrez, Javier F & Dillard, Donna J & Dillard, Micha | 53-09-12-402-004.000-015 | 1198   | 1B              | N  | \$ 270,300             | \$ 126,750                          | \$ 143,550        | \$ 1.5790                             | \$ 2.3198                | \$ 2,186.16        | \$ 3,178.83         | \$ 340.59  | \$ -   | \$ 652.08                               | \$ 992.67                                   | \$ 69.36   | \$ 14.76   | \$ 908.55                                     |
| Frye, Jordan M; Shannon, Valerie K   | 53-09-13-103-060.000-015 |        | 1B              | N  | \$ 143,000             | \$ 82,300                           | \$ 60,700         | \$ 1.5790                             | \$ 2.3198                | \$ 924.40          | \$ 1,521.07         | \$ 162.97  | \$ -   | \$ 433.70                               | \$ 596.67                                   | \$ 69.36   | \$ 22.20   | \$ 505.11                                     |
| Jackson, Charles L. & Diane  | 53-09-13-104-014.000-015 |        | 1B              | N  | \$ 133,400             | \$ 75,940                           | \$ 57,460         | \$ 1.5790                             | \$ 2.3198                | \$ 875.08          | \$ 1,439.89         | \$ 154.27  | \$ -   | \$ 410.54                               | \$ 564.81                                   | \$ 69.36   | \$ 22.20   | \$ 473.25                                     |
| Bankers Trust Company Of Calif   | 53-09-13-103-042.000-015 |        | 1B              | N  | \$ 97,400              | \$ -                                | \$ 97,400         | \$ 1.5790                             | \$ 2.3198                | \$ 1,537.96        | \$ 2,286.81         | \$ 245.02  | \$ -   | \$ 503.84                               | \$ 748.85                                   | \$ 69.36   | \$ 22.20   | \$ 657.29                                     |
| Tunberg, Zachary Ryan  | 53-09-13-105-039.000-015 |        | 1B              | N  | \$ 146,600             | \$ 83,560                           | \$ 63,040         | \$ 1.5790                             | \$ 2.3198                | \$ 960.04          | \$ 1,579.72         | \$ 169.26  | \$ -   | \$ 450.42                               | \$ 619.68                                   | \$ 69.36   | \$ 14.76   | \$ 535.56                                     |
| Vaught, Bud Jack & Helen A.  | 53-09-12-402-007.000-015 | 1160   | 1B              | N  | \$ 76,400              | \$ 58,990                           | \$ 17,410         | \$ 1.5790                             | \$ 2.3198                | \$ 265.14          | \$ 436.28           | \$ 46.74   | \$ -   | \$ 124.40                               | \$ 171.14                                   | \$ 69.36   | \$ 22.20   | \$ 79.58                                      |
| Cloyd, Mary Felice   | 53-09-13-105-031.000-015 |        | 1B              | N  | \$ 142,400             | \$ 79,090                           | \$ 63,310         | \$ 1.5790                             | \$ 2.3198                | \$ 964.16          | \$ 1,586.48         | \$ 169.98  | \$ -   | \$ 452.34                               | \$ 622.32                                   | \$ 69.36   | \$ 14.76   | \$ 538.20                                     |
| Hamblen, Wendell D. & Norma Sue  | 53-09-13-102-016.000-015 |        | 1B              | N  | \$ 125,900             | \$ 85,760                           | \$ 40,140         | \$ 1.5790                             | \$ 2.3198                | \$ 611.30          | \$ 1,005.87         | \$ 107.78  | \$ -   | \$ 286.79                               | \$ 394.57                                   | \$ 69.36   | \$ 22.20   | \$ 303.01                                     |
| Costley Rentals South LLC  | 53-09-13-102-019.000-015 |        | 1B              | N  | \$ 99,200              | \$ -                                | \$ 99,200         | \$ 1.5790                             | \$ 2.3198                | \$ 1,566.36        | \$ 2,329.07         | \$ 249.54  | \$ -   | \$ 513.17                               | \$ 762.71                                   | \$ 69.36   | \$ 22.20   | \$ 671.15                                     |
| Jerrell, Phillip D. & Wilma R.   | 53-09-13-107-046.000-015 |        | 1B              | N  | \$ 179,100             | \$ 94,340                           | \$ 84,760         | \$ 1.5790                             | \$ 2.3198                | \$ 1,290.84        | \$ 2,078.29         | \$ 222.67  | \$ -   | \$ 564.78                               | \$ 787.45                                   | \$ -   | \$ -   | \$ 787.45                                     |
| Jewart, Harry B & Phyllis L  | 53-09-12-402-021.000-015 |        | 1B              | N  | \$ 148,900             | \$ 94,665                           | \$ 54,235         | \$ 1.5790                             | \$ 2.3198                | \$ 484.04          | \$ 493.72           | \$ -   | \$ -   | \$ 9.68                                 | \$ 9.68                                     | \$ 69.36   | \$ 14.76   | \$ (74.44)                                    |
| Kinser, Hazel, Gary & Connie; Peggy Prince; Betty Elkins                         | 53-09-12-401-008.000-015 |        | 1B              | N  | \$ 181,800             | \$ -                                | \$ 181,800        | \$ 1.5790                             | \$ 2.3198                | \$ 2,870.62        | \$ 4,268.40         | \$ 457.33  | \$ -   | \$ 940.45                               | \$ 1,397.78                                 | \$ 69.36   | \$ 22.20   | \$ 1,306.22                                   |
| Westward Ho LLC  | 53-08-17-203-001.000-009 |        | 1B              | N  | \$ 54,700              | \$ -                                | \$ 54,700         | \$ 2.0669                             | \$ 2.0675                | \$ 1,130.60        | \$ 1,266.61         | \$ 135.71  | \$ -   | \$ 0.30                                 | \$ 136.01                                   | \$ -   | \$ -   | \$ 136.01                                     |
| Bodle, Dawn  | 53-09-12-402-005.000-015 | 1322   | 1B              | N  | \$ 135,900             | \$ 79,815                           | \$ 56,085         | \$ 1.5790                             | \$ 2.3198                | \$ 854.12          | \$ 1,405.43         | \$ 150.58  | \$ -   | \$ 400.73                               | \$ 551.31                                   | \$ 69.36   | \$ 22.20   | \$ 459.75                                     |
| Barnhill, Martha J   | 53-09-13-404-044.000-015 | 1651   | 1B              | N  | \$ 162,200             | \$ 89,020                           | \$ 73,180         | \$ 1.5790                             | \$ 2.3198                | \$ 1,114.48        | \$ 1,833.83         | \$ 196.49  | \$ -   | \$ 522.86                               | \$ 719.35                                   | \$ 69.36   | \$ 37.08   | \$ 612.91                                     |
| Woodhaven-citation Homeowners Assoc., Inc.                                       | 53-09-13-404-058.000-015 |        | 1B              | N  | \$ -                   | \$ -                                | \$ -              | \$ 1.5790                             | \$ 2.3198                | \$ -               | \$ -                | \$ -   | \$ -   | \$ -                                    | \$ -  | \$ -   | \$ -   | \$ -  |
| Faulkner, Thomas E.  | 53-09-13-401-043.000-015 | 1292   | 1B              | N  | \$ 150,800             | \$ 3,000                            | \$ 147,800        | \$ 1.5790                             | \$ 2.3198                | \$ 2,333.76        | \$ 3,537.33         | \$ 379.00  | \$ -   | \$ 824.57                               | \$ 1,203.57                                 | \$ 69.36   | \$ 37.08   | \$ 1,097.13                                   |
| Ramsey, Robert & Sarah   | 53-09-13-401-037.000-015 | 1292   | 1B              | N  | \$ 178,000             | \$ 119,510                          | \$ 58,490         | \$ 1.5790                             | \$ 2.3198                | \$ 890.76          | \$ 1,465.70         | \$ 157.04  | \$ -   | \$ 417.90                               | \$ 574.94                                   | \$ 69.36   | \$ 37.08   | \$ 468.50                                     |
| Phillips, Hebe L   | 53-09-13-401-054.000-015 | 1292   | 1B              | N  | \$ 152,700             | \$ 85,695                           | \$ 67,005         | \$ 1.5790                             | \$ 2.3198                | \$ 1,020.44        | \$ 1,679.09         | \$ 179.91  | \$ -   | \$ 478.74                               | \$ 658.65                                   | \$ -   | \$ -   | \$ 658.65                                     |

# City of Bloomington

## Area #1B: South-West Annexation Area - Tax Impacts Analysis

Note (1): This section shows the inc/(dec) in tax bills due to differences between township fire protection rates and the Monroe Fire Protection District fire rate

| Owner Name   | Parcel #                 | Waiver | Annexation Area | AG | 2020 Pay 2021 Gross AV | 2020 Pay 2021 Deductions/Exemptions | 2020 Pay 2021 NAV | Pre-Annex 2020 Pay 2021 Prop Tax Rate | Post-Annex Prop Tax Rate | Pre-Annex Tax Bill | Post-Annex Tax Bill | Net Tax Bill Increase Due Solely to AV Growth (12% - Aggregate over 4 years) | Net Tax Bill Increase Due to Difference Between Fire Rates (1) | Net Tax Bill Increase Due to Annexation | Total Post-Annexation Net Tax Bill Increase | Benefit 1 Yearly Sewer Bill Savings (@ 4000 Gal/Month) | Benefit 2 Yearly Fire Protection (Water Surcharge) Savings | Post-Annex Net of Benefits |
|--|--------------------------|--------|-----------------|----|------------------------|-------------------------------------|-------------------|---------------------------------------|--------------------------|--------------------|---------------------|--|--|---|---|--|--|----------------------------|
| Kirk, Judith A.  | 53-09-13-401-035.000-015 | 1292   | 1B              | N  | \$ 183,900             | \$ 96,615                           | \$ 87,285         | \$ 1.5790                             | \$ 2.3198                | \$ 1,329.28        | \$ 2,153.82         | \$ 230.76  | \$ -   | \$ 593.78                               | \$ 824.54                                   | \$ 69.36   | \$ 37.08   | \$ 718.10                  |
| Osborne, Richard M & Priscilla B   | 53-09-13-401-036.000-015 | 1292   | 1B              | N  | \$ 157,100             | \$ 84,235                           | \$ 72,865         | \$ 1.5790                             | \$ 2.3198                | \$ 1,109.68        | \$ 1,825.92         | \$ 195.64  | \$ -   | \$ 520.61                               | \$ 716.24                                   | \$ 69.36   | \$ 37.08   | \$ 609.80                  |
| Fine, Byron A & Christine M Zbikowski  | 53-09-13-401-047.000-015 | 1292   | 1B              | N  | \$ 178,600             | \$ -                                | \$ 178,600        | \$ 1.5790                             | \$ 2.3198                | \$ 2,820.08        | \$ 4,193.27         | \$ 449.28  | \$ -   | \$ 923.91                               | \$ 1,373.19                                 | \$ 69.36   | \$ 37.08   | \$ 1,266.75                |
| Ramsey, Ronald W & Judith  | 53-09-13-401-046.000-015 | 1292   | 1B              | N  | \$ 168,700             | \$ 88,295                           | \$ 80,405         | \$ 1.5790                             | \$ 2.3198                | \$ 1,224.52        | \$ 1,976.17         | \$ 197.17  | \$ -   | \$ 539.91                               | \$ 751.65                                   | \$ 69.36   | \$ 22.20   | \$ 660.09                  |
| Cissell, Donald R & Linda S  | 53-09-13-401-048.000-015 | 1292   | 1B              | N  | \$ 135,900             | \$ 79,815                           | \$ 56,085         | \$ 1.5790                             | \$ 2.3198                | \$ 854.12          | \$ 1,405.43         | \$ 150.58  | \$ -   | \$ 400.73                               | \$ 551.31                                   | \$ 69.36   | \$ 22.20   | \$ 459.75                  |
| Elliott, Brittny   | 53-09-13-401-012.000-015 | 1292   | 1B              | N  | \$ 167,200             | \$ 90,595                           | \$ 76,605         | \$ 1.5790                             | \$ 2.3198                | \$ 1,166.64        | \$ 1,919.66         | \$ 205.69  | \$ -   | \$ 547.34                               | \$ 753.02                                   | \$ 69.36   | \$ 37.08   | \$ 646.58                  |
| Beebe, Elyse   | 53-09-13-401-018.000-015 | 1292   | 1B              | N  | \$ 121,500             | \$ 74,775                           | \$ 46,725         | \$ 1.5790                             | \$ 2.3198                | \$ 1,170.88        | \$ 1,710.88         | \$ 125.45  | \$ -   | \$ 333.83                               | \$ 459.28                                   | \$ 69.36   | \$ 37.08   | \$ 352.84                  |
| Carlson, Lee T & Kristi L  | 53-09-13-401-010.000-015 | 1292   | 1B              | N  | \$ 169,000             | \$ 91,400                           | \$ 77,600         | \$ 1.5790                             | \$ 2.3198                | \$ 1,181.80        | \$ 1,944.58         | \$ 208.35  | \$ -   | \$ 554.43                               | \$ 762.78                                   | \$ 69.36   | \$ 37.08   | \$ 656.34                  |
| Carroll, Brett A & Crystal A   | 53-09-13-401-023.000-015 | 1292   | 1B              | N  | \$ 178,300             | \$ 116,615                          | \$ 61,685         | \$ 1.5790                             | \$ 2.3198                | \$ 939.42          | \$ 1,545.76         | \$ 165.61  | \$ -   | \$ 440.72                               | \$ 606.34                                   | \$ 69.36   | \$ 37.08   | \$ 499.90                  |
| Tatom, Ronald D & Saunders, Jane A   | 53-09-13-401-017.000-015 | 1292   | 1B              | N  | \$ 175,900             | \$ 93,815                           | \$ 82,085         | \$ 1.5790                             | \$ 2.3198                | \$ 1,250.08        | \$ 2,056.96         | \$ 220.38  | \$ -   | \$ 586.49                               | \$ 806.88                                   | \$ 69.36   | \$ 37.08   | \$ 700.44                  |
| Knudsen, Zachary   | 53-09-13-401-055.000-015 | 1292   | 1B              | N  | \$ 142,300             | \$ 82,055                           | \$ 60,245         | \$ 1.5790                             | \$ 2.3198                | \$ 917.48          | \$ 1,509.67         | \$ 161.74  | \$ -   | \$ 430.45                               | \$ 592.19                                   | \$ 69.36   | \$ 22.20   | \$ 500.63                  |
| Brennan, Bridget H   | 53-09-13-401-051.000-015 | 1292   | 1B              | N  | \$ 172,800             | \$ 89,730                           | \$ 83,070         | \$ 1.5790                             | \$ 2.3198                | \$ 1,265.10        | \$ 2,024.95         | \$ 216.95  | \$ -   | \$ 542.90                               | \$ 759.85                                   | \$ 69.36   | \$ 37.08   | \$ 653.41                  |
| Burgess, Theresa A & Rick D  | 53-09-13-401-032.000-015 | 1292   | 1B              | N  | \$ 185,100             | \$ 94,035                           | \$ 91,065         | \$ 1.5790                             | \$ 2.3198                | \$ 1,386.86        | \$ 2,171.34         | \$ 232.65  | \$ -   | \$ 551.84                               | \$ 784.48                                   | \$ 69.36   | \$ 37.08   | \$ 678.04                  |
| Jessee, Christopher L & Martha Anna Nowicki                                      | 53-09-13-401-033.000-015 | 1292   | 1B              | N  | \$ 173,200             | \$ 92,870                           | \$ 80,330         | \$ 1.5790                             | \$ 2.3198                | \$ 1,223.36        | \$ 2,013.00         | \$ 215.69  | \$ -   | \$ 573.96                               | \$ 789.64                                   | \$ 69.36   | \$ 37.08   | \$ 683.20                  |
| Antonetti, Lou Ann   | 53-09-13-106-027.000-015 |        | 1B              | N  | \$ 123,100             | \$ 89,335                           | \$ 33,765         | \$ 1.5790                             | \$ 2.3198                | \$ 384.50          | \$ 392.19           | \$ -   | \$ -   | \$ 7.69                                 | \$ 7.69                                     | \$ 69.36   | \$ 14.76   | \$ (76.43)                 |
| Murphy, Allan R  | 53-09-13-404-045.000-015 |        | 1B              | N  | \$ 161,300             | \$ 85,705                           | \$ 75,595         | \$ 1.5790                             | \$ 2.3198                | \$ 1,151.26        | \$ 1,888.08         | \$ 202.29  | \$ -   | \$ 534.54                               | \$ 736.82                                   | \$ 69.36   | \$ 22.20   | \$ 645.26                  |
| Brane, Lawrence H & Sara E   | 53-09-13-404-034.000-015 |        | 1B              | N  | \$ 147,500             | \$ 83,875                           | \$ 63,625         | \$ 1.5790                             | \$ 2.3198                | \$ 968.96          | \$ 1,594.37         | \$ 170.83  | \$ -   | \$ 454.59                               | \$ 625.41                                   | \$ 69.36   | \$ 22.20   | \$ 533.85                  |
| Sherfick, Stuart A & Robin M   | 53-09-13-404-024.000-015 |        | 1B              | N  | \$ 145,400             | \$ 82,965                           | \$ 62,435         | \$ 1.5790                             | \$ 2.3198                | \$ 950.84          | \$ 1,564.55         | \$ 167.63  | \$ -   | \$ 446.09                               | \$ 613.71                                   | \$ 69.36   | \$ 22.20   | \$ 522.15                  |
| Fyffe, Darlene S   | 53-09-13-404-022.000-015 |        | 1B              | N  | \$ 150,200             | \$ 84,820                           | \$ 65,380         | \$ 1.5790                             | \$ 2.3198                | \$ 995.68          | \$ 1,638.37         | \$ 175.55  | \$ -   | \$ 467.14                               | \$ 642.69                                   | \$ 69.36   | \$ 37.08   | \$ 536.25                  |
| Meadows, Myla J  | 53-09-13-404-010.000-015 |        | 1B              | N  | \$ 196,500             | \$ 115,025                          | \$ 81,475         | \$ 1.5790                             | \$ 2.3198                | \$ 966.88          | \$ 986.22           | \$ -   | \$ -   | \$ 19.34                                | \$ 19.34                                    | \$ 69.36   | \$ 37.08   | \$ (87.10)                 |
| Wheeler, Ryan O & Victoria C   | 53-09-13-404-051.000-015 |        | 1B              | N  | \$ 160,300             | \$ 88,355                           | \$ 71,945         | \$ 1.5790                             | \$ 2.3198                | \$ 1,095.68        | \$ 1,802.86         | \$ 193.16  | \$ -   | \$ 514.03                               | \$ 707.18                                   | \$ 69.36   | \$ 22.20   | \$ 615.62                  |
| Mc Artor, Verylleana A   | 53-09-13-404-012.000-015 |        | 1B              | N  | \$ 148,900             | \$ 81,365                           | \$ 67,535         | \$ 1.5790                             | \$ 2.3198                | \$ 1,028.52        | \$ 1,692.35         | \$ 181.32  | \$ -   | \$ 482.51                               | \$ 663.83                                   | \$ 69.36   | \$ 37.08   | \$ 557.39                  |
| Brown, Jay   | 53-09-13-404-025.000-015 |        | 1B              | N  | \$ 175,900             | \$ -                                | \$ 175,900        | \$ 1.5790                             | \$ 2.3198                | \$ 2,777.46        | \$ 4,129.88         | \$ 442.49  | \$ -   | \$ 909.93                               | \$ 1,352.42                                 | \$ -   | \$ -   | \$ 1,352.42                |
| Bass, Kevin & Janet E  | 53-09-13-404-036.000-015 |        | 1B              | N  | \$ 144,200             | \$ 82,720                           | \$ 61,480         | \$ 1.5790                             | \$ 2.3198                | \$ 936.30          | \$ 1,540.64         | \$ 165.08  | \$ -   | \$ 439.27                               | \$ 604.34                                   | \$ 69.36   | \$ 37.08   | \$ 497.90                  |
| Drake, Elizabeth A   | 53-09-13-404-019.000-015 |        | 1B              | N  | \$ 163,800             | \$ 89,475                           | \$ 74,325         | \$ 1.5790                             | \$ 2.3198                | \$ 1,131.92        | \$ 1,862.50         | \$ 199.55  | \$ -   | \$ 531.03                               | \$ 730.58                                   | \$ 69.36   | \$ 37.08   | \$ 624.14                  |
| Smith, Thomas J & Jessica J  | 53-09-13-404-035.000-015 |        | 1B              | N  | \$ 157,100             | \$ 84,235                           | \$ 72,865         | \$ 1.5790                             | \$ 2.3198                | \$ 1,109.68        | \$ 1,825.92         | \$ 195.64  | \$ -   | \$ 520.61                               | \$ 716.24                                   | \$ 69.36   | \$ 37.08   | \$ 609.80                  |
| Foutz, Ginger L  | 53-09-13-404-013.000-015 |        | 1B              | N  | \$ 175,600             | \$ 93,710                           | \$ 81,890         | \$ 1.5790                             | \$ 2.3198                | \$ 1,247.12        | \$ 2,052.08         | \$ 219.87  | \$ -   | \$ 585.09                               | \$ 804.96                                   | \$ 69.36   | \$ 22.20   | \$ 713.40                  |
| Lessig, Alan R. & Peggy Sue  | 53-09-13-404-023.000-015 |        | 1B              | N  | \$ 180,400             | \$ 92,390                           | \$ 88,010         | \$ 1.5790                             | \$ 2.3198                | \$ 1,340.32        | \$ 2,115.40         | \$ 226.65  | \$ -   | \$ 548.43                               | \$ 775.08                                   | \$ 69.36   | \$ 37.08   | \$ 668.64                  |
| Kramer, Jo Anne  | 53-09-13-404-017.000-015 |        | 1B              | N  | \$ 179,700             | \$ 95,145                           | \$ 84,555         | \$ 1.5790                             | \$ 2.3198                | \$ 1,287.72        | \$ 2,103.85         | \$ 225.42  | \$ -   | \$ 590.71                               | \$ 816.13                                   | \$ 69.36   | \$ 37.08   | \$ 709.69                  |
| Reid, Caleb A; Dorantes, Cindy Cruz  | 53-09-13-404-028.000-015 |        | 1B              | N  | \$ 186,700             | \$ 97,420                           | \$ 89,280         | \$ 1.5790                             | \$ 2.3198                | \$ 1,359.68        | \$ 2,181.74         | \$ 233.77  | \$ -   | \$ 588.30                               | \$ 822.06                                   | \$ 69.36   | \$ 37.08   | \$ 715.62                  |
| Foster, Kevin  | 53-09-13-105-033.000-015 |        | 1B              | N  | \$ 95,000              | \$ 65,500                           | \$ 29,500         | \$ 1.5790                             | \$ 2.3198                | \$ 449.26          | \$ 739.24           | \$ 79.20   | \$ -   | \$ 210.78                               | \$ 289.98                                   | \$ 69.36   | \$ 22.20   | \$ 198.42                  |
| Anderson, Burton Arkell & Mitze Revocable Living Trust                           | 53-09-13-101-033.000-015 |        | 1B              | N  | \$ 152,200             | \$ 81,085                           | \$ 71,115         | \$ 1.5790                             | \$ 2.3198                | \$ 1,085.32        | \$ 1,785.85         | \$ 191.35  | \$ -   | \$ 509.19                               | \$ 700.53                                   | \$ 69.36   | \$ 22.20   | \$ 608.97                  |
| Klofta, Gus  | 53-09-13-104-031.000-015 |        | 1B              | N  | \$ 118,600             | \$ 73,760                           | \$ 44,840         | \$ 1.5790                             | \$ 2.3198                | \$ 682.88          | \$ 1,123.65         | \$ 120.40  | \$ -   | \$ 320.38                               | \$ 440.77                                   | \$ 69.36   | \$ 22.20   | \$ 349.21                  |
| Payne, Carl Richard Revocable Trust  | 53-09-13-404-039.000-015 |        | 1B              | N  | \$ 269,700             | \$ 126,645                          | \$ 143,055        | \$ 1.5790                             | \$ 2.3198                | \$ 2,178.62        | \$ 3,174.94         | \$ 340.18  | \$ -   | \$ 656.14                               | \$ 996.32                                   | \$ -   | \$ -   | \$ 996.32                  |
| Hartssock, Leslie S & Tammie L   | 53-09-13-404-016.000-015 |        | 1B              | N  | \$ 156,600             | \$ 87,060                           | \$ 69,540         | \$ 1.5790                             | \$ 2.3198                | \$ 1,059.04        | \$ 1,742.61         | \$ 186.71  | \$ -   | \$ 496.86                               | \$ 683.57                                   | \$ 69.36   | \$ 22.20   | \$ 592.01                  |
| Haro, Lilia M  | 53-09-13-404-055.000-015 |        | 1B              | N  | \$ 136,500             | \$ 79,850                           | \$ 56,650         | \$ 1.5790                             | \$ 2.3198                | \$ 862.72          | \$ 1,419.58         | \$ 152.10  | \$ -   | \$ 404.77                               | \$ 556.86                                   | \$ -   | \$ -   | \$ 556.86                  |
| Williams, Steven D & Evans, Stacey E   | 53-09-13-407-003.000-015 | 1129   | 1B              | N  | \$ 125,200             | \$ -                                | \$ 125,200        | \$ 1.5790                             | \$ 2.3198                | \$ 1,976.92        | \$ 2,939.52         | \$ 314.95  | \$ -   | \$ 647.65                               | \$ 962.60                                   | \$ 69.36   | \$ 22.20   | \$ 871.04                  |
| Richardson, Vivian L & Melton, Walter Jr   | 53-09-13-103-007.000-015 |        | 1B              | N  | \$ 116,700             | \$ 73,095                           | \$ 43,605         | \$ 1.5790                             | \$ 2.3198                | \$ 664.08          | \$ 1,092.71         | \$ 117.08  | \$ -   | \$ 311.54                               | \$ 428.63                                   | \$ 69.36   | \$ 14.76   | \$ 344.51                  |
| Hosler, James H. & Victoria A.   | 53-09-13-105-035.000-015 |        | 1B              | N  | \$ 133,900             | \$ 76,115                           | \$ 57,785         | \$ 1.5790                             | \$ 2.3198                | \$ 880.04          | \$ 1,448.03         | \$ 155.14  | \$ -   | \$ 412.85                               | \$ 567.99                                   | \$ 69.36   | \$ 22.20   | \$ 476.43                  |
| Evans, William C & Diana K   | 53-09-13-101-008.000-015 |        | 1B              | N  | \$ 130,000             | \$ 77,750                           | \$ 52,250         | \$ 1.5790                             | \$ 2.3198                | \$ 795.72          | \$ 1,309.33         | \$ 140.29  | \$ -   | \$ 373.32                               | \$ 513.61                                   | \$ 69.36   | \$ 14.76   | \$ 429.49                  |
| Vernon, Norma Joan; Wiesler, Sandra Jean Unversaw;Unversaw, Ralph Allen & Brown, | 53-09-12-402-027.000-015 |        | 1B              | N  | \$ 171,100             | \$ 103,135                          | \$ 67,965         | \$ 1.5790                             | \$ 2.3198                | \$ 1,009.24        | \$ 1,029.42         | \$ -   | \$ -   | \$ 20.18                                | \$ 20.18                                    | \$ 69.36   | \$ 22.20   | \$ (71.38)                 |
| T & S Home Improvements LLC  | 53-09-13-407-013.000-015 |        | 1B              | N  | \$ 28,700              | \$ -                                | \$ 28,700         | \$ 1.5790                             | \$ 2.3198                | \$ 453.16          | \$ 745.67           | \$ 79.89   | \$ -   | \$ 212.62                               | \$ 292.51                                   | \$ -   | \$ -   | \$ 292.51                  |
| Powell, Troy E & Carol J   | 53-09-13-409-015.000-015 | 1790   | 1B              | N  | \$ 170,300             | \$ 91,855                           | \$ 78,445         | \$ 1.5790                             | \$ 2.3198                | \$ 1,194.66        | \$ 1,965.74         | \$ 210.61  | \$ -   | \$ 560.47                               | \$ 771.08                                   | \$ 69.36   | \$ 22.20   | \$ 679.52                  |
| Kidner, Ria Quintana & Jonathan Everett  | 53-09-13-400-059.000-015 |        | 1B              | N  | \$ 195,200             | \$ 100,290                          | \$ 94,910         | \$ 1.5790                             | \$ 2.3198                | \$ 1,445.40        | \$ 2,279.64         | \$ 244.24  | \$ -   | \$ 590.00                               | \$ 834.24                                   | \$ 69.36   | \$ 14.76   | \$ 750.12                  |
| Southern, Wendell L. & Helen J.  | 53-09-13-400-015.000-015 |        | 1B              | N  | \$ 1,400               | \$ -                                | \$ 1,400          | \$ 1.5790                             | \$ 2.3198                | \$ 22.11           | \$ 36.37            | \$ 3.90  | \$ -   | \$ 10.37                                | \$ 14.26                                    | \$ -   | \$ -   | \$ 14.26                   |
| Southern, Wendell L. & Helen J.  | 53-09-13-400-079.000-015 |        | 1B              | N  | \$ 1,900               | \$ -                                | \$ 1,900          | \$ 1.5790                             | \$ 2.3198                | \$ 30.00           | \$ 49.37            | \$ 5.29  | \$ -   | \$ 14.08                                | \$ 19.37                                    | \$ -   | \$ -   | \$ 19.37                   |
| Southern, Wendell L. & Helen J.  | 53-09-13-400-078.000-015 |        | 1B              | N  | \$ 1,500               | \$ -                                | \$ 1,500          | \$ 1.5790                             | \$ 2.3198                | \$ 23.68           | \$ 38.97            | \$ 4.18  | \$ -   | \$ 11.12                                | \$ 15.29                                    | \$ -   | \$ -   | \$ 15.29                   |

# City of Bloomington



## Area #1B: South-West Annexation Area - Tax Impacts Analysis

Note (1): This section shows the inc/(dec) in tax bills due to differences between township fire protection rates and the Monroe Fire Protection District fire rate

| Owner Name  | Parcel #                 | Waiver | Annexation Area | AG | 2020 Pay 2021 Gross AV | 2020 Pay 2021 Deductions /Exemptions | 2020 Pay 2021 NAV | Pre-Annex 2020 Pay 2021 Prop Tax Rate | Post-Annex Prop Tax Rate | Pre-Annex Tax Bill | Post-Annex Tax Bill | Net Tax Bill Increase Due Solely to AV Growth (12% - Aggregate over 4 years) | Net Tax Bill Increase Due to Difference Between Fire Rates (1) | Net Tax Bill Increase Due to Annexation | Total Post-Annexation Net Tax Bill Increase | Benefit 1 Yearly Sewer Bill Savings (@ 4000 Gal/Month) | Benefit 2 Yearly Fire Protection (Water Surcharge) Savings | Post-Annex Tax Bill Inc/(Dec) Net of Benefits |
|---|--------------------------|--------|-----------------|----|------------------------|--------------------------------------|-------------------|---------------------------------------|--------------------------|--------------------|---------------------|--|--|---|---|--|--|---|
| Abbott, Jerry Francis & Velma Darlene Revocable Trust | 53-09-13-400-048.000-015 |        | 1B              | N  | \$ 19,300              | \$ -                                 | \$ 19,300         | \$ 1.5790                             | \$ 2.3198                | \$ 304.76          | \$ 501.45           | \$ 53.73   | \$ -   | \$ 142.96                               | \$ 196.69                                   | \$ -   | \$ -   | \$ 196.69                                     |
| Bennett, Fredrick E; Pierson-Bennett, Latanya M       | 53-09-13-400-076.000-015 |        | 1B              | N  | \$ 145,500             | \$ 83,175                            | \$ 62,325         | \$ 1.5790                             | \$ 2.3198                | \$ 949.16          | \$ 1,561.80         | \$ 167.34  | \$ -   | \$ 445.30                               | \$ 612.64                                   | \$ -   | \$ -   | \$ 612.64                                     |
| Wells, Richard Dale                                   | 53-09-13-400-040.000-015 |        | 1B              | N  | \$ 1,400               | \$ -                                 | \$ 1,400          | \$ 1.5790                             | \$ 2.3198                | \$ 22.11           | \$ 36.37            | \$ 3.90  | \$ -   | \$ 10.37                                | \$ 14.26                                    | \$ -   | \$ -   | \$ 14.26                                      |
| State of Indiana                                      | 53-09-13-400-019.000-015 | 1636   | 1B              | N  | \$ -                   | \$ -                                 | \$ -              | \$ 1.5790                             | \$ 2.3198                | \$ -               | \$ -                | \$ -   | \$ -   | \$ -                                    | \$ -  | \$ -   | \$ -   | \$ -  |
| Cardosa, Simone E; Toney, Allison R                   | 53-09-13-402-008.000-015 | 1629   | 1B              | N  | \$ 164,700             | \$ 89,895                            | \$ 74,805         | \$ 1.5790                             | \$ 2.3198                | \$ 1,139.22        | \$ 1,874.54         | \$ 200.85  | \$ -   | \$ 534.47                               | \$ 735.32                                   | \$ 69.36   | \$ 22.20   | \$ 643.76                                     |
| Smith, Donald E & Beverly J Trust                     | 53-09-12-402-033.000-015 | 1188   | 1B              | N  | \$ 162,100             | \$ 85,985                            | \$ 76,115         | \$ 1.5790                             | \$ 2.3198                | \$ 1,159.18        | \$ 1,897.62         | \$ 203.32  | \$ -   | \$ 535.12                               | \$ 738.44                                   | \$ 69.36   | \$ 22.20   | \$ 646.88                                     |
| State of Indiana                                      | 53-09-13-400-007.000-015 |        | 1B              | N  | \$ -                   | \$ -                                 | \$ -              | \$ 1.5790                             | \$ 2.3198                | \$ -               | \$ -                | \$ -   | \$ -   | \$ -                                    | \$ -  | \$ -   | \$ -   | \$ -  |
| Jones, Jeffrey S                                      | 53-09-13-102-026.000-015 |        | 1B              | N  | \$ 101,400             | \$ -                                 | \$ 101,400        | \$ 1.5790                             | \$ 2.3198                | \$ 1,601.12        | \$ 2,380.73         | \$ 255.08  | \$ -   | \$ 524.53                               | \$ 779.61                                   | \$ 69.36   | \$ 14.76   | \$ 695.49                                     |
| Taylor, Pilar   | 53-09-12-402-038.000-015 |        | 1B              | N  | \$ 200,300             | \$ 102,355                           | \$ 97,945         | \$ 1.5790                             | \$ 2.3198                | \$ 1,491.64        | \$ 2,348.99         | \$ 251.67  | \$ -   | \$ 605.68                               | \$ 857.35                                   | \$ 69.36   | \$ 14.76   | \$ 773.23                                     |
| Bowlen, Tara L & Andrew B                             | 53-09-13-103-002.000-015 |        | 1B              | N  | \$ 153,700             | \$ 86,045                            | \$ 67,655         | \$ 1.5790                             | \$ 2.3198                | \$ 1,030.32        | \$ 1,695.37         | \$ 181.65  | \$ -   | \$ 483.39                               | \$ 665.05                                   | \$ 69.36   | \$ 14.76   | \$ 580.93                                     |
| Jones, Tami   | 53-09-13-105-015.000-015 |        | 1B              | N  | \$ 108,200             | \$ 70,120                            | \$ 38,080         | \$ 1.5790                             | \$ 2.3198                | \$ 579.92          | \$ 954.26           | \$ 102.25  | \$ -   | \$ 272.09                               | \$ 374.34                                   | \$ 69.36   | \$ 14.76   | \$ 290.22                                     |
| Mugford, Amy D & Floyd; Kappel, Katrina               | 53-08-17-405-025.000-008 |        | 1B              | N  | \$ 314,600             | \$ 142,360                           | \$ 172,240        | \$ 1.5437                             | \$ 2.2845                | \$ 2,564.60        | \$ 3,709.30         | \$ 397.43  | \$ -   | \$ 747.27                               | \$ 1,144.70                                 | \$ 69.36   | \$ 22.20   | \$ 1,053.14                                   |
| Young, Linda A Trust                                  | 53-08-17-405-031.000-008 |        | 1B              | N  | \$ 222,600             | \$ 107,160                           | \$ 115,440        | \$ 1.5437                             | \$ 2.2845                | \$ 1,718.86        | \$ 2,617.63         | \$ 280.46  | \$ -   | \$ 618.31                               | \$ 898.77                                   | \$ 69.36   | \$ 22.20   | \$ 807.21                                     |
| Ramey, Kent Emerson & Case, Tina Lee                  | 53-08-17-405-021.000-008 |        | 1B              | N  | \$ 253,500             | \$ 120,625                           | \$ 132,875        | \$ 1.5437                             | \$ 2.2845                | \$ 1,978.46        | \$ 2,971.31         | \$ 318.36  | \$ -   | \$ 674.50                               | \$ 992.85                                   | \$ 69.36   | \$ 22.20   | \$ 901.29                                     |
| Goble, Tyler S  | 53-08-17-405-032.000-008 |        | 1B              | N  | \$ 221,500             | \$ 109,775                           | \$ 111,725        | \$ 1.5437                             | \$ 2.2845                | \$ 1,663.54        | \$ 2,601.30         | \$ 278.71  | \$ -   | \$ 659.05                               | \$ 937.76                                   | \$ 69.36   | \$ 22.20   | \$ 846.20                                     |
| Heckler, Tara K & Adam K                              | 53-08-17-405-005.000-008 |        | 1B              | N  | \$ 230,000             | \$ 112,750                           | \$ 117,250        | \$ 1.5437                             | \$ 2.2845                | \$ 1,745.80        | \$ 2,702.46         | \$ 289.55  | \$ -   | \$ 667.11                               | \$ 956.66                                   | \$ 69.36   | \$ 22.20   | \$ 865.10                                     |
| Aslami, Syd Sulman                                    | 53-08-17-405-006.000-008 |        | 1B              | N  | \$ 185,200             | \$ 97,070                            | \$ 88,130         | \$ 1.5437                             | \$ 2.2845                | \$ 1,312.22        | \$ 2,169.30         | \$ 232.43  | \$ -   | \$ 624.65                               | \$ 857.08                                   | \$ 69.36   | \$ 22.20   | \$ 765.52                                     |
| Moore, Maurice Duane & Denise A                       | 53-08-17-405-009.000-008 |        | 1B              | N  | \$ 254,300             | \$ 117,905                           | \$ 136,395        | \$ 1.5437                             | \$ 2.2845                | \$ 2,031.42        | \$ 3,008.57         | \$ 322.34  | \$ -   | \$ 654.81                               | \$ 977.15                                   | \$ 69.36   | \$ 22.20   | \$ 885.59                                     |
| Weakly, Joshua Robert & Rachel V                      | 53-08-17-405-011.000-008 |        | 1B              | N  | \$ 225,200             | \$ 111,070                           | \$ 114,130        | \$ 1.5437                             | \$ 2.2845                | \$ 1,699.36        | \$ 2,645.34         | \$ 283.44  | \$ -   | \$ 662.55                               | \$ 945.98                                   | \$ 69.36   | \$ 22.20   | \$ 854.42                                     |
| Baugh, Laura M  | 53-08-17-405-010.000-008 |        | 1B              | N  | \$ 198,400             | \$ 98,690                            | \$ 99,710         | \$ 1.5437                             | \$ 2.2845                | \$ 1,484.64        | \$ 2,329.62         | \$ 249.60  | \$ -   | \$ 595.38                               | \$ 844.98                                   | \$ 69.36   | \$ 22.20   | \$ 753.42                                     |
| Kirtland, John W & Sharon V                           | 53-08-17-405-013.000-008 |        | 1B              | N  | \$ 226,000             | \$ 108,350                           | \$ 117,650        | \$ 1.5437                             | \$ 2.2845                | \$ 1,751.76        | \$ 2,658.09         | \$ 284.80  | \$ -   | \$ 621.54                               | \$ 906.33                                   | \$ 69.36   | \$ 22.20   | \$ 814.77                                     |
| Clarke, Lisa R  | 53-08-17-405-017.000-008 |        | 1B              | N  | \$ 204,900             | \$ 103,860                           | \$ 101,040        | \$ 1.5437                             | \$ 2.2845                | \$ 1,504.44        | \$ 2,400.50         | \$ 257.20  | \$ -   | \$ 638.86                               | \$ 896.06                                   | \$ 69.36   | \$ 22.20   | \$ 804.50                                     |
| McMichael, Lisa                                       | 53-08-17-405-012.000-008 |        | 1B              | N  | \$ 188,200             | \$ 95,120                            | \$ 93,080         | \$ 1.5437                             | \$ 2.2845                | \$ 1,385.92        | \$ 2,208.24         | \$ 236.60  | \$ -   | \$ 585.72                               | \$ 822.32                                   | \$ 69.36   | \$ 22.20   | \$ 730.76                                     |
| Stolz, Jeannette                                      | 53-08-17-405-016.000-008 |        | 1B              | N  | \$ 189,600             | \$ 98,610                            | \$ 90,990         | \$ 1.5437                             | \$ 2.2845                | \$ 1,354.80        | \$ 2,221.66         | \$ 238.04  | \$ -   | \$ 628.82                               | \$ 866.86                                   | \$ 69.36   | \$ 22.20   | \$ 775.30                                     |
| Mellon, Mary R  | 53-08-17-405-019.000-008 |        | 1B              | N  | \$ 211,000             | \$ 106,100                           | \$ 104,900        | \$ 1.5437                             | \$ 2.2845                | \$ 1,561.92        | \$ 2,476.34         | \$ 265.32  | \$ -   | \$ 649.10                               | \$ 914.42                                   | \$ 69.36   | \$ 22.20   | \$ 822.86                                     |
| Joseph Christine LLC                                  | 53-08-17-404-021.000-008 | 2094   | 1B              | N  | \$ 206,200             | \$ -                                 | \$ 206,200        | \$ 1.5437                             | \$ 2.2845                | \$ 3,183.12        | \$ 4,841.28         | \$ 518.71  | \$ -   | \$ 1,139.45                             | \$ 1,658.16                                 | \$ 69.36   | \$ 22.20   | \$ 1,566.60                                   |
| Johnson, Larry Dale                                   | 53-08-17-404-014.000-008 | 2431   | 1B              | N  | \$ 214,300             | \$ 107,150                           | \$ 107,150        | \$ 1.5437                             | \$ 2.2845                | \$ 1,595.42        | \$ 2,512.37         | \$ 269.18  | \$ -   | \$ 647.77                               | \$ 916.95                                   | \$ 69.36   | \$ 22.20   | \$ 825.39                                     |
| American Homes 4 Rent Properties Six LLC              | 53-08-17-404-034.000-008 | 2033   | 1B              | N  | \$ 209,000             | \$ -                                 | \$ 209,000        | \$ 1.5437                             | \$ 2.2845                | \$ 3,226.32        | \$ 4,907.02         | \$ 525.75  | \$ -   | \$ 1,154.95                             | \$ 1,680.70                                 | \$ 69.36   | \$ 22.20   | \$ 1,589.14                                   |
| Gleyze, Jacqueline Susan & Gleyze, Jacques & Lydia    | 53-08-17-404-002.000-008 | 2541   | 1B              | N  | \$ 184,700             | \$ 93,895                            | \$ 90,805         | \$ 1.5437                             | \$ 2.2845                | \$ 1,352.06        | \$ 2,166.59         | \$ 232.14  | \$ -   | \$ 582.39                               | \$ 814.53                                   | \$ 69.36   | \$ 22.20   | \$ 722.97                                     |
| Buuck, John A & Mary E                                | 53-08-17-404-033.000-008 | 2426   | 1B              | N  | \$ 192,200             | \$ 99,520                            | \$ 92,680         | \$ 1.5437                             | \$ 2.2845                | \$ 1,379.96        | \$ 2,252.61         | \$ 241.36  | \$ -   | \$ 631.29                               | \$ 872.65                                   | \$ 69.36   | \$ 22.20   | \$ 781.09                                     |
| Lochmiller, Chad R & Lester, Jessica N                | 53-08-17-404-020.000-008 |        | 1B              | N  | \$ 219,400             | \$ 108,935                           | \$ 110,465        | \$ 1.5437                             | \$ 2.2845                | \$ 1,644.78        | \$ 2,573.07         | \$ 275.69  | \$ -   | \$ 652.60                               | \$ 928.29                                   | \$ 69.36   | \$ 22.20   | \$ 836.73                                     |
| Miller, Mark & Leslie                                 | 53-08-17-404-006.000-008 |        | 1B              | N  | \$ 231,100             | \$ 110,030                           | \$ 121,070        | \$ 1.5437                             | \$ 2.2845                | \$ 1,802.84        | \$ 2,722.89         | \$ 291.73  | \$ -   | \$ 628.31                               | \$ 920.05                                   | \$ 69.36   | \$ 22.20   | \$ 828.49                                     |
| Rall, Christopher & Sue                               | 53-08-17-404-008.000-008 | 2424   | 1B              | N  | \$ 179,100             | \$ -                                 | \$ 179,100        | \$ 1.5437                             | \$ 2.2845                | \$ 2,764.76        | \$ 4,205.01         | \$ 450.54  | \$ -   | \$ 989.71                               | \$ 1,440.25                                 | \$ 69.36   | \$ 22.20   | \$ 1,348.69                                   |
| Koss, Alan & Layer, Errin                             | 53-08-17-404-010.000-008 | 2430   | 1B              | N  | \$ 243,300             | \$ 117,405                           | \$ 125,895        | \$ 1.5437                             | \$ 2.2845                | \$ 1,874.52        | \$ 2,860.74         | \$ 306.50  | \$ -   | \$ 679.72                               | \$ 986.22                                   | \$ 69.36   | \$ 22.20   | \$ 894.66                                     |
| Smelser, William C & Sheila S                         | 53-01-40-379-000.000-008 |        | 1B              | N  | \$ 254,200             | \$ -                                 | \$ 254,200        | \$ 1.5437                             | \$ 2.2845                | \$ 3,924.08        | \$ 5,968.25         | \$ 639.46  | \$ -   | \$ 1,404.71                             | \$ 2,044.17                                 | \$ 69.36   | \$ 14.76   | \$ 1,960.05                                   |
| Board Of Commissioners Of Monroe Co                   | 53-09-13-400-087.000-015 |        | 1B              | N  | \$ -                   | \$ -                                 | \$ -              | \$ 1.5790                             | \$ 2.3198                | \$ -               | \$ -                | \$ -   | \$ -   | \$ -                                    | \$ -  | \$ -   | \$ -   | \$ -  |
| Hernane, Matthew & Allison                            | 53-09-13-400-076.012-015 | 2512   | 1B              | N  | \$ 15,700              | \$ 3,000                             | \$ 12,700         | \$ 1.5790                             | \$ 2.3198                | \$ 200.52          | \$ 329.97           | \$ 35.35   | \$ -   | \$ 94.09                                | \$ 129.45                                   | \$ -   | \$ -   | \$ 129.45                                     |

# City of Bloomington

## Area #1C: South-West Annexation Area - Tax Impacts Analysis

Note (1): This section shows the inc/(dec) in tax bills due to differences between township fire protection rates and the Monroe Fire Protection District fire rate

| Owner Name  | Parcel #                 | Waiver | Annexation Area | AG | 2020 Pay 2021 Gross AV | 2020 Pay 2021 Deductions /Exemptions | 2020 Pay 2021 NAV | Pre-Annex 2020 Pay 2021 Prop Tax Rate | Post-Annex Prop Tax Rate | Pre-Annex Tax Bill | Post-Annex Tax Bill | Net Tax Bill Increase Due Solely to AV Growth (12% - Aggregate over 4 years) | Net Tax Bill Increase Due to Difference Between Fire Rates (1) | Net Tax Bill Increase Due to Annexation | Total Post-Annexation Net Tax Bill Increase | Benefit 1 Yearly Sewer Bill Savings (@ 4000 Gal/Month) | Benefit 2 Yearly Fire Protection (Water Surcharge) Savings | Post-Annex Tax Bill Inc/(Dec) Net of Benefits |
|---|--------------------------|--------|-----------------|----|------------------------|--------------------------------------|-------------------|---------------------------------------|--------------------------|--------------------|---------------------|--|--|---|---|--|--|---|
| Snyder, Jill  | 53-09-13-300-016.000-015 |        | 1C              | N  | \$ 187,300             | \$ 96,335                            | \$ 90,965         | \$ 1.5790                             | \$ 2.3198                | \$ 1,386.00        | \$ 2,178.72         | \$ 233.44  | \$ -   | \$ 559.28                               | \$ 792.72                                   | \$ 69.36   | \$ 14.76   | \$ 708.60                                     |
| Guevara-Viveros, Jose: Leon-Viveros, Ana Rosa           | 53-09-13-202-025.000-015 | 1568   | 1C              | N  | \$ 147,100             | \$ 1,900                             | \$ 145,200        | \$ 1.5790                             | \$ 2.3198                | \$ 2,292.72        | \$ 3,451.65         | \$ 369.82  | \$ -   | \$ 789.11                               | \$ 1,158.93                                 | \$ -   | \$ -   | \$ 1,158.93                                   |
| Teague, Heather Lynn                                    | 53-09-13-202-017.000-015 | 1568   | 1C              | N  | \$ 85,000              | \$ 62,000                            | \$ 23,000         | \$ 1.5790                             | \$ 2.3198                | \$ 350.28          | \$ 576.35           | \$ 61.75   | \$ -   | \$ 164.32                               | \$ 226.07                                   | \$ 69.36   | \$ 22.20   | \$ 134.51                                     |
| Robertson, Paula M                                      | 53-09-13-202-016.000-015 | 1568   | 1C              | N  | \$ 77,500              | \$ 56,130                            | \$ 21,370         | \$ 1.5790                             | \$ 2.3198                | \$ 325.84          | \$ 536.15           | \$ 57.44   | \$ -   | \$ 152.87                               | \$ 210.31                                   | \$ 69.36   | \$ 22.20   | \$ 118.75                                     |
| Mullis, Larry K & Harriet                               | 53-09-13-202-007.000-015 | 1568   | 1C              | N  | \$ 95,900              | \$ 61,695                            | \$ 34,205         | \$ 1.5790                             | \$ 2.3198                | \$ 522.72          | \$ 860.10           | \$ 92.16   | \$ -   | \$ 245.22                               | \$ 337.38                                   | \$ 69.36   | \$ 22.20   | \$ 245.82                                     |
| Coddington, Beverly A                                   | 53-09-13-202-022.000-015 | 1568   | 1C              | N  | \$ 95,500              | \$ 76,675                            | \$ 18,825         | \$ 1.5790                             | \$ 2.3198                | \$ 272.08          | \$ 283.64           | \$ -   | \$ 53.46   | \$ 5.56                                 | \$ 5.56                                     | \$ 69.36   | \$ 22.20   | \$ (86.00)                                    |
| Jenkins, Kimberly M & Kevin L                           | 53-09-13-202-015.000-015 | 1568   | 1C              | N  | \$ 87,300              | \$ 62,805                            | \$ 24,495         | \$ 1.5790                             | \$ 2.3198                | \$ 373.04          | \$ 613.80           | \$ 65.76   | \$ 115.68  | \$ 175.01                               | \$ 240.76                                   | \$ 69.36   | \$ 22.20   | \$ 149.20                                     |
| Montgomery, Amanda R & John F                           | 53-09-13-202-005.000-015 | 1568   | 1C              | N  | \$ 107,600             | \$ 69,910                            | \$ 37,690         | \$ 1.5790                             | \$ 2.3198                | \$ 574.00          | \$ 944.48           | \$ 101.20  | \$ -   | \$ 269.29                               | \$ 370.48                                   | \$ 69.36   | \$ 22.20   | \$ 278.92                                     |
| Kinser, Braden L  | 53-09-13-202-024.000-015 | 1568   | 1C              | N  | \$ 80,500              | \$ 60,425                            | \$ 20,075         | \$ 1.5790                             | \$ 2.3198                | \$ 305.72          | \$ 503.05           | \$ 53.90   | \$ -   | \$ 143.44                               | \$ 197.33                                   | \$ 69.36   | \$ 22.20   | \$ 105.77                                     |
| Jones, Jerri A  | 53-09-13-202-010.000-015 | 1568   | 1C              | N  | \$ 88,200              | \$ 58,265                            | \$ 29,935         | \$ 1.5790                             | \$ 2.3198                | \$ 458.88          | \$ 755.03           | \$ 80.89   | \$ -   | \$ 215.26                               | \$ 296.15                                   | \$ 69.36   | \$ 22.20   | \$ 204.59                                     |
| Ramirez, Eduardo Hurtado & Belinda Johnson-Hurtado      | 53-09-13-202-011.000-015 | 1568   | 1C              | N  | \$ 72,900              | \$ 56,946                            | \$ 15,954         | \$ 1.5790                             | \$ 2.3198                | \$ 242.96          | \$ 399.77           | \$ 42.82   | \$ -   | \$ 113.99                               | \$ 156.81                                   | \$ 69.36   | \$ 22.20   | \$ 65.25                                      |
| Parks, Gregory D  | 53-09-13-202-013.000-015 | 1568   | 1C              | N  | \$ 82,400              | \$ -                                 | \$ 82,400         | \$ 1.5790                             | \$ 2.3198                | \$ 1,301.10        | \$ 1,934.63         | \$ 207.28  | \$ -   | \$ 426.25                               | \$ 633.53                                   | \$ 69.36   | \$ 22.20   | \$ 541.97                                     |
| Carpenter, Kimberly J                                   | 53-09-13-202-010.000-015 | 1568   | 1C              | N  | \$ 84,800              | \$ 61,930                            | \$ 22,870         | \$ 1.5790                             | \$ 2.3198                | \$ 348.30          | \$ 573.10           | \$ 61.40   | \$ -   | \$ 163.40                               | \$ 224.80                                   | \$ 69.36   | \$ 22.20   | \$ 133.24                                     |
| Wilson, Paula L   | 53-09-13-202-020.000-015 | 1568   | 1C              | N  | \$ 73,100              | \$ 71,094                            | \$ 2,006          | \$ 1.5790                             | \$ 2.3198                | \$ 30.56           | \$ 31.17            | \$ -   | \$ -   | \$ 0.61                                 | \$ 0.61                                     | \$ 69.36   | \$ 22.20   | \$ (90.95)                                    |
| Siedl, Kenneth L & Carla Y                              | 53-09-13-202-019.000-015 | 1568   | 1C              | N  | \$ 79,600              | \$ 60,110                            | \$ 19,490         | \$ 1.5790                             | \$ 2.3198                | \$ 296.82          | \$ 488.40           | \$ 52.33   | \$ -   | \$ 139.25                               | \$ 191.58                                   | \$ 69.36   | \$ 22.20   | \$ 100.02                                     |
| Walker, Charles R                                       | 53-09-13-200-016.000-015 | 1568   | 1C              | N  | \$ 83,600              | \$ 83,600                            | \$ -              | \$ 1.5790                             | \$ 2.3198                | \$ -               | \$ -                | \$ -   | \$ -   | \$ -                                    | \$ -  | \$ 69.36   | \$ 22.20   | \$ (91.56)                                    |
| McKee, Jamie Lynn                                       | 53-09-13-200-026.000-015 | 1568   | 1C              | N  | \$ 77,000              | \$ 59,200                            | \$ 17,800         | \$ 1.5790                             | \$ 2.3198                | \$ 271.08          | \$ 446.05           | \$ 47.79   | \$ -   | \$ 127.18                               | \$ 174.97                                   | \$ 69.36   | \$ 22.20   | \$ 83.41                                      |
| Spencer, Sonya & John                                   | 53-09-13-200-015.000-015 | 1568   | 1C              | N  | \$ 99,200              | \$ 66,970                            | \$ 32,230         | \$ 1.5790                             | \$ 2.3198                | \$ 490.84          | \$ 807.66           | \$ 86.54   | \$ -   | \$ 230.28                               | \$ 316.82                                   | \$ 69.36   | \$ 22.20   | \$ 225.26                                     |
| Burris, James I & Eula F                                | 53-09-13-200-022.000-015 | 1568   | 1C              | N  | \$ 137,000             | \$ 80,200                            | \$ 56,800         | \$ 1.5790                             | \$ 2.3198                | \$ 865.02          | \$ 1,423.35         | \$ 152.50  | \$ -   | \$ 405.83                               | \$ 558.33                                   | \$ 69.36   | \$ 22.20   | \$ 466.77                                     |
| Logan, Laura A & Patricia A                             | 53-09-13-200-012.000-015 | 1568   | 1C              | N  | \$ 89,900              | \$ -                                 | \$ 89,900         | \$ 1.5790                             | \$ 2.3198                | \$ 1,419.52        | \$ 2,110.72         | \$ 226.15  | \$ -   | \$ 465.05                               | \$ 691.20                                   | \$ 69.36   | \$ 22.20   | \$ 599.64                                     |
| Wray, Dennis D & Janice E                               | 53-09-13-200-021.000-015 | 2078   | 1C              | N  | \$ 87,200              | \$ 62,700                            | \$ 24,500         | \$ 1.5790                             | \$ 2.3198                | \$ 373.12          | \$ 613.94           | \$ 65.78   | \$ -   | \$ 175.04                               | \$ 240.82                                   | \$ 69.36   | \$ 22.20   | \$ 149.26                                     |
| Varvel, Patrick John & Brown, Kelly Lynn                | 53-09-13-200-011.000-015 | 1568   | 1C              | N  | \$ 81,800              | \$ -                                 | \$ 81,800         | \$ 1.5790                             | \$ 2.3198                | \$ 1,291.62        | \$ 1,920.55         | \$ 205.77  | \$ -   | \$ 423.15                               | \$ 628.93                                   | \$ 69.36   | \$ 22.20   | \$ 537.37                                     |
| Johnson, Rodney & Nakia Wells                           | 53-09-13-200-020.000-015 | 1568   | 1C              | N  | \$ 109,500             | \$ 70,575                            | \$ 38,925         | \$ 1.5790                             | \$ 2.3198                | \$ 592.80          | \$ 975.42           | \$ 104.51  | \$ -   | \$ 278.11                               | \$ 382.62                                   | \$ 69.36   | \$ 22.20   | \$ 291.06                                     |
| Porter, Barbara   | 53-09-13-200-036.000-015 | 1568   | 1C              | N  | \$ 76,000              | \$ -                                 | \$ 76,000         | \$ 1.5790                             | \$ 2.3198                | \$ 1,200.04        | \$ 1,784.37         | \$ 191.18  | \$ -   | \$ 393.15                               | \$ 584.33                                   | \$ 69.36   | \$ 22.20   | \$ 492.77                                     |
| Santiago, Oscar De & Maria Del Carmen Garcia            | 53-09-13-200-049.000-015 | 1568   | 1C              | N  | \$ 137,300             | \$ 80,305                            | \$ 56,995         | \$ 1.5790                             | \$ 2.3198                | \$ 868.00          | \$ 1,428.23         | \$ 153.02  | \$ -   | \$ 407.21                               | \$ 560.23                                   | \$ 69.36   | \$ 22.20   | \$ 468.67                                     |
| Fuller, Andrew W & Chelsea D                            | 53-09-13-200-068.000-015 | 1568   | 1C              | N  | \$ 115,700             | \$ 72,745                            | \$ 42,955         | \$ 1.5790                             | \$ 2.3198                | \$ 654.16          | \$ 1,076.41         | \$ 115.34  | \$ -   | \$ 306.91                               | \$ 422.25                                   | \$ 69.36   | \$ 22.20   | \$ 330.69                                     |
| DeSantiago - Moreno, Manuel De Jesus & Elva             | 53-09-13-200-067.000-015 | 1568   | 1C              | N  | \$ 141,100             | \$ 81,635                            | \$ 59,465         | \$ 1.5790                             | \$ 2.3198                | \$ 905.60          | \$ 1,490.14         | \$ 159.66  | \$ -   | \$ 424.88                               | \$ 584.54                                   | \$ 69.36   | \$ 22.20   | \$ 492.98                                     |
| Castillo, Jannamaire                                    | 53-09-13-200-066.027-015 | 1568   | 1C              | N  | \$ 180,000             | \$ 81,880                            | \$ 98,120         | \$ 1.5790                             | \$ 2.3198                | \$ 1,514.04        | \$ 2,491.26         | \$ 266.91  | \$ -   | \$ 710.31                               | \$ 977.22                                   | \$ 69.36   | \$ 22.20   | \$ 885.66                                     |
| Vidaurre, Jesus & Perla Rodriguez De                    | 53-09-13-200-066.028-015 | 1568   | 1C              | N  | \$ 139,800             | \$ 81,180                            | \$ 58,620         | \$ 1.5790                             | \$ 2.3198                | \$ 892.74          | \$ 1,468.95         | \$ 157.38  | \$ -   | \$ 418.83                               | \$ 576.21                                   | \$ 69.36   | \$ 22.20   | \$ 484.65                                     |
| Perry, Joni L   | 53-09-13-200-066.029-015 | 1568   | 1C              | N  | \$ 142,900             | \$ 79,265                            | \$ 63,635         | \$ 1.5790                             | \$ 2.3198                | \$ 969.12          | \$ 1,594.63         | \$ 170.85  | \$ -   | \$ 454.66                               | \$ 625.51                                   | \$ 69.36   | \$ 22.20   | \$ 533.95                                     |
| Bogue, Kristin L  | 53-09-13-200-066.030-015 | 1568   | 1C              | N  | \$ 133,700             | \$ 79,045                            | \$ 54,655         | \$ 1.5790                             | \$ 2.3198                | \$ 832.36          | \$ 1,369.60         | \$ 146.75  | \$ -   | \$ 390.49                               | \$ 537.24                                   | \$ 69.36   | \$ 22.20   | \$ 445.68                                     |
| Valkyrie, Samantha A                                    | 53-09-13-200-066.031-015 | 1568   | 1C              | N  | \$ 122,800             | \$ 75,230                            | \$ 47,570         | \$ 1.5790                             | \$ 2.3198                | \$ 724.46          | \$ 1,192.05         | \$ 127.71  | \$ -   | \$ 339.88                               | \$ 467.59                                   | \$ 69.36   | \$ 22.20   | \$ 376.03                                     |
| Knight, Bennie  | 53-09-13-300-009.000-015 |        | 1C              | N  | \$ 112,800             | \$ -                                 | \$ 112,800        | \$ 1.5790                             | \$ 2.3198                | \$ 1,781.12        | \$ 2,658.14         | \$ 284.80  | \$ -   | \$ 592.22                               | \$ 877.02                                   | \$ 69.36   | \$ 22.20   | \$ 785.46                                     |
| Blyly, Ryan E.  | 53-09-13-300-004.000-015 |        | 1C              | N  | \$ 253,200             | \$ 114,080                           | \$ 139,120        | \$ 1.5790                             | \$ 2.3198                | \$ 2,127.90        | \$ 3,177.01         | \$ 340.39  | \$ -   | \$ 708.72                               | \$ 1,049.11                                 | \$ 69.36   | \$ 22.20   | \$ 957.55                                     |
| Urbina-Hernandez, Noe & Flores, Araceli Rivas, Gloria G | 53-09-13-200-066.032-015 | 1568   | 1C              | N  | \$ 133,700             | \$ 79,045                            | \$ 54,655         | \$ 1.5790                             | \$ 2.3198                | \$ 832.36          | \$ 1,369.60         | \$ 146.75  | \$ -   | \$ 390.49                               | \$ 537.24                                   | \$ 69.36   | \$ 22.20   | \$ 445.68                                     |
| Garcia-Sanchez, Ismael & Paredes-Rodriguez, Sarah       | 53-09-13-200-066.033-015 | 1568   | 1C              | N  | \$ 136,100             | \$ 79,885                            | \$ 56,215         | \$ 1.5790                             | \$ 2.3198                | \$ 856.12          | \$ 1,408.70         | \$ 150.94  | \$ -   | \$ 401.64                               | \$ 552.58                                   | \$ 69.36   | \$ 22.20   | \$ 461.02                                     |
| Lawson, Paula J   | 53-09-13-200-066.034-015 | 1568   | 1C              | N  | \$ 142,900             | \$ 79,265                            | \$ 63,635         | \$ 1.5790                             | \$ 2.3198                | \$ 969.12          | \$ 1,594.63         | \$ 170.85  | \$ -   | \$ 454.66                               | \$ 625.51                                   | \$ 69.36   | \$ 22.20   | \$ 533.95                                     |
| Evans, Jesse W  | 53-09-13-200-066.035-015 | 1568   | 1C              | N  | \$ 142,900             | \$ 79,265                            | \$ 63,635         | \$ 1.5790                             | \$ 2.3198                | \$ 969.12          | \$ 1,594.63         | \$ 170.85  | \$ -   | \$ 454.66                               | \$ 625.51                                   | \$ 69.36   | \$ 22.20   | \$ 533.95                                     |
| Shore, Lisa   | 53-09-13-200-066.036-015 | 1568   | 1C              | N  | \$ 118,400             | \$ 73,690                            | \$ 44,710         | \$ 1.5790                             | \$ 2.3198                | \$ 680.90          | \$ 1,120.38         | \$ 120.04  | \$ -   | \$ 319.45                               | \$ 439.48                                   | \$ 69.36   | \$ 22.20   | \$ 347.92                                     |
| Hunt, Melissa   | 53-09-13-200-066.037-015 | 1568   | 1C              | N  | \$ 123,000             | \$ 87,465                            | \$ 35,535         | \$ 1.5790                             | \$ 2.3198                | \$ 541.16          | \$ 890.46           | \$ 95.40   | \$ -   | \$ 253.90                               | \$ 349.30                                   | \$ 69.36   | \$ 22.20   | \$ 257.74                                     |
| Lentz, Linda  | 53-09-13-200-066.038-015 | 1568   | 1C              | N  | \$ 143,400             | \$ 82,440                            | \$ 60,960         | \$ 1.5790                             | \$ 2.3198                | \$ 928.38          | \$ 1,527.60         | \$ 163.67  | \$ -   | \$ 435.55                               | \$ 599.22                                   | \$ 69.36   | \$ 22.20   | \$ 507.66                                     |
|   | 53-09-13-200-066.039-015 | 1568   | 1C              | N  | \$ 122,100             | \$ 74,985                            | \$ 47,115         | \$ 1.5790                             | \$ 2.3198                | \$ 717.52          | \$ 1,180.66         | \$ 126.50  | \$ -   | \$ 336.63                               | \$ 463.14                                   | \$ 69.36   | \$ 22.20   | \$ 371.58                                     |
| Cedar Chase Community Association INC                   | 53-09-13-200-066.040-015 | 1568   | 1C              | N  | \$ 1,900               | \$ -                                 | \$ 1,900          | \$ 1.5790                             | \$ 2.3198                | \$ 30.00           | \$ 49.37            | \$ 5.29  | \$ -   | \$ 14.08                                | \$ 19.37                                    | \$ -   | \$ -   | \$ 19.37                                      |
| Cedar Chase Community Association INC                   | 53-09-13-200-066.041-015 | 1568   | 1C              | N  | \$ 1,900               | \$ -                                 | \$ 1,900          | \$ 1.5790                             | \$ 2.3198                | \$ 30.00           | \$ 49.37            | \$ 5.29  | \$ -   | \$ 14.08                                | \$ 19.37                                    | \$ -   | \$ -   | \$ 19.37                                      |

# City of Bloomington

## Area #1C: South-West Annexation Area - Tax Impacts Analysis



Note (1): This section shows the inc/(dec) in tax bills due to differences between township fire protection rates and the Monroe Fire Protection District fire rate

| Owner Name                                       | Parcel #                 | Waiver | Annexation Area | AG | 2020 Pay 2021 Gross AV | 2020 Pay 2021 Deductions /Exemptions | 2020 Pay 2021 NAV | Pre-Annex 2021 Prop Tax Rate | Post-Annex Prop Tax Rate | Pre-Annex Tax Bill | Post-Annex Tax Bill | Net Tax Bill Increase Due Solely to AV Growth (12% - Aggregate over 4 years) | Net Tax Bill Increase Due to Difference Between Fire Rates (1) | Net Tax Bill Increase Due to Annexation | Total Post-Annexation Net Tax Bill Increase | Benefit 1 Yearly Sewer Bill Savings (@ 4000 Gal/Month) | Benefit 2 Yearly Fire Protection (Water Surcharge) Savings | Post-Annex Tax Bill Inc/(Dec) Net of Benefits |
|--|--------------------------|--------|-----------------|----|------------------------|--------------------------------------|-------------------|------------------------------|--------------------------|--------------------|---------------------|--|--|---|---|--|--|---|
| Vest, Kabrina R                                  | 53-09-13-200-066.042-015 | 1568   | 1C              | N  | \$ 135,300             | \$ 79,605                            | \$ 55,695         | \$ 1.5790                    | \$ 2.3198                | \$ 848.20          | \$ 1,395.65         | \$ 149.53  | \$ -   | \$ 397.93                               | \$ 547.45                                   | \$ 69.36   | \$ 22.20   | \$ 455.89                                     |
| Rogers, Noah & Natasha                           | 53-09-13-200-066.043-015 | 1568   | 1C              | N  | \$ 132,300             | \$ 78,450                            | \$ 53,850         | \$ 1.5790                    | \$ 2.3198                | \$ 820.08          | \$ 1,349.42         | \$ 144.58  | \$ -   | \$ 384.76                               | \$ 529.34                                   | \$ 69.36   | \$ 22.20   | \$ 437.78                                     |
| Zaragoza-Reyes, Eliseo & Reyes-Sanchez, Brenda   | 53-09-13-200-066.044-015 | 1568   | 1C              | N  | \$ 132,600             | \$ 78,660                            | \$ 53,940         | \$ 1.5790                    | \$ 2.3198                | \$ 821.46          | \$ 1,351.68         | \$ 144.83  | \$ -   | \$ 385.39                               | \$ 530.22                                   | \$ 69.36   | \$ 22.20   | \$ 438.66                                     |
| Segura-Silva, Emanuel & Blanca Reyes-Sanchez     | 53-09-13-200-066.045-015 | 1568   | 1C              | N  | \$ 123,200             | \$ 75,370                            | \$ 47,830         | \$ 1.5790                    | \$ 2.3198                | \$ 728.42          | \$ 1,198.58         | \$ 128.43  | \$ -   | \$ 341.73                               | \$ 470.16                                   | \$ 69.36   | \$ 22.20   | \$ 378.60                                     |
| Wright, Faith                                    | 53-09-13-200-066.046-015 | 1568   | 1C              | N  | \$ 145,700             | \$ 83,245                            | \$ 62,455         | \$ 1.5790                    | \$ 2.3198                | \$ 951.14          | \$ 1,565.07         | \$ 167.69  | \$ -   | \$ 446.24                               | \$ 613.93                                   | \$ 69.36   | \$ 22.20   | \$ 522.37                                     |
| Horn, Crystal                                    | 53-09-13-200-066.047-015 | 1568   | 1C              | N  | \$ 118,400             | \$ 73,690                            | \$ 44,710         | \$ 1.5790                    | \$ 2.3198                | \$ 680.90          | \$ 1,120.38         | \$ 120.04  | \$ -   | \$ 319.45                               | \$ 439.48                                   | \$ 69.36   | \$ 22.20   | \$ 347.92                                     |
| Mosier, Ryan P & Amanda D                        | 53-09-13-200-066.048-015 | 1568   | 1C              | N  | \$ 136,000             | \$ 76,850                            | \$ 59,150         | \$ 1.5790                    | \$ 2.3198                | \$ 900.80          | \$ 1,482.23         | \$ 158.81  | \$ -   | \$ 422.62                               | \$ 581.43                                   | \$ 69.36   | \$ 22.20   | \$ 489.87                                     |
| Rivera, Carrie B                                 | 53-09-13-200-066.049-015 | 1568   | 1C              | N  | \$ 120,600             | \$ 86,940                            | \$ 33,660         | \$ 1.5790                    | \$ 2.3198                | \$ 512.62          | \$ 843.49           | \$ 90.37   | \$ -   | \$ 240.50                               | \$ 330.87                                   | \$ 69.36   | \$ 22.20   | \$ 239.31                                     |
| Kindig, Martin                                   | 53-09-13-200-066.050-015 | 1568   | 1C              | N  | \$ 120,300             | \$ 86,835                            | \$ 33,465         | \$ 1.5790                    | \$ 2.3198                | \$ 509.64          | \$ 838.61           | \$ 89.86   | \$ -   | \$ 239.12                               | \$ 328.97                                   | \$ 69.36   | \$ 22.20   | \$ 237.41                                     |
| Tlahuex-ACA, Yolanda & Tlahuex-Auatl, Fulgenco   | 53-09-13-200-066.051-015 | 1568   | 1C              | N  | \$ 138,200             | \$ 76,920                            | \$ 61,280         | \$ 1.5790                    | \$ 2.3198                | \$ 934.36          | \$ 1,537.47         | \$ 164.74  | \$ -   | \$ 438.37                               | \$ 603.11                                   | \$ 69.36   | \$ 22.20   | \$ 511.55                                     |
| Plantz, Chelsen                                  | 53-09-13-200-066.052-015 | 1568   | 1C              | N  | \$ 145,000             | \$ 83,000                            | \$ 62,000         | \$ 1.5790                    | \$ 2.3198                | \$ 944.22          | \$ 1,553.67         | \$ 166.46  | \$ -   | \$ 442.98                               | \$ 609.45                                   | \$ 69.36   | \$ 22.20   | \$ 517.89                                     |
| Cielo, Osbaldo                                   | 53-09-13-200-066.053-015 | 1568   | 1C              | N  | \$ 139,500             | \$ 81,075                            | \$ 58,425         | \$ 1.5790                    | \$ 2.3198                | \$ 889.76          | \$ 1,464.07         | \$ 156.86  | \$ -   | \$ 417.45                               | \$ 574.31                                   | \$ 69.36   | \$ 22.20   | \$ 482.75                                     |
| Fernandez-Mayge, Walter & Deyanira Pulido-Arene  | 53-09-13-200-066.054-015 | 1568   | 1C              | N  | \$ 142,000             | \$ 81,950                            | \$ 60,050         | \$ 1.5790                    | \$ 2.3198                | \$ 914.52          | \$ 1,504.80         | \$ 161.23  | \$ -   | \$ 429.05                               | \$ 590.28                                   | \$ 69.36   | \$ 22.20   | \$ 498.72                                     |
| Aca-Jimenez, Belen                               | 53-09-13-200-066.055-015 | 1568   | 1C              | N  | \$ 158,500             | \$ 87,725                            | \$ 70,775         | \$ 1.5790                    | \$ 2.3198                | \$ 1,077.84        | \$ 1,773.54         | \$ 190.02  | \$ -   | \$ 505.68                               | \$ 695.70                                   | \$ 69.36   | \$ 22.20   | \$ 604.14                                     |
| Worman, Diana L                                  | 53-09-13-200-066.056-015 | 1568   | 1C              | N  | \$ 122,500             | \$ 75,125                            | \$ 47,375         | \$ 1.5790                    | \$ 2.3198                | \$ 721.48          | \$ 1,187.18         | \$ 127.20  | \$ -   | \$ 338.50                               | \$ 465.70                                   | \$ 69.36   | \$ 22.20   | \$ 374.14                                     |
| Gonzalez, Maria                                  | 53-09-13-200-069.000-015 | 1568   | 1C              | N  | \$ 143,100             | \$ 82,335                            | \$ 60,765         | \$ 1.5790                    | \$ 2.3198                | \$ 925.40          | \$ 1,522.72         | \$ 163.15  | \$ -   | \$ 434.17                               | \$ 597.32                                   | \$ -   | \$ -   | \$ 597.32                                     |
| Robison, Melissa R; Robison, Floyd F & Elizabeth | 53-09-13-200-072.000-015 | 1568   | 1C              | N  | \$ 167,700             | \$ 90,945                            | \$ 76,755         | \$ 1.5790                    | \$ 2.3198                | \$ 1,168.92        | \$ 1,923.41         | \$ 206.09  | \$ -   | \$ 548.40                               | \$ 754.49                                   | \$ 69.36   | \$ 22.20   | \$ 662.93                                     |
| Russell, Finley L & Melissa A                    | 53-09-13-201-012.000-015 | 1568   | 1C              | N  | \$ 89,500              | \$ 63,225                            | \$ 26,275         | \$ 1.5790                    | \$ 2.3198                | \$ 400.16          | \$ 658.43           | \$ 70.55   | \$ -   | \$ 187.72                               | \$ 258.27                                   | \$ 69.36   | \$ 22.20   | \$ 166.71                                     |
| Scott, Robert & Angela                           | 53-09-13-201-010.000-015 | 1568   | 1C              | N  | \$ 72,200              | \$ -                                 | \$ 72,200         | \$ 1.5790                    | \$ 2.3198                | \$ 1,140.04        | \$ 1,695.15         | \$ 181.62  | \$ -   | \$ 373.49                               | \$ 555.11                                   | \$ 69.36   | \$ 22.20   | \$ 463.55                                     |
| Lang, Garrett                                    | 53-09-13-201-005.000-015 | 1568   | 1C              | N  | \$ 77,300              | \$ 59,305                            | \$ 17,995         | \$ 1.5790                    | \$ 2.3198                | \$ 274.04          | \$ 450.93           | \$ 48.31   | \$ -   | \$ 128.58                               | \$ 176.89                                   | \$ 69.36   | \$ 22.20   | \$ 85.33                                      |
| Freygang, Thea                                   | 53-09-13-201-001.000-015 | 1568   | 1C              | N  | \$ 106,100             | \$ 66,385                            | \$ 39,715         | \$ 1.5790                    | \$ 2.3198                | \$ 604.84          | \$ 995.22           | \$ 106.63  | \$ -   | \$ 283.75                               | \$ 390.38                                   | \$ 69.36   | \$ 22.20   | \$ 298.82                                     |
| Solano-Arias, Candelario Bernardo                | 53-09-13-201-002.000-015 | 1568   | 1C              | N  | \$ 128,500             | \$ 77,225                            | \$ 51,275         | \$ 1.5790                    | \$ 2.3198                | \$ 780.88          | \$ 1,284.90         | \$ 137.67  | \$ -   | \$ 366.35                               | \$ 504.02                                   | \$ -   | \$ -   | \$ 504.02                                     |
| Gardiner, Kirk                                   | 53-09-13-201-003.000-015 | 1568   | 1C              | N  | \$ 124,800             | \$ 75,930                            | \$ 48,870         | \$ 1.5790                    | \$ 2.3198                | \$ 744.26          | \$ 1,224.63         | \$ 131.20  | \$ -   | \$ 349.17                               | \$ 480.37                                   | \$ 69.36   | \$ 22.20   | \$ 388.81                                     |
| Compton, Kymberly Dale                           | 53-09-13-201-009.000-015 | 1568   | 1C              | N  | \$ 129,900             | \$ 102,675                           | \$ 27,225         | \$ 1.5790                    | \$ 2.3198                | \$ 414.60          | \$ 682.22           | \$ 73.10   | \$ -   | \$ 194.53                               | \$ 267.62                                   | \$ 69.36   | \$ 22.20   | \$ 176.06                                     |
| Schlosser, Jeremiah                              | 53-09-13-201-008.000-015 | 1568   | 1C              | N  | \$ 124,800             | \$ 75,930                            | \$ 48,870         | \$ 1.5790                    | \$ 2.3198                | \$ 744.26          | \$ 1,224.63         | \$ 131.20  | \$ -   | \$ 349.17                               | \$ 480.37                                   | \$ 69.36   | \$ 22.20   | \$ 388.81                                     |
| Scank, Janet M & Paul L                          | 53-09-13-202-021.000-015 | 1568   | 1C              | N  | \$ 74,800              | \$ 55,352                            | \$ 19,448         | \$ 1.5790                    | \$ 2.3198                | \$ 296.18          | \$ 487.36           | \$ 52.22   | \$ -   | \$ 138.96                               | \$ 191.18                                   | \$ 69.36   | \$ 22.20   | \$ 99.62                                      |
| Wiles, Angela R                                  | 53-09-13-202-014.000-015 | 1568   | 1C              | N  | \$ 80,600              | \$ 60,390                            | \$ 20,210         | \$ 1.5790                    | \$ 2.3198                | \$ 307.80          | \$ 506.44           | \$ 54.26   | \$ -   | \$ 144.38                               | \$ 198.64                                   | \$ 69.36   | \$ 22.20   | \$ 107.08                                     |
| Meadowland Investments LLC                       | 53-09-13-202-009.000-015 | 1568   | 1C              | N  | \$ 78,200              | \$ -                                 | \$ 78,200         | \$ 1.5790                    | \$ 2.3198                | \$ 1,234.78        | \$ 1,836.02         | \$ 196.72  | \$ -   | \$ 404.53                               | \$ 601.24                                   | \$ 69.36   | \$ 22.20   | \$ 509.68                                     |
| Kidwell, Deborah L; Kidwell, Robert L w/l/e      | 53-09-13-202-002.000-015 | 1568   | 1C              | N  | \$ 80,000              | \$ 71,250                            | \$ 8,750          | \$ 1.5790                    | \$ 2.3198                | \$ 133.24          | \$ 135.90           | \$ -   | \$ -   | \$ 2.66                                 | \$ 2.66                                     | \$ 69.36   | \$ 22.20   | \$ (88.90)                                    |
| Kidwell, Linda R                                 | 53-09-13-202-004.000-015 | 1568   | 1C              | N  | \$ 82,400              | \$ 74,915                            | \$ 7,485          | \$ 1.5790                    | \$ 2.3198                | \$ 114.00          | \$ 116.28           | \$ -   | \$ -   | \$ 2.28                                 | \$ 2.28                                     | \$ 69.36   | \$ 22.20   | \$ (89.28)                                    |
| Lavender, Eugene F Jr & Deana R                  | 53-09-13-202-003.000-015 | 1568   | 1C              | N  | \$ 79,100              | \$ 79,100                            | \$ -              | \$ 1.5790                    | \$ 2.3198                | \$ -               | \$ -                | \$ -   | \$ -   | \$ -                                    | \$ -  | \$ 69.36   | \$ 22.20   | \$ (91.56)                                    |
| Caylor, Walter S & Janet Kay                     | 53-09-13-202-006.000-015 | 1568   | 1C              | N  | \$ 88,700              | \$ 60,120                            | \$ 28,580         | \$ 1.5790                    | \$ 2.3198                | \$ 435.52          | \$ 716.65           | \$ 76.79   | \$ -   | \$ 204.34                               | \$ 281.13                                   | \$ 69.36   | \$ 22.20   | \$ 189.57                                     |
| Hahn, Joanna                                     | 53-09-13-200-070.000-015 | 1568   | 1C              | N  | \$ 122,700             | \$ 74,145                            | \$ 48,555         | \$ 1.5790                    | \$ 2.3198                | \$ 739.44          | \$ 1,216.74         | \$ 130.37  | \$ -   | \$ 346.93                               | \$ 477.30                                   | \$ 69.36   | \$ 22.20   | \$ 385.74                                     |
| Mitchell, Thomas J & Beverly B                   | 53-09-13-201-011.000-015 | 1568   | 1C              | N  | \$ 80,200              | \$ -                                 | \$ 80,200         | \$ 1.5790                    | \$ 2.3198                | \$ 1,266.36        | \$ 1,882.98         | \$ 201.75  | \$ -   | \$ 414.87                               | \$ 616.62                                   | \$ 69.36   | \$ 22.20   | \$ 525.06                                     |
| Wiggins, Debra D                                 | 53-09-13-201-007.000-015 | 1568   | 1C              | N  | \$ 82,200              | \$ 61,020                            | \$ 21,180         | \$ 1.5790                    | \$ 2.3198                | \$ 322.56          | \$ 530.75           | \$ 56.87   | \$ -   | \$ 151.32                               | \$ 208.19                                   | \$ 69.36   | \$ 22.20   | \$ 116.63                                     |
| Fries, Shawn Lynn & Holly Ann                    | 53-09-13-201-004.000-015 | 1568   | 1C              | N  | \$ 92,900              | \$ 64,765                            | \$ 28,135         | \$ 1.5790                    | \$ 2.3198                | \$ 428.48          | \$ 705.02           | \$ 75.53   | \$ -   | \$ 201.01                               | \$ 276.54                                   | \$ 69.36   | \$ 22.20   | \$ 184.98                                     |
| Mears, Brian C                                   | 53-09-13-201-006.000-015 | 1568   | 1C              | N  | \$ 77,700              | \$ -                                 | \$ 77,700         | \$ 1.5790                    | \$ 2.3198                | \$ 1,226.88        | \$ 1,824.28         | \$ 195.46  | \$ -   | \$ 401.95                               | \$ 597.40                                   | \$ -   | \$ -   | \$ 597.40                                     |
| Phillips, Scott A & Friederike E                 | 53-09-13-202-026.000-015 | 1568   | 1C              | N  | \$ 86,700              | \$ 59,595                            | \$ 27,105         | \$ 1.5790                    | \$ 2.3198                | \$ 412.80          | \$ 679.23           | \$ 72.78   | \$ -   | \$ 193.65                               | \$ 266.43                                   | \$ 69.36   | \$ 22.20   | \$ 174.87                                     |
| Marshall, Gregory W & Mary Jane                  | 53-09-13-202-023.000-015 | 1568   | 1C              | N  | \$ 84,900              | \$ 61,965                            | \$ 22,935         | \$ 1.5790                    | \$ 2.3198                | \$ 349.28          | \$ 574.72           | \$ 61.57   | \$ -   | \$ 163.87                               | \$ 225.44                                   | \$ 69.36   | \$ 22.20   | \$ 133.88                                     |
| Magyar, Madison L                                | 53-09-13-200-056.000-015 | 1568   | 1C              | N  | \$ 91,200              | \$ -                                 | \$ 91,200         | \$ 1.5790                    | \$ 2.3198                | \$ 1,440.04        | \$ 2,141.24         | \$ 229.42  | \$ -   | \$ 471.79                               | \$ 701.20                                   | \$ -   | \$ -   | \$ 701.20                                     |
| Salzano, Olivia                                  | 53-09-13-200-041.000-015 | 1568   | 1C              | N  | \$ 113,100             | \$ 71,835                            | \$ 41,265         | \$ 1.5790                    | \$ 2.3198                | \$ 628.44          | \$ 1,034.06         | \$ 110.80  | \$ -   | \$ 294.83                               | \$ 405.62                                   | \$ 69.36   | \$ 22.20   | \$ 314.06                                     |
| Judd, Sandra J                                   | 53-09-13-200-048.000-015 | 1568   | 1C              | N  | \$ 97,100              | \$ 66,060                            | \$ 31,040         | \$ 1.5790                    | \$ 2.3198                | \$ 472.72          | \$ 777.84           | \$ 83.34   | \$ -   | \$ 221.78                               | \$ 305.12                                   | \$ 69.36   | \$ 22.20   | \$ 213.56                                     |
| Blythe, Shawn & Jennifer                         | 53-09-13-200-042.000-015 | 1568   | 1C              | N  | \$ 158,800             | \$ 112,790                           | \$ 46,010         | \$ 1.5790                    | \$ 2.3198                | \$ 700.70          | \$ 1,152.96         | \$ 123.53  | \$ -   | \$ 328.73                               | \$ 452.26                                   | \$ -   | \$ -   | \$ 452.26                                     |
| Crouch, Valerie J                                | 53-09-13-200-057.000-015 | 1568   | 1C              | N  | \$ 91,400              | \$ 64,240                            | \$ 27,160         | \$ 1.5790                    | \$ 2.3198                | \$ 413.64          | \$ 680.60           | \$ 72.92   | \$ -   | \$ 194.04                               | \$ 266.96                                   | \$ 69.36   | \$ 22.20   | \$ 175.40                                     |
| Stotler, Charles E                               | 53-09-13-200-017.000-015 | 1568   | 1C              | N  | \$ 160,500             | \$ -                                 | \$ 160,500        | \$ 1.5790                    | \$ 2.3198                | \$ 2,534.30        | \$ 3,768.31         | \$ 403.75  | \$ -   | \$ 830.26                               | \$ 1,234.01                                 | \$ 69.36   | \$ 22.20   | \$ 1,142.45                                   |
| Parrish, Michael & Rachelle                      | 53-09-13-200-024.000-015 | 1568   | 1C              | N  | \$ 173,700             | \$ 93,045                            | \$ 80,655         | \$ 1.5790                    | \$ 2.3198                | \$ 1,228.32        | \$ 2,021.14         | \$ 216.56  | \$ -   | \$ 576.26                               | \$ 792.82                                   | \$ -   | \$ -   | \$ 792.82                                     |
| Query, Dustin M & Small, Neeta A                 | 53-09-13-200-058.000-015 | 1568   | 1C              | N  | \$ 145,600             | \$ 83,210                            | \$ 62,390         | \$ 1.5790                    | \$ 2.3198                | \$ 950.16          | \$ 1,563.44         | \$ 167.52  | \$ -   | \$ 445.77                               | \$ 613.28                                   | \$ 69.36   | \$ 22.20   | \$ 521.72                                     |

# City of Bloomington

## Area #1C: South-West Annexation Area - Tax Impacts Analysis

Note (1): This section shows the inc/(dec) in tax bills due to differences between township fire protection rates and the Monroe Fire Protection District fire rate

| Owner Name  | Parcel #                 | Waiver | Annexation Area | AG | 2020 Pay 2021 Gross AV | 2020 Pay 2021 Deductions /Exemptions | 2020 Pay 2021 NAV | Pre-Annex 2020 Pay 2021 Prop Tax Rate | Post-Annex Prop Tax Rate | Pre-Annex Tax Bill | Post-Annex Tax Bill | Net Tax Bill Increase Due Solely to AV Growth (12% - Aggregate over 4 years) | Net Tax Bill Increase Due to Difference Between Fire Rates (1) | Net Tax Bill Increase Due to Annexation | Total Post-Annexation Net Tax Bill Increase | Benefit 1 Yearly Sewer Bill Savings (@ 4000 Gal/Month) | Benefit 2 Yearly Fire Protection (Water Surcharge) Savings | Post-Annex Tax Bill Inc/(Dec) Net of Benefits |
|---|--------------------------|--------|-----------------|----|------------------------|--------------------------------------|-------------------|---------------------------------------|--------------------------|--------------------|---------------------|--|--|---|---|--|--|---|
| Jones, Debra Lynn & Russell S                               | 53-09-13-200-010.000-015 | 1568   | 1C              | N  | \$ 117,400             | \$ 73,340                            | \$ 44,060         | \$ 1.5790                             | \$ 2.3198                | \$ 671.00          | \$ 1,104.09         | \$ 118.29  | \$ -   | \$ 314.80                               | \$ 433.09                                   | \$ 69.36   | \$ 22.20   | \$ 341.53                                     |
| Abdelmisseh, Moheb A  | 53-09-13-200-018.000-015 | 1568   | 1C              | N  | \$ 81,900              | \$ 60,915                            | \$ 20,985         | \$ 1.5790                             | \$ 2.3198                | \$ 319.58          | \$ 525.85           | \$ 56.34   | \$ -   | \$ 149.94                               | \$ 206.27                                   | \$ 69.36   | \$ 22.20   | \$ 114.71                                     |
| Robinson, George F III & Kathy A                            | 53-09-13-202-001.000-015 | 1568   | 1C              | N  | \$ 93,900              | \$ 64,940                            | \$ 28,960         | \$ 1.5790                             | \$ 2.3198                | \$ 441.04          | \$ 725.70           | \$ 77.75   | \$ -   | \$ 206.91                               | \$ 284.66                                   | \$ 69.36   | \$ 22.20   | \$ 193.10                                     |
| Houpt, Eva K Rev Trust; Houpt, Robert R & w//e Eva & Robert | 53-09-13-202-018.000-015 | 1568   | 1C              | N  | \$ 74,400              | \$ 69,056                            | \$ 5,344          | \$ 1.5790                             | \$ 2.3198                | \$ 75.00           | \$ 76.50            | \$ -   | \$ -   | \$ 1.50                                 | \$ 1.50                                     | \$ 69.36   | \$ 22.20   | \$ (90.06)                                    |
| Ayala, Estevan Francisco                                    | 53-09-13-202-008.000-015 | 1568   | 1C              | N  | \$ 82,200              | \$ 61,020                            | \$ 21,180         | \$ 1.5790                             | \$ 2.3198                | \$ 322.56          | \$ 530.75           | \$ 56.87   | \$ -   | \$ 151.32                               | \$ 208.19                                   | \$ 69.36   | \$ 22.20   | \$ 116.63                                     |
| Garrison, Debra J   | 53-09-13-200-013.000-015 | 1568   | 1C              | N  | \$ 109,700             | \$ 67,645                            | \$ 42,055         | \$ 1.5790                             | \$ 2.3198                | \$ 640.48          | \$ 1,053.87         | \$ 112.92  | \$ -   | \$ 300.47                               | \$ 413.39                                   | \$ 69.36   | \$ 22.20   | \$ 321.83                                     |
| Vencel, Jody  | 53-09-13-200-014.000-015 | 1568   | 1C              | N  | \$ 159,600             | \$ 88,110                            | \$ 71,490         | \$ 1.5790                             | \$ 2.3198                | \$ 1,088.74        | \$ 1,791.47         | \$ 191.95  | \$ -   | \$ 510.78                               | \$ 702.73                                   | \$ 69.36   | \$ 22.20   | \$ 611.17                                     |
| Garbett, Angela   | 53-09-13-200-043.000-015 | 1568   | 1C              | N  | \$ 140,300             | \$ 81,355                            | \$ 58,945         | \$ 1.5790                             | \$ 2.3198                | \$ 897.68          | \$ 1,477.10         | \$ 158.25  | \$ -   | \$ 421.16                               | \$ 579.42                                   | \$ -   | \$ -   | \$ 579.42                                     |
| Tenorio- Orocio, Carlos E & Gloria G Aca-Jimenez            | 53-09-13-200-066.098-015 | 1568   | 1C              | N  | \$ 161,700             | \$ 88,845                            | \$ 72,855         | \$ 1.5790                             | \$ 2.3198                | \$ 1,109.52        | \$ 1,825.68         | \$ 195.62  | \$ -   | \$ 520.55                               | \$ 716.16                                   | \$ 69.36   | \$ 22.20   | \$ 624.60                                     |
| Scott, Jennifer R   | 53-09-13-200-066.099-015 | 1568   | 1C              | N  | \$ 142,000             | \$ 81,950                            | \$ 60,050         | \$ 1.5790                             | \$ 2.3198                | \$ 914.52          | \$ 1,504.80         | \$ 161.23  | \$ -   | \$ 429.05                               | \$ 590.28                                   | \$ 69.36   | \$ 22.20   | \$ 498.72                                     |
| Ocampo-Gonzalez, Mauricio                                   | 53-09-13-200-066.100-015 | 1568   | 1C              | N  | \$ 139,000             | \$ 80,900                            | \$ 58,100         | \$ 1.5790                             | \$ 2.3198                | \$ 884.82          | \$ 1,455.93         | \$ 155.99  | \$ -   | \$ 415.11                               | \$ 571.11                                   | \$ 69.36   | \$ 22.20   | \$ 479.55                                     |
| Habitat for Humanity of Monroe County Inc                   | 53-09-13-200-066.101-015 | 1568   | 1C              | N  | \$ 131,700             | \$ 78,345                            | \$ 53,355         | \$ 1.5790                             | \$ 2.3198                | \$ 812.56          | \$ 1,337.03         | \$ 143.26  | \$ -   | \$ 381.21                               | \$ 524.47                                   | \$ -   | \$ -   | \$ 524.47                                     |
| Valente-Ortiz, Frederico & Bello-Peralta, Yanin             | 53-09-13-200-066.102-015 | 1568   | 1C              | N  | \$ 147,500             | \$ 83,875                            | \$ 63,625         | \$ 1.5790                             | \$ 2.3198                | \$ 968.96          | \$ 1,594.37         | \$ 170.83  | \$ -   | \$ 454.59                               | \$ 625.41                                   | \$ 69.36   | \$ 22.20   | \$ 533.85                                     |
| Miller, Brian A   | 53-09-13-200-066.103-015 | 1568   | 1C              | N  | \$ 139,400             | \$ 81,040                            | \$ 58,360         | \$ 1.5790                             | \$ 2.3198                | \$ 888.78          | \$ 1,462.45         | \$ 156.69  | \$ -   | \$ 416.98                               | \$ 573.67                                   | \$ 69.36   | \$ 22.20   | \$ 482.11                                     |
| Snyder, Jill  | 53-09-13-300-017.000-015 |        | 1C              | N  | \$ 150,400             | \$ -                                 | \$ 150,400        | \$ 1.5790                             | \$ 2.3198                | \$ 2,374.82        | \$ 3,563.97         | \$ 381.85  | \$ -   | \$ 807.29                               | \$ 1,189.15                                 | \$ 69.36   | \$ 14.76   | \$ 1,105.03                                   |
| Arnold, John H  | 53-09-13-300-015.000-015 |        | 1C              | N  | \$ 205,800             | \$ 89,405                            | \$ 116,395        | \$ 1.5790                             | \$ 2.3198                | \$ 1,794.76        | \$ 2,938.16         | \$ 314.80  | \$ -   | \$ 828.61                               | \$ 1,143.40                                 | \$ 69.36   | \$ 22.20   | \$ 1,051.84                                   |



# City of Bloomington

## Area #2: South-East Annexation Area - Tax Impacts Analysis



Note (1): This section shows the inc/(dec) in tax bills due to differences between township fire protection rates and the Monroe Fire Protection District fire rate

| Owner Name  | Parcel #                 | Waiver | Annexation Area | AG | 2020 Pay 2021 Gross AV | 2020 Pay 2021 Deductions /Exemptions | 2020 Pay 2021 NAV | Pre-Annex 2020 Pay 2021 Prop Tax Rate | Post-Annex Prop Tax Rate | Pre-Annex Tax Bill | Post-Annex Tax Bill | Net Tax Bill Increase Due Solely to AV Growth (12% Aggregate over 4 years) | Net Tax Bill Increase Due to Difference Between Fire Rates (1) | Net Tax Bill Increase Due to Annexation | Total Post-Annexation Net Tax Bill Increase | Benefit 1 Yearly Sewer Bill Savings (@ 4000 Gal/Month) | Benefit 2 Yearly Fire Protection (Water Surcharge) Savings | Post-Annex Tax Bill Inc/(Dec) Net of Benefits |
|---|--------------------------|--------|-----------------|----|------------------------|--------------------------------------|-------------------|---------------------------------------|--------------------------|--------------------|---------------------|--|--|---|---|--|--|---|
| Bryan Rental Inc                                  | 53-08-01-100-062.000-008 |        | 2               | N  | \$ 312,300             | \$ -                                 | \$ 312,300        | \$1.5437                              | \$2.2845                 | \$ 4,820.98        | \$ 7,336.15         | \$ 786.02  | \$ -   | \$ 1,729.15                             | \$ 2,515.17                                 | \$ 69.36   | \$ 14.76   | \$ 2,431.05                                   |
| Chestnut, Larry D & Glenda J Revocable Trust      | 53-08-21-300-004.000-008 |        | 2               | N  | \$ 119,200             | \$ -                                 | \$ 119,200        | \$1.5437                              | \$2.2845                 | \$ 1,840.08        | \$ 2,798.64         | \$ 299.85  | \$ -   | \$ 658.71                               | \$ 958.56                                   | \$ 69.36   | \$ 22.20   | \$ 867.00                                     |
| Cassidy, Larry G. & Connie J.                     | 53-08-21-200-136.000-008 |        | 2               | N  | \$ 133,300             | \$ 75,905                            | \$ 57,395         | \$1.5437                              | \$2.2845                 | \$ 854.60          | \$ 1,416.44         | \$ 151.75  | \$ -   | \$ 410.09                               | \$ 561.84                                   | \$ 69.36   | \$ 14.76   | \$ 477.72                                     |
| Berry, Thomas A & Sue J                           | 53-08-01-100-093.000-008 |        | 2               | N  | \$ 366,200             | \$ 153,805                           | \$ 212,395        | \$1.5437                              | \$2.2845                 | \$ 3,171.18        | \$ 4,508.51         | \$ 483.05  | \$ -   | \$ 854.28                               | \$ 1,337.33                                 | \$ 69.36   | \$ 14.76   | \$ 1,253.21                                   |
| Beyers, Gerald E.                                 | 53-08-21-301-007.000-008 |        | 2               | N  | \$ 57,900              | \$ -                                 | \$ 57,900         | \$1.5437                              | \$2.2845                 | \$ 893.80          | \$ 1,481.45         | \$ 158.73  | \$ 279.20  | \$ 428.92                               | \$ 587.65                                   | \$ -   | \$ -   | \$ 587.65                                     |
| Mackey, Herman E Jr & Rose M                      | 53-08-20-400-027.000-008 |        | 2               | N  | \$ 18,600              | \$ -                                 | \$ 18,600         | \$1.5437                              | \$2.2845                 | \$ 287.12          | \$ 475.91           | \$ 50.99   | \$ 89.69   | \$ 137.80                               | \$ 188.79                                   | \$ -   | \$ -   | \$ 188.79                                     |
| Beyers, Gerald E.                                 | 53-08-21-301-027.000-008 |        | 2               | N  | \$ 58,800              | \$ -                                 | \$ 58,800         | \$1.5437                              | \$2.2845                 | \$ 907.70          | \$ 1,380.54         | \$ 147.91  | \$ -   | \$ 324.92                               | \$ 472.84                                   | \$ -   | \$ -   | \$ 472.84                                     |
| Beyers, Gerald                                    | 53-08-21-301-005.000-008 |        | 2               | N  | \$ 12,500              | \$ -                                 | \$ 12,500         | \$1.5437                              | \$2.2845                 | \$ 192.96          | \$ 319.83           | \$ 34.27   | \$ -   | \$ 92.60                                | \$ 126.87                                   | \$ -   | \$ -   | \$ 126.87                                     |
| Beyers, Gerald                                    | 53-08-21-301-022.000-008 |        | 2               | N  | \$ 272,000             | \$ 94,740                            | \$ 177,260        | \$1.5437                              | \$2.2845                 | \$ 2,711.16        | \$ 4,493.67         | \$ 481.46  | \$ -   | \$ 1,301.05                             | \$ 1,782.51                                 | \$ -   | \$ -   | \$ 1,782.51                                   |
| IN Land Biz LLC                                   | 53-08-14-300-019.000-008 |        | 2               | N  | \$ 177,000             | \$ 95,890                            | \$ 81,110         | \$1.5437                              | \$2.2845                 | \$ 854.00          | \$ 1,992.70         | \$ 213.50  | \$ -   | \$ 925.20                               | \$ 1,138.70                                 | \$ -   | \$ -   | \$ 1,138.70                                   |
| IN Land Biz LLC                                   | 53-08-14-300-022.000-008 |        | 2               | Y  | \$ 7,000               | \$ -                                 | \$ 7,000          | \$1.5437                              | \$2.2845                 | \$ 108.06          | \$ 108.06           | \$ 56.29   | \$ -   | \$ -                                    | \$ 56.29                                    | \$ -   | \$ -   | \$ 56.29                                      |
| Bower, Kip Lee                                    | 53-08-21-300-084.000-008 |        | 2               | N  | \$ 149,000             | \$ 79,545                            | \$ 69,455         | \$1.5437                              | \$2.2845                 | \$ 1,037.06        | \$ 1,718.89         | \$ 184.18  | \$ -   | \$ 497.66                               | \$ 681.83                                   | \$ 69.36   | \$ 14.76   | \$ 597.71                                     |
| Deckard Family Limited Partnership #208           | 53-08-21-300-013.000-008 |        | 2               | N  | \$ 121,400             | \$ -                                 | \$ 121,400        | \$1.5437                              | \$2.2845                 | \$ 1,874.04        | \$ 2,872.22         | \$ 307.74  | \$ -   | \$ 690.44                               | \$ 998.18                                   | \$ 69.36   | \$ 22.20   | \$ 906.62                                     |
| Brucekrentals LLC                                 | 53-08-21-300-038.000-008 |        | 2               | N  | \$ 102,100             | \$ -                                 | \$ 102,100        | \$1.5437                              | \$2.2845                 | \$ 1,576.12        | \$ 2,399.06         | \$ 257.04  | \$ -   | \$ 565.90                               | \$ 822.94                                   | \$ -   | \$ -   | \$ 822.94                                     |
| Baird, Joseph N & Sally H                         | 53-08-21-200-060.000-008 |        | 2               | N  | \$ 133,800             | \$ 79,080                            | \$ 54,720         | \$1.5437                              | \$2.2845                 | \$ 814.76          | \$ 1,350.43         | \$ 144.68  | \$ -   | \$ 390.99                               | \$ 535.67                                   | \$ 69.36   | \$ 22.20   | \$ 444.11                                     |
| Clear Creek Cemetary Association                  | 53-08-28-200-027.000-008 |        | 2               | N  | \$ 113,500             | \$ -                                 | \$ 113,500        | \$1.5437                              | \$2.2845                 | \$ 1,752.10        | \$ 2,664.82         | \$ 285.52  | \$ -   | \$ 627.20                               | \$ 912.72                                   | \$ 69.36   | \$ 14.76   | \$ 828.60                                     |
| Beyers, Gerald                                    | 53-08-21-301-068.000-008 |        | 2               | N  | \$ 22,500              | \$ -                                 | \$ 22,500         | \$1.5437                              | \$2.2845                 | \$ 347.32          | \$ 575.69           | \$ 61.68   | \$ -   | \$ 166.69                               | \$ 228.37                                   | \$ -   | \$ -   | \$ 228.37                                     |
| Cook, Jeffrey A & Theresa                         | 53-08-14-102-007.000-008 |        | 2               | N  | \$ 184,400             | \$ 93,440                            | \$ 90,960         | \$1.5437                              | \$2.2845                 | \$ 1,354.92        | \$ 2,176.69         | \$ 233.21  | \$ -   | \$ 588.56                               | \$ 821.77                                   | \$ -   | \$ -   | \$ 821.77                                     |
| Beyers, Gerald                                    | 53-08-21-301-067.000-008 |        | 2               | N  | \$ 24,500              | \$ -                                 | \$ 24,500         | \$1.5437                              | \$2.2845                 | \$ 378.20          | \$ 626.86           | \$ 67.16   | \$ -   | \$ 181.50                               | \$ 248.66                                   | \$ -   | \$ -   | \$ 248.66                                     |
| Beyers, Gerald E.                                 | 53-08-21-301-013.000-008 |        | 2               | N  | \$ 33,300              | \$ -                                 | \$ 33,300         | \$1.5437                              | \$2.2845                 | \$ 514.04          | \$ 852.02           | \$ 91.29   | \$ -   | \$ 246.70                               | \$ 337.98                                   | \$ 69.36   | \$ 22.20   | \$ 246.42                                     |
| Beyers, Gerald E.                                 | 53-08-21-301-026.000-008 |        | 2               | N  | \$ 74,300              | \$ -                                 | \$ 74,300         | \$1.5437                              | \$2.2845                 | \$ 1,146.96        | \$ 1,770.80         | \$ 189.73  | \$ -   | \$ 434.11                               | \$ 623.84                                   | \$ -   | \$ -   | \$ 623.84                                     |
| Hertz, Kathleen M                                 | 53-08-21-200-131.000-008 |        | 2               | N  | \$ 129,500             | \$ 77,400                            | \$ 52,100         | \$1.5437                              | \$2.2845                 | \$ 775.76          | \$ 1,285.78         | \$ 137.76  | \$ -   | \$ 372.25                               | \$ 510.02                                   | \$ 69.36   | \$ 14.76   | \$ 425.90                                     |
| Barrow, Brenton & Korryn                          | 53-08-22-200-016.000-008 |        | 2               | N  | \$ 75,100              | \$ 55,535                            | \$ 19,565         | \$1.5437                              | \$2.2845                 | \$ 291.32          | \$ 482.85           | \$ 51.74   | \$ -   | \$ 139.79                               | \$ 191.53                                   | \$ -   | \$ -   | \$ 191.53                                     |
| Barrow, Brenton & Korryn                          | 53-08-22-200-005.000-008 |        | 2               | N  | \$ 2,500               | \$ -                                 | \$ 2,500          | \$1.5437                              | \$2.2845                 | \$ 38.60           | \$ 63.97            | \$ 6.85  | \$ -   | \$ 18.51                                | \$ 25.37                                    | \$ -   | \$ -   | \$ 25.37                                      |
| Deckard, Robert R & Pullon , Bonita Rose(deckard) | 53-08-14-300-006.000-008 |        | 2               | N  | \$ 121,500             | \$ -                                 | \$ 121,500        | \$1.5437                              | \$2.2845                 | \$ 1,875.60        | \$ 2,854.96         | \$ 305.89  | \$ -   | \$ 673.47                               | \$ 979.36                                   | \$ -   | \$ -   | \$ 979.36                                     |
| Deckard, Robert R. & Mable R.                     | 53-08-14-300-008.000-008 |        | 2               | N  | \$ 102,500             | \$ -                                 | \$ 102,500        | \$1.5437                              | \$2.2845                 | \$ 1,582.28        | \$ 2,409.08         | \$ 258.12  | \$ -   | \$ 568.69                               | \$ 826.80                                   | \$ -   | \$ -   | \$ 826.80                                     |
| Clear Creek Christian Church INC                  | 53-08-20-400-057.000-008 | 2077   | 2               | N  | \$ 87,700              | \$ -                                 | \$ 87,700         | \$1.5437                              | \$2.2845                 | \$ 1,353.82        | \$ 2,059.07         | \$ 220.61  | \$ -   | \$ 484.64                               | \$ 705.25                                   | \$ 69.36   | \$ 14.76   | \$ 621.13                                     |
| Out of Bounds LLC                                 | 53-08-01-100-063.000-008 | 2272   | 2               | N  | \$ 45,000              | \$ -                                 | \$ 45,000         | \$1.5437                              | \$2.2845                 | \$ 694.66          | \$ 1,151.38         | \$ 123.36  | \$ -   | \$ 333.36                               | \$ 456.72                                   | \$ -   | \$ -   | \$ 456.72                                     |
| Crown Castle South LLC                            | 53-01-40-550-510.000-008 | 2272   | 2               | N  | \$ 28,300              | \$ -                                 | \$ 28,300         | \$1.5437                              | \$2.2845                 | \$ 436.88          | \$ 724.09           | \$ 77.58   | \$ -   | \$ 209.63                               | \$ 287.21                                   | \$ -   | \$ -   | \$ 287.21                                     |
| HS Fund Gentry Park LLC                           | 53-08-01-100-059.000-008 | 2272   | 2               | N  | \$22,054,700           | \$ -                                 | \$22,054,700      | \$1.5437                              | \$2.2845                 | \$340,458.40       | \$517,812.60        | \$55,479.92  | \$ -   | \$121,874.28                            | \$177,354.20                                | \$ 69.36   | \$ 279.24  | \$177,005.60                                  |
| Chasteen, Paul R. & Tanya S.                      | 53-08-21-200-036.000-008 |        | 2               | N  | \$ 123,000             | \$ 66,700                            | \$ 56,300         | \$1.5437                              | \$2.2845                 | \$ 847.04          | \$ 1,403.94         | \$ 150.42  | \$ -   | \$ 406.48                               | \$ 556.90                                   | \$ 69.36   | \$ 14.76   | \$ 472.78                                     |
| Held, David A                                     | 53-08-20-400-007.000-008 | 1216   | 2               | N  | \$ 133,300             | \$ 78,590                            | \$ 54,710         | \$1.5437                              | \$2.2845                 | \$ 814.60          | \$ 1,350.18         | \$ 144.66  | \$ -   | \$ 390.92                               | \$ 535.58                                   | \$ 69.36   | \$ 22.20   | \$ 444.02                                     |
| Auer, Edward & Moon Jung Hwa                      | 53-08-01-100-032.000-008 |        | 2               | N  | \$ 339,200             | \$ 147,655                           | \$ 191,545        | \$1.5437                              | \$2.2845                 | \$ 2,852.52        | \$ 4,017.60         | \$ 430.45  | \$ -   | \$ 734.63                               | \$ 1,165.08                                 | \$ 69.36   | \$ 14.76   | \$ 1,080.96                                   |
| McManus, Kathryn Ellen                            | 53-08-01-100-029.000-008 |        | 2               | N  | \$ 314,600             | \$ 139,105                           | \$ 175,495        | \$1.5437                              | \$2.2845                 | \$ 2,616.50        | \$ 3,763.03         | \$ 403.18  | \$ -   | \$ 743.36                               | \$ 1,146.53                                 | \$ 69.36   | \$ 14.76   | \$ 1,062.41                                   |
| Stevens, Betty Jean                               | 53-08-20-400-089.000-008 |        | 2               | N  | \$ 170,700             | \$ 104,475                           | \$ 66,225         | \$1.5437                              | \$2.2845                 | \$ 986.08          | \$ 1,634.37         | \$ 175.11  | \$ -   | \$ 473.18                               | \$ 648.29                                   | \$ 69.36   | \$ 14.76   | \$ 564.17                                     |
| Like, James S & Teresa A                          | 53-08-21-301-087.000-008 |        | 2               | N  | \$ 133,700             | \$ 78,450                            | \$ 55,250         | \$1.5437                              | \$2.2845                 | \$ 822.64          | \$ 1,363.52         | \$ 146.09  | \$ -   | \$ 394.79                               | \$ 540.88                                   | \$ 69.36   | \$ 14.76   | \$ 456.76                                     |
| Eurton Properties LLC                             | 53-08-21-301-058.000-008 |        | 2               | N  | \$ 264,100             | \$ -                                 | \$ 264,100        | \$1.5437                              | \$2.2845                 | \$ 4,076.92        | \$ 6,757.34         | \$ 724.00  | \$ -   | \$ 1,956.42                             | \$ 2,680.42                                 | \$ 69.36   | \$ 37.08   | \$ 2,573.98                                   |
| King, Stacie M & Hennessey, April L               | 53-08-01-100-088.000-008 |        | 2               | N  | \$ 384,700             | \$ 166,895                           | \$ 217,805        | \$1.5437                              | \$2.2845                 | \$ 3,243.04        | \$ 4,543.56         | \$ 486.82  | \$ -   | \$ 813.71                               | \$ 1,300.52                                 | \$ 69.36   | \$ 14.76   | \$ 1,216.40                                   |
| Duncan, Samantha L & Denvil R                     | 53-08-01-100-024.000-008 |        | 2               | N  | \$ 375,200             | \$ 163,570                           | \$ 211,630        | \$1.5437                              | \$2.2845                 | \$ 3,151.08        | \$ 4,470.50         | \$ 474.70  | \$ -   | \$ 804.72                               | \$ 1,279.42                                 | \$ -   | \$ -   | \$ 1,279.42                                   |
| King, Stacie M & Hennessey, April L               | 53-08-01-100-016.000-008 |        | 2               | N  | \$ 8,600               | \$ -                                 | \$ 8,600          | \$1.5437                              | \$2.2845                 | \$ 132.76          | \$ 220.04           | \$ 23.58   | \$ -   | \$ 63.71                                | \$ 87.28                                    | \$ -   | \$ -   | \$ 87.28                                      |
| Blind Squirrels LLC                               | 53-08-20-400-046.000-008 |        | 2               | N  | \$ 15,800              | \$ -                                 | \$ 15,800         | \$1.5437                              | \$2.2845                 | \$ 243.90          | \$ 404.26           | \$ 43.31   | \$ -   | \$ 117.05                               | \$ 160.36                                   | \$ -   | \$ -   | \$ 160.36                                     |
| Faris, William Donald & Jean E                    | 53-08-14-103-016.000-008 |        | 2               | N  | \$ 158,000             | \$ 84,550                            | \$ 73,450         | \$1.5437                              | \$2.2845                 | \$ 1,093.64        | \$ 1,812.68         | \$ 194.22  | \$ -   | \$ 524.83                               | \$ 719.04                                   | \$ -   | \$ -   | \$ 719.04                                     |
| Farmer, Paul L & Myra L                           | 53-08-21-100-111.000-008 |        | 2               | N  | \$ 390,700             | \$ 128,290                           | \$ 262,410        | \$1.5437                              | \$2.2845                 | \$ 3,969.20        | \$ 6,006.56         | \$ 643.56  | \$ -   | \$ 1,393.81                             | \$ 2,037.36                                 | \$ 69.36   | \$ 14.76   | \$ 1,953.24                                   |
| Farmer, Chales A & Martha E Trust                 | 53-08-21-100-097.000-008 |        | 2               | N  | \$ 222,400             | \$ 109,600                           | \$ 112,800        | \$1.5437                              | \$2.2845                 | \$ 1,679.56        | \$ 2,596.86         | \$ 278.24  | \$ -   | \$ 639.07                               | \$ 917.30                                   | \$ 69.36   | \$ 22.20   | \$ 825.74                                     |
| Farmer, Paul L & Myra L                           | 53-08-21-100-112.000-008 |        | 2               | N  | \$ 9,100               | \$ -                                 | \$ 9,100          | \$1.5437                              | \$2.2845                 | \$ 140.48          | \$ 232.84           | \$ 24.95   | \$ -   | \$ 67.41                                | \$ 92.36                                    | \$ -   | \$ -   | \$ 92.36                                      |
| Farmer, Stephen P & Patricia A                    | 53-08-21-100-104.000-008 |        | 2               | N  | \$ 348,400             | \$ 121,965                           | \$ 226,435        | \$1.5437                              | \$2.2845                 | \$ 3,417.24        | \$ 5,257.50         | \$ 563.30  | \$ -   | \$ 1,276.96                             | \$ 1,840.26                                 | \$ 69.36   | \$ 22.20   | \$ 1,748.70                                   |

# City of Bloomington



## Area #2: South-East Annexation Area - Tax Impacts Analysis

Note (1): This section shows the inc/(dec) in tax bills due to differences between township fire protection rates and the Monroe Fire Protection District fire rate

| Owner Name   | Parcel #                 | Waiver | Annexation Area | AG | 2020 Pay 2021 Gross AV | 2020 Pay 2021 Deductions /Exemptions | 2020 Pay 2021 NAV | Pre-Annex 2020 Pay 2021 Prop Tax Rate | Post-Annex Prop Tax Rate | Pre-Annex Tax Bill | Post-Annex Tax Bill | Net Tax Bill Increase Due Solely to AV Growth (12% Aggregate over 4 years) | Net Tax Bill Increase Due to Difference Between Fire Rates (1) | Net Tax Bill Increase Due to Annexation | Total Post-Annexation Net Tax Bill Increase | Benefit 1 Yearly Sewer Bill Savings (@ 4000 Gal/Month) | Benefit 2 Yearly Fire Protection (Water Surcharge) Savings | Post-Annex Tax Bill Inc/(Dec) Net of Benefits |
|--|--------------------------|--------|-----------------|----|------------------------|--------------------------------------|-------------------|---------------------------------------|--------------------------|--------------------|---------------------|--|--|---|---|--|--|---|
| Lund, Eric & Kristen   | 53-08-21-100-147.000-008 | 2159   | 2               | N  | \$ 404,300             | \$ 170,755                           | \$ 233,545        | \$1.5437                              | \$2.2845                 | \$ 3,477.40        | \$ 4,780.04         | \$ 512.14  | \$ -   | \$ 790.50                               | \$ 1,302.64                                 | \$ 69.36   | \$ 22.20   | \$ 1,211.08                                   |
| Chestnut, Larry D & Glenda J Trust W//e  | 53-08-21-300-079.000-008 |        | 2               | N  | \$ 168,600             | \$ 88,775                            | \$ 79,825         | \$1.5437                              | \$2.2845                 | \$ 1,190.80        | \$ 1,973.72         | \$ 211.47  | \$ -   | \$ 571.45                               | \$ 782.92                                   | \$ 69.36   | \$ 14.76   | \$ 698.80                                     |
| Chestnut, Robert Lee & Janice E  | 53-08-21-300-045.000-008 |        | 2               | N  | \$ 160,900             | \$ 80,175                            | \$ 80,725         | \$1.5437                              | \$2.2845                 | \$ 1,210.40        | \$ 2,006.18         | \$ 214.95  | \$ -   | \$ 580.83                               | \$ 795.78                                   | \$ 69.36   | \$ 22.20   | \$ 704.22                                     |
| Key, Kimberly K  | 53-08-21-300-035.000-008 |        | 2               | N  | \$ 115,100             | \$ 65,335                            | \$ 49,765         | \$1.5437                              | \$2.2845                 | \$ 747.56          | \$ 1,239.05         | \$ 132.76  | \$ -   | \$ 358.73                               | \$ 491.49                                   | \$ 69.36   | \$ 14.76   | \$ 407.37                                     |
| Lysher, Natalie J; Scherer, Jayme Lysher   | 53-08-21-300-073.000-008 |        | 2               | N  | \$ 2,500               | \$ -                                 | \$ 2,500          | \$1.5437                              | \$2.2845                 | \$ 38.60           | \$ 63.97            | \$ 6.85  | \$ -   | \$ 18.51                                | \$ 25.37                                    | \$ 69.36   | \$ 22.20   | \$ (66.19)                                    |
| Chestnut, Larry D & Glenda J Revocable Trust                                     | 53-08-21-300-052.000-008 |        | 2               | N  | \$ 144,000             | \$ -                                 | \$ 144,000        | \$1.5437                              | \$2.2845                 | \$ 2,222.92        | \$ 3,380.91         | \$ 362.24  | \$ -   | \$ 795.75                               | \$ 1,157.99                                 | \$ 69.36   | \$ 22.20   | \$ 1,066.43                                   |
| Schermer Investments, LLC  | 53-08-21-300-048.000-008 |        | 2               | N  | \$ 14,600              | \$ -                                 | \$ 14,600         | \$1.5437                              | \$2.2845                 | \$ 225.38          | \$ 373.56           | \$ 40.02   | \$ -   | \$ 108.16                               | \$ 148.18                                   | \$ -   | \$ -   | \$ 148.18                                     |
| Marston, Justin  | 53-08-21-200-066.000-008 |        | 2               | N  | \$ 118,800             | \$ 70,830                            | \$ 47,970         | \$1.5437                              | \$2.2845                 | \$ 714.24          | \$ 1,183.84         | \$ 126.83  | \$ -   | \$ 342.77                               | \$ 469.60                                   | \$ 69.36   | \$ 14.76   | \$ 385.48                                     |
| Blind Squirrels LLC  | 53-08-20-400-082.000-008 |        | 2               | N  | \$ 86,500              | \$ -                                 | \$ 86,500         | \$1.5437                              | \$2.2845                 | \$ 1,335.30        | \$ 2,030.90         | \$ 217.60  | \$ -   | \$ 478.00                               | \$ 695.60                                   | \$ 69.36   | \$ 22.20   | \$ 604.04                                     |
| Wilson, William & Bradley  | 53-08-21-200-062.000-008 |        | 2               | N  | \$ 35,300              | \$ -                                 | \$ 35,300         | \$1.5437                              | \$2.2845                 | \$ 544.92          | \$ 903.20           | \$ 96.77   | \$ -   | \$ 261.51                               | \$ 358.28                                   | \$ -   | \$ -   | \$ 358.28                                     |
| Farmer, Laura  | 53-08-21-300-043.000-008 |        | 2               | N  | \$ 89,300              | \$ 60,085                            | \$ 29,215         | \$1.5437                              | \$2.2845                 | \$ 435.66          | \$ 722.10           | \$ 77.37   | \$ -   | \$ 209.07                               | \$ 286.44                                   | \$ 69.36   | \$ 14.76   | \$ 202.32                                     |
| Dick, Roscoe E. & Sherry D.  | 53-08-14-105-004.000-008 |        | 2               | N  | \$ 188,200             | \$ 95,120                            | \$ 93,080         | \$1.5437                              | \$2.2845                 | \$ 1,385.92        | \$ 2,208.24         | \$ 236.60  | \$ -   | \$ 585.72                               | \$ 822.32                                   | \$ -   | \$ -   | \$ 822.32                                     |
| Roszkowski, Karen L & Glab, Michael G  | 53-08-01-100-027.000-008 |        | 2               | N  | \$ 213,300             | \$ 103,485                           | \$ 109,815        | \$1.5437                              | \$2.2845                 | \$ 1,635.76        | \$ 2,523.38         | \$ 270.37  | \$ -   | \$ 617.25                               | \$ 887.62                                   | \$ 69.36   | \$ 22.20   | \$ 796.06                                     |
| Schermer Investments, LLC  | 53-08-21-300-049.000-008 |        | 2               | N  | \$ 159,300             | \$ -                                 | \$ 159,300        | \$1.5437                              | \$2.2845                 | \$ 2,459.12        | \$ 3,761.21         | \$ 402.99  | \$ -   | \$ 899.10                               | \$ 1,302.09                                 | \$ 69.36   | \$ 22.20   | \$ 1,210.53                                   |
| Owens, Roger E. & Jennifer J.  | 53-08-01-400-002.000-008 |        | 2               | N  | \$ 263,000             | \$ 116,120                           | \$ 146,880        | \$1.5437                              | \$2.2845                 | \$ 2,195.08        | \$ 3,300.98         | \$ 353.68  | \$ -   | \$ 752.22                               | \$ 1,105.90                                 | \$ 69.36   | \$ 14.76   | \$ 1,021.78                                   |
| Stillerman, Susan D  | 53-08-01-400-001.000-008 |        | 2               | N  | \$ 169,400             | \$ 104,140                           | \$ 65,260         | \$1.5437                              | \$2.2845                 | \$ 971.70          | \$ 991.13           | \$ -   | \$ -   | \$ 19.43                                | \$ 19.43                                    | \$ 69.36   | \$ 14.76   | \$ (64.69)                                    |
| Richardson, Amanda & Scott   | 53-08-01-100-098.044-008 | 2286   | 2               | N  | \$ 230,300             | \$ -                                 | \$ 230,300        | \$1.5437                              | \$2.2845                 | \$ 3,555.16        | \$ 5,415.96         | \$ 580.28  | \$ -   | \$ 1,280.52                             | \$ 1,860.80                                 | \$ 69.36   | \$ 22.20   | \$ 1,769.24                                   |
| Chitwood, Gregory Q Rev Living Trust; Chitwood, Mary Ann Rev Living Trust; Richa | 53-08-01-100-098.045-008 | 2286   | 2               | N  | \$ 604,500             | \$ 226,965                           | \$ 377,535        | \$1.5437                              | \$2.2845                 | \$ 5,643.04        | \$ 7,704.58         | \$ 825.49  | \$ -   | \$ 1,236.05                             | \$ 2,061.54                                 | \$ -   | \$ -   | \$ 2,061.54                                   |
| Chitwood, Gregory Q & Mary Ann   | 53-08-01-100-080.000-008 | 2286   | 2               | N  | \$ 100                 | \$ 100                               | \$ -              | \$1.5437                              | \$2.2845                 | \$ -               | \$ -                | \$ -   | \$ -   | \$ -                                    | \$ -  | \$ -   | \$ -   | \$ -  |
| Lee, Victoria V Revocable Trust  | 53-08-01-100-080.001-008 |        | 2               | N  | \$ 471,000             | \$ 197,100                           | \$ 273,900        | \$1.5437                              | \$2.2845                 | \$ 4,078.26        | \$ 5,570.62         | \$ 596.85  | \$ -   | \$ 895.51                               | \$ 1,492.36                                 | \$ 69.36   | \$ 22.20   | \$ 1,400.80                                   |
| Dyer, Randall W & Debra S  | 53-08-14-300-010.000-008 |        | 2               | N  | \$ 182,600             | \$ 79,570                            | \$ 103,030        | \$1.5437                              | \$2.2845                 | \$ 1,558.38        | \$ 2,582.98         | \$ 276.76  | \$ -   | \$ 747.84                               | \$ 1,024.60                                 | \$ -   | \$ -   | \$ 1,024.60                                   |
| J Alexander Properties LLC   | 53-08-20-400-047.000-008 |        | 2               | N  | \$ 66,800              | \$ -                                 | \$ 66,800         | \$1.5437                              | \$2.2845                 | \$ 1,031.20        | \$ 1,568.37         | \$ 168.04  | \$ -   | \$ 369.13                               | \$ 537.17                                   | \$ 69.36   | \$ 14.76   | \$ 453.05                                     |
| Allen, Raymond L. & Carole L.  | 53-08-01-100-065.000-008 |        | 2               | N  | \$ 213,000             | \$ 103,800                           | \$ 109,200        | \$1.5437                              | \$2.2845                 | \$ 1,625.96        | \$ 2,503.38         | \$ 268.22  | \$ -   | \$ 609.20                               | \$ 877.42                                   | \$ 69.36   | \$ 14.76   | \$ 793.30                                     |
| Obeng, Samuel G & Cecilia S  | 53-01-41-068-502.000-008 |        | 2               | N  | \$ 354,500             | \$ 156,325                           | \$ 198,175        | \$1.5437                              | \$2.2845                 | \$ 2,950.76        | \$ 4,184.14         | \$ 448.30  | \$ -   | \$ 785.08                               | \$ 1,233.38                                 | \$ 69.36   | \$ 22.20   | \$ 1,141.82                                   |
| Schneider, Mark T & Shayne LM  | 53-01-41-068-503.000-008 | 2199   | 2               | N  | \$ 365,200             | \$ 160,070                           | \$ 205,130        | \$1.5437                              | \$2.2845                 | \$ 3,054.32        | \$ 4,311.49         | \$ 461.95  | \$ -   | \$ 795.22                               | \$ 1,257.17                                 | \$ 69.36   | \$ 22.20   | \$ 1,165.61                                   |
| Hays, Jerry L & Jeanne I   | 53-01-41-068-504.000-008 | 2328   | 2               | N  | \$ 280,800             | \$ 130,530                           | \$ 150,270        | \$1.5437                              | \$2.2845                 | \$ 2,237.48        | \$ 3,307.03         | \$ 354.32  | \$ -   | \$ 715.23                               | \$ 1,069.55                                 | \$ 69.36   | \$ 22.20   | \$ 977.99                                     |
| Lamoureux, Michael R & Cheryl A  | 53-01-41-068-505.000-008 | 2385   | 2               | N  | \$ 345,400             | \$ 153,140                           | \$ 192,260        | \$1.5437                              | \$2.2845                 | \$ 2,862.68        | \$ 4,075.84         | \$ 436.69  | \$ -   | \$ 776.47                               | \$ 1,213.16                                 | \$ 69.36   | \$ 22.20   | \$ 1,121.60                                   |
| Bailey, Brian D & Deirdre J  | 53-01-41-068-506.000-008 | 2180   | 2               | N  | \$ 319,800             | \$ 144,180                           | \$ 175,620        | \$1.5437                              | \$2.2845                 | \$ 2,614.92        | \$ 3,771.17         | \$ 404.05  | \$ -   | \$ 752.20                               | \$ 1,156.25                                 | \$ 69.36   | \$ 22.20   | \$ 1,064.69                                   |
| Blackwell, Cory S & Macy   | 53-01-41-068-508.000-008 | 2162   | 2               | N  | \$ 299,400             | \$ 136,690                           | \$ 162,710        | \$1.5437                              | \$2.2845                 | \$ 2,422.68        | \$ 3,517.57         | \$ 376.88  | \$ -   | \$ 718.01                               | \$ 1,094.89                                 | \$ -   | \$ -   | \$ 1,094.89                                   |
| Howe, Thomas Carr II Revocable Trust   | 53-08-14-300-017.000-008 |        | 2               | N  | \$ 96,600              | \$ 63,060                            | \$ 33,540         | \$1.5437                              | \$2.2845                 | \$ 499.40          | \$ 827.74           | \$ 88.69   | \$ -   | \$ 239.65                               | \$ 328.34                                   | \$ -   | \$ -   | \$ 328.34                                     |
| Williams, Trenton & Natalie  | 53-01-41-068-509.000-008 | 2190   | 2               | N  | \$ 420,600             | \$ 179,460                           | \$ 241,140        | \$1.5437                              | \$2.2845                 | \$ 3,590.48        | \$ 4,970.81         | \$ 532.59  | \$ -   | \$ 847.74                               | \$ 1,380.33                                 | \$ 69.36   | \$ 22.20   | \$ 1,288.77                                   |
| Weaver, Andrew J & Martins, Nicole   | 53-01-41-068-510.000-008 | 2163   | 2               | N  | \$ 452,700             | \$ 190,695                           | \$ 262,005        | \$1.5437                              | \$2.2845                 | \$ 3,901.16        | \$ 5,352.84         | \$ 573.52  | \$ -   | \$ 878.15                               | \$ 1,451.68                                 | \$ 69.36   | \$ 22.20   | \$ 1,360.12                                   |
| Cheshire, Brian K & Lulu M   | 53-01-41-068-511.000-008 | 2163   | 2               | N  | \$ 436,100             | \$ 184,885                           | \$ 251,215        | \$1.5437                              | \$2.2845                 | \$ 3,740.50        | \$ 5,155.27         | \$ 552.35  | \$ -   | \$ 862.42                               | \$ 1,414.77                                 | \$ 69.36   | \$ 22.20   | \$ 1,323.21                                   |
| Patel, Niruben J & Patel, Mihir J  | 53-01-41-068-512.000-008 | 2163   | 2               | N  | \$ 436,300             | \$ 184,955                           | \$ 251,345        | \$1.5437                              | \$2.2845                 | \$ 3,742.44        | \$ 5,157.64         | \$ 552.60  | \$ -   | \$ 862.61                               | \$ 1,415.20                                 | \$ 69.36   | \$ 22.20   | \$ 1,323.64                                   |
| Burris, Kenneth Mark & Jill C  | 53-01-41-068-513.000-008 | 2173   | 2               | N  | \$ 308,500             | \$ 140,225                           | \$ 168,275        | \$1.5437                              | \$2.2845                 | \$ 2,505.56        | \$ 3,636.69         | \$ 389.65  | \$ -   | \$ 741.49                               | \$ 1,131.13                                 | \$ 69.36   | \$ 22.20   | \$ 1,039.57                                   |
| Sanders, Stephen S.  | 53-01-41-068-514.000-008 | 2173   | 2               | N  | \$ 262,400             | \$ 124,090                           | \$ 138,310        | \$1.5437                              | \$2.2845                 | \$ 2,059.38        | \$ 3,088.05         | \$ 330.86  | \$ -   | \$ 697.81                               | \$ 1,028.67                                 | \$ 69.36   | \$ 22.20   | \$ 937.11                                     |
| Behne, Joseph D & Carey M  | 53-01-41-068-515.000-008 | 2173   | 2               | N  | \$ 306,000             | \$ 139,000                           | \$ 167,000        | \$1.5437                              | \$2.2845                 | \$ 2,486.56        | \$ 3,596.12         | \$ 385.30  | \$ -   | \$ 724.26                               | \$ 1,109.56                                 | \$ -   | \$ -   | \$ 1,109.56                                   |
| Cho, Kum K & Alice L   | 53-01-41-068-516.000-008 | 2340   | 2               | N  | \$ 260,900             | \$ 120,565                           | \$ 140,335        | \$1.5437                              | \$2.2845                 | \$ 2,089.52        | \$ 3,073.44         | \$ 329.29  | \$ -   | \$ 654.62                               | \$ 983.92                                   | \$ 69.36   | \$ 22.20   | \$ 892.36                                     |
| Dooley-Dorocke, Erica Lynn; Bower, Alan D  | 53-01-41-068-517.000-008 | 2164   | 2               | N  | \$ 313,100             | \$ 141,835                           | \$ 171,265        | \$1.5437                              | \$2.2845                 | \$ 2,550.08        | \$ 3,691.44         | \$ 395.52  | \$ -   | \$ 745.85                               | \$ 1,141.36                                 | \$ -   | \$ -   | \$ 1,141.36                                   |
| Mathias, James B & Judy K  | 53-01-41-068-518.000-008 | 2164   | 2               | N  | \$ 324,500             | \$ 145,825                           | \$ 178,675        | \$1.5437                              | \$2.2845                 | \$ 2,660.40        | \$ 3,827.11         | \$ 410.05  | \$ -   | \$ 756.66                               | \$ 1,166.71                                 | \$ 69.36   | \$ 22.20   | \$ 1,075.15                                   |
| Chickedantz, Carleton A & Angela Marie   | 53-01-41-068-519.000-008 | 2170   | 2               | N  | \$ 288,100             | \$ 133,085                           | \$ 155,015        | \$1.5437                              | \$2.2845                 | \$ 2,308.12        | \$ 3,393.92         | \$ 363.64  | \$ -   | \$ 722.16                               | \$ 1,085.80                                 | \$ 69.36   | \$ 22.20   | \$ 994.24                                     |
| Robling, Beverly E   | 53-01-41-068-520.000-008 |        | 2               | N  | \$ 325,300             | \$ 171,065                           | \$ 154,235        | \$1.5437                              | \$2.2845                 | \$ 2,296.52        | \$ 3,806.37         | \$ 407.82  | \$ -   | \$ 1,102.03                             | \$ 1,509.85                                 | \$ -   | \$ -   | \$ 1,509.85                                   |



# City of Bloomington

## Area #2: South-East Annexation Area - Tax Impacts Analysis



Note (1): This section shows the inc/(dec) in tax bills due to differences between township fire protection rates and the Monroe Fire Protection District fire rate

| Owner Name                                       | Parcel #                 | Waiver | Annexation Area | AG | 2020 Pay 2021 Gross AV | 2020 Pay 2021 Deductions /Exemptions | 2020 Pay 2021 NAV | Pre-Annex 2020 Pay 2021 Prop Tax Rate | Post-Annex Prop Tax Rate | Pre-Annex Tax Bill | Post-Annex Tax Bill | Net Tax Bill Increase Due Solely to AV Growth (12% Aggregate over 4 years) | Net Tax Bill Increase Due to Difference Between Fire Rates (1) | Net Tax Bill Increase Due to Annexation | Total Post-Annexation Net Tax Bill Increase | Benefit 1 Yearly Sewer Bill Savings (@ 4000 Gal/Month) | Benefit 2 Yearly Fire Protection (Water Surcharge) Savings | Post-Annex Tax Bill Inc/(Dec) Net of Benefits |
|--|--------------------------|--------|-----------------|----|------------------------|--------------------------------------|-------------------|---------------------------------------|--------------------------|--------------------|---------------------|--|--|---|---|--|--|---|
| Teague, Michael E & Zoe E                        | 53-01-41-068-521.000-008 | 2177   | 2               | N  | \$ 441,000             | \$ 186,600                           | \$ 254,400        | \$1.5437                              | \$2.2845                 | \$ 3,787.92        | \$ 5,213.59         | \$ 558.60  | \$ -   | \$ 867.07                               | \$ 1,425.67                                 | \$ 69.36   | \$ 22.20   | \$ 1,334.11                                   |
| Robertson, Randall L & Elizabeth W               | 53-01-41-068-522.000-008 | 2170   | 2               | N  | \$ 419,400             | \$ 179,040                           | \$ 240,360        | \$1.5437                              | \$2.2845                 | \$ 3,578.88        | \$ 4,956.52         | \$ 531.05  | \$ -   | \$ 846.59                               | \$ 1,377.64                                 | \$ 69.36   | \$ 22.20   | \$ 1,286.08                                   |
| Burnett, Edwin S & Tiffany W                     | 53-08-21-100-137.000-008 | 2178   | 2               | N  | \$ 431,300             | \$ 183,205                           | \$ 248,095        | \$1.5437                              | \$2.2845                 | \$ 3,694.04        | \$ 5,098.14         | \$ 546.22  | \$ -   | \$ 857.88                               | \$ 1,404.10                                 | \$ 69.36   | \$ 22.20   | \$ 1,312.54                                   |
| Omari, Sosan; Popalyar, Mustafa Javed            | 53-08-01-100-080.002-008 |        | 2               | N  | \$ 315,200             | \$ 142,570                           | \$ 172,630        | \$1.5437                              | \$2.2845                 | \$ 2,570.40        | \$ 3,716.44         | \$ 398.20  | \$ -   | \$ 747.84                               | \$ 1,146.04                                 | \$ -   | \$ -   | \$ 1,146.04                                   |
| Titus, Kenneth David                             | 53-08-01-100-080.003-008 |        | 2               | N  | \$ 84,000              | \$ 3,000                             | \$ 81,000         | \$1.5437                              | \$2.2845                 | \$ 1,250.40        | \$ 2,072.49         | \$ 222.05  | \$ -   | \$ 600.04                               | \$ 822.09                                   | \$ -   | \$ -   | \$ 822.09                                     |
| Toner-Logue, Catherine M                         | 53-08-01-100-080.004-008 |        | 2               | N  | \$ 84,000              | \$ -                                 | \$ 84,000         | \$1.5437                              | \$2.2845                 | \$ 1,296.72        | \$ 2,149.25         | \$ 230.28  | \$ -   | \$ 622.25                               | \$ 852.53                                   | \$ -   | \$ -   | \$ 852.53                                     |
| Toner-Logue, Catherine M                         | 53-08-01-100-080.005-008 |        | 2               | N  | \$ 84,000              | \$ -                                 | \$ 84,000         | \$1.5437                              | \$2.2845                 | \$ 1,296.72        | \$ 2,149.25         | \$ 230.28  | \$ -   | \$ 622.25                               | \$ 852.53                                   | \$ -   | \$ -   | \$ 852.53                                     |
| Mervosh, Michael & Brandy Russell                | 53-08-01-100-080.006-008 |        | 2               | N  | \$ 481,300             | \$ 200,705                           | \$ 280,595        | \$1.5437                              | \$2.2845                 | \$ 4,177.96        | \$ 5,693.19         | \$ 609.98  | \$ -   | \$ 905.25                               | \$ 1,515.23                                 | \$ 69.36   | \$ 22.20   | \$ 1,423.67                                   |
| Bradley, Ronnie L & Tina R                       | 53-08-01-100-080.007-008 |        | 2               | N  | \$ 444,400             | \$ 187,790                           | \$ 256,610        | \$1.5437                              | \$2.2845                 | \$ 3,820.84        | \$ 5,254.05         | \$ 562.93  | \$ -   | \$ 870.28                               | \$ 1,433.21                                 | \$ 69.36   | \$ 22.20   | \$ 1,341.65                                   |
| Mills, Sheree Revocable Living Trust             | 53-08-01-100-080.008-008 |        | 2               | N  | \$ 444,100             | \$ 187,685                           | \$ 256,415        | \$1.5437                              | \$2.2845                 | \$ 3,817.92        | \$ 5,250.48         | \$ 562.55  | \$ -   | \$ 870.01                               | \$ 1,432.56                                 | \$ 69.36   | \$ 22.20   | \$ 1,341.00                                   |
| Jones, Charles E & Rebecca L                     | 53-08-01-100-080.009-008 |        | 2               | N  | \$ 498,400             | \$ 206,690                           | \$ 291,710        | \$1.5437                              | \$2.2845                 | \$ 4,343.44        | \$ 5,896.70         | \$ 631.79  | \$ -   | \$ 921.48                               | \$ 1,553.26                                 | \$ -   | \$ -   | \$ 1,553.26                                   |
| Davoren, Dennis J & Sandra B                     | 53-08-01-100-080.010-008 |        | 2               | N  | \$ 434,200             | \$ 184,220                           | \$ 249,980        | \$1.5437                              | \$2.2845                 | \$ 3,722.12        | \$ 5,132.67         | \$ 549.94  | \$ -   | \$ 860.61                               | \$ 1,410.55                                 | \$ 69.36   | \$ 22.20   | \$ 1,318.99                                   |
| Goble, Jeffrey W & Regina L                      | 53-08-01-100-080.011-008 |        | 2               | N  | \$ 399,300             | \$ 169,005                           | \$ 230,295        | \$1.5437                              | \$2.2845                 | \$ 3,429.00        | \$ 4,720.54         | \$ 505.77  | \$ -   | \$ 785.77                               | \$ 1,291.54                                 | \$ 69.36   | \$ 22.20   | \$ 1,199.98                                   |
| Stearley, John S & Kristina L                    | 53-08-01-100-080.012-008 |        | 2               | N  | \$ 506,400             | \$ 206,490                           | \$ 299,910        | \$1.5437                              | \$2.2845                 | \$ 4,465.56        | \$ 5,995.15         | \$ 642.33  | \$ -   | \$ 887.25                               | \$ 1,529.59                                 | \$ -   | \$ -   | \$ 1,529.59                                   |
| Sarchet, Elizabeth Ann; O'Mullane, Douglas Todd  | 53-08-01-100-080.013-008 |        | 2               | N  | \$ 464,300             | \$ 194,755                           | \$ 269,545        | \$1.5437                              | \$2.2845                 | \$ 4,013.44        | \$ 5,490.87         | \$ 588.30  | \$ -   | \$ 889.13                               | \$ 1,477.43                                 | \$ 69.36   | \$ 22.20   | \$ 1,385.87                                   |
| Clear Creek Christian Church Inc                 | 53-08-20-400-013.000-008 | 2484   | 2               | N  | \$ 1,084,200           | \$1,084,200                          | \$ -              | \$1.5437                              | \$2.2845                 | \$ -               | \$ -                | \$ -   | \$ -   | \$ -                                    | \$ -  | \$ -   | \$ -   | \$ -  |
| Livesay, Ronald D. & Carolyn K.                  | 53-08-21-200-065.000-008 | 1886   | 2               | N  | \$ 132,700             | \$ 72,885                            | \$ 59,815         | \$1.5437                              | \$2.2845                 | \$ 898.06          | \$ 1,488.51         | \$ 159.49  | \$ -   | \$ 430.97                               | \$ 590.45                                   | \$ 69.36   | \$ 22.20   | \$ 498.89                                     |
| Knapp, Ryan David & Rachel Erin Metherd          | 53-08-11-101-051.000-008 | 2329   | 2               | N  | \$ 164,500             | \$ 89,825                            | \$ 74,675         | \$1.5437                              | \$2.2845                 | \$ 1,111.88        | \$ 1,842.90         | \$ 197.45  | \$ -   | \$ 533.57                               | \$ 731.02                                   | \$ -   | \$ -   | \$ 731.02                                     |
| Page, Thomas C & Shirley J                       | 53-08-01-100-080.014-008 |        | 2               | N  | \$ 459,000             | \$ 189,900                           | \$ 269,100        | \$1.5437                              | \$2.2845                 | \$ 4,006.80        | \$ 5,431.04         | \$ 581.90  | \$ -   | \$ 842.34                               | \$ 1,424.24                                 | \$ 69.36   | \$ 22.20   | \$ 1,332.68                                   |
| West, Kristina Morris                            | 53-08-01-100-080.015-008 |        | 2               | N  | \$ 581,000             | \$ 235,600                           | \$ 345,400        | \$1.5437                              | \$2.2845                 | \$ 5,142.88        | \$ 6,879.73         | \$ 737.11  | \$ -   | \$ 999.74                               | \$ 1,736.85                                 | \$ -   | \$ -   | \$ 1,736.85                                   |
| Olton, Dirck D & Carol R                         | 53-08-01-100-080.016-008 | 2286   | 2               | N  | \$ 467,500             | \$ 192,875                           | \$ 274,625        | \$1.5437                              | \$2.2845                 | \$ 4,089.08        | \$ 5,532.20         | \$ 592.74  | \$ -   | \$ 850.38                               | \$ 1,443.12                                 | \$ 69.36   | \$ 22.20   | \$ 1,351.56                                   |
| Hyytinen, Antti Tapani & Lourdes, Laura Sharmini | 53-08-01-100-080.017-008 | 2286   | 2               | N  | \$ 595,700             | \$ 237,745                           | \$ 357,955        | \$1.5437                              | \$2.2845                 | \$ 5,329.80        | \$ 7,057.92         | \$ 756.21  | \$ -   | \$ 971.91                               | \$ 1,728.12                                 | \$ -   | \$ -   | \$ 1,728.12                                   |
| Sims, Robert W & Carolyn J                       | 53-08-01-100-080.018-008 | 2286   | 2               | N  | \$ 501,400             | \$ -                                 | \$ 501,400        | \$1.5437                              | \$2.2845                 | \$ 7,740.12        | \$ 11,772.15        | \$ 1,261.30  | \$ -   | \$ 2,770.73                             | \$ 4,032.03                                 | \$ 69.36   | \$ 22.20   | \$ 3,940.47                                   |
| Sims, Robert W & Carolyn J                       | 53-08-01-100-080.019-008 | 2286   | 2               | N  | \$ 84,000              | \$ -                                 | \$ 84,000         | \$1.5437                              | \$2.2845                 | \$ 1,296.72        | \$ 2,149.25         | \$ 230.28  | \$ -   | \$ 622.25                               | \$ 852.53                                   | \$ -   | \$ -   | \$ 852.53                                     |
| Bode, Tina R Revocable Living Trust              | 53-08-01-100-080.020-008 | 2286   | 2               | N  | \$ 1,900               | \$ -                                 | \$ 1,900          | \$1.5437                              | \$2.2845                 | \$ 29.32           | \$ 48.61            | \$ 5.21  | \$ -   | \$ 14.09                                | \$ 19.29                                    | \$ -   | \$ -   | \$ 19.29                                      |
| Beauregard, Scott & Elizabeth                    | 53-08-21-100-114.000-008 |        | 2               | N  | \$ 163,600             | \$ 89,055                            | \$ 74,545         | \$1.5437                              | \$2.2845                 | \$ 1,109.96        | \$ 1,839.70         | \$ 197.10  | \$ -   | \$ 532.63                               | \$ 729.74                                   | \$ 69.36   | \$ 22.20   | \$ 638.18                                     |
| Stratton, Nicholas T 2005 Trust                  | 53-08-21-401-025.000-008 | 1547   | 2               | N  | \$ 202,500             | \$ 100,125                           | \$ 102,375        | \$1.5437                              | \$2.2845                 | \$ 1,524.32        | \$ 2,378.42         | \$ 254.83  | \$ -   | \$ 599.27                               | \$ 854.10                                   | \$ 69.36   | \$ 22.20   | \$ 762.54                                     |
| Wever, William D & Sandra K                      | 53-08-21-401-019.000-008 | 1547   | 2               | N  | \$ 194,500             | \$ 98,610                            | \$ 95,890         | \$1.5437                              | \$2.2845                 | \$ 1,428.80        | \$ 2,273.51         | \$ 243.59  | \$ -   | \$ 601.12                               | \$ 844.71                                   | \$ 69.36   | \$ 22.20   | \$ 753.15                                     |
| Wilbur, Troy R & Linda E                         | 53-08-21-401-014.000-008 | 1547   | 2               | N  | \$ 156,400             | \$ 86,990                            | \$ 69,410         | \$1.5437                              | \$2.2845                 | \$ 1,033.48        | \$ 1,712.97         | \$ 183.53  | \$ -   | \$ 495.96                               | \$ 679.49                                   | \$ 69.36   | \$ 22.20   | \$ 587.93                                     |
| Holmes, Ashley                                   | 53-08-21-401-020.000-008 | 1547   | 2               | N  | \$ 153,300             | \$ 85,905                            | \$ 67,395         | \$1.5437                              | \$2.2845                 | \$ 1,003.48        | \$ 1,663.23         | \$ 178.20  | \$ -   | \$ 481.56                               | \$ 659.75                                   | \$ 69.36   | \$ 22.20   | \$ 568.19                                     |
| May, Beth A                                      | 53-08-21-401-012.000-008 | 1547   | 2               | N  | \$ 148,100             | \$ 84,085                            | \$ 64,015         | \$1.5437                              | \$2.2845                 | \$ 953.16          | \$ 1,579.83         | \$ 169.27  | \$ -   | \$ 457.40                               | \$ 626.67                                   | \$ 69.36   | \$ 22.20   | \$ 535.11                                     |
| Dorothy Apartment Rentals Inc                    | 53-08-21-401-017.000-008 | 1547   | 2               | N  | \$ 146,700             | \$ -                                 | \$ 146,700        | \$1.5437                              | \$2.2845                 | \$ 2,264.60        | \$ 3,444.30         | \$ 369.03  | \$ -   | \$ 810.67                               | \$ 1,179.70                                 | \$ 69.36   | \$ 22.20   | \$ 1,088.14                                   |
| Martz, Wade M & Janice A                         | 53-01-41-068-524.000-008 | 2191   | 2               | N  | \$ 390,200             | \$ 168,820                           | \$ 221,380        | \$1.5437                              | \$2.2845                 | \$ 3,296.26        | \$ 4,609.02         | \$ 493.83  | \$ -   | \$ 818.93                               | \$ 1,312.76                                 | \$ 69.36   | \$ 22.20   | \$ 1,221.20                                   |
| Chester, Adam L & Julie M                        | 53-01-41-068-525.000-008 | 2171   | 2               | N  | \$ 361,400             | \$ 158,740                           | \$ 202,660        | \$1.5437                              | \$2.2845                 | \$ 3,017.52        | \$ 4,266.26         | \$ 457.10  | \$ -   | \$ 791.64                               | \$ 1,248.74                                 | \$ 69.36   | \$ 22.20   | \$ 1,157.18                                   |
| Fultz, Rodney A                                  | 53-01-41-068-526.000-008 | 2126   | 2               | N  | \$ 318,000             | \$ 143,550                           | \$ 174,450        | \$1.5437                              | \$2.2845                 | \$ 2,597.48        | \$ 3,749.75         | \$ 401.76  | \$ -   | \$ 750.52                               | \$ 1,152.27                                 | \$ 69.36   | \$ 22.20   | \$ 1,060.71                                   |
| Fredrick, Kevin R & Gerri L                      | 53-01-41-068-527.000-008 | 2161   | 2               | N  | \$ 468,000             | \$ 196,050                           | \$ 271,950        | \$1.5437                              | \$2.2845                 | \$ 4,049.24        | \$ 5,534.91         | \$ 593.03  | \$ -   | \$ 892.65                               | \$ 1,485.67                                 | \$ -   | \$ -   | \$ 1,485.67                                   |
| Joe Kemp Construction, LLC                       | 53-01-41-068-528.000-008 | 2161   | 2               | N  | \$ 60,000              | \$ -                                 | \$ 60,000         | \$1.5437                              | \$2.2845                 | \$ 926.22          | \$ 1,535.18         | \$ 164.48  | \$ -   | \$ 444.47                               | \$ 608.96                                   | \$ -   | \$ -   | \$ 608.96                                     |
| Washel, James W III & Melissa M                  | 53-01-41-068-529.000-008 | 2161   | 2               | N  | \$ 457,700             | \$ 192,445                           | \$ 265,255        | \$1.5437                              | \$2.2845                 | \$ 3,949.56        | \$ 5,412.34         | \$ 579.90  | \$ -   | \$ 882.88                               | \$ 1,462.78                                 | \$ -   | \$ -   | \$ 1,462.78                                   |
| Fields, Derek Brent & Malynda Ann                | 53-01-41-068-530.000-008 | 2160   | 2               | N  | \$ 360,700             | \$ 158,495                           | \$ 202,205        | \$1.5437                              | \$2.2845                 | \$ 3,010.76        | \$ 4,257.94         | \$ 456.21  | \$ -   | \$ 790.96                               | \$ 1,247.18                                 | \$ 69.36   | \$ 22.20   | \$ 1,155.62                                   |
| Flynn, Arnold K & Chonghua W                     | 53-01-41-068-531.000-008 | 2160   | 2               | N  | \$ 418,100             | \$ 175,585                           | \$ 242,515        | \$1.5437                              | \$2.2845                 | \$ 3,610.96        | \$ 4,944.29         | \$ 529.75  | \$ -   | \$ 803.58                               | \$ 1,333.33                                 | \$ 69.36   | \$ 22.20   | \$ 1,241.77                                   |
| Odell, Jonathan & Rachel; Odell, Wilma R         | 53-01-41-068-532.000-008 | 2160   | 2               | N  | \$ 436,000             | \$ 184,850                           | \$ 251,150        | \$1.5437                              | \$2.2845                 | \$ 3,739.52        | \$ 5,154.08         | \$ 552.22  | \$ -   | \$ 862.34                               | \$ 1,414.56                                 | \$ 69.36   | \$ 22.20   | \$ 1,323.00                                   |
| Egler, Thomas B & Kim                            | 53-01-41-068-533.000-008 | 2336   | 2               | N  | \$ 322,600             | \$ 145,160                           | \$ 177,440        | \$1.5437                              | \$2.2845                 | \$ 2,642.00        | \$ 3,804.50         | \$ 407.63  | \$ -   | \$ 754.87                               | \$ 1,162.50                                 | \$ 69.36   | \$ 22.20   | \$ 1,070.94                                   |

# City of Bloomington

## Area #2: South-East Annexation Area - Tax Impacts Analysis

Note (1): This section shows the inc/(dec) in tax bills due to differences between township fire protection rates and the Monroe Fire Protection District fire rate

| Owner Name   | Parcel #                 | Waiver | Annexation Area | AG | 2020 Pay 2021 Gross AV | 2020 Pay 2021 Deductions / Exemptions | 2020 Pay 2021 NAV | Pre-Annex 2020 Pay 2021 Prop Tax Rate | Post-Annex Prop Tax Rate | Pre-Annex Tax Bill | Post-Annex Tax Bill | Net Tax Bill Increase Due Solely to AV Growth (12% Aggregate over 4 years) | Net Tax Bill Increase Due to Difference Between Fire Rates (1) | Net Tax Bill Increase Due to Annexation | Total Post-Annexation Net Tax Bill Increase | Benefit 1 Yearly Sewer Bill Savings (@ 4000 Gal/Month) | Benefit 2 Yearly Fire Protection (Water Surcharge) Savings | Post-Annex Tax Bill Inc/(Dec) Net of Benefits |
|--|--------------------------|--------|-----------------|----|------------------------|---------------------------------------|-------------------|---------------------------------------|--------------------------|--------------------|---------------------|--|--|---|---|--|--|---|
| Kiang, Paula P   | 53-08-14-105-007.000-008 |        | 2               | N  | \$ 299,400             | \$ 116,890                            | \$ 182,510        | \$ 1.5437                             | \$ 2.2845                | \$ 2,744.32        | \$ 4,202.20         | \$ 450.23  | \$ -   | \$ 1,007.65                             | \$ 1,457.88                                 | \$ -   | \$ -   | \$ 1,457.88                                   |
| Nichols, Keely Dia & Joshua David                        | 53-08-20-400-030.000-008 |        | 2               | N  | \$ 135,200             | \$ 72,675                             | \$ 62,525         | \$ 1.5437                             | \$ 2.2845                | \$ 940.12          | \$ 1,558.21         | \$ 166.95  | \$ -   | \$ 451.14                               | \$ 618.09                                   | \$ 69.36   | \$ 14.76   | \$ 533.97                                     |
| Nichols, Keely Dia & Joshua David                        | 53-08-20-400-036.000-008 |        | 2               | N  | \$ 400                 | \$ -                                  | \$ 400            | \$ 1.5437                             | \$ 2.2845                | \$ 6.17            | \$ 10.23            | \$ 1.10  | \$ -   | \$ 2.97                                 | \$ 4.06                                     | \$ -   | \$ -   | \$ 4.06                                       |
| Bode, Tina R Revocable Living Trust                      | 53-08-01-100-080.021-008 | 2286   | 2               | N  | \$ 719,400             | \$ -                                  | \$ 719,400        | \$ 1.5437                             | \$ 2.2845                | \$ 11,105.38       | \$ 16,890.48        | \$ 1,809.69  | \$ -   | \$ 3,975.40                             | \$ 5,785.10                                 | \$ -   | \$ -   | \$ 5,785.10                                   |
| Chitwood, Gregory Q & Mary Ann                           | 53-08-01-100-080.022-008 | 2286   | 2               | N  | \$ 1,900               | \$ -                                  | \$ 1,900          | \$ 1.5437                             | \$ 2.2845                | \$ 29.32           | \$ 48.61            | \$ 5.21  | \$ -   | \$ 14.09                                | \$ 19.29                                    | \$ -   | \$ -   | \$ 19.29                                      |
| Whitaker, Robert E & Brenda                              | 53-08-01-100-080.023-008 | 2286   | 2               | N  | \$ 1,900               | \$ -                                  | \$ 1,900          | \$ 1.5437                             | \$ 2.2845                | \$ 29.32           | \$ 48.61            | \$ 5.21  | \$ -   | \$ 14.09                                | \$ 19.29                                    | \$ -   | \$ -   | \$ 19.29                                      |
| Schroeder, David & Kim                                   | 53-08-01-100-080.024-008 | 2286   | 2               | N  | \$ 599,200             | \$ 241,970                            | \$ 357,230        | \$ 1.5437                             | \$ 2.2845                | \$ 5,319.02        | \$ 7,096.34         | \$ 760.33  | \$ -   | \$ 1,016.99                             | \$ 1,777.32                                 | \$ -   | \$ -   | \$ 1,777.32                                   |
| Courtney, Steven and Sandra Joint Revocable Living Trust | 53-08-01-100-080.025-008 | 2286   | 2               | N  | \$ 594,800             | \$ 237,430                            | \$ 357,370        | \$ 1.5437                             | \$ 2.2845                | \$ 5,321.10        | \$ 7,047.20         | \$ 755.05  | \$ -   | \$ 971.05                               | \$ 1,726.10                                 | \$ 69.36   | \$ 22.20   | \$ 1,634.54                                   |
| McNelly, Karri Beth                                      | 53-08-01-100-080.026-008 | 2286   | 2               | N  | \$ 504,000             | \$ 208,650                            | \$ 295,350        | \$ 1.5437                             | \$ 2.2845                | \$ 4,397.64        | \$ 5,963.35         | \$ 638.93  | \$ -   | \$ 926.78                               | \$ 1,565.71                                 | \$ -   | \$ -   | \$ 1,565.71                                   |
| Deckard, Deanilee  | 53-08-01-100-080.027-008 | 2334   | 2               | N  | \$ 473,900             | \$ 195,115                            | \$ 278,785        | \$ 1.5437                             | \$ 2.2845                | \$ 4,151.00        | \$ 5,608.36         | \$ 600.89  | \$ -   | \$ 856.47                               | \$ 1,457.36                                 | \$ 69.36   | \$ 22.20   | \$ 1,365.80                                   |
| Chitwood, Gregory Q & Mary Ann                           | 53-08-01-100-080.028-008 | 2286   | 2               | N  | \$ -                   | \$ -                                  | \$ -              | \$ 1.5437                             | \$ 2.2845                | \$ -               | \$ -                | \$ -   | \$ -   | \$ -                                    | \$ -  | \$ -   | \$ -   | \$ -  |
| Musumeci, Robert S & Megan W                             | 53-08-01-100-080.029-008 | 2286   | 2               | N  | \$ 502,200             | \$ 208,020                            | \$ 294,180        | \$ 1.5437                             | \$ 2.2845                | \$ 4,380.24        | \$ 5,941.94         | \$ 636.64  | \$ -   | \$ 925.06                               | \$ 1,561.70                                 | \$ -   | \$ -   | \$ 1,561.70                                   |
| Mast, Marvin A & Mary Ann                                | 53-08-01-100-080.030-008 | 2286   | 2               | N  | \$ 456,800             | \$ 189,130                            | \$ 267,670        | \$ 1.5437                             | \$ 2.2845                | \$ 3,985.50        | \$ 5,404.85         | \$ 579.08  | \$ -   | \$ 840.27                               | \$ 1,419.35                                 | \$ -   | \$ -   | \$ 1,419.35                                   |
| Schwandt, Thomas A & Sheryl                              |                          |        |                 |    |                        |                                       |                   |                                       |                          |                    |                     |  |  |   |   |  |  |   |
| Knighton-Schwandt  | 53-08-01-100-080.031-008 | 2286   | 2               | N  | \$ 468,500             | \$ 196,225                            | \$ 272,275        | \$ 1.5437                             | \$ 2.2845                | \$ 4,054.08        | \$ 5,540.86         | \$ 593.66  | \$ -   | \$ 893.12                               | \$ 1,486.78                                 | \$ 69.36   | \$ 22.20   | \$ 1,395.22                                   |
| Nixon, Brent M & Jillian                                 | 53-08-01-100-080.033-008 | 2286   | 2               | N  | \$ 496,300             | \$ 205,955                            | \$ 290,345        | \$ 1.5437                             | \$ 2.2845                | \$ 4,323.12        | \$ 5,871.71         | \$ 629.11  | \$ -   | \$ 919.48                               | \$ 1,548.59                                 | \$ 69.36   | \$ 22.20   | \$ 1,457.03                                   |
| Gize, Patricia A   | 53-08-01-100-080.034-008 | 2286   | 2               | N  | \$ 435,300             | \$ -                                  | \$ 435,300        | \$ 1.5437                             | \$ 2.2845                | \$ 6,719.72        | \$ 10,220.22        | \$ 1,095.02  | \$ -   | \$ 2,405.47                             | \$ 3,500.50                                 | \$ -   | \$ -   | \$ 3,500.50                                   |
| Brashear, Helen D; Butler, Lakesha S                     | 53-08-01-100-080.035-008 | 2286   | 2               | N  | \$ 466,700             | \$ 195,595                            | \$ 271,105        | \$ 1.5437                             | \$ 2.2845                | \$ 4,036.64        | \$ 5,519.45         | \$ 591.38  | \$ -   | \$ 891.43                               | \$ 1,482.81                                 | \$ -   | \$ -   | \$ 1,482.81                                   |
| Dehon, Louis Greg & Danielle R                           | 53-08-01-100-080.036-008 | 2286   | 2               | N  | \$ 1,900               | \$ 950                                | \$ 950            | \$ 1.5437                             | \$ 2.2845                | \$ 14.67           | \$ 24.31            | \$ 2.60  | \$ -   | \$ 7.03                                 | \$ 9.64                                     | \$ -   | \$ -   | \$ 9.64                                       |
| Edelman, Paul & Karen                                    | 53-08-01-100-080.037-008 | 2286   | 2               | N  | \$ 84,000              | \$ 3,000                              | \$ 81,000         | \$ 1.5437                             | \$ 2.2845                | \$ 1,250.40        | \$ 2,072.49         | \$ 222.05  | \$ -   | \$ 600.04                               | \$ 822.09                                   | \$ -   | \$ -   | \$ 822.09                                     |
| Allen, Donald L & Charlene K                             | 53-08-01-100-080.038-008 | 2477   | 2               | N  | \$ 329,600             | \$ 144,610                            | \$ 184,990        | \$ 1.5437                             | \$ 2.2845                | \$ 2,754.44        | \$ 3,891.05         | \$ 416.90  | \$ -   | \$ 719.71                               | \$ 1,136.61                                 | \$ -   | \$ -   | \$ 1,136.61                                   |
| Pate, Edward L   | 53-08-21-200-019.000-008 |        | 2               | N  | \$ 160,800             | \$ 88,530                             | \$ 72,270         | \$ 1.5437                             | \$ 2.2845                | \$ 1,076.08        | \$ 1,783.54         | \$ 191.09  | \$ -   | \$ 516.38                               | \$ 707.46                                   | \$ 69.36   | \$ 22.20   | \$ 615.90                                     |
| Branam, Larry J Sr & Sylvia                              | 53-08-21-200-028.000-008 |        | 2               | N  | \$ 66,900              | \$ 51,988                             | \$ 14,912         | \$ 1.5437                             | \$ 2.2845                | \$ 222.04          | \$ 368.01           | \$ 39.42   | \$ -   | \$ 106.55                               | \$ 145.97                                   | \$ 69.36   | \$ 14.76   | \$ 61.85                                      |
| Haldeman, Andrew Laurence & Jessica Lynn                 | 53-08-21-300-044.000-008 |        | 2               | N  | \$ 148,400             | \$ 78,590                             | \$ 69,810         | \$ 1.5437                             | \$ 2.2845                | \$ 1,046.56        | \$ 1,734.63         | \$ 185.85  | \$ -   | \$ 502.22                               | \$ 688.07                                   | \$ 69.36   | \$ 22.20   | \$ 596.51                                     |
| Chitwood, Gregory Q & Mary Ann                           | 53-08-01-100-080.039-008 | 2286   | 2               | N  | \$ 1,900               | \$ -                                  | \$ 1,900          | \$ 1.5437                             | \$ 2.2845                | \$ 29.32           | \$ 48.61            | \$ 5.21  | \$ -   | \$ 14.09                                | \$ 19.29                                    | \$ -   | \$ -   | \$ 19.29                                      |
| TK Constructors Inc                                      | 53-08-01-100-080.040-008 | 2286   | 2               | N  | \$ 1,900               | \$ -                                  | \$ 1,900          | \$ 1.5437                             | \$ 2.2845                | \$ 29.32           | \$ 48.61            | \$ 5.21  | \$ -   | \$ 14.09                                | \$ 19.29                                    | \$ -   | \$ -   | \$ 19.29                                      |
| Patel, Ganpat R  | 53-08-01-100-080.041-008 | 2286   | 2               | N  | \$ 1,900               | \$ -                                  | \$ 1,900          | \$ 1.5437                             | \$ 2.2845                | \$ 29.32           | \$ 48.61            | \$ 5.21  | \$ -   | \$ 14.09                                | \$ 19.29                                    | \$ -   | \$ -   | \$ 19.29                                      |
| Chitwood, Gregory Q & Mary Ann                           | 53-08-01-100-080.042-008 | 2286   | 2               | N  | \$ 1,900               | \$ -                                  | \$ 1,900          | \$ 1.5437                             | \$ 2.2845                | \$ 29.32           | \$ 48.61            | \$ 5.21  | \$ -   | \$ 14.09                                | \$ 19.29                                    | \$ -   | \$ -   | \$ 19.29                                      |
| Chitwood, Gregory Q & Mary Ann                           | 53-08-01-100-080.043-008 | 2286   | 2               | N  | \$ -                   | \$ -                                  | \$ -              | \$ 1.5437                             | \$ 2.2845                | \$ -               | \$ -                | \$ -   | \$ -   | \$ -                                    | \$ -  | \$ -   | \$ -   | \$ -  |
| Veatch, Trevor Wyatt & Lindsay Noelle                    | 53-08-21-401-013.000-008 | 1547   | 2               | N  | \$ 144,300             | \$ 82,755                             | \$ 61,545         | \$ 1.5437                             | \$ 2.2845                | \$ 916.38          | \$ 1,518.86         | \$ 162.73  | \$ -   | \$ 439.75                               | \$ 602.48                                   | \$ 69.36   | \$ 22.20   | \$ 510.92                                     |
| Gaston, Forrest S & Brenda J                             | 53-08-21-401-018.000-008 | 1547   | 2               | N  | \$ 152,100             | \$ -                                  | \$ 152,100        | \$ 1.5437                             | \$ 2.2845                | \$ 2,347.96        | \$ 3,571.09         | \$ 382.62  | \$ -   | \$ 840.51                               | \$ 1,223.13                                 | \$ 69.36   | \$ 22.20   | \$ 1,131.57                                   |
| Schomacker, Scott & Rhedcy                               | 53-08-21-401-035.000-008 | 1547   | 2               | N  | \$ 192,200             | \$ 99,415                             | \$ 92,785         | \$ 1.5437                             | \$ 2.2845                | \$ 1,381.52        | \$ 2,249.35         | \$ 241.00  | \$ -   | \$ 626.83                               | \$ 867.83                                   | \$ 69.36   | \$ 22.20   | \$ 776.27                                     |
| Chiriboga, Nelly G                                       | 53-08-21-401-015.000-008 | 1547   | 2               | N  | \$ 147,900             | \$ 3,000                              | \$ 144,900        | \$ 1.5437                             | \$ 2.2845                | \$ 2,236.82        | \$ 3,469.24         | \$ 371.70  | \$ -   | \$ 860.72                               | \$ 1,232.42                                 | \$ 69.36   | \$ 22.20   | \$ 1,140.86                                   |
| Miller, Cody W & Dewitt, Alexandra                       | 53-08-21-401-036.000-008 | 1547   | 2               | N  | \$ 146,400             | \$ 83,490                             | \$ 62,910         | \$ 1.5437                             | \$ 2.2845                | \$ 936.70          | \$ 1,552.55         | \$ 166.34  | \$ -   | \$ 449.51                               | \$ 615.85                                   | \$ -   | \$ -   | \$ 615.85                                     |
| Burton, Judy A   | 53-08-21-401-029.000-008 | 1547   | 2               | N  | \$ 155,600             | \$ 86,710                             | \$ 68,890         | \$ 1.5437                             | \$ 2.2845                | \$ 1,025.74        | \$ 1,700.14         | \$ 182.16  | \$ -   | \$ 492.24                               | \$ 674.40                                   | \$ 69.36   | \$ 22.20   | \$ 582.84                                     |
| Powell, Matthew P  | 53-08-21-401-030.000-008 | 1547   | 2               | N  | \$ 218,800             | \$ 133,790                            | \$ 85,010         | \$ 1.5437                             | \$ 2.2845                | \$ 1,265.76        | \$ 2,097.96         | \$ 224.78  | \$ -   | \$ 607.43                               | \$ 832.20                                   | \$ 69.36   | \$ 22.20   | \$ 740.64                                     |
| An, Daniel Jin   | 53-08-21-401-031.000-008 | 1547   | 2               | N  | \$ 194,200             | \$ 100,115                            | \$ 94,085         | \$ 1.5437                             | \$ 2.2845                | \$ 1,400.88        | \$ 2,273.15         | \$ 243.55  | \$ -   | \$ 628.72                               | \$ 872.27                                   | \$ 69.36   | \$ 22.20   | \$ 780.71                                     |
| Koch, Janice L   | 53-08-21-401-023.000-008 | 1547   | 2               | N  | \$ 159,600             | \$ 88,110                             | \$ 71,490         | \$ 1.5437                             | \$ 2.2845                | \$ 1,064.46        | \$ 1,764.31         | \$ 189.04  | \$ -   | \$ 510.81                               | \$ 699.85                                   | \$ 69.36   | \$ 22.20   | \$ 608.29                                     |
| Roberson, Claire M Revocable Trust                       | 53-08-21-401-024.000-008 | 1547   | 2               | N  | \$ 158,200             | \$ 84,620                             | \$ 73,580         | \$ 1.5437                             | \$ 2.2845                | \$ 1,095.56        | \$ 1,815.88         | \$ 194.57  | \$ -   | \$ 525.76                               | \$ 720.32                                   | \$ 69.36   | \$ 22.20   | \$ 628.76                                     |
| Smith, Robert L & Janice D                               | 53-08-21-401-016.000-008 | 1547   | 2               | N  | \$ 140,900             | \$ 81,565                             | \$ 59,335         | \$ 1.5437                             | \$ 2.2845                | \$ 883.48          | \$ 1,464.32         | \$ 156.89  | \$ -   | \$ 423.96                               | \$ 580.84                                   | \$ 69.36   | \$ 22.20   | \$ 489.28                                     |
| Taha, Ruth L & Ibrahim A                                 | 53-08-21-401-037.000-008 | 1547   | 2               | N  | \$ 199,200             | \$ 101,970                            | \$ 97,230         | \$ 1.5437                             | \$ 2.2845                | \$ 1,447.72        | \$ 2,335.92         | \$ 250.28  | \$ -   | \$ 637.91                               | \$ 888.20                                   | \$ 69.36   | \$ 22.20   | \$ 796.64                                     |
| Deckard, T J   | 53-08-21-401-010.000-008 | 1547   | 2               | N  | \$ 163,800             | \$ 89,580                             | \$ 74,220         | \$ 1.5437                             | \$ 2.2845                | \$ 1,105.10        | \$ 1,831.66         | \$ 196.24  | \$ -   | \$ 530.32                               | \$ 726.56                                   | \$ 69.36   | \$ 22.20   | \$ 635.00                                     |
| Guidry, Chris & Shannon                                  | 53-08-21-401-008.000-008 | 1547   | 2               | N  | \$ 193,200             | \$ 99,870                             | \$ 93,330         | \$ 1.5437                             | \$ 2.2845                | \$ 1,389.64        | \$ 2,264.51         | \$ 242.63  | \$ -   | \$ 632.24                               | \$ 874.87                                   | \$ 69.36   | \$ 22.20   | \$ 783.31                                     |
| Alberson, John J & Jill                                  | 53-08-21-401-004.000-008 | 1547   | 2               | N  | \$ 170,500             | \$ 91,925                             | \$ 78,575         | \$ 1.5437                             | \$ 2.2845                | \$ 1,169.96        | \$ 1,939.16         | \$ 207.77  | \$ -   | \$ 561.43                               | \$ 769.20                                   | \$ 69.36   | \$ 22.20   | \$ 677.64                                     |
| Scott, Linda M & Steven C                                | 53-08-21-401-033.000-008 | 1547   | 2               | N  | \$ 181,100             | \$ 95,635                             | \$ 85,465         | \$ 1.5437                             | \$ 2.2845                | \$ 1,272.54        | \$ 2,109.20         | \$ 225.99  | \$ -   | \$ 610.67                               | \$ 836.66                                   | \$ 69.36   | \$ 22.20   | \$ 745.10                                     |

# City of Bloomington

## Area #2: South-East Annexation Area - Tax Impacts Analysis

Note (1): This section shows the inc/(dec) in tax bills due to differences between township fire protection rates and the Monroe Fire Protection District fire rate

| Owner Name  | Parcel #                 | Waiver | Annexation Area | AG | 2020 Pay 2021 Gross AV | 2020 Pay 2021 Deductions /Exemptions | 2020 Pay 2021 NAV | Pre-Annex 2020 Pay 2021 Prop Tax Rate | Post-Annex Prop Tax Rate | Pre-Annex Tax Bill | Post-Annex Tax Bill | Net Tax Bill Increase Due Solely to AV Growth (12% Aggregate over 4 years) | Net Tax Bill to Difference Between Fire Rates (1) | Net Tax Bill Increase Due to Annexation | Total Post-Annexation Net Tax Bill Increase | Benefit 1 Yearly Sewer Bill Savings (@ 4000 Gal/Month) | Benefit 2 Yearly Fire Protection (Water Surcharge) Savings | Post-Annex Tax Bill Inc/(Dec) Net of Benefits |
|---|--------------------------|--------|-----------------|----|------------------------|--------------------------------------|-------------------|---------------------------------------|--------------------------|--------------------|---------------------|--|---|---|---|--|--|---|
| May, Alexandra C  | 53-08-21-401-009.000-008 | 1547   | 2               | N  | \$ 173,000             | \$ 92,800                            | \$ 80,200         | \$1.5437                              | \$2.2845                 | \$ 1,194.16        | \$ 1,979.26         | \$ 212.06  | \$ -  | \$ 573.04                               | \$ 785.10                                   | \$ 69.36   | \$ 22.20   | \$ 693.54                                     |
| Velazquez, Sonia  | 53-08-21-401-021.000-008 | 1547   | 2               | N  | \$ 158,500             | \$ 87,410                            | \$ 71,090         | \$1.5437                              | \$2.2845                 | \$ 1,058.52        | \$ 1,754.44         | \$ 187.98  | \$ -  | \$ 507.94                               | \$ 695.92                                   | \$ 69.36   | \$ 22.20   | \$ 604.36                                     |
| Ridinger, Ashley D  | 53-08-21-401-027.000-008 | 1547   | 2               | N  | \$ 156,900             | \$ 87,165                            | \$ 69,735         | \$1.5437                              | \$2.2845                 | \$ 1,038.32        | \$ 1,720.99         | \$ 184.39  | \$ -  | \$ 498.28                               | \$ 682.67                                   | \$ 69.36   | \$ 22.20   | \$ 591.11                                     |
| Katsaropoulos, Mary L;<br>Katsaropoulos, Christopher D &<br>Marilyn F | 53-08-29-100-018.000-008 |        | 2               | N  | \$ 70,300              | \$ 55,022                            | \$ 15,278         | \$1.5437                              | \$2.2845                 | \$ 227.48          | \$ 377.04           | \$ 40.39   | \$ -  | \$ 109.17                               | \$ 149.56                                   | \$ 69.36   | \$ 22.20   | \$ 58.00                                      |
| Lewis, Gerald   | 53-08-29-100-012.000-008 |        | 2               | N  | \$ 106,700             | \$ -                                 | \$ 106,700        | \$1.5437                              | \$2.2845                 | \$ 1,647.12        | \$ 2,507.27         | \$ 268.64  | \$ -  | \$ 591.51                               | \$ 860.15                                   | \$ 69.36   | \$ 22.20   | \$ 768.59                                     |
| Kates, Joshua L & Fleissner, Jennifer L                               | 53-08-01-100-011.000-008 |        | 2               | N  | \$ 624,100             | \$ 237,455                           | \$ 386,645        | \$1.5437                              | \$2.2845                 | \$ 5,776.04        | \$ 7,836.44         | \$ 839.61  | \$ -  | \$ 1,220.79                             | \$ 2,060.40                                 | \$ 69.36   | \$ 37.08   | \$ 1,953.96                                   |
| FitzSimmons, Daniel John & Tavy De Lacy Aherne                        | 53-08-01-100-042.000-008 |        | 2               | N  | \$ 359,100             | \$ 153,140                           | \$ 205,960        | \$1.5437                              | \$2.2845                 | \$ 3,072.52        | \$ 4,352.85         | \$ 466.37  | \$ -  | \$ 813.96                               | \$ 1,280.33                                 | \$ 69.36   | \$ 22.20   | \$ 1,188.77                                   |
| Clark, Floyd K & Mildred G Revocable Living Trust                     | 53-08-11-101-071.000-008 | 1342   | 2               | N  | \$ 122,300             | \$ 72,055                            | \$ 50,245         | \$1.5437                              | \$2.2845                 | \$ 441.04          | \$ 1,239.99         | \$ 132.85  | \$ -  | \$ 666.10                               | \$ 798.95                                   | \$ -   | \$ -   | \$ 798.95                                     |
| Beane, Dustin A & Jacquelyn I   | 53-08-14-300-014.000-008 |        | 2               | N  | \$ 191,100             | \$ 89,135                            | \$ 101,965        | \$1.5437                              | \$2.2845                 | \$ 1,529.16        | \$ 2,516.45         | \$ 269.62  | \$ -  | \$ 717.67                               | \$ 987.29                                   | \$ -   | \$ -   | \$ 987.29                                     |
| Rink, Eleanor Jane & DJC Investments LLC                              | 53-08-22-200-004.000-008 |        | 2               | Y  | \$ 233,900             | \$ -                                 | \$ 233,900        | \$1.5437                              | \$2.2845                 | \$ 3,610.72        | \$ 3,610.72         | \$ 1,932.13  | \$ -  | \$ -                                    | \$ 1,932.13                                 | \$ -   | \$ -   | \$ 1,932.13                                   |
| Rink, Eleanor Jane & DJC Investments LLC                              | 53-08-22-200-014.000-008 |        | 2               | Y  | \$ 11,300              | \$ -                                 | \$ 11,300         | \$1.5437                              | \$2.2845                 | \$ 174.44          | \$ 174.44           | \$ 90.87   | \$ -  | \$ -                                    | \$ 90.87                                    | \$ -   | \$ -   | \$ 90.87                                      |
| City of Bloomington Utilities   | 53-08-22-200-001.000-008 |        | 2               | N  | \$ -                   | \$ -                                 | \$ -              | \$1.5437                              | \$2.2845                 | \$ -               | \$ -                | \$ -   | \$ -  | \$ -                                    | \$ -  | \$ -   | \$ -   | \$ -  |
| Bruce, Jo Anna  | 53-08-21-300-059.000-008 | 1683   | 2               | N  | \$ 133,800             | \$ 70,050                            | \$ 63,750         | \$1.5437                              | \$2.2845                 | \$ 961.68          | \$ 1,593.97         | \$ 170.78  | \$ -  | \$ 461.50                               | \$ 632.29                                   | \$ 69.36   | \$ 22.20   | \$ 540.73                                     |
| Terrell, Brenda J   | 53-08-21-400-044.000-008 |        | 2               | N  | \$ 180,900             | \$ 88,890                            | \$ 92,010         | \$1.5437                              | \$2.2845                 | \$ 1,375.74        | \$ 2,265.05         | \$ 242.68  | \$ -  | \$ 646.63                               | \$ 889.31                                   | \$ -   | \$ -   | \$ 889.31                                     |
| Howell, Jeffrey & Christine   | 53-08-16-400-007.000-008 |        | 2               | N  | \$ 165,300             | \$ 85,110                            | \$ 80,190         | \$1.5437                              | \$2.2845                 | \$ 1,197.12        | \$ 1,874.01         | \$ 200.79  | \$ -  | \$ 476.10                               | \$ 676.89                                   | \$ -   | \$ -   | \$ 676.89                                     |
| Noble-Kuchera, Jenny  | 53-08-20-400-086.000-008 |        | 2               | N  | \$ 154,000             | \$ 85,135                            | \$ 68,865         | \$1.5437                              | \$2.2845                 | \$ 1,025.36        | \$ 1,699.52         | \$ 182.10  | \$ -  | \$ 492.06                               | \$ 674.16                                   | \$ 69.36   | \$ 14.76   | \$ 590.04                                     |
| Derifond, Wisk  | 53-08-16-300-034.000-008 |        | 2               | N  | \$ 271,200             | \$ 122,165                           | \$ 149,035        | \$1.5437                              | \$2.2845                 | \$ 2,225.28        | \$ 3,314.96         | \$ 355.17  | \$ -  | \$ 734.51                               | \$ 1,089.68                                 | \$ -   | \$ -   | \$ 1,089.68                                   |
| Clear Creek Christian Church, Trustees                                | 53-08-20-403-005.000-008 | 2327   | 2               | N  | \$ 64,800              | \$ -                                 | \$ 64,800         | \$1.5437                              | \$2.2845                 | \$ 1,000.32        | \$ 1,521.41         | \$ 163.01  | \$ -  | \$ 358.08                               | \$ 521.09                                   | \$ 69.36   | \$ 14.76   | \$ 436.97                                     |
| Bruce, Howard Douglas & Shelly Suzanne                                | 53-08-20-400-043.000-008 |        | 2               | N  | \$ 123,100             | \$ -                                 | \$ 123,100        | \$1.5437                              | \$2.2845                 | \$ 1,900.28        | \$ 2,890.21         | \$ 309.67  | \$ -  | \$ 680.27                               | \$ 989.93                                   | \$ 69.36   | \$ 14.76   | \$ 905.81                                     |
| Kansas City Momma LLC   | 53-08-20-400-002.000-008 |        | 2               | N  | \$ 39,700              | \$ -                                 | \$ 39,700         | \$1.5437                              | \$2.2845                 | \$ 612.84          | \$ 1,015.78         | \$ 108.83  | \$ -  | \$ 294.10                               | \$ 402.94                                   | \$ 69.36   | \$ 22.20   | \$ 311.38                                     |
| Hass, Sheryl A & Hass, George D Jr                                    | 53-08-21-401-028.000-008 | 1547   | 2               | N  | \$ 149,400             | \$ -                                 | \$ 149,400        | \$1.5437                              | \$2.2845                 | \$ 2,306.28        | \$ 3,507.70         | \$ 375.82  | \$ -  | \$ 825.59                               | \$ 1,201.42                                 | \$ 69.36   | \$ 22.20   | \$ 1,109.86                                   |
| Wood, Jeffrey M & Melissa A   | 53-08-21-401-022.000-008 | 1547   | 2               | N  | \$ 149,100             | \$ 84,435                            | \$ 64,665         | \$1.5437                              | \$2.2845                 | \$ 962.84          | \$ 1,595.87         | \$ 170.99  | \$ -  | \$ 462.04                               | \$ 633.03                                   | \$ 69.36   | \$ 22.20   | \$ 541.47                                     |
| Cogswell, John A & Maria R  | 53-08-21-401-026.000-008 | 1547   | 2               | N  | \$ 186,900             | \$ 3,000                             | \$ 183,900        | \$1.5437                              | \$2.2845                 | \$ 2,838.86        | \$ 4,384.91         | \$ 469.81  | \$ -  | \$ 1,076.24                             | \$ 1,546.05                                 | \$ 69.36   | \$ 22.20   | \$ 1,454.49                                   |
| Buchanan, John E W / L / E Annis M                                    | 53-08-21-300-056.000-008 |        | 2               | N  | \$ 115,500             | \$ 68,030                            | \$ 47,470         | \$1.5437                              | \$2.2845                 | \$ 709.38          | \$ 1,175.77         | \$ 125.97  | \$ -  | \$ 340.42                               | \$ 466.39                                   | \$ 69.36   | \$ 22.20   | \$ 374.83                                     |
| Stidd, Thomas L   | 53-08-29-100-005.000-008 | 1899   | 2               | N  | \$ 67,600              | \$ 50,024                            | \$ 17,576         | \$1.5437                              | \$2.2845                 | \$ 261.70          | \$ 433.76           | \$ 46.47   | \$ -  | \$ 125.59                               | \$ 172.06                                   | \$ 69.36   | \$ 22.20   | \$ 80.50                                      |
| Stidd, Larry T & Rebecca S  | 53-08-29-100-038.000-008 | 1900   | 2               | N  | \$ 164,700             | \$ 99,375                            | \$ 65,325         | \$1.5437                              | \$2.2845                 | \$ 972.66          | \$ 1,612.15         | \$ 172.73  | \$ -  | \$ 466.76                               | \$ 639.49                                   | \$ 69.36   | \$ 22.20   | \$ 547.93                                     |
| Craig, Kenneth R  | 53-08-21-301-077.000-008 |        | 2               | N  | \$ 134,500             | \$ 76,325                            | \$ 58,175         | \$1.5437                              | \$2.2845                 | \$ 866.20          | \$ 1,435.71         | \$ 153.83  | \$ -  | \$ 415.68                               | \$ 569.51                                   | \$ 69.36   | \$ 22.20   | \$ 477.95                                     |
| Craig, Kenneth R  | 53-08-21-301-040.000-008 |        | 2               | N  | \$ 10,900              | \$ -                                 | \$ 10,900         | \$1.5437                              | \$2.2845                 | \$ 168.26          | \$ 278.89           | \$ 29.88   | \$ -  | \$ 80.75                                | \$ 110.63                                   | \$ -   | \$ -   | \$ 110.63                                     |
| Craig, Kenneth R  | 53-08-21-301-039.000-008 |        | 2               | N  | \$ 5,300               | \$ -                                 | \$ 5,300          | \$1.5437                              | \$2.2845                 | \$ 81.82           | \$ 135.61           | \$ 14.53   | \$ -  | \$ 39.26                                | \$ 53.79                                    | \$ -   | \$ -   | \$ 53.79                                      |
| Craig, Kenneth R  | 53-08-21-301-071.000-008 |        | 2               | N  | \$ 1,900               | \$ -                                 | \$ 1,900          | \$1.5437                              | \$2.2845                 | \$ 29.32           | \$ 48.61            | \$ 5.21  | \$ -  | \$ 14.09                                | \$ 19.29                                    | \$ -   | \$ -   | \$ 19.29                                      |
| Craig, Kenneth R  | 53-08-21-301-072.000-008 |        | 2               | N  | \$ 1,900               | \$ -                                 | \$ 1,900          | \$1.5437                              | \$2.2845                 | \$ 29.32           | \$ 48.61            | \$ 5.21  | \$ -  | \$ 14.09                                | \$ 19.29                                    | \$ -   | \$ -   | \$ 19.29                                      |
| Craig, Kenneth R  | 53-08-21-301-064.000-008 |        | 2               | N  | \$ 1,900               | \$ -                                 | \$ 1,900          | \$1.5437                              | \$2.2845                 | \$ 29.32           | \$ 48.61            | \$ 5.21  | \$ -  | \$ 14.09                                | \$ 19.29                                    | \$ -   | \$ -   | \$ 19.29                                      |
| Hillenburg, Robert A & Vicky A  | 53-08-21-301-088.000-008 |        | 2               | N  | \$ 170,500             | \$ 91,925                            | \$ 78,575         | \$1.5437                              | \$2.2845                 | \$ 1,169.96        | \$ 1,939.16         | \$ 207.77  | \$ -  | \$ 561.43                               | \$ 769.20                                   | \$ 69.36   | \$ 37.08   | \$ 662.76                                     |
| Pigott, Rita R Trust  | 53-08-21-301-030.000-008 |        | 2               | N  | \$ 123,400             | \$ -                                 | \$ 123,400        | \$1.5437                              | \$2.2845                 | \$ 1,904.92        | \$ 2,901.05         | \$ 310.83  | \$ -  | \$ 685.30                               | \$ 996.13                                   | \$ 69.36   | \$ 22.20   | \$ 904.57                                     |
| Eads, Alan D  | 53-08-21-301-078.000-008 |        | 2               | N  | \$ 1,900               | \$ -                                 | \$ 1,900          | \$1.5437                              | \$2.2845                 | \$ 29.32           | \$ 48.61            | \$ 5.21  | \$ 9.16   | \$ 14.09                                | \$ 19.29                                    | \$ -   | \$ -   | \$ 19.29                                      |
| Craig, Kenneth R  | 53-08-21-300-085.000-008 |        | 2               | N  | \$ 700                 | \$ -                                 | \$ 700            | \$1.5437                              | \$2.2845                 | \$ 10.81           | \$ 17.91            | \$ 1.92  | \$ -  | \$ 5.18                                 | \$ 7.10                                     | \$ -   | \$ -   | \$ 7.10                                       |
| Eads, Larry & Ruth  | 53-08-21-300-037.000-008 |        | 2               | N  | \$ 200                 | \$ -                                 | \$ 200            | \$1.5437                              | \$2.2845                 | \$ 3.09            | \$ 5.12             | \$ 0.55  | \$ -  | \$ 1.48                                 | \$ 2.03                                     | \$ -   | \$ -   | \$ 2.03                                       |
| Kramme, Michael & Cathy   | 53-08-16-300-029.000-008 |        | 2               | N  | \$ 229,500             | \$ 112,575                           | \$ 116,925        | \$1.5437                              | \$2.2845                 | \$ 1,740.96        | \$ 2,696.51         | \$ 288.91  | \$ -  | \$ 666.64                               | \$ 955.55                                   | \$ 69.36   | \$ 14.76   | \$ 871.43                                     |
| Kramme, Michael   | 53-08-16-300-020.000-008 |        | 2               | N  | \$ 40,500              | \$ -                                 | \$ 40,500         | \$1.5437                              | \$2.2845                 | \$ 625.20          | \$ 1,036.24         | \$ 111.03  | \$ -  | \$ 300.02                               | \$ 411.04                                   | \$ -   | \$ -   | \$ 411.04                                     |
| Bertermann, Erik  | 53-08-20-400-068.000-008 |        | 2               | N  | \$ 110,400             | \$ -                                 | \$ 110,400        | \$1.5437                              | \$2.2845                 | \$ 1,704.24        | \$ 2,596.67         | \$ 278.21  | \$ -  | \$ 614.22                               | \$ 892.43                                   | \$ 69.36   | \$ 22.20   | \$ 800.87                                     |
| Webb, Leslie Dale & Elsie Marie Revocable Trusts                      | 53-08-20-400-100.000-008 | 1484   | 2               | N  | \$ 42,600              | \$ -                                 | \$ 42,600         | \$1.5437                              | \$2.2845                 | \$ 657.62          | \$ 1,089.98         | \$ 116.78  | \$ -  | \$ 315.57                               | \$ 432.36                                   | \$ -   | \$ -   | \$ 432.36                                     |

# City of Bloomington



## Area #2: South-East Annexation Area - Tax Impacts Analysis

Note (1): This section shows the inc/(dec) in tax bills due to differences between township fire protection rates and the Monroe Fire Protection District fire rate

| Owner Name   | Parcel #                 | Waiver | Annexation Area | AG | 2020 Pay 2021 Gross AV | 2020 Pay 2021 Deductions /Exemptions | 2020 Pay 2021 NAV | Pre-Annex 2020 Pay 2021 Prop Tax Rate | Post-Annex Prop Tax Rate | Pre-Annex Tax Bill | Post-Annex Tax Bill | Net Tax Bill Increase Due Solely to AV Growth (12% Aggregate over 4 years) | Net Tax Bill Increase Due to Difference Between Fire Rates (1) | Net Tax Bill Increase Due to Annexation | Total Post-Annexation Net Tax Bill Increase | Benefit 1 Yearly Sewer Bill Savings (@ 4000 Gal/Month) | Benefit 2 Yearly Fire Protection (Water Surcharge) Savings | Post-Annex Tax Bill Inc/(Dec) |
|--|--------------------------|--------|-----------------|----|------------------------|--------------------------------------|-------------------|---------------------------------------|--------------------------|--------------------|---------------------|--|--|---|---|--|--|-------------------------------|
| Welp, Alexander C  | 53-08-20-400-095.000-008 |        | 2               | N  | \$ 126,000             | \$ 76,350                            | \$ 49,650         | \$ 1.5437                             | \$ 2.2845                | \$ 739.28          | \$ 1,225.31         | \$ 131.28  | \$ -   | \$ 354.75                               | \$ 486.03                                   | \$ 69.36   | \$ 14.76   | \$ 401.91                     |
| Allison, David J & Devon F                                       | 53-05-36-400-007.000-004 |        | 2               | N  | \$ 105,500             | \$ -                                 | \$ 105,500        | \$ 1.5403                             | \$ 2.2811                | \$ 1,625.02        | \$ 2,494.58         | \$ 267.28  | \$ -   | \$ 602.28                               | \$ 869.56                                   | \$ 69.36   | \$ 14.76   | \$ 785.44                     |
| Chestnut, Larry D & Glenda J Revocable Trust                     | 53-08-20-400-064.000-008 |        | 2               | N  | \$ 83,700              | \$ -                                 | \$ 83,700         | \$ 1.5437                             | \$ 2.2845                | \$ 1,292.08        | \$ 1,987.50         | \$ 212.95  | \$ -   | \$ 482.47                               | \$ 695.42                                   | \$ 69.36   | \$ 22.20   | \$ 603.86                     |
| Emery, Steven K  | 53-08-14-102-001.000-008 |        | 2               | N  | \$ 187,400             | \$ 97,525                            | \$ 89,875         | \$ 1.5437                             | \$ 2.2845                | \$ 1,338.20        | \$ 2,185.74         | \$ 234.19  | \$ -   | \$ 613.35                               | \$ 847.54                                   | \$ -   | \$ -   | \$ 847.54                     |
| Johnson, Jeffrey W & Melanie P                                   | 53-08-14-103-001.000-008 |        | 2               | N  | \$ 180,200             | \$ 95,320                            | \$ 84,880         | \$ 1.5437                             | \$ 2.2845                | \$ 1,263.84        | \$ 2,094.77         | \$ 224.45  | \$ -   | \$ 606.48                               | \$ 830.93                                   | \$ -   | \$ -   | \$ 830.93                     |
| Boathouse Apartments LLC   | 53-08-14-200-020.539-008 | 2352   | 2               | N  | \$ 183,200             | \$ -                                 | \$ 183,200        | \$ 1.5437                             | \$ 2.2845                | \$ 2,828.06        | \$ 4,301.27         | \$ 460.85  | \$ -   | \$ 1,012.36                             | \$ 1,473.21                                 | \$ 69.36   | \$ 22.20   | \$ 1,381.65                   |
| Boathouse Apartments LLC   | 53-08-14-200-020.540-008 | 2352   | 2               | N  | \$ 186,600             | \$ -                                 | \$ 186,600        | \$ 1.5437                             | \$ 2.2845                | \$ 2,880.54        | \$ 4,381.10         | \$ 469.40  | \$ -   | \$ 1,031.16                             | \$ 1,500.56                                 | \$ 69.36   | \$ 22.20   | \$ 1,409.00                   |
| Boathouse Apartments LLC   | 53-08-14-200-020.541-008 | 2352   | 2               | N  | \$ 186,400             | \$ -                                 | \$ 186,400        | \$ 1.5437                             | \$ 2.2845                | \$ 2,877.46        | \$ 4,376.40         | \$ 468.90  | \$ -   | \$ 1,030.04                             | \$ 1,498.94                                 | \$ 69.36   | \$ 22.20   | \$ 1,407.38                   |
| Boathouse Apartments LLC   | 53-08-14-200-020.542-008 | 2352   | 2               | N  | \$ 188,400             | \$ -                                 | \$ 188,400        | \$ 1.5437                             | \$ 2.2845                | \$ 2,908.32        | \$ 4,423.36         | \$ 473.93  | \$ -   | \$ 1,041.11                             | \$ 1,515.04                                 | \$ 69.36   | \$ 22.20   | \$ 1,423.48                   |
| Boathouse Apartments LLC   | 53-08-14-200-020.543-008 | 2352   | 2               | N  | \$ 184,600             | \$ -                                 | \$ 184,600        | \$ 1.5437                             | \$ 2.2845                | \$ 2,849.68        | \$ 4,334.14         | \$ 464.37  | \$ -   | \$ 1,020.09                             | \$ 1,484.46                                 | \$ 69.36   | \$ 22.20   | \$ 1,392.90                   |
| Boathouse Apartments LLC   | 53-08-14-200-020.544-008 | 2352   | 2               | N  | \$ 186,600             | \$ -                                 | \$ 186,600        | \$ 1.5437                             | \$ 2.2845                | \$ 2,880.54        | \$ 4,381.10         | \$ 469.40  | \$ -   | \$ 1,031.16                             | \$ 1,500.56                                 | \$ 69.36   | \$ 22.20   | \$ 1,409.00                   |
| Boathouse Apartments LLC   | 53-08-14-200-020.545-008 | 2352   | 2               | N  | \$ 186,400             | \$ -                                 | \$ 186,400        | \$ 1.5437                             | \$ 2.2845                | \$ 2,877.46        | \$ 4,376.40         | \$ 468.90  | \$ -   | \$ 1,030.04                             | \$ 1,498.94                                 | \$ 69.36   | \$ 22.20   | \$ 1,407.38                   |
| Beal, Jackson G. & Carolyn M.                                    | 53-08-14-100-024.000-008 |        | 2               | N  | \$ 198,000             | \$ 101,550                           | \$ 96,450         | \$ 1.5437                             | \$ 2.2845                | \$ 1,436.12        | \$ 2,321.63         | \$ 248.75  | \$ -   | \$ 636.76                               | \$ 885.51                                   | \$ -   | \$ -   | \$ 885.51                     |
| Terry, Herbert Alonzo  | 53-08-16-400-001.000-008 |        | 2               | N  | \$ 149,200             | \$ -                                 | \$ 149,200        | \$ 1.5437                             | \$ 2.2845                | \$ 2,303.20        | \$ 3,536.94         | \$ 378.96  | \$ -   | \$ 854.78                               | \$ 1,233.74                                 | \$ 69.36   | \$ 14.76   | \$ 1,149.62                   |
| Terry, Herbert Alonzo  | 53-08-16-400-004.000-008 |        | 2               | N  | \$ 68,000              | \$ -                                 | \$ 68,000         | \$ 1.5437                             | \$ 2.2845                | \$ 1,049.72        | \$ 1,739.87         | \$ 186.41  | \$ -   | \$ 503.73                               | \$ 690.15                                   | \$ -   | \$ -   | \$ 690.15                     |
| Boathouse Apartments LLC   | 53-08-14-200-020.546-008 | 2352   | 2               | N  | \$ 186,400             | \$ -                                 | \$ 186,400        | \$ 1.5437                             | \$ 2.2845                | \$ 2,877.46        | \$ 4,376.40         | \$ 468.90  | \$ -   | \$ 1,030.04                             | \$ 1,498.94                                 | \$ 69.36   | \$ 22.20   | \$ 1,407.38                   |
| Boathouse Apartments LLC   | 53-08-14-200-020.547-008 | 2352   | 2               | N  | \$ 186,600             | \$ -                                 | \$ 186,600        | \$ 1.5437                             | \$ 2.2845                | \$ 2,880.54        | \$ 4,381.10         | \$ 469.40  | \$ -   | \$ 1,031.16                             | \$ 1,500.56                                 | \$ 69.36   | \$ 22.20   | \$ 1,409.00                   |
| Boathouse Apartments LLC   | 53-08-14-200-020.548-008 | 2352   | 2               | N  | \$ 183,200             | \$ -                                 | \$ 183,200        | \$ 1.5437                             | \$ 2.2845                | \$ 2,828.06        | \$ 4,301.27         | \$ 460.85  | \$ -   | \$ 1,012.36                             | \$ 1,473.21                                 | \$ 69.36   | \$ 22.20   | \$ 1,381.65                   |
| Boathouse Apartments LLC   | 53-08-14-200-020.549-008 | 2352   | 2               | N  | \$ 188,400             | \$ -                                 | \$ 188,400        | \$ 1.5437                             | \$ 2.2845                | \$ 2,908.32        | \$ 4,423.36         | \$ 473.93  | \$ -   | \$ 1,041.11                             | \$ 1,515.04                                 | \$ 69.36   | \$ 22.20   | \$ 1,423.48                   |
| Hurlow, John C & Christina                                       | 53-08-14-200-049.000-008 | 2175   | 2               | N  | \$ 684,000             | \$ 256,320                           | \$ 427,680        | \$ 1.5437                             | \$ 2.2845                | \$ 6,390.32        | \$ 8,631.44         | \$ 924.80  | \$ -   | \$ 1,316.32                             | \$ 2,241.12                                 | \$ 69.36   | \$ 22.20   | \$ 2,149.56                   |
| Wildenbeest, Mathijs & Thang, Boi Phuong                         | 53-08-14-200-046.000-008 | 2175   | 2               | N  | \$ 686,400             | \$ 266,800                           | \$ 419,600        | \$ 1.5437                             | \$ 2.2845                | \$ 6,244.94        | \$ 8,149.23         | \$ 873.13  | \$ -   | \$ 1,026.66                             | \$ 1,899.79                                 | \$ 69.36   | \$ 22.20   | \$ 1,808.23                   |
| Rego, Lopo L & Sonja O   | 53-08-14-200-059.000-008 | 2315   | 2               | N  | \$ 678,600             | \$ 253,590                           | \$ 425,010        | \$ 1.5437                             | \$ 2.2845                | \$ 6,351.88        | \$ 8,600.01         | \$ 921.43  | \$ -   | \$ 1,326.70                             | \$ 2,248.13                                 | \$ 69.36   | \$ 22.20   | \$ 2,156.57                   |
| Naik, Jayesh G & Bansari J                                       | 53-08-14-200-043.000-008 | 2240   | 2               | N  | \$ 604,200             | \$ 235,575                           | \$ 368,625        | \$ 1.5437                             | \$ 2.2845                | \$ 5,496.72        | \$ 7,360.25         | \$ 788.60  | \$ -   | \$ 1,074.93                             | \$ 1,863.53                                 | \$ 69.36   | \$ 22.20   | \$ 1,771.97                   |
| Miller, Nicholas Paul & Kathrine Annette                         | 53-08-14-200-016.000-008 | 2072   | 2               | N  | \$ 621,800             | \$ 249,880                           | \$ 371,920        | \$ 1.5437                             | \$ 2.2845                | \$ 5,537.76        | \$ 7,365.29         | \$ 789.13  | \$ -   | \$ 1,038.40                             | \$ 1,827.53                                 | \$ 69.36   | \$ 22.20   | \$ 1,735.97                   |
| Pinto, Amar G & Nirmala R  | 53-08-14-200-015.000-008 |        | 2               | N  | \$ 664,700             | \$ 262,725                           | \$ 401,975        | \$ 1.5437                             | \$ 2.2845                | \$ 5,985.26        | \$ 7,869.23         | \$ 843.13  | \$ -   | \$ 1,040.84                             | \$ 1,883.97                                 | \$ 69.36   | \$ 22.20   | \$ 1,792.41                   |
| McKeen, William Riley & Young, Nancy A                           | 53-08-14-200-013.000-008 | 2016   | 2               | N  | \$ 868,100             | \$ 310,400                           | \$ 557,700        | \$ 1.5437                             | \$ 2.2845                | \$ 8,304.76        | \$ 10,344.19        | \$ 1,108.31  | \$ -   | \$ 931.13                               | \$ 2,039.43                                 | \$ 69.36   | \$ 22.20   | \$ 1,947.87                   |
| Powell, Kevin & Allyson  | 53-08-14-200-011.000-008 | 2469   | 2               | N  | \$ 826,400             | \$ 302,275                           | \$ 524,125        | \$ 1.5437                             | \$ 2.2845                | \$ 7,804.74        | \$ 9,804.68         | \$ 1,050.50  | \$ -   | \$ 949.44                               | \$ 1,999.94                                 | \$ -   | \$ -   | \$ 1,999.94                   |
| Sturm, Paul R & Susan C  | 53-08-16-300-033.000-008 |        | 2               | N  | \$ 244,100             | \$ 3,000                             | \$ 241,100        | \$ 1.5437                             | \$ 2.2845                | \$ 3,721.86        | \$ 5,727.88         | \$ 613.70  | \$ -   | \$ 1,392.32                             | \$ 2,006.02                                 | \$ 69.36   | \$ 14.76   | \$ 1,921.90                   |
| Stephens, Robert D. & Lois A.                                    | 53-08-21-200-068.000-008 |        | 2               | N  | \$ 101,400             | \$ 64,635                            | \$ 36,765         | \$ 1.5437                             | \$ 2.2845                | \$ 547.58          | \$ 907.60           | \$ 97.25   | \$ -   | \$ 262.77                               | \$ 360.02                                   | \$ 69.36   | \$ 14.76   | \$ 275.90                     |
| Zawacki, Kevin & Teresa  | 53-08-23-401-018.000-008 | 2360   | 2               | N  | \$ 816,900             | \$ 302,310                           | \$ 514,590        | \$ 1.5437                             | \$ 2.2845                | \$ 7,693.54        | \$ 10,190.48        | \$ 1,091.84  | \$ -   | \$ 1,405.09                             | \$ 2,496.94                                 | \$ -   | \$ -   | \$ 2,496.94                   |
| Haeberle, David C & Beth H                                       | 53-08-23-401-061.000-008 | 2360   | 2               | N  | \$ 701,800             | \$ 254,815                           | \$ 446,985        | \$ 1.5437                             | \$ 2.2845                | \$ 6,689.88        | \$ 9,145.71         | \$ 979.89  | \$ -   | \$ 1,475.94                             | \$ 2,455.83                                 | \$ -   | \$ -   | \$ 2,455.83                   |
| Bhatt, Ravi K & Ami Deepak Gandhi Kumar, Satish & Neelam         | 53-08-23-401-060.000-008 | 2360   | 2               | N  | \$ 739,900             | \$ 260,950                           | \$ 478,950        | \$ 1.5437                             | \$ 2.2845                | \$ 7,175.24        | \$ 9,835.81         | \$ 1,053.84  | \$ -   | \$ 1,606.73                             | \$ 2,660.57                                 | \$ -   | \$ -   | \$ 2,660.57                   |
| Miller, Thomas E   | 53-01-43-513-624.000-008 | 2360   | 2               | N  | \$ 211,000             | \$ -                                 | \$ 211,000        | \$ 1.5437                             | \$ 2.2845                | \$ 3,257.20        | \$ 5,398.71         | \$ 578.43  | \$ -   | \$ 1,563.07                             | \$ 2,141.51                                 | \$ -   | \$ -   | \$ 2,141.51                   |
| Sterling Woods II Inc  | 53-01-43-513-625.000-008 | 2360   | 2               | N  | \$ 2,246,900           | \$ 3,000                             | \$ 2,243,900      | \$ 1.5437                             | \$ 2.2845                | \$ 34,639.08       | \$ 53,613.68        | \$ 5,744.32  | \$ -   | \$ 13,230.28                            | \$ 18,974.60                                | \$ -   | \$ -   | \$ 18,974.60                  |
| McGlothlin, Theodore M & Gladys M Revocable Living Trust         | 53-01-43-513-626.000-008 | 2360   | 2               | Y  | \$ 11,400              | \$ -                                 | \$ 11,400         | \$ 1.5437                             | \$ 2.2845                | \$ 175.98          | \$ 175.98           | \$ 91.68   | \$ -   | \$ -                                    | \$ 91.68                                    | \$ -   | \$ -   | \$ 91.68                      |
| Mendoza, Cesar Gabriel Pestana; De Pestana, Raquel Tivisay Parra | 53-08-11-101-046.000-008 |        | 2               | N  | \$ 192,200             | \$ 99,520                            | \$ 92,680         | \$ 1.5437                             | \$ 2.2845                | \$ 1,379.96        | \$ 2,252.61         | \$ 241.36  | \$ -   | \$ 631.29                               | \$ 872.65                                   | \$ -   | \$ -   | \$ 872.65                     |
| Long, Michael O & Washburn, Sandra J                             | 53-08-21-200-104.000-008 | 1647   | 2               | N  | \$ 205,300             | \$ 3,000                             | \$ 202,300        | \$ 1.5437                             | \$ 2.2845                | \$ 3,122.92        | \$ 5,176.11         | \$ 554.58  | \$ -   | \$ 1,498.60                             | \$ 2,053.19                                 | \$ 69.36   | \$ 37.08   | \$ 1,946.75                   |
| Langley, Ryan J  | 53-08-21-200-096.000-008 | 1616   | 2               | N  | \$ 105,500             | \$ -                                 | \$ 105,500        | \$ 1.5437                             | \$ 2.2845                | \$ 1,628.60        | \$ 2,476.99         | \$ 265.39  | \$ -   | \$ 583.00                               | \$ 848.39                                   | \$ 69.36   | \$ 22.20   | \$ 756.83                     |
| Van Landingham, Frank  | 53-08-21-200-083.000-008 | 2432   | 2               | N  | \$ 86,400              | \$ -                                 | \$ 86,400         | \$ 1.5437                             | \$ 2.2845                | \$ 1,333.76        | \$ 2,028.55         | \$ 217.34  | \$ -   | \$ 477.44                               | \$ 694.79                                   | \$ 69.36   | \$ 22.20   | \$ 603.23                     |
| Felling, Chance  | 53-08-21-200-049.000-008 | 2433   | 2               | N  | \$ 75,100              | \$ -                                 | \$ 75,100         | \$ 1.5437                             | \$ 2.2845                | \$ 1,159.32        | \$ 1,763.24         | \$ 188.92  | \$ -   | \$ 415.00                               | \$ 603.92                                   | \$ 69.36   | \$ 22.20   | \$ 512.36                     |
| Van Landingham, Frank  | 53-08-21-200-141.000-008 | 1433   | 2               | N  | \$ 108,300             | \$ -                                 | \$ 108,300        | \$ 1.5437                             | \$ 2.2845                | \$ 1,671.84        | \$ 2,542.73         | \$ 272.44  | \$ -   | \$ 598.45                               | \$ 870.89                                   | \$ 69.36   | \$ 22.20   | \$ 779.33                     |
| Labarge, Gary R & Cheryl   | 53-08-21-200-097.000-008 | 1470   | 2               | N  | \$ 105,800             | \$ -                                 | \$ 105,800        | \$ 1.5437                             | \$ 2.2845                | \$ 1,633.24        | \$ 2,486.14         | \$ 266.37  | \$ -   | \$ 586.53                               | \$ 852.90                                   | \$ 69.36   | \$ 22.20   | \$ 761.34                     |
| Clarke, Danielle C   | 53-08-21-200-122.000-008 |        | 2               | N  | \$ 109,700             | \$ 70,645                            | \$ 39,055         | \$ 1.5437                             | \$ 2.2845                | \$ 581.52          | \$ 963.85           | \$ 103.28  | \$ -   | \$ 279.05                               | \$ 382.33                                   | \$ 69.36   | \$ 22.20   | \$ 290.77                     |

# City of Bloomington

## Area #2: South-East Annexation Area - Tax Impacts Analysis

Note (1): This section shows the inc/(dec) in tax bills due to differences between township fire protection rates and the Monroe Fire Protection District fire rate

| Owner Name   | Parcel #                 | Waiver | Annexation Area | AG | 2020 Pay 2021 Gross AV | 2020 Pay 2021 Deductions /Exemptions | 2020 Pay 2021 NAV | Pre-Annex 2020 Pay 2021 Prop Tax Rate | Post-Annex Prop Tax Rate | Pre-Annex Tax Bill | Post-Annex Tax Bill | Net Tax Bill Increase Due Solely to AV Growth (12% Aggregate over 4 years) | Net Tax Bill Increase Due to Difference Between Fire Rates (1) | Net Tax Bill Increase Due to Annexation | Total Post-Annexation Net Tax Bill Increase | Benefit 1 Yearly Sewer Bill Savings (@ 4000 Gal/Month) | Benefit 2 Yearly Fire Protection (Water Surcharge) Savings | Post-Annex Tax Bill Inc/(Dec) Net of Benefits |
|--|--------------------------|--------|-----------------|----|------------------------|--------------------------------------|-------------------|---------------------------------------|--------------------------|--------------------|---------------------|--|--|---|---|--|--|---|
| Highlander Property Management LLC                               | 53-08-21-200-123.000-008 | 1489   | 2               | N  | \$ 142,300             | \$ -                                 | \$ 142,300        | \$1.5437                              | \$2.2845                 | \$ 2,196.68        | \$ 3,341.00         | \$ 357.96  | \$ -   | \$ 786.35                               | \$ 1,144.32                                 | \$ 69.36   | \$ 22.20   | \$ 1,052.76                                   |
| Scharf, Steven W & Stephanie E                                   | 53-08-21-200-098.000-008 | 1413   | 2               | N  | \$ 131,700             | \$ 78,345                            | \$ 53,355         | \$1.5437                              | \$2.2845                 | \$ 794.44          | \$ 1,316.75         | \$ 141.09  | \$ -   | \$ 381.22                               | \$ 522.31                                   | \$ 69.36   | \$ 22.20   | \$ 430.75                                     |
| Van Landingham, Frank  | 53-08-21-200-105.000-008 | 1457   | 2               | N  | \$ 73,100              | \$ -                                 | \$ 73,100         | \$1.5437                              | \$2.2845                 | \$ 1,128.44        | \$ 1,716.28         | \$ 183.89  | \$ -   | \$ 403.96                               | \$ 587.84                                   | \$ 69.36   | \$ 22.20   | \$ 496.28                                     |
| Van Landingham, Frank  | 53-08-21-200-139.000-008 | 2434   | 2               | N  | \$ 90,900              | \$ -                                 | \$ 90,900         | \$1.5437                              | \$2.2845                 | \$ 1,403.22        | \$ 2,134.20         | \$ 228.66  | \$ -   | \$ 502.32                               | \$ 730.98                                   | \$ 69.36   | \$ 22.20   | \$ 639.42                                     |
| Abrams, Scott J & Schafer , Julie A                              | 53-08-21-200-114.000-008 |        | 2               | N  | \$ 106,500             | \$ 69,525                            | \$ 36,975         | \$1.5437                              | \$2.2845                 | \$ 550.54          | \$ 912.51           | \$ 97.77   | \$ -   | \$ 264.20                               | \$ 361.97                                   | \$ 69.36   | \$ 22.20   | \$ 270.41                                     |
| Clark, Daniel M & Tamara D                                       | 53-08-21-200-076.000-008 | 1486   | 2               | N  | \$ 101,800             | \$ 3,000                             | \$ 98,800         | \$1.5437                              | \$2.2845                 | \$ 1,525.18        | \$ 2,386.88         | \$ 255.74  | \$ -   | \$ 605.96                               | \$ 861.70                                   | \$ 69.36   | \$ 22.20   | \$ 770.14                                     |
| Stuffle, Herbert P & Shiyoko Rev Trust w/l/e & Stuffle, Michael  | 53-08-21-200-074.000-008 |        | 2               | N  | \$ 110,300             | \$ 67,855                            | \$ 42,445         | \$1.5437                              | \$2.2845                 | \$ 632.00          | \$ 1,047.50         | \$ 112.22  | \$ -   | \$ 303.27                               | \$ 415.50                                   | \$ 69.36   | \$ 22.20   | \$ 323.94                                     |
| Feng, Yunling  | 53-08-21-200-056.000-008 | 1410   | 2               | N  | \$ 103,300             | \$ -                                 | \$ 103,300        | \$1.5437                              | \$2.2845                 | \$ 1,594.64        | \$ 2,425.34         | \$ 259.86  | \$ -   | \$ 570.84                               | \$ 830.70                                   | \$ 69.36   | \$ 22.20   | \$ 739.14                                     |
| Felling, Chance  | 53-08-21-200-009.000-008 | 1406   | 2               | N  | \$ 93,300              | \$ -                                 | \$ 93,300         | \$1.5437                              | \$2.2845                 | \$ 1,440.28        | \$ 2,190.55         | \$ 234.70  | \$ -   | \$ 515.57                               | \$ 750.27                                   | \$ 69.36   | \$ 22.20   | \$ 658.71                                     |
| Felling, Chance  | 53-08-21-200-129.000-008 | 1407   | 2               | N  | \$ 93,300              | \$ -                                 | \$ 93,300         | \$1.5437                              | \$2.2845                 | \$ 1,440.28        | \$ 2,190.55         | \$ 234.70  | \$ -   | \$ 515.57                               | \$ 750.27                                   | \$ 69.36   | \$ 22.20   | \$ 658.71                                     |
| Felling, Chance  | 53-08-21-200-011.000-008 | 1407   | 2               | N  | \$ 92,300              | \$ -                                 | \$ 92,300         | \$1.5437                              | \$2.2845                 | \$ 1,424.84        | \$ 2,167.07         | \$ 232.19  | \$ -   | \$ 510.04                               | \$ 742.23                                   | \$ 69.36   | \$ 22.20   | \$ 650.67                                     |
| Chun, Hyungeun   | 53-08-01-400-136.000-008 |        | 2               | N  | \$ 303,600             | \$ 135,195                           | \$ 168,405        | \$1.5437                              | \$2.2845                 | \$ 2,507.96        | \$ 3,593.94         | \$ 385.07  | \$ -   | \$ 700.91                               | \$ 1,085.98                                 | \$ 69.36   | \$ 22.20   | \$ 994.42                                     |
| Smith, Daniel G & Chalsea B                                      | 53-08-01-400-130.000-008 | 2039   | 2               | N  | \$ 390,900             | \$ 169,065                           | \$ 221,835        | \$1.5437                              | \$2.2845                 | \$ 3,303.04        | \$ 4,617.34         | \$ 494.71  | \$ -   | \$ 819.59                               | \$ 1,314.30                                 | \$ 69.36   | \$ 22.20   | \$ 1,222.74                                   |
| Bernsen, Charles Revocable Trust; White, Deborah Revocable Trust | 53-08-01-400-031.000-008 | 2039   | 2               | N  | \$ 290,000             | \$ 130,750                           | \$ 159,250        | \$1.5437                              | \$2.2845                 | \$ 2,371.16        | \$ 3,419.76         | \$ 366.40  | \$ -   | \$ 682.20                               | \$ 1,048.60                                 | \$ 69.36   | \$ 22.20   | \$ 957.04                                     |
| Mauro, Megan E & Burkett, Matthew J                              | 53-08-01-400-114.000-008 | 2039   | 2               | N  | \$ 282,300             | \$ 131,055                           | \$ 151,245        | \$1.5437                              | \$2.2845                 | \$ 2,251.98        | \$ 3,324.88         | \$ 356.23  | \$ -   | \$ 716.67                               | \$ 1,072.90                                 | \$ 69.36   | \$ 22.20   | \$ 981.34                                     |
| Srinivas, Sangle P   | 53-08-01-400-148.000-008 | 2039   | 2               | N  | \$ 276,900             | \$ 126,165                           | \$ 150,735        | \$1.5437                              | \$2.2845                 | \$ 2,244.40        | \$ 3,263.85         | \$ 349.70  | \$ -   | \$ 669.76                               | \$ 1,019.45                                 | \$ 69.36   | \$ 22.20   | \$ 927.89                                     |
| Day, Lara D  | 53-08-01-400-129.000-008 | 2039   | 2               | N  | \$ 280,800             | \$ 155,490                           | \$ 125,310        | \$1.5437                              | \$2.2845                 | \$ 1,865.82        | \$ 3,092.53         | \$ 331.34  | \$ -   | \$ 895.37                               | \$ 1,226.71                                 | \$ 69.36   | \$ 22.20   | \$ 1,135.15                                   |
| Smiley, Barbara P & David L                                      | 53-08-01-400-150.000-008 | 2039   | 2               | N  | \$ 321,700             | \$ 144,845                           | \$ 176,855        | \$1.5437                              | \$2.2845                 | \$ 2,633.30        | \$ 3,793.80         | \$ 406.49  | \$ -   | \$ 754.01                               | \$ 1,160.50                                 | \$ 69.36   | \$ 22.20   | \$ 1,068.94                                   |
| Chan, Dennis K & Hui Ouyang                                      | 53-08-01-400-170.000-008 | 2039   | 2               | N  | \$ 330,600             | \$ 147,960                           | \$ 182,640        | \$1.5437                              | \$2.2845                 | \$ 2,719.44        | \$ 3,899.71         | \$ 417.83  | \$ -   | \$ 762.44                               | \$ 1,180.27                                 | \$ 69.36   | \$ 22.20   | \$ 1,088.71                                   |
| Merceron, Jacques E & Elizabeth                                  | 53-08-01-400-121.000-008 | 2039   | 2               | N  | \$ 359,500             | \$ 155,075                           | \$ 204,425        | \$1.5437                              | \$2.2845                 | \$ 3,043.80        | \$ 4,246.88         | \$ 455.02  | \$ -   | \$ 748.06                               | \$ 1,203.08                                 | \$ 69.36   | \$ 22.20   | \$ 1,111.52                                   |
| Smith, Laird K & Nancy T   | 53-08-01-400-117.000-008 | 2039   | 2               | N  | \$ 316,000             | \$ 139,850                           | \$ 176,150        | \$1.5437                              | \$2.2845                 | \$ 2,622.80        | \$ 3,729.19         | \$ 399.56  | \$ -   | \$ 706.83                               | \$ 1,106.39                                 | \$ 69.36   | \$ 22.20   | \$ 1,014.83                                   |
| Shakalis, Pandelis M & Constance T                               | 53-08-01-400-115.000-008 | 2039   | 2               | N  | \$ 302,700             | \$ 138,195                           | \$ 164,505        | \$1.5437                              | \$2.2845                 | \$ 2,449.40        | \$ 3,567.68         | \$ 382.26  | \$ -   | \$ 736.02                               | \$ 1,118.28                                 | \$ 69.36   | \$ 22.20   | \$ 1,026.72                                   |
| Drobniak, Agnieszka & Henry, Rene Lynn                           | 53-08-01-400-137.000-008 | 2039   | 2               | N  | \$ 319,200             | \$ 143,970                           | \$ 175,230        | \$1.5437                              | \$2.2845                 | \$ 2,609.12        | \$ 3,764.04         | \$ 403.30  | \$ -   | \$ 751.63                               | \$ 1,154.92                                 | \$ 69.36   | \$ 22.20   | \$ 1,063.36                                   |
| Roshan-Rawaan, Kanishka E & Amanda M                             | 53-08-01-400-149.000-008 | 2039   | 2               | N  | \$ 355,900             | \$ 156,815                           | \$ 199,085        | \$1.5437                              | \$2.2845                 | \$ 2,964.32        | \$ 4,200.80         | \$ 450.08  | \$ -   | \$ 786.40                               | \$ 1,236.48                                 | \$ 69.36   | \$ 22.20   | \$ 1,144.92                                   |
| Hooshmand, Reza  | 53-08-01-400-116.000-008 | 2039   | 2               | N  | \$ 369,100             | \$ 161,435                           | \$ 207,665        | \$1.5437                              | \$2.2845                 | \$ 3,092.04        | \$ 4,357.90         | \$ 466.92  | \$ -   | \$ 798.94                               | \$ 1,265.86                                 | \$ 69.36   | \$ 22.20   | \$ 1,174.30                                   |
| Edwards, Kenneth Alan Trust                                      | 53-08-01-400-133.000-008 | 2039   | 2               | N  | \$ 381,100             | \$ 165,635                           | \$ 215,465        | \$1.5437                              | \$2.2845                 | \$ 3,208.20        | \$ 4,500.72         | \$ 482.22  | \$ -   | \$ 810.29                               | \$ 1,292.52                                 | \$ 69.36   | \$ 22.20   | \$ 1,200.96                                   |
| Chesnut, Ellen E & Roger N                                       | 53-08-01-400-122.000-008 | 2039   | 2               | N  | \$ 349,100             | \$ 154,435                           | \$ 194,665        | \$1.5437                              | \$2.2845                 | \$ 2,898.48        | \$ 4,119.88         | \$ 441.42  | \$ -   | \$ 779.98                               | \$ 1,221.40                                 | \$ 69.36   | \$ 22.20   | \$ 1,129.84                                   |
| Galloway, Laura L  | 53-08-01-400-151.000-008 | 2039   | 2               | N  | \$ 309,300             | \$ 140,505                           | \$ 168,795        | \$1.5437                              | \$2.2845                 | \$ 2,513.30        | \$ 3,646.21         | \$ 390.66  | \$ -   | \$ 742.25                               | \$ 1,132.91                                 | \$ 69.36   | \$ 22.20   | \$ 1,041.35                                   |
| Hart, Gayle C  | 53-08-01-400-142.000-008 | 2039   | 2               | N  | \$ 316,200             | \$ 139,920                           | \$ 176,280        | \$1.5437                              | \$2.2845                 | \$ 2,624.74        | \$ 3,731.58         | \$ 399.82  | \$ -   | \$ 707.02                               | \$ 1,106.84                                 | \$ 69.36   | \$ 22.20   | \$ 1,015.28                                   |
| Mobley, Robert Coleman Jr & Victoria Lynn                        | 53-08-01-400-111.000-008 | 2039   | 2               | N  | \$ 338,100             | \$ 150,585                           | \$ 187,515        | \$1.5437                              | \$2.2845                 | \$ 2,792.04        | \$ 3,988.97         | \$ 427.39  | \$ -   | \$ 769.54                               | \$ 1,196.93                                 | \$ 69.36   | \$ 22.20   | \$ 1,105.37                                   |
| Lee, Sonia Song-Ha & Peifer, Jason T                             | 53-08-01-400-153.000-008 | 2039   | 2               | N  | \$ 341,100             | \$ 151,635                           | \$ 189,465        | \$1.5437                              | \$2.2845                 | \$ 2,821.06        | \$ 4,024.67         | \$ 431.22  | \$ -   | \$ 772.39                               | \$ 1,203.61                                 | \$ 69.36   | \$ 22.20   | \$ 1,112.05                                   |
| Li, Zhen & Ruli Xiao   | 53-08-01-400-164.000-008 | 2039   | 2               | N  | \$ 430,200             | \$ 182,820                           | \$ 247,380        | \$1.5437                              | \$2.2845                 | \$ 3,683.40        | \$ 5,085.06         | \$ 544.83  | \$ -   | \$ 856.83                               | \$ 1,401.66                                 | \$ 69.36   | \$ 22.20   | \$ 1,310.10                                   |
| Gu, Xian   | 53-08-01-400-044.000-008 | 2039   | 2               | N  | \$ 372,500             | \$ 162,625                           | \$ 209,875        | \$1.5437                              | \$2.2845                 | \$ 3,124.96        | \$ 4,398.36         | \$ 471.25  | \$ -   | \$ 802.15                               | \$ 1,273.40                                 | \$ 69.36   | \$ 22.20   | \$ 1,181.84                                   |
| Surra, Patricia R Trust  | 53-08-01-400-163.000-008 | 2039   | 2               | N  | \$ 465,700             | \$ 195,245                           | \$ 270,455        | \$1.5437                              | \$2.2845                 | \$ 4,026.96        | \$ 5,507.55         | \$ 590.10  | \$ -   | \$ 890.49                               | \$ 1,480.59                                 | \$ 69.36   | \$ 22.20   | \$ 1,389.03                                   |
| Anderson, Lloyd E & Theresa R Irrevocable Trust                  | 53-08-11-101-031.000-008 |        | 2               | N  | \$ 202,600             | \$ 121,120                           | \$ 81,480         | \$1.5437                              | \$2.2845                 | \$ 1,213.20        | \$ 2,010.86         | \$ 215.46  | \$ -   | \$ 582.20                               | \$ 797.66                                   | \$ -   | \$ -   | \$ 797.66                                     |
| Anderson, Lloyd E & Theresa R Irrevocable Trust                  | 53-08-11-101-025.000-008 |        | 2               | N  | \$ 26,800              | \$ -                                 | \$ 26,800         | \$1.5437                              | \$2.2845                 | \$ 413.72          | \$ 685.71           | \$ 73.47   | \$ -   | \$ 198.52                               | \$ 271.99                                   | \$ -   | \$ -   | \$ 271.99                                     |
| Nethery, William R & Teresa                                      | 53-08-21-300-061.000-008 |        | 2               | N  | \$ 197,800             | \$ 96,055                            | \$ 101,745        | \$1.5437                              | \$2.2845                 | \$ 1,521.80        | \$ 2,457.84         | \$ 263.33  | \$ -   | \$ 672.70                               | \$ 936.04                                   | \$ 69.36   | \$ 14.76   | \$ 851.92                                     |
| 1408 Church LLC  | 53-08-20-403-015.000-008 |        | 2               | N  | \$ 87,000              | \$ -                                 | \$ 87,000         | \$1.5437                              | \$2.2845                 | \$ 1,343.02        | \$ 2,042.63         | \$ 218.85  | \$ -   | \$ 480.76                               | \$ 699.61                                   | \$ 69.36   | \$ 22.20   | \$ 608.05                                     |
| 1408 Church LLC  | 53-08-20-400-017.000-008 |        | 2               | N  | \$ 800                 | \$ -                                 | \$ 800            | \$1.5437                              | \$2.2845                 | \$ 12.35           | \$ 20.47            | \$ 2.19  | \$ -   | \$ 5.93                                 | \$ 8.12                                     | \$ -   | \$ -   | \$ 8.12                                       |
| 1408 Church LLC  | 53-08-20-400-040.000-008 |        | 2               | N  | \$ 700                 | \$ -                                 | \$ 700            | \$1.5437                              | \$2.2845                 | \$ 10.81           | \$ 17.91            | \$ 1.92  | \$ -   | \$ 5.18                                 | \$ 7.10                                     | \$ -   | \$ -   | \$ 7.10                                       |
| AFH Properties LLC   | 53-08-21-200-063.000-008 | 2260   | 2               | N  | \$ 1,874,400           | \$ -                                 | \$ 1,874,400      | \$1.5437                              | \$2.2845                 | \$ 28,935.12       | \$ 47,958.94        | \$ 5,138.46  | \$ -   | \$ 13,885.37                            | \$ 19,023.82                                | \$ 69.36   | \$ 74.16   | \$ 18,880.30                                  |



# City of Bloomington

## Area #2: South-East Annexation Area - Tax Impacts Analysis

Note (1): This section shows the inc/(dec) in tax bills due to differences between township fire protection rates and the Monroe Fire Protection District fire rate

| Owner Name   | Parcel #                 | Waiver | Annexation Area | AG | 2020 Pay 2021 Gross AV | 2020 Pay 2021 Deductions /Exemptions | 2020 Pay 2021 NAV | Pre-Annex 2020 Pay 2021 Prop Tax Rate | Post-Annex Prop Tax Rate | Pre-Annex Tax Bill | Post-Annex Tax Bill | Net Tax Bill Increase Due Solely to AV Growth (12% Aggregate over 4 years) | Net Tax Bill Increase Due to Difference Between Fire Rates (1) | Net Tax Bill Increase Due to Annexation | Total Post-Annexation Net Tax Bill Increase | Benefit 1 Yearly Sewer Bill Savings (@ 4000 Gal/Month) | Benefit 2 Yearly Fire Protection (Water Surcharge) Savings | Post-Annex Tax Bill Inc/(Dec) Net of Benefits |
|--|--------------------------|--------|-----------------|----|------------------------|--------------------------------------|-------------------|---------------------------------------|--------------------------|--------------------|---------------------|--|--|---|---|--|--|---|
| Dunn, W R & Snoddy, Robert E Partnership C/o Phil Hill | 53-08-29-100-015.000-008 |        | 2               | N  | \$ 800                 | \$ -                                 | \$ 800            | \$ 1.5437                             | \$ 2.2845                | \$ 12.35           | \$ 20.47            | \$ 2.19  | \$ -   | \$ 5.93                                 | \$ 8.12                                     | \$ -   | \$ -   | \$ 8.12                                       |
| Monroe County Park & Recreation Board                  | 53-08-29-100-006.000-008 | 1300   | 2               | N  | \$ -                   | \$ -                                 | \$ -              | \$ 1.5437                             | \$ 2.2845                | \$ -               | \$ -                | \$ -   | \$ -   | \$ -                                    | \$ -  | \$ -   | \$ -   | \$ -  |
| Galyan, Jay L  | 53-08-01-400-015.000-008 |        | 2               | N  | \$ 114,300             | \$ 69,255                            | \$ 45,045         | \$ 1.5437                             | \$ 2.2845                | \$ 670.70          | \$ 1,111.65         | \$ 119.10  | \$ -   | \$ 321.85                               | \$ 440.95                                   | \$ 69.36   | \$ 14.76   | \$ 356.83                                     |
| Blackwell Contractors                                  | 53-08-21-100-091.000-008 | 1841   | 2               | N  | \$ 17,800              | \$ 3,000                             | \$ 14,800         | \$ 1.5437                             | \$ 2.2845                | \$ 228.48          | \$ 378.68           | \$ 40.57   | \$ -   | \$ 109.62                               | \$ 150.20                                   | \$ -   | \$ -   | \$ 150.20                                     |
| Smithville, Telephone                                  | 53-01-41-231-010.000-008 | 1841   | 2               | N  | \$ 10,900              | \$ -                                 | \$ 10,900         | \$ 1.5437                             | \$ 2.2845                | \$ 168.26          | \$ 278.89           | \$ 29.88   | \$ -   | \$ 80.75                                | \$ 110.63                                   | \$ -   | \$ -   | \$ 110.63                                     |
| Terrell, Brenda J                                      | 53-08-21-100-050.000-008 |        | 2               | N  | \$ 8,900               | \$ -                                 | \$ 8,900          | \$ 1.5437                             | \$ 2.2845                | \$ 137.40          | \$ 227.72           | \$ 24.40   | \$ -   | \$ 65.92                                | \$ 90.32                                    | \$ -   | \$ -   | \$ 90.32                                      |
| Hybrid Investment Group LLC                            | 53-08-21-100-090.000-008 | 2501   | 2               | Y  | \$ 74,700              | \$ -                                 | \$ 74,700         | \$ 1.5437                             | \$ 2.2845                | \$ 1,153.14        | \$ 1,153.14         | \$ 758.16  | \$ -   | \$ -                                    | \$ 758.16                                   | \$ -   | \$ -   | \$ 758.16                                     |
| Apostolic Bible Church Inc                             | 53-08-23-100-008.000-008 |        | 2               | N  | \$ 484,400             | \$ 426,200                           | \$ 58,200         | \$ 1.5437                             | \$ 2.2845                | \$ 898.44          | \$ 1,435.89         | \$ 153.85  | \$ -   | \$ 383.61                               | \$ 537.45                                   | \$ -   | \$ -   | \$ 537.45                                     |
| Apostolic Bible Church Inc                             | 53-08-23-100-006.000-008 |        | 2               | N  | \$ 256,900             | \$ 256,900                           | \$ -              | \$ 1.5437                             | \$ 2.2845                | \$ -               | \$ -                | \$ -   | \$ -   | \$ -                                    | \$ -  | \$ -   | \$ -   | \$ -  |
| Gakuen, Soshi  | 53-08-11-101-018.000-008 |        | 2               | N  | \$ 100,800             | \$ 100,800                           | \$ -              | \$ 1.5437                             | \$ 2.2845                | \$ -               | \$ -                | \$ -   | \$ -   | \$ -                                    | \$ -  | \$ -   | \$ -   | \$ -  |
| Gakuen, Soshi  | 53-08-11-101-044.000-008 |        | 2               | N  | \$ 26,800              | \$ 26,800                            | \$ -              | \$ 1.5437                             | \$ 2.2845                | \$ -               | \$ -                | \$ -   | \$ -   | \$ -                                    | \$ -  | \$ -   | \$ -   | \$ -  |
| Clear Creek Cemetery Assoc Trustees                    | 53-08-28-200-034.000-008 |        | 2               | N  | \$ -                   | \$ -                                 | \$ -              | \$ 1.5437                             | \$ 2.2845                | \$ -               | \$ -                | \$ -   | \$ -   | \$ -                                    | \$ -  | \$ -   | \$ -   | \$ -  |
| Clear Creek Cemetery Association, Trustees Of          | 53-08-28-200-031.000-008 |        | 2               | N  | \$ 100                 | \$ 100                               | \$ -              | \$ 1.5437                             | \$ 2.2845                | \$ -               | \$ -                | \$ -   | \$ -   | \$ -                                    | \$ -  | \$ -   | \$ -   | \$ -  |
| Hill, Mary Margaret & Adams, Matthew R                 | 53-08-28-200-018.000-008 |        | 2               | N  | \$ 180,000             | \$ 92,250                            | \$ 87,750         | \$ 1.5437                             | \$ 2.2845                | \$ 1,306.56        | \$ 2,110.64         | \$ 226.14  | \$ -   | \$ 577.94                               | \$ 804.08                                   | \$ 69.36   | \$ 22.20   | \$ 712.52                                     |
| Clear Creek Christian Church                           | 53-08-29-100-024.000-008 | 2386   | 2               | N  | \$ 344,100             | \$ 344,100                           | \$ -              | \$ 1.5437                             | \$ 2.2845                | \$ -               | \$ -                | \$ -   | \$ -   | \$ -                                    | \$ -  | \$ 69.36   | \$ 14.76   | \$ (84.12)                                    |
| Clear Creek Cemetery Association Trustees of           | 53-08-29-100-023.000-008 |        | 2               | N  | \$ -                   | \$ -                                 | \$ -              | \$ 1.5437                             | \$ 2.2845                | \$ -               | \$ -                | \$ -   | \$ -   | \$ -                                    | \$ -  | \$ -   | \$ -   | \$ -  |
| Clear Creek Cemetery Association Trustees of           | 53-08-29-100-033.000-008 |        | 2               | N  | \$ -                   | \$ -                                 | \$ -              | \$ 1.5437                             | \$ 2.2845                | \$ -               | \$ -                | \$ -   | \$ -   | \$ -                                    | \$ -  | \$ -   | \$ -   | \$ -  |
| Clear Creek Cemetery Association Trustees of           | 53-08-28-200-043.000-008 |        | 2               | N  | \$ -                   | \$ -                                 | \$ -              | \$ 1.5437                             | \$ 2.2845                | \$ -               | \$ -                | \$ -   | \$ -   | \$ -                                    | \$ -  | \$ -   | \$ -   | \$ -  |
| Mt Calvary Baptist Church Trustees                     | 53-08-14-300-002.000-008 |        | 2               | N  | \$ 177,400             | \$ 177,400                           | \$ -              | \$ 1.5437                             | \$ 2.2845                | \$ -               | \$ -                | \$ -   | \$ -   | \$ -                                    | \$ -  | \$ -   | \$ -   | \$ -  |
| Kuratko, Donald E & Deborah A                          | 53-01-43-513-555.000-008 | 2360   | 2               | N  | \$ 956,500             | \$ 309,625                           | \$ 646,875        | \$ 1.5437                             | \$ 2.2845                | \$ 9,687.56        | \$ 12,734.28        | \$ 1,364.39  | \$ -   | \$ 1,682.33                             | \$ 3,046.72                                 | \$ -   | \$ -   | \$ 3,046.72                                   |
| Reitmeyer, Jill  | 53-08-24-301-046.000-008 | 2360   | 2               | N  | \$ 185,000             | \$ -                                 | \$ 185,000        | \$ 1.5437                             | \$ 2.2845                | \$ 2,855.84        | \$ 4,470.00         | \$ 478.93  | \$ -   | \$ 1,135.23                             | \$ 1,614.16                                 | \$ -   | \$ -   | \$ 1,614.16                                   |
| Ballenger, Francys Ann & Reitmeyer, Jill               | 53-08-24-301-034.000-008 | 2360   | 2               | N  | \$ 831,600             | \$ 274,950                           | \$ 556,650        | \$ 1.5437                             | \$ 2.2845                | \$ 8,351.68        | \$ 11,421.74        | \$ 1,223.76  | \$ -   | \$ 1,846.30                             | \$ 3,070.06                                 | \$ -   | \$ -   | \$ 3,070.06                                   |
| Sterling Woods II Inc                                  | 53-08-24-301-022.000-008 | 2360   | 2               | N  | \$ 5,400               | \$ -                                 | \$ 5,400          | \$ 1.5437                             | \$ 2.2845                | \$ 83.36           | \$ 138.17           | \$ 14.80   | \$ -   | \$ 40.00                                | \$ 54.81                                    | \$ -   | \$ -   | \$ 54.81                                      |
| Sterling Woods II Inc                                  | 53-08-24-301-032.000-008 | 2360   | 2               | N  | \$ 6,300               | \$ -                                 | \$ 6,300          | \$ 1.5437                             | \$ 2.2845                | \$ 97.24           | \$ 161.19           | \$ 17.27   | \$ -   | \$ 46.68                                | \$ 63.95                                    | \$ -   | \$ -   | \$ 63.95                                      |
| Sterling Woods II Inc                                  | 53-08-24-301-035.000-008 | 2360   | 2               | N  | \$ 8,000               | \$ -                                 | \$ 8,000          | \$ 1.5437                             | \$ 2.2845                | \$ 123.50          | \$ 204.69           | \$ 21.93   | \$ -   | \$ 59.26                                | \$ 81.19                                    | \$ -   | \$ -   | \$ 81.19                                      |
| Sterling Woods II Inc                                  | 53-08-24-301-023.000-008 | 2360   | 2               | N  | \$ 5,000               | \$ -                                 | \$ 5,000          | \$ 1.5437                             | \$ 2.2845                | \$ 77.18           | \$ 127.93           | \$ 13.71   | \$ -   | \$ 37.04                                | \$ 50.75                                    | \$ -   | \$ -   | \$ 50.75                                      |
| Sterling Woods II Inc                                  | 53-08-24-301-030.000-008 | 2360   | 2               | N  | \$ 4,600               | \$ -                                 | \$ 4,600          | \$ 1.5437                             | \$ 2.2845                | \$ 71.00           | \$ 117.70           | \$ 12.61   | \$ -   | \$ 34.09                                | \$ 46.70                                    | \$ -   | \$ -   | \$ 46.70                                      |
| Sterling Woods II Inc                                  | 53-08-24-301-040.000-008 | 2360   | 2               | N  | \$ 4,600               | \$ -                                 | \$ 4,600          | \$ 1.5437                             | \$ 2.2845                | \$ 71.00           | \$ 117.70           | \$ 12.61   | \$ -   | \$ 34.09                                | \$ 46.70                                    | \$ -   | \$ -   | \$ 46.70                                      |
| Sterling Woods II Inc                                  | 53-08-24-301-041.000-008 | 2360   | 2               | N  | \$ 13,300              | \$ -                                 | \$ 13,300         | \$ 1.5437                             | \$ 2.2845                | \$ 205.32          | \$ 340.30           | \$ 36.46   | \$ -   | \$ 98.52                                | \$ 134.98                                   | \$ -   | \$ -   | \$ 134.98                                     |
| Sterling Woods II Inc                                  | 53-08-24-301-020.000-008 | 2360   | 2               | Y  | \$ 2,000               | \$ -                                 | \$ 2,000          | \$ 1.5437                             | \$ 2.2845                | \$ 30.88           | \$ 30.88            | \$ 16.08   | \$ -   | \$ -                                    | \$ 16.08                                    | \$ -   | \$ -   | \$ 16.08                                      |
| Sterling Woods II Inc                                  | 53-08-24-301-019.000-008 | 2360   | 2               | N  | \$ 3,700               | \$ -                                 | \$ 3,700          | \$ 1.5437                             | \$ 2.2845                | \$ 57.12           | \$ 94.67            | \$ 10.14   | \$ -   | \$ 27.41                                | \$ 37.55                                    | \$ -   | \$ -   | \$ 37.55                                      |
| Sterling Woods II Inc                                  | 53-08-24-301-044.000-008 | 2360   | 2               | N  | \$ 5,100               | \$ -                                 | \$ 5,100          | \$ 1.5437                             | \$ 2.2845                | \$ 78.72           | \$ 130.49           | \$ 13.98   | \$ -   | \$ 37.79                                | \$ 51.77                                    | \$ -   | \$ -   | \$ 51.77                                      |
| Sterling Woods II Inc                                  | 53-08-24-301-001.000-008 | 2360   | 2               | N  | \$ 8,100               | \$ -                                 | \$ 8,100          | \$ 1.5437                             | \$ 2.2845                | \$ 125.04          | \$ 207.25           | \$ 22.21   | \$ -   | \$ 60.00                                | \$ 82.21                                    | \$ -   | \$ -   | \$ 82.21                                      |
| Sterling Woods II Inc                                  | 53-08-24-301-010.000-008 | 2360   | 2               | N  | \$ 14,800              | \$ -                                 | \$ 14,800         | \$ 1.5437                             | \$ 2.2845                | \$ 228.48          | \$ 378.68           | \$ 40.57   | \$ -   | \$ 109.62                               | \$ 150.20                                   | \$ -   | \$ -   | \$ 150.20                                     |
| Sterling Woods II Inc                                  | 53-08-24-301-027.000-008 | 2360   | 2               | N  | \$ 5,100               | \$ -                                 | \$ 5,100          | \$ 1.5437                             | \$ 2.2845                | \$ 78.72           | \$ 130.49           | \$ 13.98   | \$ -   | \$ 37.79                                | \$ 51.77                                    | \$ -   | \$ -   | \$ 51.77                                      |
| Sterling Woods II Inc                                  | 53-08-24-301-014.000-008 | 2360   | 2               | N  | \$ 13,800              | \$ -                                 | \$ 13,800         | \$ 1.5437                             | \$ 2.2845                | \$ 213.04          | \$ 353.09           | \$ 37.83   | \$ -   | \$ 102.22                               | \$ 140.05                                   | \$ -   | \$ -   | \$ 140.05                                     |
| Sterling Woods II Inc                                  | 53-08-24-301-007.000-008 | 2360   | 2               | N  | \$ 7,100               | \$ -                                 | \$ 7,100          | \$ 1.5437                             | \$ 2.2845                | \$ 109.60          | \$ 181.66           | \$ 19.46   | \$ -   | \$ 52.60                                | \$ 72.06                                    | \$ -   | \$ -   | \$ 72.06                                      |
| Sterling Woods II Inc                                  | 53-08-24-301-003.000-008 | 2360   | 2               | N  | \$ 5,400               | \$ -                                 | \$ 5,400          | \$ 1.5437                             | \$ 2.2845                | \$ 83.36           | \$ 138.17           | \$ 14.80   | \$ -   | \$ 40.00                                | \$ 54.81                                    | \$ -   | \$ -   | \$ 54.81                                      |
| Sterling Woods II Inc                                  | 53-08-24-301-004.000-008 | 2360   | 2               | N  | \$ 4,600               | \$ -                                 | \$ 4,600          | \$ 1.5437                             | \$ 2.2845                | \$ 71.00           | \$ 117.70           | \$ 12.61   | \$ -   | \$ 34.09                                | \$ 46.70                                    | \$ -   | \$ -   | \$ 46.70                                      |
| Sterling Woods II Inc                                  | 53-08-24-301-029.000-008 | 2360   | 2               | N  | \$ 15,300              | \$ -                                 | \$ 15,300         | \$ 1.5437                             | \$ 2.2845                | \$ 236.20          | \$ 391.47           | \$ 41.94   | \$ -   | \$ 113.33                               | \$ 155.27                                   | \$ -   | \$ -   | \$ 155.27                                     |
| Sterling Woods II Inc                                  | 53-08-24-301-039.000-008 | 2360   | 2               | N  | \$ 4,700               | \$ -                                 | \$ 4,700          | \$ 1.5437                             | \$ 2.2845                | \$ 72.56           | \$ 120.26           | \$ 12.88   | \$ -   | \$ 34.81                                | \$ 47.70                                    | \$ -   | \$ -   | \$ 47.70                                      |
| Sterling Woods II Inc                                  | 53-08-24-301-008.000-008 | 2360   | 2               | N  | \$ 5,000               | \$ -                                 | \$ 5,000          | \$ 1.5437                             | \$ 2.2845                | \$ 77.18           | \$ 127.93           | \$ 13.71   | \$ -   | \$ 37.04                                | \$ 50.75                                    | \$ -   | \$ -   | \$ 50.75                                      |

# City of Bloomington

## Area #2: South-East Annexation Area - Tax Impacts Analysis

Note (1): This section shows the inc/(dec) in tax bills due to differences between township fire protection rates and the Monroe Fire Protection District fire rate

| Owner Name   | Parcel #                 | Waiver | Annexation Area | AG | 2020 Pay 2021 Gross AV | 2020 Pay 2021 Deductions /Exemptions | 2020 Pay 2021 NAV | Pre-Annex 2020 Pay 2021 Prop Tax Rate | Post-Annex Prop Tax Rate | Pre-Annex Tax Bill | Post-Annex Tax Bill | Net Tax Bill Increase Due Solely to AV Growth (12% Aggregate over 4 years) | Net Tax Bill Increase Due to Difference Between Fire Rates (1) | Net Tax Bill Increase Due to Annexation | Total Post-Annexation Net Tax Bill Increase | Benefit 1 Yearly Sewer Bill Savings (@ 4000 Gal/Month) | Benefit 2 Yearly Fire Protection (Water Surcharge) Savings | Post-Annex Tax Bill Inc/(Dec) Net of Benefits |
|--|--------------------------|--------|-----------------|----|------------------------|--------------------------------------|-------------------|---------------------------------------|--------------------------|--------------------|---------------------|--|--|---|---|--|--|---|
| Sterling Woods II Inc  | 53-08-24-301-017.000-008 | 2360   | 2               | N  | \$ 5,400               | \$ -                                 | \$ 5,400          | \$1.5437                              | \$2.2845                 | \$ 83.36           | \$ 138.17           | \$ 14.80   | \$ -   | \$ 40.00                                | \$ 54.81                                    | \$ -   | \$ -   | \$ 54.81                                      |
| Steinmetz, Daniel  | 53-08-14-105-002.000-008 |        | 2               | N  | \$ 182,100             | \$ 95,985                            | \$ 86,115         | \$1.5437                              | \$2.2845                 | \$ 1,282.22        | \$ 2,125.24         | \$ 227.71  | \$ -   | \$ 615.31                               | \$ 843.02                                   | \$ -   | \$ -   | \$ 843.02                                     |
| Hines, Jonathan; Alexander, Lindsey D  | 53-08-28-200-045.000-008 |        | 2               | N  | \$ 223,800             | \$ 110,580                           | \$ 113,220        | \$1.5437                              | \$2.2845                 | \$ 1,685.80        | \$ 2,628.67         | \$ 281.64  | \$ -   | \$ 661.23                               | \$ 942.87                                   | \$ -   | \$ -   | \$ 942.87                                     |
| Edwards Family Trust   | 53-08-16-300-019.000-008 |        | 2               | N  | \$ 115,200             | \$ -                                 | \$ 115,200        | \$1.5437                              | \$2.2845                 | \$ 1,778.34        | \$ 2,704.73         | \$ 289.79  | \$ -   | \$ 636.60                               | \$ 926.39                                   | \$ -   | \$ -   | \$ 926.39                                     |
| Edwards Family Trust   | 53-08-16-300-016.000-008 |        | 2               | N  | \$ 73,000              | \$ -                                 | \$ 73,000         | \$1.5437                              | \$2.2845                 | \$ 1,126.90        | \$ 1,713.93         | \$ 183.64  | \$ -   | \$ 403.40                               | \$ 576.03                                   | \$ 69.36   | \$ 14.76   | \$ 502.91                                     |
| Walsh, John F & Foutty, Jennifer L   | 53-08-11-101-052.000-008 |        | 2               | N  | \$ 15,000              | \$ -                                 | \$ 15,000         | \$1.5437                              | \$2.2845                 | \$ 231.56          | \$ 383.79           | \$ 41.12   | \$ -   | \$ 111.11                               | \$ 152.23                                   | \$ -   | \$ -   | \$ 152.23                                     |
| Becker, Peter J & Angela C Pao   | 53-08-11-101-076.000-008 | 1520   | 2               | N  | \$ 413,600             | \$ 174,010                           | \$ 239,590        | \$1.5437                              | \$2.2845                 | \$ 3,567.40        | \$ 4,890.74         | \$ 524.01  | \$ -   | \$ 799.33                               | \$ 1,323.34                                 | \$ -   | \$ -   | \$ 1,323.34                                   |
| Huss, David J. & Cara Lynn   | 53-08-11-101-067.000-008 | 1440   | 2               | N  | \$ 270,900             | \$ 121,885                           | \$ 149,015        | \$1.5437                              | \$2.2845                 | \$ 2,225.24        | \$ 3,318.24         | \$ 355.53  | \$ -   | \$ 737.47                               | \$ 1,093.00                                 | \$ -   | \$ -   | \$ 1,093.00                                   |
| Walsh, John F & Foutty, Jennifer L   | 53-08-11-101-075.000-008 |        | 2               | N  | \$ 260,000             | \$ 119,935                           | \$ 140,065        | \$1.5437                              | \$2.2845                 | \$ 2,086.00        | \$ 3,075.05         | \$ 329.47  | \$ -   | \$ 659.58                               | \$ 989.05                                   | \$ -   | \$ -   | \$ 989.05                                     |
| Winston, Wayne L & Vivian  | 53-08-14-200-019.000-008 | 2032   | 2               | N  | \$ 709,800             | \$ 274,050                           | \$ 435,750        | \$1.5437                              | \$2.2845                 | \$ 6,488.16        | \$ 8,413.02         | \$ 901.40  | \$ -   | \$ 1,023.47                             | \$ 1,924.86                                 | \$ 69.36   | \$ 37.08   | \$ 1,818.42                                   |
| Bhargava, Vir & Bipasha; Bhargava, Vazrik; Bhargava, Vitas; Bhargava, Karina | 53-08-14-200-012.000-008 | 2358   | 2               | N  | \$ 609,600             | \$ 242,600                           | \$ 367,000        | \$1.5437                              | \$2.2845                 | \$ 5,467.56        | \$ 7,264.27         | \$ 778.32  | \$ -   | \$ 1,018.40                             | \$ 1,796.71                                 | \$ 69.36   | \$ 22.20   | \$ 1,705.15                                   |
| Stelle, Erik C & Elizabeth A   | 53-08-14-200-009.000-008 | 2133   | 2               | N  | \$ 710,800             | \$ 274,400                           | \$ 436,400        | \$1.5437                              | \$2.2845                 | \$ 6,497.84        | \$ 8,429.40         | \$ 903.15  | \$ -   | \$ 1,028.41                             | \$ 1,931.56                                 | \$ 69.36   | \$ 22.20   | \$ 1,840.00                                   |
| Brafford, Micky L & Lisa A   | 53-08-14-200-010.000-008 | 1961   | 2               | N  | \$ 680,300             | \$ 239,810                           | \$ 440,490        | \$1.5437                              | \$2.2845                 | \$ 6,601.80        | \$ 9,141.78         | \$ 979.48  | \$ -   | \$ 1,560.50                             | \$ 2,539.98                                 | \$ 69.36   | \$ 22.20   | \$ 2,448.42                                   |
| Darnell, Harold R & Linda R  | 53-08-14-200-023.000-008 |        | 2               | N  | \$ 624,500             | \$ 250,230                           | \$ 374,270        | \$1.5437                              | \$2.2845                 | \$ 5,572.74        | \$ 7,379.03         | \$ 790.60  | \$ -   | \$ 1,015.68                             | \$ 1,806.29                                 | \$ 69.36   | \$ 22.20   | \$ 1,714.73                                   |
| Woo, Kijin & Lee, Eunhwa   | 53-08-14-200-014.000-008 | 2193   | 2               | N  | \$ 548,200             | \$ 223,840                           | \$ 324,360        | \$1.5437                              | \$2.2845                 | \$ 4,829.60        | \$ 6,480.72         | \$ 694.36  | \$ -   | \$ 956.76                               | \$ 1,651.12                                 | \$ 69.36   | \$ 37.08   | \$ 1,544.68                                   |
| Hendrickson, David & Susan   | 53-08-14-200-053.000-008 | 2515   | 2               | N  | \$ 106,000             | \$ -                                 | \$ 106,000        | \$1.5437                              | \$2.2845                 | \$ 1,636.32        | \$ 2,712.15         | \$ 290.59  | \$ -   | \$ 785.24                               | \$ 1,075.83                                 | \$ -   | \$ -   | \$ 1,075.83                                   |
| Moore, S Kenneth & Robyn D   | 53-08-14-200-042.000-008 | 2220   | 2               | N  | \$ 764,400             | \$ 261,100                           | \$ 503,300        | \$1.5437                              | \$2.2845                 | \$ 7,545.96        | \$ 10,368.35        | \$ 1,110.90  | \$ -   | \$ 1,711.50                             | \$ 2,822.39                                 | \$ 69.36   | \$ 22.20   | \$ 2,730.83                                   |
| Moore, Brian & Stephanie   | 53-08-14-200-045.000-008 |        | 2               | N  | \$ 109,500             | \$ -                                 | \$ 109,500        | \$1.5437                              | \$2.2845                 | \$ 1,690.36        | \$ 2,801.70         | \$ 300.18  | \$ -   | \$ 811.16                               | \$ 1,111.34                                 | \$ -   | \$ -   | \$ 1,111.34                                   |
| Friedman, Robert & Shannon   | 53-08-14-200-060.000-008 | 1911   | 2               | N  | \$ 1,016,500           | \$ 326,500                           | \$ 690,000        | \$1.5437                              | \$2.2845                 | \$ 10,325.56       | \$ 13,352.99        | \$ 1,430.68  | \$ -   | \$ 1,596.75                             | \$ 3,027.43                                 | \$ -   | \$ -   | \$ 3,027.43                                   |
| Owen County State Bank   | 53-08-21-200-116.000-008 | 1798   | 2               | N  | \$ 35,000              | \$ -                                 | \$ 35,000         | \$1.5437                              | \$2.2845                 | \$ 540.30          | \$ 895.52           | \$ 95.95   | \$ -   | \$ 259.27                               | \$ 355.22                                   | \$ -   | \$ -   | \$ 355.22                                     |
| Howard, David M  | 53-08-21-101-004.000-008 |        | 2               | N  | \$ 278,700             | \$ -                                 | \$ 278,700        | \$1.5437                              | \$2.2845                 | \$ 4,302.28        | \$ 6,649.07         | \$ 712.40  | \$ -   | \$ 1,634.39                             | \$ 2,346.79                                 | \$ -   | \$ -   | \$ 2,346.79                                   |
| Two Creeks Dev LLC   | 53-08-22-200-020.000-008 |        | 2               | N  | \$ 4,500               | \$ -                                 | \$ 4,500          | \$1.5437                              | \$2.2845                 | \$ 69.48           | \$ 115.14           | \$ 12.34   | \$ -   | \$ 33.32                                | \$ 45.66                                    | \$ -   | \$ -   | \$ 45.66                                      |
| Bomba, Bradford J & Angela A   | 53-08-22-200-017.000-008 |        | 2               | N  | \$ 164,600             | \$ -                                 | \$ 164,600        | \$1.5437                              | \$2.2845                 | \$ 2,540.92        | \$ 4,211.50         | \$ 451.23  | \$ -   | \$ 1,219.35                             | \$ 1,670.58                                 | \$ -   | \$ -   | \$ 1,670.58                                   |
| Bomba, Bradford J Jr & Angela A  | 53-08-22-200-023.000-008 | 2168   | 2               | N  | \$ 1,377,200           | \$ 362,375                           | \$ 1,014,825      | \$1.5437                              | \$2.2845                 | \$ 15,276.04       | \$ 20,547.44        | \$ 2,201.51  | \$ -   | \$ 3,069.89                             | \$ 5,271.40                                 | \$ 69.36   | \$ 37.08   | \$ 5,164.96                                   |
| Bomba, Bradford J Jr & Angela A  | 53-08-22-200-018.000-008 |        | 2               | N  | \$ 182,900             | \$ -                                 | \$ 182,900        | \$1.5437                              | \$2.2845                 | \$ 2,823.44        | \$ 4,679.73         | \$ 501.40  | \$ -   | \$ 1,354.89                             | \$ 1,856.29                                 | \$ -   | \$ -   | \$ 1,856.29                                   |
| Two Creeks Dev LLC   | 53-08-22-200-019.000-008 |        | 2               | N  | \$ 5,900               | \$ -                                 | \$ 5,900          | \$1.5437                              | \$2.2845                 | \$ 91.08           | \$ 150.96           | \$ 16.17   | \$ -   | \$ 43.70                                | \$ 59.88                                    | \$ -   | \$ -   | \$ 59.88                                      |
| Tibetan Cultural Center, Inc. C/o Thumpton Norbu                             | 53-08-14-400-007.000-008 | 2280   | 2               | N  | \$ 3,793,100           | \$3,793,100                          | \$ -              | \$1.5437                              | \$2.2845                 | \$ -               | \$ -                | \$ -   | \$ -   | \$ -                                    | \$ -  | \$ -   | \$ -   | \$ -  |
| Dalglish, Malcolm & Judith A Klein   | 53-08-14-100-001.001-008 |        | 2               | N  | \$ 83,600              | \$ -                                 | \$ 83,600         | \$1.5437                              | \$2.2845                 | \$ 1,290.52        | \$ 2,139.01         | \$ 229.18  | \$ -   | \$ 619.31                               | \$ 848.49                                   | \$ -   | \$ -   | \$ 848.49                                     |
| Jarrold, Martin F & Caroline C   | 53-08-14-108-001.000-008 |        | 2               | N  | \$ 481,400             | \$ 152,590                           | \$ 328,810        | \$1.5437                              | \$2.2845                 | \$ 4,966.48        | \$ 7,463.01         | \$ 799.61  | \$ -   | \$ 1,696.93                             | \$ 2,496.53                                 | \$ -   | \$ -   | \$ 2,496.53                                   |
| Kritzer, Ericson W; Tegeler-Kritzer, Dana                                    | 53-08-14-107-010.000-008 | 2151   | 2               | N  | \$ 642,200             | \$ 257,020                           | \$ 385,180        | \$1.5437                              | \$2.2845                 | \$ 5,735.18        | \$ 7,608.09         | \$ 815.16  | \$ -   | \$ 1,057.75                             | \$ 1,872.91                                 | \$ -   | \$ -   | \$ 1,872.91                                   |
| Biggs, Alan & Melissa  | 53-08-14-107-011.000-008 | 2151   | 2               | N  | \$ 881,300             | \$ 307,675                           | \$ 573,625        | \$1.5437                              | \$2.2845                 | \$ 8,560.00        | \$ 10,916.10        | \$ 1,169.58  | \$ -   | \$ 1,186.51                             | \$ 2,356.10                                 | \$ -   | \$ -   | \$ 2,356.10                                   |
| Wisniewski Revocable Trust   | 53-08-14-107-008.000-008 |        | 2               | N  | \$ 786,400             | \$ 285,175                           | \$ 501,225        | \$1.5437                              | \$2.2845                 | \$ 7,479.32        | \$ 9,709.92         | \$ 1,040.35  | \$ -   | \$ 1,190.25                             | \$ 2,230.60                                 | \$ -   | \$ -   | \$ 2,230.60                                   |
| Pal, Ravi  | 53-08-14-107-006.000-008 |        | 2               | N  | \$ 940,000             | \$ 331,675                           | \$ 608,325        | \$1.5437                              | \$2.2845                 | \$ 9,057.72        | \$ 11,180.76        | \$ 1,197.94  | \$ -   | \$ 925.10                               | \$ 2,123.04                                 | \$ -   | \$ -   | \$ 2,123.04                                   |
| Parker, Rodney P & Valerie G   | 53-08-14-107-007.000-008 |        | 2               | N  | \$ 826,300             | \$ 294,700                           | \$ 531,600        | \$1.5437                              | \$2.2845                 | \$ 7,932.56        | \$ 10,213.52        | \$ 1,094.31  | \$ -   | \$ 1,186.65                             | \$ 2,280.96                                 | \$ -   | \$ -   | \$ 2,280.96                                   |
| Dunn, Susan Peters Revocable Trust   | 53-08-14-107-009.000-008 |        | 2               | N  | \$ 908,000             | \$ -                                 | \$ 908,000        | \$1.5437                              | \$2.2845                 | \$ 14,016.80       | \$ 21,361.32        | \$ 2,288.71  | \$ -   | \$ 5,055.81                             | \$ 7,344.52                                 | \$ -   | \$ -   | \$ 7,344.52                                   |
| Walker, Joseph A III & Susan E   | 53-08-14-107-015.000-008 | 2151   | 2               | N  | \$ 941,800             | \$ 317,550                           | \$ 624,250        | \$1.5437                              | \$2.2845                 | \$ 9,325.28        | \$ 11,927.76        | \$ 1,277.97  | \$ -   | \$ 1,324.51                             | \$ 2,602.48                                 | \$ -   | \$ -   | \$ 2,602.48                                   |
| Sutor, Mark A  | 53-08-14-105-902.000-008 |        | 2               | N  | \$ 1,321,000           | \$ 404,350                           | \$ 916,650        | \$1.5437                              | \$2.2845                 | \$ 13,696.52       | \$ 16,916.02        | \$ 1,812.43  | \$ -   | \$ 1,407.07                             | \$ 3,219.50                                 | \$ -   | \$ -   | \$ 3,219.50                                   |
| Dyer, Pamela J Trust   | 53-08-14-108-007.000-008 | 2156   | 2               | N  | \$ 1,035,200           | \$ 344,100                           | \$ 691,100        | \$1.5437                              | \$2.2845                 | \$ 10,308.72       | \$ 12,789.43        | \$ 1,370.30  | \$ -   | \$ 1,110.42                             | \$ 2,480.71                                 | \$ -   | \$ -   | \$ 2,480.71                                   |
| Zhang, Xinhua & Yang Wang  | 53-08-14-108-004.000-008 |        | 2               | N  | \$ 672,900             | \$ 261,975                           | \$ 410,925        | \$1.5437                              | \$2.2845                 | \$ 6,118.52        | \$ 7,979.69         | \$ 854.97  | \$ -   | \$ 1,006.20                             | \$ 1,861.17                                 | \$ -   | \$ -   | \$ 1,861.17                                   |
| Rios, Meinardo Cristobal   | 53-08-14-107-014.000-008 | 2156   | 2               | N  | \$ 802,300             | \$ 297,325                           | \$ 504,975        | \$1.5437                              | \$2.2845                 | \$ 7,518.88        | \$ 9,530.41         | \$ 1,021.11  | \$ -   | \$ 990.41                               | \$ 2,011.53                                 | \$ -   | \$ -   | \$ 2,011.53                                   |
| Barnes, Steven W; English, Beth A  | 53-08-14-108-002.000-008 | 2274   | 2               | N  | \$ 683,200             | \$ 262,375                           | \$ 420,825        | \$1.5437                              | \$2.2845                 | \$ 6,275.60        | \$ 8,307.67         | \$ 890.11  | \$ -   | \$ 1,141.96                             | \$ 2,032.07                                 | \$ -   | \$ -   | \$ 2,032.07                                   |
| Chao-Handel Family Trust   | 53-08-14-108-005.000-008 |        | 2               | N  | \$ 819,700             | \$ 301,675                           | \$ 518,025        | \$1.5437                              | \$2.2845                 | \$ 7,713.20        | \$ 9,739.36         | \$ 1,043.50  | \$ -   | \$ 982.66                               | \$ 2,026.16                                 | \$ -   | \$ -   | \$ 2,026.16                                   |
| Shelby, Brandon & Jennifer   | 53-08-21-100-029.000-008 | 2298   | 2               | N  | \$ 397,100             | \$ 171,235                           | \$ 225,865        | \$1.5437                              | \$2.2845                 | \$ 3,363.04        | \$ 4,691.13         | \$ 502.62  | \$ -   | \$ 825.47                               | \$ 1,328.09                                 | \$ -   | \$ -   | \$ 1,328.09                                   |
| Teddy Bear Real Estate LLC   | 53-08-21-100-010.000-008 | 1914   | 2               | N  | \$ 326,500             | \$ -                                 | \$ 326,500        | \$1.5437                              | \$2.2845                 | \$ 5,040.18        | \$ 8,353.92         | \$ 895.06  | \$ -   | \$ 2,418.68                             | \$ 3,313.74                                 | \$ -   | \$ -   | \$ 3,313.74                                   |
| Stumpner, Richard S Revocable Trust  | 53-08-14-300-004.000-008 |        | 2               | N  | \$ 120,400             | \$ -                                 | \$ 120,400        | \$1.5437                              | \$2.2845                 | \$ 1,858.62        | \$ 2,830.19         | \$ 303.23  | \$ -   | \$ 668.34                               | \$ 971.57                                   | \$ -   | \$ -   | \$ 971.57                                     |

# City of Bloomington

## Area #2: South-East Annexation Area - Tax Impacts Analysis



Note (1): This section shows the inc/(dec) in tax bills due to differences between township fire protection rates and the Monroe Fire Protection District fire rate

| Owner Name  | Parcel #                 | Waiver | Annexation Area | AG | 2020 Pay 2021 Gross AV | 2020 Pay 2021 Deductions /Exemptions | 2020 Pay 2021 NAV | Pre-Annex 2020 Pay 2021 Prop Tax Rate | Post-Annex Prop Tax Rate | Pre-Annex Tax Bill | Post-Annex Tax Bill | Net Tax Bill Increase Due Solely to AV Growth (12% Aggregate over 4 years) | Net Tax Bill Increase Due to Difference Between Fire Rates (1) | Net Tax Bill Increase Due to Annexation | Total Post-Annexation Net Tax Bill Increase | Benefit 1 Yearly Sewer Bill Savings (@ 4000 Gal/Month) | Benefit 2 Yearly Fire Protection (Water Surcharge) Savings | Post-Annex Tax Bill Inc/(Dec) |
|---|--------------------------|--------|-----------------|----|------------------------|--------------------------------------|-------------------|---------------------------------------|--------------------------|--------------------|---------------------|--|--|---|---|--|--|-------------------------------|
| Stewart, Roger Wm. & Patsy J.                         | 53-08-14-102-003.000-008 |        | 2               | N  | \$ 199,600             | \$ 92,600                            | \$ 107,000        | \$1.5437                              | \$2.2845                 | \$ 1,603.36        | \$ 2,598.45         | \$ 278.41  | \$ -   | \$ 716.68                               | \$ 995.09                                   | \$ -   | \$ -   | \$ 995.09                     |
| Jindal, Niket & Priti                                 | 53-08-14-108-008.000-008 |        | 2               | N  | \$ 811,000             | \$ 292,850                           | \$ 518,150        | \$1.5437                              | \$2.2845                 | \$ 7,727.96        | \$ 9,922.52         | \$ 1,063.13  | \$ -   | \$ 1,131.43                             | \$ 2,194.56                                 | \$ -   | \$ -   | \$ 2,194.56                   |
| Bucchi, Toney Michael & Marilyn K                     | 53-08-14-108-009.000-008 | 2152   | 2               | N  | \$ 965,700             | \$ 363,135                           | \$ 602,565        | \$1.5437                              | \$2.2845                 | \$ 8,971.96        | \$ 11,465.75        | \$ 1,228.48  | \$ -   | \$ 1,265.31                             | \$ 2,493.79                                 | \$ -   | \$ -   | \$ 2,493.79                   |
| Todd, Kevin L & Danielle D                            | 53-08-14-108-003.000-008 | 2152   | 2               | N  | \$ 810,100             | \$ 299,225                           | \$ 510,875        | \$1.5437                              | \$2.2845                 | \$ 7,606.74        | \$ 9,621.89         | \$ 1,030.92  | \$ -   | \$ 984.23                               | \$ 2,015.15                                 | \$ -   | \$ -   | \$ 2,015.15                   |
| Erusa, Ranjith & Jyothi                               | 53-08-14-107-013.000-008 | 2152   | 2               | N  | \$ 175,600             | \$ -                                 | \$ 175,600        | \$1.5437                              | \$2.2845                 | \$ 2,710.74        | \$ 4,492.95         | \$ 481.39  | \$ -   | \$ 1,300.82                             | \$ 1,782.21                                 | \$ -   | \$ -   | \$ 1,782.21                   |
| Croft, David K & Jennifer L                           | 53-08-21-100-082.000-008 | 2263   | 2               | N  | \$ 2,500               | \$ 1,250                             | \$ 1,250          | \$1.5437                              | \$2.2845                 | \$ 19.30           | \$ 31.98            | \$ 3.43  | \$ -   | \$ 9.26                                 | \$ 12.68                                    | \$ -   | \$ -   | \$ 12.68                      |
| Croft, David K & Jennifer L                           | 53-08-21-100-003.000-008 |        | 2               | N  | \$ 137,000             | \$ 79,990                            | \$ 57,010         | \$1.5437                              | \$2.2845                 | \$ 848.84          | \$ 1,406.94         | \$ 150.74  | \$ -   | \$ 407.36                               | \$ 558.10                                   | \$ -   | \$ -   | \$ 558.10                     |
| Sanders Rental & Investment Propeties LLC             | 53-08-28-200-024.000-008 |        | 2               | N  | \$ 131,500             | \$ -                                 | \$ 131,500        | \$1.5437                              | \$2.2845                 | \$ 2,029.96        | \$ 3,089.54         | \$ 331.02  | \$ -   | \$ 728.56                               | \$ 1,059.58                                 | \$ 69.36   | \$ 14.76   | \$ 975.46                     |
| Borden, Richard L & Rebecca A                         | 53-08-16-300-004.000-008 |        | 2               | N  | \$ 112,700             | \$ 65,780                            | \$ 46,920         | \$1.5437                              | \$2.2845                 | \$ 706.24          | \$ 1,170.55         | \$ 125.41  | \$ -   | \$ 338.90                               | \$ 464.31                                   | \$ 69.36   | \$ 37.08   | \$ 357.87                     |
| Rosenthal, Karen & Brian DeSalvo                      | 53-08-01-400-174.000-008 | 2039   | 2               | N  | \$ 432,300             | \$ 183,555                           | \$ 248,745        | \$1.5437                              | \$2.2845                 | \$ 3,703.72        | \$ 5,110.04         | \$ 547.50  | \$ -   | \$ 858.82                               | \$ 1,406.32                                 | \$ 69.36   | \$ 22.20   | \$ 1,314.76                   |
| Jackson, Chad Aaron & Staci Elizabeth                 | 53-08-21-200-106.000-008 | 2436   | 2               | N  | \$ 106,000             | \$ 66,035                            | \$ 39,965         | \$1.5437                              | \$2.2845                 | \$ 595.56          | \$ 987.12           | \$ 105.77  | \$ -   | \$ 285.80                               | \$ 391.56                                   | \$ 69.36   | \$ 22.20   | \$ 300.00                     |
| Yu, Xiaoling; Wu, Zhixin                              | 53-08-21-200-093.000-008 |        | 2               | N  | \$ 150,200             | \$ -                                 | \$ 150,200        | \$1.5437                              | \$2.2845                 | \$ 2,318.64        | \$ 3,526.48         | \$ 377.84  | \$ -   | \$ 830.00                               | \$ 1,207.84                                 | \$ 69.36   | \$ 22.20   | \$ 1,116.28                   |
| Davis, Charles E                                      | 53-08-21-200-133.000-008 | 1431   | 2               | N  | \$ 138,200             | \$ 105,580                           | \$ 32,620         | \$1.5437                              | \$2.2845                 | \$ 485.68          | \$ 805.01           | \$ 86.24   | \$ -   | \$ 233.09                               | \$ 319.33                                   | \$ 69.36   | \$ 22.20   | \$ 227.77                     |
| Prather, Rex A & Susan D                              | 53-08-21-200-103.000-008 | 1405   | 2               | N  | \$ 121,600             | \$ 74,810                            | \$ 46,790         | \$1.5437                              | \$2.2845                 | \$ 696.68          | \$ 1,154.74         | \$ 123.73  | \$ -   | \$ 334.33                               | \$ 458.06                                   | \$ 69.36   | \$ 22.20   | \$ 366.50                     |
| Ham, Ronald Ray & Sandra Lynn                         | 53-08-21-200-034.000-008 |        | 2               | N  | \$ 112,200             | \$ 71,520                            | \$ 40,680         | \$1.5437                              | \$2.2845                 | \$ 605.72          | \$ 1,003.95         | \$ 107.57  | \$ -   | \$ 290.65                               | \$ 398.23                                   | \$ 69.36   | \$ 22.20   | \$ 306.67                     |
| Lindsay, Nancy D Revocable Living Trust w/life estate | 53-08-21-200-031.000-008 |        | 2               | N  | \$ 110,900             | \$ 71,065                            | \$ 39,835         | \$1.5437                              | \$2.2845                 | \$ 593.12          | \$ 983.09           | \$ 105.33  | \$ -   | \$ 284.64                               | \$ 389.97                                   | \$ 69.36   | \$ 22.20   | \$ 298.41                     |
| Barnett, Danna J                                      | 53-08-21-200-027.000-008 | 1423   | 2               | N  | \$ 154,900             | \$ 86,465                            | \$ 68,435         | \$1.5437                              | \$2.2845                 | \$ 1,018.96        | \$ 1,688.90         | \$ 180.95  | \$ -   | \$ 488.99                               | \$ 669.94                                   | \$ 69.36   | \$ 22.20   | \$ 578.38                     |
| Polanski, Eamon                                       | 53-08-21-200-012.000-008 | 1647   | 2               | N  | \$ 110,800             | \$ 68,030                            | \$ 42,770         | \$1.5437                              | \$2.2845                 | \$ 636.84          | \$ 1,055.52         | \$ 113.08  | \$ -   | \$ 305.59                               | \$ 418.68                                   | \$ 69.36   | \$ 22.20   | \$ 327.12                     |
| Gateley, Elizabeth                                    | 53-08-21-200-091.000-008 | 1535   | 2               | N  | \$ 134,600             | \$ 76,360                            | \$ 58,240         | \$1.5437                              | \$2.2845                 | \$ 867.16          | \$ 1,437.31         | \$ 154.00  | \$ -   | \$ 416.15                               | \$ 570.15                                   | \$ 69.36   | \$ 22.20   | \$ 478.59                     |
| Colvin, Ronald L & Charlotte A                        | 53-08-21-200-090.000-008 | 1464   | 2               | N  | \$ 130,500             | \$ 77,925                            | \$ 52,575         | \$1.5437                              | \$2.2845                 | \$ 782.82          | \$ 1,297.50         | \$ 139.02  | \$ -   | \$ 375.66                               | \$ 514.68                                   | \$ 69.36   | \$ 22.20   | \$ 423.12                     |
| Cooprider, Carl W & Thelma L Trust                    | 53-08-21-200-021.000-008 | 2435   | 2               | N  | \$ 129,900             | \$ 88,715                            | \$ 41,185         | \$1.5437                              | \$2.2845                 | \$ 395.32          | \$ 403.23           | \$ -   | \$ -   | \$ 7.91                                 | \$ 7.91                                     | \$ 69.36   | \$ 22.20   | \$ (83.65)                    |
| Jordan, Pamela K                                      | 53-08-21-200-094.000-008 | 1445   | 2               | N  | \$ 113,400             | \$ 68,940                            | \$ 44,460         | \$1.5437                              | \$2.2845                 | \$ 662.00          | \$ 1,097.22         | \$ 117.56  | \$ -   | \$ 317.66                               | \$ 435.22                                   | \$ 69.36   | \$ 22.20   | \$ 343.66                     |
| Patton, Robert R & Paula E                            | 53-08-21-200-022.000-008 | 1450   | 2               | N  | \$ 149,400             | \$ 84,540                            | \$ 64,860         | \$1.5437                              | \$2.2845                 | \$ 965.74          | \$ 1,600.68         | \$ 171.50  | \$ -   | \$ 463.44                               | \$ 634.94                                   | \$ 69.36   | \$ 22.20   | \$ 543.38                     |
| Gucinski, Jason Anthony                               | 53-08-21-200-099.000-008 | 1591   | 2               | N  | \$ 130,200             | \$ 77,820                            | \$ 52,380         | \$1.5437                              | \$2.2845                 | \$ 779.92          | \$ 1,292.70         | \$ 138.51  | \$ -   | \$ 374.27                               | \$ 512.78                                   | \$ 69.36   | \$ 22.20   | \$ 421.22                     |
| Scisroe, Loren K                                      | 53-08-21-200-128.000-008 | 1402   | 2               | N  | \$ 109,500             | \$ 70,295                            | \$ 39,205         | \$1.5437                              | \$2.2845                 | \$ 583.76          | \$ 967.55           | \$ 103.67  | \$ -   | \$ 280.12                               | \$ 383.79                                   | \$ 69.36   | \$ 22.20   | \$ 292.23                     |
| White, Benjamin                                       | 53-08-21-200-010.000-008 | 1411   | 2               | N  | \$ 118,300             | \$ -                                 | \$ 118,300        | \$1.5437                              | \$2.2845                 | \$ 1,826.20        | \$ 2,778.36         | \$ 297.68  | \$ 424.58  | \$ 654.48                               | \$ 952.16                                   | \$ 69.36   | \$ 22.20   | \$ 860.60                     |
| Summitt, Steven T                                     | 53-08-21-200-039.000-008 | 1601   | 2               | N  | \$ 103,700             | \$ 65,545                            | \$ 38,155         | \$1.5437                              | \$2.2845                 | \$ 568.12          | \$ 941.63           | \$ 100.90  | \$ -   | \$ 272.61                               | \$ 373.51                                   | \$ 69.36   | \$ 22.20   | \$ 281.95                     |
| Patterson, Scott                                      | 53-08-21-200-033.000-008 | 1546   | 2               | N  | \$ 128,400             | \$ 74,190                            | \$ 54,210         | \$1.5437                              | \$2.2845                 | \$ 807.16          | \$ 1,337.85         | \$ 143.34  | \$ -   | \$ 387.35                               | \$ 530.69                                   | \$ 69.36   | \$ 22.20   | \$ 439.13                     |
| Five Bamboos Holding Company LLC,                     | 53-08-21-200-148.000-008 | 1647   | 2               | N  | \$ 123,000             | \$ -                                 | \$ 123,000        | \$1.5437                              | \$2.2845                 | \$ 1,898.76        | \$ 3,147.11         | \$ 337.19  | \$ -   | \$ 911.16                               | \$ 1,248.35                                 | \$ -   | \$ -   | \$ 1,248.35                   |
| Quality Realty & Development LLC                      | 53-08-21-200-144.000-008 | 1647   | 2               | N  | \$ 42,200              | \$ -                                 | \$ 42,200         | \$1.5437                              | \$2.2845                 | \$ 651.44          | \$ 1,079.74         | \$ 115.69  | \$ -   | \$ 312.61                               | \$ 428.30                                   | \$ -   | \$ -   | \$ 428.30                     |
| Southcrest Estates LLC                                | 53-08-21-200-108.000-008 |        | 2               | N  | \$ 2,014,900           | \$ -                                 | \$ 2,014,900      | \$1.5437                              | \$2.2845                 | \$ 31,104.02       | \$ 47,306.95        | \$ 5,068.60  | \$ -   | \$ 11,134.33                            | \$ 16,202.93                                | \$ 69.36   | \$ 74.16   | \$ 16,059.41                  |
| Moulden, Bruce Edward & Mary Anne                     | 53-08-21-200-132.000-008 |        | 2               | N  | \$ 260,600             | \$ 119,820                           | \$ 140,780        | \$1.5437                              | \$2.2845                 | \$ 2,100.20        | \$ 3,135.44         | \$ 335.95  | \$ -   | \$ 699.30                               | \$ 1,035.24                                 | \$ 69.36   | \$ 22.20   | \$ 943.68                     |
| Garrison, Debra L                                     | 53-08-29-107-008.000-008 | 1300   | 2               | N  | \$ 163,500             | \$ 89,475                            | \$ 74,025         | \$1.5437                              | \$2.2845                 | \$ 1,102.20        | \$ 1,826.86         | \$ 195.74  | \$ -   | \$ 528.93                               | \$ 724.66                                   | \$ 69.36   | \$ 37.08   | \$ 618.22                     |
| Hull, Michael T & Linda                               | 53-08-29-107-012.000-008 | 1300   | 2               | N  | \$ 139,200             | \$ 77,970                            | \$ 61,230         | \$1.5437                              | \$2.2845                 | \$ 911.68          | \$ 1,511.10         | \$ 161.91  | \$ -   | \$ 437.51                               | \$ 599.42                                   | \$ 69.36   | \$ 37.08   | \$ 492.98                     |
| Clemons, Ryan Scott & Kayla Danielle                  | 53-08-29-107-004.000-008 | 1300   | 2               | N  | \$ 145,000             | \$ 83,000                            | \$ 62,000         | \$1.5437                              | \$2.2845                 | \$ 923.16          | \$ 1,530.10         | \$ 163.94  | \$ -   | \$ 443.00                               | \$ 606.94                                   | \$ 69.36   | \$ 22.20   | \$ 515.38                     |
| Tafuya, John & Claire                                 | 53-08-01-400-166.000-008 | 2039   | 2               | N  | \$ 522,500             | \$ 215,125                           | \$ 307,375        | \$1.5437                              | \$2.2845                 | \$ 4,576.70        | \$ 6,183.52         | \$ 662.52  | \$ -   | \$ 944.30                               | \$ 1,606.82                                 | \$ 69.36   | \$ 22.20   | \$ 1,515.26                   |
| Hendryx, Michael S & Juhua Luo                        | 53-08-01-100-102.000-008 | 2039   | 2               | N  | \$ 428,700             | \$ 179,120                           | \$ 249,580        | \$1.5437                              | \$2.2845                 | \$ 3,716.44        | \$ 5,077.29         | \$ 544.00  | \$ -   | \$ 816.85                               | \$ 1,360.85                                 | \$ 69.36   | \$ 22.20   | \$ 1,269.29                   |
| Good, Brian S & Michele                               | 53-08-01-400-175.000-008 | 2039   | 2               | N  | \$ 364,000             | \$ 156,745                           | \$ 207,255        | \$1.5437                              | \$2.2845                 | \$ 3,088.84        | \$ 4,337.28         | \$ 464.71  | \$ -   | \$ 783.72                               | \$ 1,248.44                                 | \$ 69.36   | \$ 22.20   | \$ 1,156.88                   |
| Bobrowsky, Patricia J & Stuart A                      | 53-08-01-400-157.000-008 | 2039   | 2               | N  | \$ 466,200             | \$ 195,420                           | \$ 270,780        | \$1.5437                              | \$2.2845                 | \$ 4,031.80        | \$ 5,513.50         | \$ 590.74  | \$ -   | \$ 890.96                               | \$ 1,481.70                                 | \$ 69.36   | \$ 22.20   | \$ 1,390.14                   |
| Mattioli, Michael & Kimberly                          | 53-08-01-400-160.000-008 | 2039   | 2               | N  | \$ 430,300             | \$ 182,855                           | \$ 247,445        | \$1.5437                              | \$2.2845                 | \$ 3,684.36        | \$ 5,086.24         | \$ 544.95  | \$ -   | \$ 856.93                               | \$ 1,401.88                                 | \$ 69.36   | \$ 22.20   | \$ 1,310.32                   |
| Messing, Katherine R & Wehner, Michael J              | 53-08-01-400-120.000-008 | 2039   | 2               | N  | \$ 377,300             | \$ 164,305                           | \$ 212,995        | \$1.5437                              | \$2.2845                 | \$ 3,171.40        | \$ 4,455.48         | \$ 477.37  | \$ -   | \$ 806.71                               | \$ 1,284.08                                 | \$ 69.36   | \$ 22.20   | \$ 1,192.52                   |
| Luginbill, James Craig & Sandra Kay                   | 53-08-01-400-146.000-008 | 2039   | 2               | N  | \$ 357,800             | \$ 157,480                           | \$ 200,320        | \$1.5437                              | \$2.2845                 | \$ 2,982.68        | \$ 4,223.41         | \$ 452.50  | \$ -   | \$ 788.23                               | \$ 1,240.73                                 | \$ 69.36   | \$ 22.20   | \$ 1,149.17                   |
| Pound, James G & Ramona D                             | 53-08-01-400-132.000-008 | 2076   | 2               | N  | \$ 397,000             | \$ 196,160                           | \$ 200,840        | \$1.5437                              | \$2.2845                 | \$ 2,990.44        | \$ 4,663.02         | \$ 499.61  | \$ -   | \$ 1,172.97                             | \$ 1,672.58                                 | \$ 69.36   | \$ 22.20   | \$ 1,581.02                   |



# City of Bloomington



## Area #2: South-East Annexation Area - Tax Impacts Analysis

Note (1): This section shows the inc/(dec) in tax bills due to differences between township fire protection rates and the Monroe Fire Protection District fire rate

| Owner Name  | Parcel #                 | Waiver | Annexation Area | AG         | 2020 Pay 2021 Gross AV | 2020 Pay 2021 Deductions /Exemptions | 2020 Pay 2021 NAV | Pre-Annex 2020 Pay 2021 Prop Tax Rate | Post-Annex Prop Tax Rate | Pre-Annex Tax Bill | Post-Annex Tax Bill | Net Tax Bill Increase Due Solely to AV Growth (12% Aggregate over 4 years) | Net Tax Bill Increase Due to Difference Between Fire Rates (1) | Net Tax Bill Increase Due to Annexation | Total Post-Annexation Net Tax Bill Increase | Benefit 1 Yearly Sewer Bill Savings (@ 4000 Gal/Month) | Benefit 2 Yearly Fire Protection (Water Surcharge) Savings | Post-Annex Tax Bill Inc/(Dec) Net of Benefits |
|---|--------------------------|--------|-----------------|------------|------------------------|--------------------------------------|-------------------|---------------------------------------|--------------------------|--------------------|---------------------|--|--|---|---|--|--|---|
| Chapman, Robert F & Susan M                       | 53-08-01-400-141.000-008 | 2076   | 2               | N          | \$ 358,700             | \$ 157,795                           | \$ 200,905        | \$1.5437                              | \$2.2845                 | \$ 2,991.40        | \$ 4,234.14         | \$ 453.66  | \$ -   | \$ 789.07                               | \$ 1,242.74                                 | \$ 69.36   | \$ 22.20   | \$ 1,151.18                                   |
| Wasson, Ryan & Lori                               | 53-08-01-400-119.000-008 | 2076   | 2               | N          | \$ 331,900             | \$ 148,415                           | \$ 183,485        | \$1.5437                              | \$2.2845                 | \$ 2,732.02        | \$ 3,915.18         | \$ 419.48  | \$ -   | \$ 763.68                               | \$ 1,183.16                                 | \$ 69.36   | \$ 22.20   | \$ 1,091.60                                   |
| Cline, Karen B Revocable Trust                    | 53-08-01-400-155.000-008 | 2076   | 2               | N          | \$ 402,300             | \$ 173,055                           | \$ 229,245        | \$1.5437                              | \$2.2845                 | \$ 3,413.38        | \$ 4,753.01         | \$ 509.24  | \$ -   | \$ 830.38                               | \$ 1,339.63                                 | \$ 69.36   | \$ 22.20   | \$ 1,248.07                                   |
| Pikaard, Craig S & Diane J Revocable Living Trust | 53-08-01-400-158.000-008 | 2076   | 2               | N          | \$ 565,300             | \$ 225,355                           | \$ 339,945        | \$1.5437                              | \$2.2845                 | \$ 5,064.40        | \$ 6,764.54         | \$ 724.77  | \$ -   | \$ 975.38                               | \$ 1,700.14                                 | \$ 69.36   | \$ 22.20   | \$ 1,608.58                                   |
| Johnson, G Kent I & Diane                         | 53-08-01-400-140.000-008 | 2076   | 2               | N          | \$ 331,100             | \$ 139,560                           | \$ 191,540        | \$1.5437                              | \$2.2845                 | \$ 2,863.72        | \$ 4,167.43         | \$ 446.51  | \$ -   | \$ 857.19                               | \$ 1,303.71                                 | \$ 69.36   | \$ 22.20   | \$ 1,212.15                                   |
| Klingelhoffer, Kit & Rita A                       | 53-08-01-400-110.000-008 | 2076   | 2               | N          | \$ 430,000             | \$ 171,910                           | \$ 258,090        | \$1.5437                              | \$2.2845                 | \$ 3,855.12        | \$ 5,392.46         | \$ 577.77  | \$ -   | \$ 959.58                               | \$ 1,537.34                                 | \$ 69.36   | \$ 22.20   | \$ 1,445.78                                   |
| Crump, Michael P & Suzanne A                      | 53-08-01-400-127.000-008 | 2076   | 2               | N          | \$ 316,200             | \$ 142,920                           | \$ 173,280        | \$1.5437                              | \$2.2845                 | \$ 2,580.08        | \$ 3,728.34         | \$ 399.47  | \$ -   | \$ 748.79                               | \$ 1,148.26                                 | \$ 69.36   | \$ 22.20   | \$ 1,056.70                                   |
| Whitaker, Robert E & Brenda L                     | 53-08-01-400-171.000-008 | 2076   | 2               | N          | \$ 432,700             | \$ 183,695                           | \$ 249,005        | \$1.5437                              | \$2.2845                 | \$ 3,707.60        | \$ 5,114.81         | \$ 548.02  | \$ -   | \$ 859.19                               | \$ 1,407.21                                 | \$ 69.36   | \$ 22.20   | \$ 1,315.65                                   |
| Kernodle, Marc A & Lisa C                         | 53-08-01-400-169.000-008 | 2076   | 2               | N          | \$ 439,300             | \$ 186,005                           | \$ 253,295        | \$1.5437                              | \$2.2845                 | \$ 3,771.46        | \$ 5,193.35         | \$ 556.42  | \$ -   | \$ 865.46                               | \$ 1,421.89                                 | \$ 69.36   | \$ 22.20   | \$ 1,330.33                                   |
| Sauer, James R & Helen L                          | 53-08-01-400-134.000-008 | 2076   | 2               | N          | \$ 350,000             | \$ 154,750                           | \$ 195,250        | \$1.5437                              | \$2.2845                 | \$ 2,907.20        | \$ 4,130.59         | \$ 442.56  | \$ -   | \$ 780.83                               | \$ 1,223.39                                 | \$ 69.36   | \$ 22.20   | \$ 1,131.83                                   |
| Crigler, Eric Fletcher & Lee Ann                  | 53-08-01-400-138.000-008 | 2076   | 2               | N          | \$ 401,100             | \$ 172,635                           | \$ 228,465        | \$1.5437                              | \$2.2845                 | \$ 3,401.76        | \$ 4,738.74         | \$ 507.73  | \$ -   | \$ 829.25                               | \$ 1,336.98                                 | \$ 69.36   | \$ 22.20   | \$ 1,245.42                                   |
| Dirks, Bram & Son In Shirley Go                   | 53-08-01-400-139.000-008 | 2076   | 2               | N          | \$ 470,500             | \$ 193,925                           | \$ 276,575        | \$1.5437                              | \$2.2845                 | \$ 4,118.10        | \$ 5,567.90         | \$ 596.56  | \$ -   | \$ 853.24                               | \$ 1,449.80                                 | \$ 69.36   | \$ 22.20   | \$ 1,358.24                                   |
| Deckard, Christopher D                            | 53-08-29-107-001.000-008 | 1300   | 2               | N          | \$ 149,800             | \$ 95,795                            | \$ 54,005         | \$1.5437                              | \$2.2845                 | \$ 804.12          | \$ 1,332.80         | \$ 142.81  | \$ -   | \$ 385.87                               | \$ 528.68                                   | \$ 69.36   | \$ 37.08   | \$ 422.24                                     |
| Kernan, Dan                                       | 53-08-29-107-003.000-008 | 1300   | 2               | N          | \$ 144,400             | \$ 82,790                            | \$ 61,610         | \$1.5437                              | \$2.2845                 | \$ 917.36          | \$ 1,520.48         | \$ 162.90  | \$ -   | \$ 440.21                               | \$ 603.12                                   | \$ 69.36   | \$ 37.08   | \$ 496.68                                     |
| Foust, Joel W & Kimberly A                        | 53-08-29-107-005.000-008 | 1300   | 2               | N          | \$ 148,500             | \$ 84,225                            | \$ 64,275         | \$1.5437                              | \$2.2845                 | \$ 957.04          | \$ 1,586.25         | \$ 169.96  | \$ -   | \$ 459.25                               | \$ 629.21                                   | \$ 69.36   | \$ 22.20   | \$ 537.65                                     |
| Chastain, Douglas R & Rebecca C                   | 53-08-29-107-002.000-008 | 1300   | 2               | N          | \$ 154,500             | \$ 83,325                            | \$ 71,175         | \$1.5437                              | \$2.2845                 | \$ 1,059.76        | \$ 1,756.53         | \$ 188.20  | \$ -   | \$ 508.57                               | \$ 696.77                                   | \$ 69.36   | \$ 22.20   | \$ 605.21                                     |
| Mosier, Robert K II & Susan J                     | 53-08-29-107-009.000-008 | 1300   | 2               | N          | \$ 155,100             | \$ 86,535                            | \$ 68,565         | \$1.5437                              | \$2.2845                 | \$ 1,020.92        | \$ 1,692.12         | \$ 181.30  | \$ -   | \$ 489.90                               | \$ 671.20                                   | \$ 69.36   | \$ 22.20   | \$ 579.64                                     |
| Montgomery, Michael A                             | 53-08-29-107-010.000-008 | 1300   | 2               | N          | \$ 151,000             | \$ 84,785                            | \$ 66,215         | \$1.5437                              | \$2.2845                 | \$ 985.92          | \$ 1,634.13         | \$ 175.09  | \$ -   | \$ 473.12                               | \$ 648.21                                   | \$ 69.36   | \$ 22.20   | \$ 556.65                                     |
| Lucas, Sharon K                                   | 53-08-29-107-007.000-008 | 1300   | 2               | N          | \$ 131,900             | \$ 75,100                            | \$ 56,800         | \$1.5437                              | \$2.2845                 | \$ 846.22          | \$ 1,402.58         | \$ 150.28  | \$ -   | \$ 406.09                               | \$ 556.36                                   | \$ 69.36   | \$ 22.20   | \$ 464.80                                     |
| Reynolds, Madonna K.                              | 53-08-29-107-011.000-008 | 1300   | 2               | N          | \$ 128,100             | \$ 77,085                            | \$ 51,015         | \$1.5437                              | \$2.2845                 | \$ 759.60          | \$ 1,259.01         | \$ 134.90  | \$ -   | \$ 364.51                               | \$ 499.41                                   | \$ 69.36   | \$ 37.08   | \$ 392.97                                     |
| Lucas, Philip J                                   | 53-08-29-105-003.000-008 | 1300   | 2               | N          | \$ 117,400             | \$ 70,340                            | \$ 47,060         | \$1.5437                              | \$2.2845                 | \$ 700.72          | \$ 1,161.39         | \$ 124.43  | \$ -   | \$ 336.24                               | \$ 460.67                                   | \$ 69.36   | \$ 37.08   | \$ 354.23                                     |
| Collier, Ivan K                                   | 53-08-29-105-005.000-008 | 1300   | 2               | N          | \$ 126,400             | \$ 76,490                            | \$ 49,910         | \$1.5437                              | \$2.2845                 | \$ 743.14          | \$ 1,231.73         | \$ 131.97  | \$ -   | \$ 356.62                               | \$ 488.59                                   | \$ 69.36   | \$ 37.08   | \$ 382.15                                     |
| Monroe-Cook, Jessica L                            | 53-08-29-105-013.000-008 | 1300   | 2               | N          | \$ 120,100             | \$ 74,285                            | \$ 45,815         | \$1.5437                              | \$2.2845                 | \$ 682.16          | \$ 1,130.67         | \$ 121.15  | \$ -   | \$ 327.36                               | \$ 448.51                                   | \$ 69.36   | \$ 37.08   | \$ 342.07                                     |
| Redman, Miranda D                                 | 53-08-29-105-002.000-008 | 1300   | 2               | N          | \$ 110,700             | \$ 70,995                            | \$ 39,705         | \$1.5437                              | \$2.2845                 | \$ 591.20          | \$ 979.90           | \$ 105.00  | \$ -   | \$ 283.70                               | \$ 388.70                                   | \$ 69.36   | \$ 22.20   | \$ 297.14                                     |
| Taylor, Rebekah L                                 | 53-08-29-105-008.000-008 | 1300   | 2               | N          | \$ 136,800             | \$ 80,130                            | \$ 56,670         | \$1.5437                              | \$2.2845                 | \$ 843.80          | \$ 1,398.55         | \$ 149.84  | \$ -   | \$ 404.92                               | \$ 554.75                                   | \$ 69.36   | \$ 22.20   | \$ 463.19                                     |
| Flater, David M & Karen L                         | 53-08-29-105-010.000-008 | 1300   | 2               | N          | \$ 123,800             | \$ 75,580                            | \$ 48,220         | \$1.5437                              | \$2.2845                 | \$ 717.98          | \$ 1,190.02         | \$ 127.49  | \$ -   | \$ 344.55                               | \$ 472.04                                   | \$ 69.36   | \$ 22.20   | \$ 380.48                                     |
| Hedrick, Linda F.                                 | 53-08-29-105-007.000-008 | 1300   | 2               | N          | \$ 134,500             | \$ 79,325                            | \$ 55,175         | \$1.5437                              | \$2.2845                 | \$ 821.54          | \$ 1,361.67         | \$ 145.89  | \$ -   | \$ 394.24                               | \$ 540.13                                   | \$ 69.36   | \$ 37.08   | \$ 433.69                                     |
| Welty, Nancy Livingston                           | 53-08-29-105-009.000-008 | 1300   | 2               | N          | \$ 132,600             | \$ 78,345                            | \$ 54,255         | \$1.5437                              | \$2.2845                 | \$ 807.84          | \$ 1,338.97         | \$ 143.47  | \$ -   | \$ 387.66                               | \$ 531.13                                   | \$ 69.36   | \$ 22.20   | \$ 439.57                                     |
| Gragg, DeWayne H                                  | 53-08-29-105-006.000-008 | 1300   | 2               | N          | \$ 123,200             | \$ 100,330                           | \$ 22,870         | \$1.5437                              | \$2.2845                 | \$ 340.52          | \$ 564.40           | \$ 60.46   | \$ -   | \$ 163.41                               | \$ 223.88                                   | \$ 69.36   | \$ 22.20   | \$ 132.32                                     |
| Weitkamp, Matthew J                               | 53-08-29-105-011.000-008 | 1300   | 2               | N          | \$ 128,300             | \$ 77,155                            | \$ 51,145         | \$1.5437                              | \$2.2845                 | \$ 761.52          | \$ 1,262.19         | \$ 135.23  | \$ -   | \$ 365.45                               | \$ 500.67                                   | \$ 69.36   | \$ 22.20   | \$ 409.11                                     |
| Wills, Morgan L                                   | 53-08-29-105-015.000-008 | 1300   | 2               | N          | \$ 140,600             | \$ 81,460                            | \$ 59,140         | \$1.5437                              | \$2.2845                 | \$ 880.56          | \$ 1,459.52         | \$ 156.38  | \$ -   | \$ 422.58                               | \$ 578.96                                   | \$ 69.36   | \$ 22.20   | \$ 487.40                                     |
| Irwin, Paul & Marilyn                             | 53-08-14-300-021.000-008 | 2      | N               | \$ 171,300 | \$ 88,505              | \$ 82,795                            | \$1.5437          | \$2.2845                              | \$ 1,233.88              | \$ 2,034.47        | \$ 217.97           | \$ -   | \$ 582.62  | \$ 800.59                               | \$ -  | \$ -   | \$ 800.59  |   |
| Brocklehurst, Elizabeth I & Mark J                | 53-08-21-100-052.000-008 | 2      | N               | \$ 165,300 | \$ 85,100              | \$ 80,200                            | \$1.5437          | \$2.2845                              | \$ 1,200.34              | \$ 1,989.52        | \$ 213.16           | \$ -   | \$ 576.02  | \$ 789.18                               | \$ 69.36                                    | \$ 22.20   | \$ 697.62  |   |
| Reeves, Jane M                                    | 53-08-21-200-013.000-008 | 2      | N               | \$ 123,100 | \$ 72,290              | \$ 50,810                            | \$1.5437          | \$2.2845                              | \$ 759.66                | \$ 1,259.11        | \$ 134.90           | \$ -   | \$ 364.55  | \$ 499.45                               | \$ 69.36                                    | \$ 22.20   | \$ 407.89  |   |
| Schuster, Stephen R                               | 53-08-21-100-007.000-008 | 2      | N               | \$ 115,700 | \$ -                   | \$ 115,700                           | \$1.5437          | \$2.2845                              | \$ 1,786.06              | \$ 2,756.94        | \$ 295.39           | \$ -   | \$ 675.49  | \$ 970.88                               | \$ -  | \$ -   | \$ 970.88  |   |
| Schuster, Stephen R                               | 53-08-21-100-005.000-008 | 2      | N               | \$ 4,500   | \$ -                   | \$ 4,500                             | \$1.5437          | \$2.2845                              | \$ 69.48                 | \$ 115.14          | \$ 12.34            | \$ -   | \$ 33.32   | \$ 45.66                                | \$ -  | \$ -   | \$ 45.66   |   |
| Doraci, Bledar S & Edita L                        | 53-08-21-100-024.000-008 | 2      | N               | \$ 322,900 | \$ 135,020             | \$ 187,880                           | \$1.5437          | \$2.2845                              | \$ 2,808.80              | \$ 4,094.60        | \$ 438.71           | \$ -   | \$ 847.08  | \$ 1,285.80                             | \$ -  | \$ -   | \$ 1,285.80  |   |
| Helton, Daniel K & Elizabeth S                    | 53-08-20-400-015.000-008 | 2      | N               | \$ 148,400 | \$ -                   | \$ 148,400                           | \$1.5437          | \$2.2845                              | \$ 2,290.86              | \$ 3,489.07        | \$ 373.83           | \$ -   | \$ 824.38  | \$ 1,198.21                             | \$ 69.36                                    | \$ 14.76   | \$ 1,114.09  |   |
| Ratliff, Mary Burch                               | 53-08-11-101-034.000-008 | 2      | N               | \$ 13,500  | \$ -                   | \$ 13,500                            | \$1.5437          | \$2.2845                              | \$ 208.40                | \$ 345.41          | \$ 37.01            | \$ -   | \$ 100.01  | \$ 137.01                               | \$ -  | \$ -   | \$ 137.01  |   |
| Terrell, Brenda J                                 | 53-08-21-100-043.000-008 | 2      | N               | \$ 31,800  | \$ -                   | \$ 31,800                            | \$1.5437          | \$2.2845                              | \$ 490.90                | \$ 813.64          | \$ 87.18            | \$ -   | \$ 235.57  | \$ 322.74                               | \$ -  | \$ -   | \$ 322.74  |   |
| Gardner, Mark Alan & Candy Pinkston               | 53-08-21-100-048.000-008 | 2      | N               | \$ 169,000 | \$ 98,445              | \$ 70,555                            | \$1.5437          | \$2.2845                              | \$ 867.38                | \$ 884.73          | \$ -                | \$ -   | \$ 17.35   | \$ 17.35                                | \$ 69.36                                    | \$ 14.76   | \$ (66.77)   |   |
| Long, David & Patricia A                          | 53-08-20-403-010.000-008 | 2      | N               | \$ 94,400  | \$ 62,290              | \$ 32,110                            | \$1.5437          | \$2.2845                              | \$ 478.10                | \$ 792.43          | \$ 84.90            | \$ -   | \$ 229.43  | \$ 314.33                               | \$ 69.36                                    | \$ 22.20   | \$ 222.77  |   |
| McAuley, James Livingston & Esther R.             | 53-08-01-100-031.000-008 | 2      | N               | \$ 254,900 | \$ 118,465             | \$ 136,435                           | \$1.5437          | \$2.2845                              | \$ 2,031.48              | \$ 3,002.03        | \$ 321.64           | \$ -   | \$ 648.91  | \$ 970.55                               | \$ 69.36                                    | \$ 14.76   | \$ 886.43  |   |
| Tobey, Matthew W & Dorazewski, Lisa M             | 53-08-21-400-043.000-008 | 2      | N               | \$ 167,500 | \$ 84,470              | \$ 83,030                            | \$1.5437          | \$2.2845                              | \$ 1,244.68              | \$ 2,063.00        | \$ 221.04           | \$ -   | \$ 597.27  | \$ 818.32                               | \$ 69.36                                    | \$ 14.76   | \$ 734.20  |   |
| Wray, James B                                     | 53-08-16-300-008.000-008 | 2      | N               | \$ 162,300 | \$ 89,055              | \$ 73,245                            | \$1.5437          | \$2.2845                              | \$ 1,090.60              | \$ 1,807.61        | \$ 193.66           | \$ -   | \$ 523.35  | \$ 717.01                               | \$ 69.36                                    | \$ 22.20   | \$ 625.45  |   |
| Monroe Co Community School Corp                   | 53-08-20-402-005.000-008 | 2      | N               | \$ -       | \$ -                   | \$ -                                 | \$1.5437          | \$2.2845                              | \$ -                     | \$ -               | \$ -                | \$ -   | \$ -   | \$ -                                    | \$ -  | \$ -   | \$ -   | \$ -  |

# City of Bloomington

## Area #2: South-East Annexation Area - Tax Impacts Analysis

Note (1): This section shows the inc/(dec) in tax bills due to differences between township fire protection rates and the Monroe Fire Protection District fire rate

| Owner Name                                       | Parcel #                 | Waiver | Annexation Area | AG | 2020 Pay 2021 Gross AV | 2020 Pay 2021 Deductions /Exemptions | 2020 Pay 2021 NAV | Pre-Annex 2020 Pay 2021 Prop Tax Rate | Post-Annex Prop Tax Rate | Pre-Annex Tax Bill | Post-Annex Tax Bill | Net Tax Bill Increase Due Solely to AV Growth (12% Aggregate over 4 years) | Net Tax Bill Increase Due to Difference Between Fire Rates (1) | Net Tax Bill Increase Due to Annexation | Total Post-Annexation Net Tax Bill Increase | Benefit 1 Yearly Sewer Bill Savings (@ 4000 Gal/Month) | Benefit 2 Yearly Fire Protection (Water Surcharge) Savings | Post-Annex Tax Bill Inc/(Dec) | Net of Benefits |
|--|--------------------------|--------|-----------------|----|------------------------|--------------------------------------|-------------------|---------------------------------------|--------------------------|--------------------|---------------------|--|--|---|---|--|--|-------------------------------|-----------------|
| Monroe Co Community School Corp                  | 53-08-20-400-041.000-008 |        | 2               | N  | \$ -                   | \$ -                                 | \$ -              | \$ 1.5437                             | \$ 2.2845                | \$ -               | \$ -                | \$ -   | \$ -   | \$ -                                    | \$ -  | \$ -   | \$ -   | \$ -                          | \$ -            |
| Monroe Co Community School Corp                  | 53-08-20-400-044.000-008 |        | 2               | N  | \$ -                   | \$ -                                 | \$ -              | \$ 1.5437                             | \$ 2.2845                | \$ -               | \$ -                | \$ -   | \$ -   | \$ -                                    | \$ -  | \$ -   | \$ -   | \$ -                          | \$ -            |
| MCCSC 1996 School Building Corporation           | 53-08-20-400-031.000-008 |        | 2               | N  | \$ -                   | \$ -                                 | \$ -              | \$ 1.5437                             | \$ 2.2845                | \$ -               | \$ -                | \$ -   | \$ -   | \$ -                                    | \$ -  | \$ 69.36   | \$ 118.68  | \$ (188.04)                   |                 |
| Sterling Woods II Inc                            | 53-08-24-301-009.000-008 | 2360   | 2               | N  | \$ 11,600              | \$ -                                 | \$ 11,600         | \$ 1.5437                             | \$ 2.2845                | \$ 179.08          | \$ 296.80           | \$ 31.80   | \$ -   | \$ 85.92                                | \$ 117.72                                   | \$ -   | \$ -   | \$ 117.72                     |                 |
| Sterling Woods II Inc                            | 53-08-24-301-002.000-008 | 2360   | 2               | N  | \$ 1,900               | \$ -                                 | \$ 1,900          | \$ 1.5437                             | \$ 2.2845                | \$ 29.32           | \$ 48.61            | \$ 5.21  | \$ -   | \$ 14.09                                | \$ 19.29                                    | \$ -   | \$ -   | \$ 19.29                      |                 |
| Sterling Woods II Inc                            | 53-08-24-301-013.000-008 | 2360   | 2               | N  | \$ 5,000               | \$ -                                 | \$ 5,000          | \$ 1.5437                             | \$ 2.2845                | \$ 77.18           | \$ 127.93           | \$ 13.71   | \$ -   | \$ 37.04                                | \$ 50.75                                    | \$ -   | \$ -   | \$ 50.75                      |                 |
| Sterling Woods II Inc                            | 53-08-24-301-025.000-008 | 2360   | 2               | N  | \$ 11,900              | \$ -                                 | \$ 11,900         | \$ 1.5437                             | \$ 2.2845                | \$ 183.70          | \$ 304.48           | \$ 32.62   | \$ -   | \$ 88.15                                | \$ 120.78                                   | \$ -   | \$ -   | \$ 120.78                     |                 |
| Sterling Woods II Inc                            | 53-08-24-301-012.000-008 | 2360   | 2               | N  | \$ 8,100               | \$ -                                 | \$ 8,100          | \$ 1.5437                             | \$ 2.2845                | \$ 125.04          | \$ 207.25           | \$ 22.21   | \$ -   | \$ 60.00                                | \$ 82.21                                    | \$ -   | \$ -   | \$ 82.21                      |                 |
| Sterling Woods II Inc                            | 53-08-24-301-026.000-008 | 2360   | 2               | N  | \$ 7,900               | \$ -                                 | \$ 7,900          | \$ 1.5437                             | \$ 2.2845                | \$ 121.96          | \$ 202.13           | \$ 21.66   | \$ -   | \$ 58.51                                | \$ 80.17                                    | \$ -   | \$ -   | \$ 80.17                      |                 |
| Sterling Woods II Inc                            | 53-08-24-301-006.000-008 | 2360   | 2               | N  | \$ 4,200               | \$ -                                 | \$ 4,200          | \$ 1.5437                             | \$ 2.2845                | \$ 64.84           | \$ 107.46           | \$ 11.51   | \$ -   | \$ 31.11                                | \$ 42.62                                    | \$ -   | \$ -   | \$ 42.62                      |                 |
| Sterling Woods II Inc                            | 53-08-24-301-018.000-008 | 2360   | 2               | N  | \$ 8,400               | \$ -                                 | \$ 8,400          | \$ 1.5437                             | \$ 2.2845                | \$ 129.68          | \$ 214.92           | \$ 23.03   | \$ -   | \$ 62.22                                | \$ 85.24                                    | \$ -   | \$ -   | \$ 85.24                      |                 |
| Sterling Woods II Inc                            | 53-08-24-301-002.000-008 | 2360   | 2               | N  | \$ 9,000               | \$ -                                 | \$ 9,000          | \$ 1.5437                             | \$ 2.2845                | \$ 138.92          | \$ 230.28           | \$ 24.67   | \$ -   | \$ 66.68                                | \$ 91.36                                    | \$ -   | \$ -   | \$ 91.36                      |                 |
| Sterling Woods II Inc                            | 53-08-24-301-038.000-008 | 2360   | 2               | N  | \$ 5,600               | \$ -                                 | \$ 5,600          | \$ 1.5437                             | \$ 2.2845                | \$ 86.44           | \$ 143.28           | \$ 15.35   | \$ -   | \$ 41.49                                | \$ 56.84                                    | \$ -   | \$ -   | \$ 56.84                      |                 |
| Sterling Woods II Inc                            | 53-01-43-513-595.000-008 | 2360   | 2               | N  | \$ 4,600               | \$ -                                 | \$ 4,600          | \$ 1.5437                             | \$ 2.2845                | \$ 71.00           | \$ 117.70           | \$ 12.61   | \$ -   | \$ 34.09                                | \$ 46.70                                    | \$ -   | \$ -   | \$ 46.70                      |                 |
| Sterling Woods II Inc                            | 53-01-43-513-597.000-008 | 2360   | 2               | N  | \$ 6,900               | \$ -                                 | \$ 6,900          | \$ 1.5437                             | \$ 2.2845                | \$ 106.52          | \$ 176.55           | \$ 18.92   | \$ -   | \$ 51.11                                | \$ 70.03                                    | \$ -   | \$ -   | \$ 70.03                      |                 |
| Barkley, Mark                                    | 53-01-43-513-599.000-008 | 2360   | 2               | N  | \$ 143,200             | \$ -                                 | \$ 143,200        | \$ 1.5437                             | \$ 2.2845                | \$ 2,210.58        | \$ 3,663.96         | \$ 392.57  | \$ -   | \$ 1,060.81                             | \$ 1,453.38                                 | \$ -   | \$ -   | \$ 1,453.38                   |                 |
| Roy, Vijay P & Sapana                            | 53-01-43-513-600.000-008 | 2360   | 2               | N  | \$ 923,800             | \$ 311,825                           | \$ 611,975        | \$ 1.5437                             | \$ 2.2845                | \$ 9,140.28        | \$ 11,691.96        | \$ 1,252.71  | \$ -   | \$ 1,298.97                             | \$ 2,551.68                                 | \$ -   | \$ -   | \$ 2,551.68                   |                 |
| Sterling Woods II Inc                            | 53-01-43-513-601.000-008 | 2360   | 2               | N  | \$ 2,600               | \$ -                                 | \$ 2,600          | \$ 1.5437                             | \$ 2.2845                | \$ 40.14           | \$ 66.52            | \$ 7.13  | \$ -   | \$ 19.26                                | \$ 26.38                                    | \$ -   | \$ -   | \$ 26.38                      |                 |
| Sterling Woods II Inc                            | 53-08-23-401-023.000-008 | 2360   | 2               | N  | \$ 3,600               | \$ -                                 | \$ 3,600          | \$ 1.5437                             | \$ 2.2845                | \$ 55.56           | \$ 92.11            | \$ 9.87  | \$ -   | \$ 26.68                                | \$ 36.55                                    | \$ -   | \$ -   | \$ 36.55                      |                 |
| Andry, James Matthew & Madelin Rose              | 53-08-23-401-037.000-008 | 2360   | 2               | N  | \$ 1,062,800           | \$ 333,975                           | \$ 728,825        | \$ 1.5437                             | \$ 2.2845                | \$ 10,912.64       | \$ 14,131.67        | \$ 1,514.11  | \$ -   | \$ 1,704.92                             | \$ 3,219.03                                 | \$ -   | \$ -   | \$ 3,219.03                   |                 |
| Sterling Woods II Inc                            | 53-08-23-401-017.000-008 | 2360   | 2               | N  | \$ 5,200               | \$ -                                 | \$ 5,200          | \$ 1.5437                             | \$ 2.2845                | \$ 80.28           | \$ 133.05           | \$ 14.26   | \$ -   | \$ 38.51                                | \$ 52.77                                    | \$ -   | \$ -   | \$ 52.77                      |                 |
| Matharu, Rajinder P & Jyothi                     | 53-08-23-401-019.000-008 | 2360   | 2               | N  | \$ 977,500             | \$ 314,100                           | \$ 663,400        | \$ 1.5437                             | \$ 2.2845                | \$ 9,930.38        | \$ 12,942.39        | \$ 1,386.68  | \$ -   | \$ 1,625.33                             | \$ 3,012.01                                 | \$ -   | \$ -   | \$ 3,012.01                   |                 |
| Bomba, Christopher C                             | 53-08-23-401-062.000-008 | 2360   | 2               | N  | \$ 928,200             | \$ 289,725                           | \$ 638,475        | \$ 1.5437                             | \$ 2.2845                | \$ 9,590.56        | \$ 13,090.95        | \$ 1,402.60  | \$ -   | \$ 2,097.79                             | \$ 3,500.39                                 | \$ -   | \$ -   | \$ 3,500.39                   |                 |
| Reck, Ruth A Revocable Trust                     | 53-08-23-401-063.000-008 | 2360   | 2               | N  | \$ 880,900             | \$ 298,475                           | \$ 582,425        | \$ 1.5437                             | \$ 2.2845                | \$ 8,710.96        | \$ 11,405.51        | \$ 1,222.02  | \$ -   | \$ 1,472.53                             | \$ 2,694.55                                 | \$ -   | \$ -   | \$ 2,694.55                   |                 |
| Haerberle, David C & Beth H                      | 53-08-23-401-022.000-008 | 2360   | 2               | N  | \$ 269,300             | \$ -                                 | \$ 269,300        | \$ 1.5437                             | \$ 2.2845                | \$ 4,157.18        | \$ 6,890.39         | \$ 738.26  | \$ -   | \$ 1,994.95                             | \$ 2,733.21                                 | \$ -   | \$ -   | \$ 2,733.21                   |                 |
| Monson, Bruce N & Patricia A                     | 53-08-23-401-002.000-008 | 2360   | 2               | N  | \$ 816,200             | \$ 279,825                           | \$ 536,375        | \$ 1.5437                             | \$ 2.2845                | \$ 8,025.78        | \$ 10,676.78        | \$ 1,143.94  | \$ -   | \$ 1,507.06                             | \$ 2,651.00                                 | \$ -   | \$ -   | \$ 2,651.00                   |                 |
| Monson, Bruce N & Patricia A                     | 53-08-23-401-044.000-008 | 2360   | 2               | N  | \$ 190,500             | \$ -                                 | \$ 190,500        | \$ 1.5437                             | \$ 2.2845                | \$ 2,940.76        | \$ 4,874.19         | \$ 522.23  | \$ -   | \$ 1,411.19                             | \$ 1,933.43                                 | \$ -   | \$ -   | \$ 1,933.43                   |                 |
| Furr, Lance A & Jamie R                          | 53-08-22-200-024.000-008 | 2209   | 2               | N  | \$ 1,197,500           | \$ 339,625                           | \$ 857,875        | \$ 1.5437                             | \$ 2.2845                | \$ 12,895.50       | \$ 17,271.29        | \$ 1,850.50  | \$ -   | \$ 2,525.30                             | \$ 4,375.79                                 | \$ 69.36   | \$ 22.20   | \$ 4,284.23                   |                 |
| HHI 1418 Rhorer LLC                              | 53-08-21-101-002.000-008 | 2478   | 2               | N  | \$ 825,900             | \$ -                                 | \$ 825,900        | \$ 1.5437                             | \$ 2.2845                | \$ 12,749.42       | \$ 21,131.72        | \$ 2,264.11  | \$ -   | \$ 6,118.18                             | \$ 8,382.30                                 | \$ -   | \$ -   | \$ 8,382.30                   |                 |
| Howard, David                                    | 53-08-21-101-001.000-008 |        | 2               | N  | \$ 472,900             | \$ -                                 | \$ 472,900        | \$ 1.5437                             | \$ 2.2845                | \$ 7,300.16        | \$ 11,209.66        | \$ 1,201.04  | \$ -   | \$ 2,708.47                             | \$ 3,909.50                                 | \$ -   | \$ -   | \$ 3,909.50                   |                 |
| Tibetan Cultural Center, Inc. C/o Thumpton Norbu | 53-08-23-100-010.000-008 |        | 2               | N  | \$ 50,000              | \$ 50,000                            | \$ -              | \$ 1.5437                             | \$ 2.2845                | \$ -               | \$ -                | \$ -   | \$ -   | \$ -                                    | \$ -  | \$ -   | \$ -   | \$ -                          |                 |
| Watkins, Robert B & Ronda J                      | 53-08-21-100-056.000-008 |        | 2               | N  | \$ 156,100             | \$ 86,885                            | \$ 69,215         | \$ 1.5437                             | \$ 2.2845                | \$ 1,030.58        | \$ 1,708.16         | \$ 183.02  | \$ -   | \$ 494.56                               | \$ 677.58                                   | \$ 69.36   | \$ 14.76   | \$ 593.46                     |                 |
| Stidd, Larry T & Rebecca S                       | 53-08-29-100-002.000-008 | 1897   | 2               | N  | \$ 140,500             | \$ 3,000                             | \$ 137,500        | \$ 1.5437                             | \$ 2.2845                | \$ 2,122.60        | \$ 3,323.57         | \$ 356.10  | \$ -   | \$ 844.87                               | \$ 1,200.97                                 | \$ -   | \$ -   | \$ 1,200.97                   |                 |
| Perry, Joseph R & Heather M                      | 53-08-21-200-137.000-008 |        | 2               | N  | \$ 151,300             | \$ 81,705                            | \$ 69,595         | \$ 1.5437                             | \$ 2.2845                | \$ 1,040.08        | \$ 1,723.88         | \$ 184.69  | \$ -   | \$ 499.11                               | \$ 683.80                                   | \$ 69.36   | \$ 22.20   | \$ 592.24                     |                 |
| Stines, Craig L                                  | 53-08-21-100-113.000-008 |        | 2               | N  | \$ 142,300             | \$ 79,055                            | \$ 63,245         | \$ 1.5437                             | \$ 2.2845                | \$ 941.68          | \$ 1,560.81         | \$ 167.22  | \$ -   | \$ 451.91                               | \$ 619.13                                   | \$ 69.36   | \$ 22.20   | \$ 527.57                     |                 |
| SOMO Development Company LLC                     | 53-08-21-200-108.002-008 |        | 2               | N  | \$ 22,800              | \$ -                                 | \$ 22,800         | \$ 1.5437                             | \$ 2.2845                | \$ 351.96          | \$ 583.37           | \$ 62.50   | \$ -   | \$ 168.90                               | \$ 231.41                                   | \$ -   | \$ -   | \$ 231.41                     |                 |
| Southcrest Estates LLC                           | 53-08-20-100-055.000-008 |        | 2               | N  | \$ 1,069,900           | \$ -                                 | \$ 1,069,900      | \$ 1.5437                             | \$ 2.2845                | \$ 16,516.04       | \$ 25,119.71        | \$ 2,691.40  | \$ -   | \$ 5,912.27                             | \$ 8,603.67                                 | \$ -   | \$ -   | \$ 8,603.67                   |                 |
| SOMO Development Company LLC                     | 53-08-20-100-055.002-008 |        | 2               | N  | \$ 133,600             | \$ -                                 | \$ 133,600        | \$ 1.5437                             | \$ 2.2845                | \$ 2,062.38        | \$ 3,418.33         | \$ 366.25  | \$ -   | \$ 989.70                               | \$ 1,355.95                                 | \$ -   | \$ -   | \$ 1,355.95                   |                 |
| Burgess, Robert A & Debbie L                     | 53-08-15-405-003.000-008 |        | 2               | N  | \$ 318,300             | \$ 137,925                           | \$ 180,375        | \$ 1.5437                             | \$ 2.2845                | \$ 2,690.00        | \$ 3,863.31         | \$ 413.93  | \$ -   | \$ 759.38                               | \$ 1,173.31                                 | \$ -   | \$ -   | \$ 1,173.31                   |                 |
| Shackelford, Scott J & Emily M                   | 53-08-15-405-005.000-008 |        | 2               | N  | \$ 424,000             | \$ 173,650                           | \$ 250,350        | \$ 1.5437                             | \$ 2.2845                | \$ 3,736.92        | \$ 5,211.45         | \$ 558.37  | \$ -   | \$ 916.16                               | \$ 1,474.53                                 | \$ -   | \$ -   | \$ 1,474.53                   |                 |
| Stewart, Kenneth                                 | 53-08-15-405-002.000-008 |        | 2               | N  | \$ 345,200             | \$ 150,070                           | \$ 195,130        | \$ 1.5437                             | \$ 2.2845                | \$ 2,905.40        | \$ 4,076.71         | \$ 436.80  | \$ -   | \$ 734.51                               | \$ 1,171.31                                 | \$ -   | \$ -   | \$ 1,171.31                   |                 |
| Eno, Robert J Revocable Trust                    | 53-08-15-405-001.000-008 |        | 2               | N  | \$ 350,100             | \$ 151,750                           | \$ 198,350        | \$ 1.5437                             | \$ 2.2845                | \$ 2,953.40        | \$ 4,136.38         | \$ 443.18  | \$ -   | \$ 739.80                               | \$ 1,182.98                                 | \$ -   | \$ -   | \$ 1,182.98                   |                 |
| Houston, Howard & Laura                          | 53-08-15-405-006.000-008 |        | 2               | N  | \$ 372,200             | \$ 162,520                           | \$ 209,680        | \$ 1.5437                             | \$ 2.2845                | \$ 3,122.06        | \$ 4,394.80         | \$ 470.88  | \$ -   | \$ 801.86                               | \$ 1,272.74                                 | \$ -   | \$ -   | \$ 1,272.74                   |                 |
| Schuster, Stephen R                              | 53-08-15-404-001.000-008 |        | 2               | N  | \$ 272,000             | \$ 107,475                           | \$ 164,525        | \$ 1.5437                             | \$ 2.2845                | \$ 2,476.26        | \$ 3,869.28         | \$ 414.57  | \$ -   | \$ 978.45                               | \$ 1,393.02                                 | \$ -   | \$ -   | \$ 1,393.02                   |                 |
| Innes, Roger W & Karen J Jepsen-Innes            | 53-08-15-404-002.000-008 |        | 2               | N  | \$ 391,000             | \$ 169,100                           | \$ 221,900        | \$ 1.5437                             | \$ 2.2845                | \$ 3,304.00        | \$ 4,618.53         | \$ 494.84  | \$ -   | \$ 819.69                               | \$ 1,314.53                                 | \$ -   | \$ -   | \$ 1,314.53                   |                 |
| Naguib, Tamer & Loreen Hanna                     | 53-08-01-400-135.000-008 | 2076   | 2               | N  | \$ 414,700             | \$ 177,395                           | \$ 237,305        | \$ 1.5437                             | \$ 2.2845                | \$ 3,533.38        | \$ 4,900.60         | \$ 525.07  | \$ -   | \$ 842.14                               | \$ 1,367.22                                 | \$ 69.36   | \$ 22.20   | \$ 1,275.66                   |                 |

# City of Bloomington

## Area #2: South-East Annexation Area - Tax Impacts Analysis



Note (1): This section shows the inc/(dec) in tax bills due to differences between township fire protection rates and the Monroe Fire Protection District fire rate

| Owner Name                                      | Parcel #                 | Waiver | Annexation Area | AG | 2020 Pay 2021 Gross AV | 2020 Pay 2021 Deductions /Exemptions | 2020 Pay 2021 NAV | Pre-Annex 2020 Pay 2021 Prop Tax Rate | Post-Annex Prop Tax Rate | Pre-Annex Tax Bill | Post-Annex Tax Bill | Net Tax Bill Increase Due Solely to AV Growth (12% Aggregate over 4 years) | Net Tax Bill Increase Due to Difference Between Fire Rates (1) | Net Tax Bill Increase Due to Annexation | Total Post-Annexation Net Tax Bill Increase | Benefit 1 Yearly Sewer Bill Savings (@ 4000 Gal/Month) | Benefit 2 Yearly Fire Protection (Water Surcharge) Savings | Post-Annex Tax Bill Inc/(Dec) Net of Benefits |
|---|--------------------------|--------|-----------------|----|------------------------|--------------------------------------|-------------------|---------------------------------------|--------------------------|--------------------|---------------------|--|--|---|---|--|--|---|
| Ramm, Ellen Marie                               | 53-08-01-400-068.000-008 | 2076   | 2               | N  | \$ 314,000             | \$ 142,150                           | \$ 171,850        | \$1.5437                              | \$2.2845                 | \$ 2,558.78        | \$ 3,702.15         | \$ 396.66  | \$ -   | \$ 746.71                               | \$ 1,143.37                                 | \$ 69.36   | \$ 22.20   | \$ 1,051.81                                   |
| Stimson, Justin & Mary Byrde                    | 53-08-01-400-123.000-008 | 2076   | 2               | N  | \$ 351,000             | \$ 155,100                           | \$ 195,900        | \$1.5437                              | \$2.2845                 | \$ 2,916.88        | \$ 4,142.49         | \$ 443.84  | \$ -   | \$ 781.77                               | \$ 1,225.61                                 | \$ 69.36   | \$ 22.20   | \$ 1,134.05                                   |
| Hicks, Jonathan R; Armstrong, Sarah E           | 53-08-01-400-113.000-008 | 2076   | 2               | N  | \$ 422,100             | \$ 179,985                           | \$ 242,115        | \$1.5437                              | \$2.2845                 | \$ 3,605.00        | \$ 4,988.66         | \$ 534.50  | \$ -   | \$ 849.16                               | \$ 1,383.66                                 | \$ 69.36   | \$ 22.20   | \$ 1,292.10                                   |
| Smithville Telephone Co                         | 53-01-42-535-010.000-008 |        | 2               | N  | \$ 15,700              | \$ -                                 | \$ 15,700         | \$1.5437                              | \$2.2845                 | \$ 242.36          | \$ 401.70           | \$ 43.04   | \$ -   | \$ 116.30                               | \$ 159.34                                   | \$ -   | \$ -   | \$ 159.34                                     |
| McDevitt, Daniel M. & Paula M.                  | 53-08-14-100-016.000-008 |        | 2               | N  | \$ 280,200             | \$ 125,920                           | \$ 154,280        | \$1.5437                              | \$2.2845                 | \$ 2,299.36        | \$ 3,357.88         | \$ 359.78  | \$ -   | \$ 698.74                               | \$ 1,058.52                                 | \$ -   | \$ -   | \$ 1,058.52                                   |
| May, Paul B & Teresa R                          | 53-08-14-100-025.000-008 |        | 2               | N  | \$ 8,700               | \$ -                                 | \$ 8,700          | \$1.5437                              | \$2.2845                 | \$ 134.30          | \$ 222.60           | \$ 23.85   | \$ -   | \$ 64.45                                | \$ 88.30                                    | \$ -   | \$ -   | \$ 88.30                                      |
| Crain, Mark M. II & Eileen U.                   | 53-08-14-100-002.000-008 |        | 2               | N  | \$ 8,800               | \$ -                                 | \$ 8,800          | \$1.5437                              | \$2.2845                 | \$ 135.84          | \$ 225.16           | \$ 24.12   | \$ -   | \$ 65.20                                | \$ 89.32                                    | \$ -   | \$ -   | \$ 89.32                                      |
| Niedbalski, Frances A                           | 53-08-29-105-014.000-008 | 1300   | 2               | N  | \$ 128,400             | \$ 3,000                             | \$ 125,400        | \$1.5437                              | \$2.2845                 | \$ 1,935.80        | \$ 3,011.41         | \$ 322.65  | \$ -   | \$ 752.96                               | \$ 1,075.61                                 | \$ 69.36   | \$ 22.20   | \$ 984.05                                     |
| Hyde, Jerry L & Esther J                        | 53-08-29-105-001.000-008 | 1300   | 2               | N  | \$ 128,500             | \$ 3,000                             | \$ 125,500        | \$1.5437                              | \$2.2845                 | \$ 1,937.34        | \$ 3,013.76         | \$ 322.90  | \$ -   | \$ 753.52                               | \$ 1,076.42                                 | \$ 69.36   | \$ 37.08   | \$ 969.98                                     |
| Miller, James A & Julie A                       | 53-08-29-105-004.000-008 | 1300   | 2               | N  | \$ 131,000             | \$ 78,100                            | \$ 52,900         | \$1.5437                              | \$2.2845                 | \$ 787.66          | \$ 1,305.51         | \$ 139.88  | \$ -   | \$ 377.98                               | \$ 517.85                                   | \$ 69.36   | \$ 37.08   | \$ 411.41                                     |
| Stark, Amy M                                    | 53-08-29-105-012.000-008 | 1300   | 2               | N  | \$ 137,900             | \$ 80,515                            | \$ 57,385         | \$1.5437                              | \$2.2845                 | \$ 854.44          | \$ 1,416.20         | \$ 151.73  | \$ -   | \$ 410.03                               | \$ 561.76                                   | \$ 69.36   | \$ 37.08   | \$ 455.32                                     |
| Anderson, Leslie                                | 53-08-29-101-009.000-008 | 1300   | 2               | N  | \$ 127,700             | \$ 76,945                            | \$ 50,755         | \$1.5437                              | \$2.2845                 | \$ 755.72          | \$ 1,252.60         | \$ 134.21  | \$ -   | \$ 362.66                               | \$ 496.88                                   | \$ 69.36   | \$ 37.08   | \$ 390.44                                     |
| Armstrong, Amanda Lee; Jourdan, Matthew Cory    | 53-08-29-101-016.000-008 | 1300   | 2               | N  | \$ 147,100             | \$ 83,735                            | \$ 63,365         | \$1.5437                              | \$2.2845                 | \$ 943.48          | \$ 1,563.80         | \$ 167.55  | \$ -   | \$ 452.76                               | \$ 620.32                                   | \$ 69.36   | \$ 22.20   | \$ 528.76                                     |
| Dabbagh, Leila H Revocable Trust                | 53-08-01-400-172.000-008 | 2076   | 2               | N  | \$ 333,200             | \$ 145,870                           | \$ 187,330        | \$1.5437                              | \$2.2845                 | \$ 2,789.28        | \$ 3,933.89         | \$ 421.50  | \$ -   | \$ 723.12                               | \$ 1,144.61                                 | \$ 69.36   | \$ 22.20   | \$ 1,053.05                                   |
| McDougall, James R Revocable Living Trust       | 53-08-01-400-144.000-008 | 2076   | 2               | N  | \$ 370,200             | \$ 161,820                           | \$ 208,380        | \$1.5437                              | \$2.2845                 | \$ 3,102.70        | \$ 4,371.00         | \$ 468.33  | \$ -   | \$ 799.97                               | \$ 1,268.30                                 | \$ 69.36   | \$ 22.20   | \$ 1,176.74                                   |
| Coyne, Lynn H & Ute M                           | 53-01-42-248-345.000-008 | 2181   | 2               | N  | \$ 361,700             | \$ 155,845                           | \$ 205,855        | \$1.5437                              | \$2.2845                 | \$ 3,065.10        | \$ 4,273.07         | \$ 457.84  | \$ -   | \$ 750.14                               | \$ 1,207.97                                 | \$ 69.36   | \$ 22.20   | \$ 1,116.41                                   |
| Barton, Keith C & Shaunna L Scott               | 53-01-42-248-346.000-008 | 2181   | 2               | N  | \$ 440,700             | \$ 186,495                           | \$ 254,205        | \$1.5437                              | \$2.2845                 | \$ 3,785.00        | \$ 5,210.02         | \$ 538.22  | \$ -   | \$ 866.80                               | \$ 1,425.02                                 | \$ 69.36   | \$ 22.20   | \$ 1,333.46                                   |
| Jackson, Steven Craig                           | 53-01-42-248-347.000-008 | 2181   | 2               | N  | \$ 362,000             | \$ 150,795                           | \$ 211,205        | \$1.5437                              | \$2.2845                 | \$ 3,155.88        | \$ 4,518.75         | \$ 484.16  | \$ -   | \$ 878.71                               | \$ 1,362.87                                 | \$ 69.36   | \$ 22.20   | \$ 1,271.31                                   |
| Tryba, Christopher R & Charmianne D             | 53-01-42-248-348.000-008 | 2186   | 2               | N  | \$ 453,700             | \$ 191,045                           | \$ 262,655        | \$1.5437                              | \$2.2845                 | \$ 3,910.84        | \$ 5,364.74         | \$ 574.80  | \$ -   | \$ 879.10                               | \$ 1,453.90                                 | \$ 69.36   | \$ 22.20   | \$ 1,362.34                                   |
| Farrell, Joseph F & Trisha L                    | 53-01-42-248-349.000-008 | 2186   | 2               | N  | \$ 440,400             | \$ 186,390                           | \$ 254,010        | \$1.5437                              | \$2.2845                 | \$ 3,782.12        | \$ 5,206.44         | \$ 557.83  | \$ -   | \$ 866.49                               | \$ 1,424.32                                 | \$ 69.36   | \$ 22.20   | \$ 1,332.76                                   |
| Hellums, Roger D & Sherri Anne                  | 53-01-42-248-350.000-008 | 2186   | 2               | N  | \$ 348,800             | \$ 154,330                           | \$ 194,470        | \$1.5437                              | \$2.2845                 | \$ 2,895.58        | \$ 4,116.30         | \$ 441.03  | \$ -   | \$ 779.69                               | \$ 1,220.72                                 | \$ 69.36   | \$ 22.20   | \$ 1,129.16                                   |
| Dyer, Mary E Revocable Living Trust             | 53-01-42-248-351.000-008 | 2186   | 2               | N  | \$ 331,100             | \$ 145,135                           | \$ 185,965        | \$1.5437                              | \$2.2845                 | \$ 2,768.96        | \$ 3,908.90         | \$ 418.81  | \$ -   | \$ 721.12                               | \$ 1,139.94                                 | \$ 69.36   | \$ 22.20   | \$ 1,048.38                                   |
| Jackson, S Craig Jr & Meighan H Scott- Jackson  | 53-01-42-248-352.000-008 | 2185   | 2               | N  | \$ 401,300             | \$ 172,705                           | \$ 228,595        | \$1.5437                              | \$2.2845                 | \$ 3,403.68        | \$ 4,741.11         | \$ 507.97  | \$ -   | \$ 829.46                               | \$ 1,337.43                                 | \$ 69.36   | \$ 22.20   | \$ 1,245.87                                   |
| Butcher, Barbara Rogers                         | 53-01-42-248-353.000-008 | 2185   | 2               | N  | \$ 508,000             | \$ 3,000                             | \$ 505,000        | \$1.5437                              | \$2.2845                 | \$ 7,795.68        | \$ 11,871.43        | \$ 1,271.94  | \$ -   | \$ 2,803.81                             | \$ 4,075.75                                 | \$ 69.36   | \$ 22.20   | \$ 3,984.19                                   |
| Gress, William J & Robin Roy                    | 53-01-42-248-354.000-008 | 2185   | 2               | N  | \$ 493,100             | \$ 204,835                           | \$ 288,265        | \$1.5437                              | \$2.2845                 | \$ 4,292.16        | \$ 5,833.63         | \$ 625.04  | \$ -   | \$ 916.44                               | \$ 1,541.47                                 | \$ 69.36   | \$ 22.20   | \$ 1,449.91                                   |
| Wampler, Jon A & Nada Jandrich                  | 53-01-42-248-355.000-008 | 2185   | 2               | N  | \$ 477,700             | \$ 199,445                           | \$ 278,255        | \$1.5437                              | \$2.2845                 | \$ 4,143.12        | \$ 5,650.36         | \$ 605.40  | \$ -   | \$ 901.84                               | \$ 1,507.24                                 | \$ 69.36   | \$ 22.20   | \$ 1,415.68                                   |
| Sullivan, Tanya B                               | 53-01-42-248-356.000-008 | 2184   | 2               | N  | \$ 472,700             | \$ 194,695                           | \$ 278,005        | \$1.5437                              | \$2.2845                 | \$ 4,139.40        | \$ 5,594.09         | \$ 599.37  | \$ -   | \$ 855.32                               | \$ 1,454.69                                 | \$ 69.36   | \$ 22.20   | \$ 1,363.13                                   |
| Whitesel, Ivan Lee & Martha Sue                 | 53-01-42-248-357.000-008 | 2184   | 2               | N  | \$ 421,900             | \$ 179,915                           | \$ 241,985        | \$1.5437                              | \$2.2845                 | \$ 3,603.06        | \$ 4,986.27         | \$ 534.24  | \$ -   | \$ 848.97                               | \$ 1,383.21                                 | \$ 69.36   | \$ 22.20   | \$ 1,291.65                                   |
| Nawab, Shafik & Marzia                          | 53-01-42-248-358.000-008 | 2184   | 2               | N  | \$ 522,100             | \$ 214,985                           | \$ 307,115        | \$1.5437                              | \$2.2845                 | \$ 4,572.82        | \$ 6,178.77         | \$ 662.01  | \$ -   | \$ 943.93                               | \$ 1,605.95                                 | \$ 69.36   | \$ 22.20   | \$ 1,514.39                                   |
| Gutierrez, Alberto D Ramos; Ulloa, Susane Vagas | 53-01-42-248-359.000-008 | 2184   | 2               | N  | \$ 402,700             | \$ 173,195                           | \$ 229,505        | \$1.5437                              | \$2.2845                 | \$ 3,417.24        | \$ 4,757.78         | \$ 509.77  | \$ -   | \$ 830.77                               | \$ 1,340.54                                 | \$ 69.36   | \$ 22.20   | \$ 1,248.98                                   |
| Long, Andrew D & Alanna K                       | 53-08-29-101-006.000-008 | 1300   | 2               | N  | \$ 123,700             | \$ 75,545                            | \$ 48,155         | \$1.5437                              | \$2.2845                 | \$ 717.00          | \$ 1,188.43         | \$ 127.34  | \$ -   | \$ 344.09                               | \$ 471.43                                   | \$ 69.36   | \$ 22.20   | \$ 379.87                                     |
| McGovern, Joshua J. & Sara B.                   | 53-08-29-101-017.000-008 | 1300   | 2               | N  | \$ 119,800             | \$ 74,180                            | \$ 45,620         | \$1.5437                              | \$2.2845                 | \$ 679.28          | \$ 1,125.85         | \$ 120.62  | \$ -   | \$ 325.95                               | \$ 446.57                                   | \$ 69.36   | \$ 37.08   | \$ 340.13                                     |
| Deckard, Ana Maria                              | 53-08-29-101-013.000-008 | 1300   | 2               | N  | \$ 122,300             | \$ 75,055                            | \$ 47,245         | \$1.5437                              | \$2.2845                 | \$ 703.46          | \$ 1,165.95         | \$ 124.92  | \$ -   | \$ 337.58                               | \$ 462.49                                   | \$ 69.36   | \$ 37.08   | \$ 356.05                                     |
| Boyer, William E                                | 53-08-29-101-015.000-008 | 1300   | 2               | N  | \$ 156,800             | \$ 90,440                            | \$ 66,360         | \$1.5437                              | \$2.2845                 | \$ 993.92          | \$ 1,647.41         | \$ 176.50  | \$ -   | \$ 476.99                               | \$ 653.49                                   | \$ 69.36   | \$ 22.20   | \$ 561.93                                     |
| Eads, Brooke A                                  | 53-08-29-101-008.000-008 | 1300   | 2               | N  | \$ 144,300             | \$ 82,755                            | \$ 61,545         | \$1.5437                              | \$2.2845                 | \$ 916.38          | \$ 1,518.86         | \$ 162.73  | \$ -   | \$ 439.75                               | \$ 602.48                                   | \$ 69.36   | \$ 22.20   | \$ 510.92                                     |
| Atkinson, Thomas G                              | 53-08-29-101-001.000-008 | 1300   | 2               | N  | \$ 141,600             | \$ 81,810                            | \$ 59,790         | \$1.5437                              | \$2.2845                 | \$ 890.24          | \$ 1,475.56         | \$ 158.10  | \$ -   | \$ 427.22                               | \$ 585.32                                   | \$ 69.36   | \$ 22.20   | \$ 493.76                                     |
| Lockridge, Terry L                              | 53-08-29-101-002.000-008 | 1300   | 2               | N  | \$ 129,200             | \$ 77,470                            | \$ 51,730         | \$1.5437                              | \$2.2845                 | \$ 770.24          | \$ 1,276.65         | \$ 136.79  | \$ -   | \$ 369.62                               | \$ 506.41                                   | \$ 69.36   | \$ 22.20   | \$ 414.85                                     |
| Woods, Dwayne L & Helen L                       | 53-08-29-101-003.000-008 | 1300   | 2               | N  | \$ 127,700             | \$ 3,000                             | \$ 124,700        | \$1.5437                              | \$2.2845                 | \$ 1,925.00        | \$ 2,994.98         | \$ 320.89  | \$ -   | \$ 749.09                               | \$ 1,069.98                                 | \$ 69.36   | \$ 22.20   | \$ 978.42                                     |
| Denison, Dinah L                                | 53-08-29-101-011.000-008 | 1300   | 2               | N  | \$ 129,800             | \$ 3,000                             | \$ 126,800        | \$1.5437                              | \$2.2845                 | \$ 1,957.40        | \$ 3,010.68         | \$ 322.57  | \$ -   | \$ 730.71                               | \$ 1,053.28                                 | \$ 69.36   | \$ 37.08   | \$ 946.84                                     |
| Sturgeon, Carmen J.                             | 53-08-29-101-004.000-008 | 1300   | 2               | N  | \$ 120,800             | \$ 74,530                            | \$ 46,270         | \$1.5437                              | \$2.2845                 | \$ 688.94          | \$ 1,141.89         | \$ 122.34  | \$ -   | \$ 330.61                               | \$ 452.95                                   | \$ 69.36   | \$ 37.08   | \$ 346.51                                     |
| LaCour, Daniel W; Miller, Melissa M             | 53-08-29-101-012.000-008 | 1300   | 2               | N  | \$ 108,500             | \$ 95,185                            | \$ 13,315         | \$1.5437                              | \$2.2845                 | \$ 198.24          | \$ 328.60           | \$ 35.21   | \$ -   | \$ 95.15                                | \$ 130.36                                   | \$ 69.36   | \$ 37.08   | \$ 23.92                                      |
| Ratliff, Katherine J.                           | 53-08-29-101-005.000-008 | 1300   | 2               | N  | \$ 130,400             | \$ 3,000                             | \$ 127,400        | \$1.5437                              | \$2.2845                 | \$ 1,966.68        | \$ 3,058.37         | \$ 327.68  | \$ -   | \$ 764.01                               | \$ 1,091.69                                 | \$ -   | \$ -   | \$ 1,091.69                                   |
| Shawcroft, Joy M                                | 53-01-42-119-042.000-008 | 1300   | 2               | N  | \$ 159,300             | \$ 88,005                            | \$ 71,295         | \$1.5437                              | \$2.2845                 | \$ 1,061.56        | \$ 1,759.48         | \$ 188.51  | \$ -   | \$ 509.41                               | \$ 697.92                                   | \$ -   | \$ -   | \$ 697.92                                     |
| Brown, Daniel W & Marissa T                     | 53-01-42-119-043.000-008 | 1300   | 2               | N  | \$ 136,800             | \$ 80,130                            | \$ 56,670         | \$1.5437                              | \$2.2845                 | \$ 843.80          | \$ 1,398.55         | \$ 149.84  | \$ -   | \$ 404.92                               | \$ 554.75                                   | \$ -   | \$ -   | \$ 554.75                                     |

# City of Bloomington

## Area #2: South-East Annexation Area - Tax Impacts Analysis

Note (1): This section shows the inc/(dec) in tax bills due to differences between township fire protection rates and the Monroe Fire Protection District fire rate

| Owner Name  | Parcel #                 | Waiver | Annexation Area | AG | 2020 Pay 2021 Gross AV | 2020 Pay 2021 Deductions /Exemptions | 2020 Pay 2021 NAV | Pre-Annex 2020 Pay 2021 Prop Tax Rate | Post-Annex Prop Tax Rate | Pre-Annex Tax Bill | Post-Annex Tax Bill | Net Tax Bill Increase Due Solely to AV Growth (12% Aggregate over 4 years) | Net Tax Bill Increase Due to Difference Between Fire Rates (1) | Net Tax Bill Increase Due to Annexation | Total Post-Annexation Net Tax Bill Increase | Benefit 1 Yearly Sewer Bill Savings (@ 4000 Gal/Month) | Benefit 2 Yearly Fire Protection (Water Surcharge) Savings | Post-Annex Tax Bill Inc/(Dec) Net of Benefits |
|---|--------------------------|--------|-----------------|----|------------------------|--------------------------------------|-------------------|---------------------------------------|--------------------------|--------------------|---------------------|--|--|---|---|--|--|---|
| Rogers, Hailey M  | 53-01-42-119-044.000-008 | 1300   | 2               | N  | \$ 119,900             | \$ 74,215                            | \$ 45,685         | \$1.5437                              | \$2.2845                 | \$ 680.24          | \$ 1,127.45         | \$ 120.79  | \$ -   | \$ 326.42                               | \$ 447.21                                   | \$ -   | \$ -   | \$ 447.21                                     |
| Hampton, Suzanne L  | 53-08-29-101-010.000-008 | 1300   | 2               | N  | \$ 128,900             | \$ 77,365                            | \$ 51,535         | \$1.5437                              | \$2.2845                 | \$ 767.34          | \$ 1,271.83         | \$ 136.26  | \$ -   | \$ 368.22                               | \$ 504.49                                   | \$ -   | \$ -   | \$ 504.49                                     |
| Baker, Dorene   | 53-08-29-101-007.000-008 | 1300   | 2               | N  | \$ 118,200             | \$ 73,445                            | \$ 44,755         | \$1.5437                              | \$2.2845                 | \$ 666.38          | \$ 1,104.52         | \$ 118.35  | \$ -   | \$ 438.14                               | \$ -  | \$ -   | \$ -   | \$ 438.14                                     |
| Oren, Jerad L & Tiffany A                                       | 53-08-21-100-083.000-008 |        | 2               | N  | \$ 127,200             | \$ 73,770                            | \$ 53,430         | \$1.5437                              | \$2.2845                 | \$ 795.56          | \$ 1,318.60         | \$ 141.29  | \$ -   | \$ 381.76                               | \$ 523.04                                   | \$ 69.36   | \$ 14.76   | \$ 438.92                                     |
| Jones, Mikael R & Roberts, Stephanie R                          | 53-08-14-100-003.000-008 |        | 2               | N  | \$ 213,700             | \$ 103,685                           | \$ 110,015        | \$1.5437                              | \$2.2845                 | \$ 1,641.68        | \$ 2,566.33         | \$ 274.97  | \$ -   | \$ 649.69                               | \$ 924.65                                   | \$ -   | \$ -   | \$ 924.65                                     |
| Plew, Theodore S & Lois J                                       | 53-08-20-403-006.000-008 |        | 2               | N  | \$ 12,300              | \$ -                                 | \$ 12,300         | \$1.5437                              | \$2.2845                 | \$ 189.88          | \$ 314.71           | \$ 33.72   | \$ -   | \$ 91.11                                | \$ 124.83                                   | \$ -   | \$ -   | \$ 124.83                                     |
| Plew, Theodore S & Lois J                                       | 53-08-20-400-025.000-008 |        | 2               | N  | \$ 200                 | \$ -                                 | \$ 200            | \$1.5437                              | \$2.2845                 | \$ 3.09            | \$ 5.12             | \$ 0.55  | \$ -   | \$ 1.48                                 | \$ 2.03                                     | \$ -   | \$ -   | \$ 2.03                                       |
| Decker, Tom J & Mary Ann  | 53-08-21-100-086.000-008 |        | 2               | N  | \$ 8,000               | \$ -                                 | \$ 8,000          | \$1.5437                              | \$2.2845                 | \$ 123.50          | \$ 204.69           | \$ 21.93   | \$ -   | \$ 59.26                                | \$ 81.19                                    | \$ 69.36   | \$ 22.20   | \$ (10.37)                                    |
| Decker, Tom J & Mary Ann  | 53-08-21-100-047.000-008 |        | 2               | N  | \$ 300,200             | \$ 103,280                           | \$ 196,920        | \$1.5437                              | \$2.2845                 | \$ 3,006.00        | \$ 4,717.60         | \$ 505.47  | \$ -   | \$ 1,206.13                             | \$ 1,711.60                                 | \$ -   | \$ -   | \$ 1,711.60                                   |
| Decker, Tom J & Mary Ann  | 53-08-21-100-042.000-008 |        | 2               | N  | \$ 39,100              | \$ -                                 | \$ 39,100         | \$1.5437                              | \$2.2845                 | \$ 603.60          | \$ 1,000.42         | \$ 107.19  | \$ -   | \$ 289.64                               | \$ 396.82                                   | \$ -   | \$ -   | \$ 396.82                                     |
| Monroe Co Community School Corp                                 | 53-08-20-400-067.000-008 |        | 2               | N  | \$ -                   | \$ -                                 | \$ -              | \$1.5437                              | \$2.2845                 | \$ -               | \$ -                | \$ -   | \$ -   | \$ -                                    | \$ -  | \$ -   | \$ -   | \$ -  |
| Turner, Scott & Kimberly Joint Revocable Living Trust           | 53-08-23-401-021.000-008 | 2360   | 2               | N  | \$ 187,100             | \$ -                                 | \$ 187,100        | \$1.5437                              | \$2.2845                 | \$ 2,888.26        | \$ 4,787.20         | \$ 512.91  | \$ -   | \$ 1,386.02                             | \$ 1,898.94                                 | \$ -   | \$ -   | \$ 1,898.94                                   |
| Turner, Scott & Kimberly Joint Revocable Living Trust           | 53-08-23-401-020.000-008 | 2360   | 2               | N  | \$ 793,000             | \$ 268,125                           | \$ 524,875        | \$1.5437                              | \$2.2845                 | \$ 7,867.46        | \$ 10,718.60        | \$ 1,148.42  | \$ -   | \$ 1,702.72                             | \$ 2,851.14                                 | \$ -   | \$ -   | \$ 2,851.14                                   |
| Double Oak Properties, LLC                                      | 53-08-16-300-009.000-008 |        | 2               | N  | \$ 246,500             | \$ -                                 | \$ 246,500        | \$1.5437                              | \$2.2845                 | \$ 3,805.22        | \$ 5,787.47         | \$ 620.09  | \$ -   | \$ 1,362.16                             | \$ 1,982.25                                 | \$ -   | \$ -   | \$ 1,982.25                                   |
| Perry, Clear Creek Fire Protection District                     | 53-08-16-300-021.000-008 |        | 2               | N  | \$ -                   | \$ -                                 | \$ -              | \$1.5437                              | \$2.2845                 | \$ -               | \$ -                | \$ -   | \$ -   | \$ -                                    | \$ -  | \$ 69.36   | \$ 118.68  | \$ (188.04)                                   |
| Smiley, Katherine & Clint A Buffington                          | 53-08-01-100-049.000-008 |        | 2               | N  | \$ 2,300               | \$ -                                 | \$ 2,300          | \$1.5437                              | \$2.2845                 | \$ 35.52           | \$ 58.85            | \$ 6.31  | \$ -   | \$ 17.02                                | \$ 23.33                                    | \$ -   | \$ -   | \$ 23.33                                      |
| Board Of Commissioners Monroe County, The                       | 53-08-21-200-069.000-008 |        | 2               | N  | \$ -                   | \$ -                                 | \$ -              | \$1.5437                              | \$2.2845                 | \$ -               | \$ -                | \$ -   | \$ -   | \$ -                                    | \$ -  | \$ -   | \$ -   | \$ -  |
| City Of Bloomington   | 53-08-21-200-001.000-008 |        | 2               | N  | \$ -                   | \$ -                                 | \$ -              | \$1.5437                              | \$2.2845                 | \$ -               | \$ -                | \$ -   | \$ -   | \$ -                                    | \$ -  | \$ -   | \$ -   | \$ -  |
| Underwood, Jason L & April Dawn                                 | 53-08-16-416-011.000-008 |        | 2               | N  | \$ 241,600             | \$ 116,810                           | \$ 124,790        | \$1.5437                              | \$2.2845                 | \$ 1,858.08        | \$ 2,840.52         | \$ 304.34  | \$ -   | \$ 678.09                               | \$ 982.44                                   | \$ -   | \$ -   | \$ 982.44                                     |
| Wolter, Stephen A & Jamieson , Lynn M                           | 53-08-16-416-002.000-008 |        | 2               | N  | \$ 310,600             | \$ 140,960                           | \$ 169,640        | \$1.5437                              | \$2.2845                 | \$ 2,525.88        | \$ 3,661.69         | \$ 392.33  | \$ -   | \$ 743.48                               | \$ 1,135.81                                 | \$ -   | \$ -   | \$ 1,135.81                                   |
| Bowling, Lauralyn   | 53-08-16-416-017.000-008 |        | 2               | N  | \$ 244,400             | \$ 114,790                           | \$ 129,610        | \$1.5437                              | \$2.2845                 | \$ 1,929.84        | \$ 2,877.07         | \$ 308.25  | \$ -   | \$ 638.97                               | \$ 947.23                                   | \$ -   | \$ -   | \$ 947.23                                     |
| Shields, Fred R   | 53-08-16-416-013.000-008 |        | 2               | N  | \$ 238,300             | \$ 115,655                           | \$ 122,645        | \$1.5437                              | \$2.2845                 | \$ 1,826.14        | \$ 2,801.23         | \$ 300.12  | \$ -   | \$ 674.97                               | \$ 975.09                                   | \$ -   | \$ -   | \$ 975.09                                     |
| Luck, Dexter O III & Michelle Lynn Cox Luck                     | 53-08-16-416-003.000-008 |        | 2               | N  | \$ 240,400             | \$ 116,390                           | \$ 124,010        | \$1.5437                              | \$2.2845                 | \$ 1,846.46        | \$ 2,826.23         | \$ 302.81  | \$ -   | \$ 676.96                               | \$ 979.77                                   | \$ -   | \$ -   | \$ 979.77                                     |
| Cieply, Jeffrey J & Susan P                                     | 53-08-16-416-006.000-008 |        | 2               | N  | \$ 265,300             | \$ 121,755                           | \$ 143,545        | \$1.5437                              | \$2.2845                 | \$ 2,137.88        | \$ 3,139.48         | \$ 336.37  | \$ -   | \$ 665.24                               | \$ 1,001.60                                 | \$ -   | \$ -   | \$ 1,001.60                                   |
| Heslin, Carole  | 53-08-16-416-020.000-008 |        | 2               | N  | \$ 282,400             | \$ -                                 | \$ 282,400        | \$1.5437                              | \$2.2845                 | \$ 4,359.40        | \$ 6,633.72         | \$ 710.76  | \$ -   | \$ 1,563.56                             | \$ 2,274.32                                 | \$ -   | \$ -   | \$ 2,274.32                                   |
| Aders, Andrew W & Juliet J                                      | 53-08-16-416-005.000-008 |        | 2               | N  | \$ 251,600             | \$ 120,310                           | \$ 131,290        | \$1.5437                              | \$2.2845                 | \$ 1,954.84        | \$ 2,959.53         | \$ 317.10  | \$ -   | \$ 687.59                               | \$ 1,004.69                                 | \$ -   | \$ -   | \$ 1,004.69                                   |
| Gillette, Frank M   | 53-08-16-416-019.000-008 |        | 2               | N  | \$ 219,900             | \$ 105,515                           | \$ 114,385        | \$1.5437                              | \$2.2845                 | \$ 1,704.24        | \$ 2,612.86         | \$ 279.95  | \$ -   | \$ 628.68                               | \$ 908.62                                   | \$ -   | \$ -   | \$ 908.62                                     |
| Lucas, Matthew A & Jennifer                                     | 53-08-16-416-014.000-008 |        | 2               | N  | \$ 232,700             | \$ 113,695                           | \$ 119,005        | \$1.5437                              | \$2.2845                 | \$ 1,771.94        | \$ 2,734.60         | \$ 293.00  | \$ -   | \$ 669.66                               | \$ 962.66                                   | \$ -   | \$ -   | \$ 962.66                                     |
| Edwards, Mary J   | 53-08-14-100-004.000-008 |        | 2               | N  | \$ 164,500             | \$ -                                 | \$ 164,500        | \$1.5437                              | \$2.2845                 | \$ 2,539.38        | \$ 3,884.14         | \$ 416.16  | \$ -   | \$ 928.61                               | \$ 1,344.76                                 | \$ -   | \$ -   | \$ 1,344.76                                   |
| Edwards, Mary J   | 53-08-14-100-034.000-008 |        | 2               | N  | \$ 220,500             | \$ 109,425                           | \$ 111,075        | \$1.5437                              | \$2.2845                 | \$ 1,653.86        | \$ 2,589.40         | \$ 277.44  | \$ -   | \$ 658.11                               | \$ 935.54                                   | \$ -   | \$ -   | \$ 935.54                                     |
| Craft, Frances  | 53-08-21-200-026.000-008 |        | 2               | N  | \$ 3,200               | \$ -                                 | \$ 3,200          | \$1.5437                              | \$2.2845                 | \$ 49.40           | \$ 81.88            | \$ 8.77  | \$ -   | \$ 23.70                                | \$ 32.48                                    | \$ -   | \$ -   | \$ 32.48                                      |
| Lamb, Dwight E Jr & Otten, Nancy                                | 53-08-21-200-030.000-008 |        | 2               | N  | \$ 218,900             | \$ -                                 | \$ 218,900        | \$1.5437                              | \$2.2845                 | \$ 3,379.16        | \$ 5,142.20         | \$ 550.95  | \$ -   | \$ 1,212.09                             | \$ 1,763.04                                 | \$ -   | \$ -   | \$ 1,763.04                                   |
| Sciscoe, Mary M & Sciscoe , Jonathon Lee                        | 53-08-20-400-059.000-008 |        | 2               | N  | \$ 138,700             | \$ 115,565                           | \$ 23,135         | \$1.5437                              | \$2.2845                 | \$ 344.48          | \$ 570.95           | \$ 61.17   | \$ -   | \$ 165.30                               | \$ 226.47                                   | \$ 69.36   | \$ 14.76   | \$ 142.35                                     |
| Sciscoe, Mary M. & Sciscoe , Jonathon Lee                       | 53-08-20-400-058.000-008 |        | 2               | N  | \$ 23,400              | \$ -                                 | \$ 23,400         | \$1.5437                              | \$2.2845                 | \$ 361.24          | \$ 598.72           | \$ 64.15   | \$ -   | \$ 173.33                               | \$ 237.48                                   | \$ -   | \$ -   | \$ 237.48                                     |
| Sciscoe, Kelly Diane & Jonathan Lee                             | 53-08-20-400-071.000-008 |        | 2               | N  | \$ 146,000             | \$ 83,070                            | \$ 62,930         | \$1.5437                              | \$2.2845                 | \$ 937.00          | \$ 1,553.05         | \$ 166.41  | \$ 287.31  | \$ 449.65                               | \$ 616.05                                   | \$ 69.36   | \$ 22.20   | \$ 524.49                                     |
| Sciscoe, Kelly Diane & Jonathan Lee                             | 53-08-20-400-061.000-008 |        | 2               | N  | \$ 1,900               | \$ -                                 | \$ 1,900          | \$1.5437                              | \$2.2845                 | \$ 29.32           | \$ 48.61            | \$ 5.21  | \$ -   | \$ 14.09                                | \$ 19.29                                    | \$ -   | \$ -   | \$ 19.29                                      |
| Scrogam, Gleeda I   | 53-08-21-100-049.000-008 |        | 2               | N  | \$ 153,600             | \$ 3,000                             | \$ 150,600        | \$1.5437                              | \$2.2845                 | \$ 2,324.80        | \$ 3,537.56         | \$ 379.02  | \$ -   | \$ 833.73                               | \$ 1,212.76                                 | \$ -   | \$ -   | \$ 1,212.76                                   |
| Bloomington Monthly Meeting Of The Religious Society Of Friends | 53-08-11-101-062.000-008 |        | 2               | N  | \$ 27,100              | \$ 27,100                            | \$ -              | \$1.5437                              | \$2.2845                 | \$ -               | \$ -                | \$ -   | \$ -   | \$ -                                    | \$ -  | \$ -   | \$ -   | \$ -  |

# City of Bloomington

## Area #2: South-East Annexation Area - Tax Impacts Analysis



Note (1): This section shows the inc/(dec) in tax bills due to differences between township fire protection rates and the Monroe Fire Protection District fire rate

| Owner Name  | Parcel #                 | Waiver | Annexation Area | AG | 2020 Pay 2021 Gross AV | 2020 Pay 2021 Deductions /Exemptions | 2020 Pay 2021 NAV | Pre-Annex 2020 Pay 2021 Prop Tax Rate | Post-Annex Prop Tax Rate | Pre-Annex Tax Bill | Post-Annex Tax Bill | Net Tax Bill Increase Due Solely to AV Growth (12% Aggregate over 4 years) | Net Tax Bill Increase Due to Difference Between Fire Rates (1) | Net Tax Bill Increase Due to Annexation | Total Post-Annexation Net Tax Bill Increase | Benefit 1 Yearly Sewer Bill Savings (@ 4000 Gal/Month) | Benefit 2 Yearly Fire Protection (Water Surcharge) Savings | Post-Annex Tax Bill Inc/(Dec) Net of Benefits |
|---|--------------------------|--------|-----------------|----|------------------------|--------------------------------------|-------------------|---------------------------------------|--------------------------|--------------------|---------------------|--|--|---|---|--|--|---|
| Wood, Robert D & Alisa M  | 53-01-42-248-360.000-008 | 2183   | 2               | N  | \$ 386,700             | \$ 164,595                           | \$ 222,105        | \$1.5437                              | \$2.2845                 | \$ 3,307.04        | \$ 4,570.60         | \$ 489.71  | \$ -   | \$ 773.85                               | \$ 1,263.56                                 | \$ 69.36   | \$ 22.20   | \$ 1,172.00                                   |
| Swanson, Diana C  | 53-01-42-248-361.000-008 | 2183   | 2               | N  | \$ 400,400             | \$ 172,390                           | \$ 228,010        | \$1.5437                              | \$2.2845                 | \$ 3,394.98        | \$ 4,730.40         | \$ 506.83  | \$ -   | \$ 828.59                               | \$ 1,335.42                                 | \$ 69.36   | \$ 22.20   | \$ 1,243.86                                   |
| VanNess, Anthony D & Heather N                                    | 53-01-42-248-362.000-008 | 2183   | 2               | N  | \$ 463,200             | \$ 194,370                           | \$ 268,830        | \$1.5437                              | \$2.2845                 | \$ 4,002.78        | \$ 5,477.80         | \$ 586.91  | \$ -   | \$ 888.10                               | \$ 1,475.02                                 | \$ 69.36   | \$ 22.20   | \$ 1,383.46                                   |
| Lin, Chien-Jer Charles & Tai, Fan-Fen Kelly Family Trust          | 53-01-42-248-363.000-008 | 2183   | 2               | N  | \$ 398,600             | \$ 171,760                           | \$ 226,840        | \$1.5437                              | \$2.2845                 | \$ 3,377.56        | \$ 4,708.98         | \$ 504.54  | \$ -   | \$ 826.89                               | \$ 1,331.42                                 | \$ 69.36   | \$ 22.20   | \$ 1,239.86                                   |
|   | 53-01-42-248-364.000-008 | 2182   | 2               | N  | \$ 500,900             | \$ 204,565                           | \$ 296,335        | \$1.5437                              | \$2.2845                 | \$ 4,412.32        | \$ 5,929.69         | \$ 635.32  | \$ -   | \$ 882.05                               | \$ 1,517.37                                 | \$ 69.36   | \$ 22.20   | \$ 1,425.81                                   |
| Thompson, Brian L; Smith, Steven M                                | 53-01-42-248-365.000-008 | 2182   | 2               | N  | \$ 90,000              | \$ -                                 | \$ 90,000         | \$1.5437                              | \$2.2845                 | \$ 1,389.32        | \$ 2,302.77         | \$ 246.72  | \$ -   | \$ 666.72                               | \$ 913.45                                   | \$ -   | \$ -   | \$ 913.45                                     |
| Klosinski, Bradley Paul & Kathy Haynes                            | 53-01-42-248-366.000-008 | 2182   | 2               | N  | \$ 450,900             | \$ 190,065                           | \$ 260,835        | \$1.5437                              | \$2.2845                 | \$ 3,883.72        | \$ 5,331.40         | \$ 571.22  | \$ -   | \$ 876.46                               | \$ 1,447.68                                 | \$ 69.36   | \$ 22.20   | \$ 1,356.12                                   |
| Pool, Kelly Elaine  | 53-08-14-100-036.000-008 |        | 2               | N  | \$ 320,900             | \$ 134,635                           | \$ 186,265        | \$1.5437                              | \$2.2845                 | \$ 2,784.24        | \$ 4,058.47         | \$ 434.84  | \$ -   | \$ 839.39                               | \$ 1,274.23                                 | \$ -   | \$ -   | \$ 1,274.23                                   |
| Taylor, Mark S & Sherry L   | 53-08-01-100-025.000-008 |        | 2               | N  | \$ 219,900             | \$ 109,215                           | \$ 110,685        | \$1.5437                              | \$2.2845                 | \$ 1,648.04        | \$ 2,582.26         | \$ 276.67  | \$ -   | \$ 657.55                               | \$ 934.22                                   | \$ 69.36   | \$ 14.76   | \$ 850.10                                     |
| Barger, Christina M   | 53-08-29-101-014.000-008 | 1300   | 2               | N  | \$ 127,300             | \$ 76,805                            | \$ 50,495         | \$1.5437                              | \$2.2845                 | \$ 751.84          | \$ 1,246.16         | \$ 133.51  | \$ -   | \$ 360.81                               | \$ 494.32                                   | \$ 69.36   | \$ 37.08   | \$ 387.88                                     |
| Ames, Ann E & Messier, Mark D                                     | 53-08-29-103-004.000-008 | 1300   | 2               | N  | \$ 135,600             | \$ 79,710                            | \$ 55,890         | \$1.5437                              | \$2.2845                 | \$ 832.18          | \$ 1,379.32         | \$ 147.79  | \$ -   | \$ 399.35                               | \$ 547.14                                   | \$ 69.36   | \$ 22.20   | \$ 455.58                                     |
| Edwards, Misty D  | 53-01-42-119-049.000-008 | 1300   | 2               | N  | \$ 118,200             | \$ 73,620                            | \$ 44,580         | \$1.5437                              | \$2.2845                 | \$ 663.78          | \$ 1,100.20         | \$ 117.89  | \$ -   | \$ 318.54                               | \$ 436.42                                   | \$ 69.36   | \$ 22.20   | \$ 344.86                                     |
| Williamson, Cathy L   | 53-08-29-103-001.000-008 | 1300   | 2               | N  | \$ 124,000             | \$ 75,650                            | \$ 48,350         | \$1.5437                              | \$2.2845                 | \$ 719.92          | \$ 1,193.22         | \$ 127.85  | \$ -   | \$ 345.46                               | \$ 473.30                                   | \$ 69.36   | \$ 22.20   | \$ 381.74                                     |
| Helms, James W II   | 53-08-29-103-006.000-008 | 1300   | 2               | N  | \$ 125,400             | \$ 76,140                            | \$ 49,260         | \$1.5437                              | \$2.2845                 | \$ 733.48          | \$ 1,215.69         | \$ 130.25  | \$ -   | \$ 351.96                               | \$ 482.21                                   | \$ 69.36   | \$ 37.08   | \$ 375.77                                     |
| 5919CatherineBL, LLC  | 53-08-29-103-014.000-008 | 1300   | 2               | N  | \$ 118,900             | \$ -                                 | \$ 118,900        | \$1.5437                              | \$2.2845                 | \$ 1,835.46        | \$ 2,791.60         | \$ 299.10  | \$ -   | \$ 657.04                               | \$ 956.14                                   | \$ 69.36   | \$ 37.08   | \$ 849.70                                     |
| Sides, Susan K  | 53-08-29-103-010.000-008 | 1300   | 2               | N  | \$ 121,600             | \$ 74,810                            | \$ 46,790         | \$1.5437                              | \$2.2845                 | \$ 696.68          | \$ 1,154.74         | \$ 123.73  | \$ -   | \$ 334.33                               | \$ 458.06                                   | \$ 69.36   | \$ 37.08   | \$ 351.62                                     |
| Wood, Walter A III & Krieg, Susan G                               | 53-08-29-103-008.000-008 | 1300   | 2               | N  | \$ 148,000             | \$ 83,315                            | \$ 64,685         | \$1.5437                              | \$2.2845                 | \$ 963.12          | \$ 1,596.35         | \$ 171.03  | \$ -   | \$ 462.20                               | \$ 633.23                                   | \$ 69.36   | \$ 37.08   | \$ 526.79                                     |
| Gupta, Srikant  | 53-01-42-248-367.000-008 | 2182   | 2               | N  | \$ 459,200             | \$ 192,970                           | \$ 266,230        | \$1.5437                              | \$2.2845                 | \$ 3,964.06        | \$ 5,430.19         | \$ 581.81  | \$ -   | \$ 884.32                               | \$ 1,466.13                                 | \$ 69.36   | \$ 22.20   | \$ 1,374.57                                   |
| Beer, Randall D & Sherry L  | 53-01-42-248-368.000-008 | 2187   | 2               | N  | \$ 372,000             | \$ 159,450                           | \$ 212,550        | \$1.5437                              | \$2.2845                 | \$ 3,164.80        | \$ 4,395.65         | \$ 470.96  | \$ -   | \$ 759.89                               | \$ 1,230.85                                 | \$ 69.36   | \$ 22.20   | \$ 1,139.29                                   |
| Mauro, Harold A Jr  | 53-01-42-248-369.000-008 | 2187   | 2               | N  | \$ 340,400             | \$ 151,390                           | \$ 189,010        | \$1.5437                              | \$2.2845                 | \$ 2,814.28        | \$ 4,016.33         | \$ 430.32  | \$ -   | \$ 771.74                               | \$ 1,202.05                                 | \$ 69.36   | \$ 22.20   | \$ 1,110.49                                   |
| Lee, Thomas H & Susan K   | 53-01-42-248-370.000-008 | 2187   | 2               | N  | \$ 408,100             | \$ 200,045                           | \$ 208,055        | \$1.5437                              | \$2.2845                 | \$ 3,097.86        | \$ 4,795.13         | \$ 513.77  | \$ -   | \$ 1,183.50                             | \$ 1,697.27                                 | \$ 69.36   | \$ 22.20   | \$ 1,605.71                                   |
| Dirks, Bram & Son In Shirley Go                                   | 53-01-42-248-371.000-008 | 2187   | 2               | N  | \$ 62,500              | \$ -                                 | \$ 62,500         | \$1.5437                              | \$2.2845                 | \$ 964.80          | \$ 1,599.14         | \$ 171.34  | \$ -   | \$ 463.01                               | \$ 634.34                                   | \$ -   | \$ -   | \$ 634.34                                     |
| Empson, Lisa M & Empson, Andrew S                                 | 53-08-21-300-041.000-008 |        | 2               | N  | \$ 124,700             | \$ 71,485                            | \$ 53,215         | \$1.5437                              | \$2.2845                 | \$ 797.60          | \$ 1,322.01         | \$ 141.65  | \$ -   | \$ 382.77                               | \$ 524.41                                   | \$ -   | \$ -   | \$ 524.41                                     |
| Acton, Christopher P & Rebecca J & Brinegar, Richard T & Brenda J | 53-08-21-300-041.001-008 |        | 2               | N  | \$ 119,500             | \$ 72,885                            | \$ 46,615         | \$1.5437                              | \$2.2845                 | \$ 694.28          | \$ 1,150.77         | \$ 123.30  | \$ -   | \$ 333.19                               | \$ 456.49                                   | \$ 69.36   | \$ 22.20   | \$ 364.93                                     |
| Brinegar, Richard T. & Brenda J.                                  | 53-08-21-300-055.000-008 |        | 2               | N  | \$ 135,400             | \$ 102,965                           | \$ 32,435         | \$1.5437                              | \$2.2845                 | \$ -               | \$ 800.47           | \$ 85.76   | \$ -   | \$ 714.71                               | \$ 800.47                                   | \$ 69.36   | \$ 22.20   | \$ 708.91                                     |
| Johnson, Darla J & Johnson, Nyle W                                | 53-08-21-200-044.000-008 |        | 2               | N  | \$ 148,800             | \$ 81,260                            | \$ 67,540         | \$1.5437                              | \$2.2845                 | \$ 1,005.76        | \$ 1,667.01         | \$ 178.61  | \$ -   | \$ 482.64                               | \$ 661.25                                   | \$ 69.36   | \$ 14.76   | \$ 577.13                                     |
| Johnson, Darla & Myle W   | 53-08-21-200-059.000-008 |        | 2               | N  | \$ 5,000               | \$ -                                 | \$ 5,000          | \$1.5437                              | \$2.2845                 | \$ 77.18           | \$ 127.93           | \$ 13.71   | \$ -   | \$ 37.04                                | \$ 50.75                                    | \$ -   | \$ -   | \$ 50.75                                      |
| Knight, Allison N   | 53-08-29-103-012.000-008 | 1300   | 2               | N  | \$ 140,200             | \$ 81,320                            | \$ 58,880         | \$1.5437                              | \$2.2845                 | \$ 876.70          | \$ 1,453.11         | \$ 155.70  | \$ -   | \$ 420.71                               | \$ 576.41                                   | \$ 69.36   | \$ 37.08   | \$ 469.97                                     |
| Carter, Sabrina L   | 53-08-29-103-011.000-008 | 1300   | 2               | N  | \$ 125,300             | \$ 73,105                            | \$ 52,195         | \$1.5437                              | \$2.2845                 | \$ 777.16          | \$ 1,288.11         | \$ 138.00  | \$ -   | \$ 372.95                               | \$ 510.95                                   | \$ 69.36   | \$ 37.08   | \$ 404.51                                     |
| Roberts, Tina Marie   | 53-08-29-103-003.000-008 | 1300   | 2               | N  | \$ 118,800             | \$ 73,830                            | \$ 44,970         | \$1.5437                              | \$2.2845                 | \$ 669.58          | \$ 1,109.80         | \$ 118.90  | \$ -   | \$ 321.32                               | \$ 440.22                                   | \$ 69.36   | \$ 37.08   | \$ 333.78                                     |
| White, Justin K & Melissa R                                       | 53-08-29-103-005.000-008 | 1300   | 2               | N  | \$ 117,100             | \$ 73,235                            | \$ 43,865         | \$1.5437                              | \$2.2845                 | \$ 653.12          | \$ 1,082.55         | \$ 115.99  | \$ -   | \$ 313.44                               | \$ 429.43                                   | \$ 69.36   | \$ 37.08   | \$ 322.99                                     |
| Sanders, Marty S. & Sarah J.                                      | 53-08-29-103-002.000-008 | 1300   | 2               | N  | \$ 130,700             | \$ 77,995                            | \$ 52,705         | \$1.5437                              | \$2.2845                 | \$ 784.76          | \$ 1,300.72         | \$ 139.37  | \$ -   | \$ 376.59                               | \$ 515.96                                   | \$ 69.36   | \$ 37.08   | \$ 409.52                                     |
| Glass, Donald D II  | 53-08-29-103-013.000-008 | 1300   | 2               | N  | \$ 120,100             | \$ 74,285                            | \$ 45,815         | \$1.5437                              | \$2.2845                 | \$ 682.16          | \$ 1,130.67         | \$ 121.15  | \$ -   | \$ 327.36                               | \$ 448.51                                   | \$ 69.36   | \$ 37.08   | \$ 342.07                                     |
| Nicholson, Judy A.  | 53-08-29-103-009.000-008 | 1300   | 2               | N  | \$ 128,600             | \$ 3,000                             | \$ 125,600        | \$1.5437                              | \$2.2845                 | \$ 1,938.88        | \$ 2,973.55         | \$ 318.59  | \$ -   | \$ 716.07                               | \$ 1,034.67                                 | \$ 69.36   | \$ 37.08   | \$ 928.23                                     |
| Kercheval, Christine A  | 53-08-29-102-009.000-008 | 1300   | 2               | N  | \$ 126,500             | \$ 76,525                            | \$ 49,975         | \$1.5437                              | \$2.2845                 | \$ 744.12          | \$ 1,233.34         | \$ 132.14  | \$ -   | \$ 357.08                               | \$ 489.22                                   | \$ 69.36   | \$ 37.08   | \$ 382.78                                     |
| Hayes, H Frank & Joan   | 53-08-29-102-008.000-008 | 1300   | 2               | N  | \$ 122,600             | \$ 114,120                           | \$ 8,480          | \$1.5437                              | \$2.2845                 | \$ 126.28          | \$ 209.29           | \$ 22.43   | \$ -   | \$ 60.58                                | \$ 83.01                                    | \$ 69.36   | \$ 37.08   | \$ (23.43)                                    |
| Winders, Brittani   | 53-08-29-102-010.000-008 | 1300   | 2               | N  | \$ 122,200             | \$ 75,020                            | \$ 47,180         | \$1.5437                              | \$2.2845                 | \$ 702.48          | \$ 1,164.36         | \$ 124.76  | \$ -   | \$ 337.12                               | \$ 461.88                                   | \$ 69.36   | \$ 37.08   | \$ 355.44                                     |
| McCammon, Robin A   | 53-08-29-102-006.000-008 | 1300   | 2               | N  | \$ 118,400             | \$ 73,690                            | \$ 44,710         | \$1.5437                              | \$2.2845                 | \$ 665.72          | \$ 1,103.40         | \$ 118.22  | \$ -   | \$ 319.46                               | \$ 437.68                                   | \$ 69.36   | \$ 37.08   | \$ 331.24                                     |
| Hankins, Bradley E & Beverly A                                    | 53-08-29-102-005.000-008 | 1300   | 2               | N  | \$ 119,800             | \$ 71,180                            | \$ 48,620         | \$1.5437                              | \$2.2845                 | \$ 723.94          | \$ 1,199.89         | \$ 128.55  | \$ -   | \$ 347.40                               | \$ 475.95                                   | \$ -   | \$ -   | \$ 475.95                                     |
| Von Heimbürg, Ana   | 53-08-16-300-024.000-008 |        | 2               | N  | \$ 133,800             | \$ 79,080                            | \$ 54,720         | \$1.5437                              | \$2.2845                 | \$ 814.76          | \$ 1,350.43         | \$ 144.68  | \$ -   | \$ 390.99                               | \$ 535.67                                   | \$ 69.36   | \$ 14.76   | \$ 451.55                                     |
| Voelker, Victoria S   | 53-08-14-102-011.000-008 |        | 2               | N  | \$ 155,100             | \$ 97,535                            | \$ 57,565         | \$1.5437                              | \$2.2845                 | \$ 688.92          | \$ 702.70           | \$ -   | \$ -   | \$ 13.78                                | \$ 13.78                                    | \$ -   | \$ -   | \$ 13.78                                      |
| Gleyze, Jacques & Lydia Belle                                     | 53-08-21-300-021.000-008 |        | 2               | N  | \$ 127,100             | \$ 67,330                            | \$ 59,770         | \$1.5437                              | \$2.2845                 | \$ 899.96          | \$ 1,491.66         | \$ 159.81  | \$ -   | \$ 431.89                               | \$ 591.70                                   | \$ 69.36   | \$ 22.20   | \$ 500.14                                     |
| Gleyze, Jacques & Lydia Belle                                     | 53-08-21-300-019.000-008 |        | 2               | N  | \$ 900                 | \$ -                                 | \$ 900            | \$1.5437                              | \$2.2845                 | \$ 13.89           | \$ 23.03            | \$ 2.47  | \$ -   | \$ 6.67                                 | \$ 9.14                                     | \$ -   | \$ -   | \$ 9.14                                       |
| Tresslar, Tim & Young Ae  | 53-08-11-101-058.000-008 |        | 2               | N  | \$ 26,800              | \$ -                                 | \$ 26,800         | \$1.5437                              | \$2.2845                 | \$ 413.72          | \$ 685.71           | \$ 73.47   | \$ -   | \$ 198.52                               | \$ 271.99                                   | \$ -   | \$ -   | \$ 271.99                                     |
| Tresslar, Tim & Young Ae  | 53-08-11-101-002.000-008 | 2095   | 2               | N  | \$ 497,600             | \$ 202,675                           | \$ 294,925        | \$1.5437                              | \$2.2845                 | \$ 4,392.48        | \$ 5,919.16         | \$ 634.20  | \$ -   | \$ 892.48                               | \$ 1,526.68                                 | \$ 69.36   | \$ 22.20   | \$ 1,435.12                                   |



# City of Bloomington



## Area #2: South-East Annexation Area - Tax Impacts Analysis

Note (1): This section shows the inc/(dec) in tax bills due to differences between township fire protection rates and the Monroe Fire Protection District fire rate

| Owner Name                                | Parcel #                 | Waiver | Annexation Area | AG | 2020 Pay 2021 Gross AV | 2020 Pay 2021 Deductions /Exemptions | 2020 Pay 2021 NAV | Pre-Annex 2020 Pay 2021 Prop Tax Rate | Post-Annex Prop Tax Rate | Pre-Annex Tax Bill | Post-Annex Tax Bill | Net Tax Bill Increase Due Solely to AV Growth (12% Aggregate over 4 years) | Net Tax Bill to Difference Between Fire Rates (1) | Net Tax Bill Increase Due to Annexation | Total Post-Annexation Net Tax Bill Increase | Benefit 1 Yearly Sewer Bill Savings (@ 4000 Gal/Month) | Benefit 2 Yearly Fire Protection (Water Surcharge) Savings | Post-Annex Tax Bill Inc/(Dec) Net of Benefits |
|---|--------------------------|--------|-----------------|----|------------------------|--------------------------------------|-------------------|---------------------------------------|--------------------------|--------------------|---------------------|--|---|---|---|--|--|---|
| Walnut Street Courtyard LLC               | 53-08-21-200-040.000-008 |        | 2               | N  | \$ -                   | \$ -                                 | \$ -              | \$1.5437                              | \$2.2845                 | \$ -               | \$ -                | \$ -   | \$ -  | \$ -                                    | \$ -  | \$ 69.36   | \$ 14.76   | \$ (84.12)                                    |
| Walnut Street Courtyard LLC               | 53-08-21-200-134.000-008 |        | 2               | N  | \$ 250,700             | \$ -                                 | \$ 250,700        | \$1.5437                              | \$2.2845                 | \$ 3,870.06        | \$ 5,886.07         | \$ 630.65  | \$ -  | \$ 1,385.36                             | \$ 2,016.01                                 | \$ 69.36   | \$ 22.20   | \$ 1,924.45                                   |
| Goodman, Thomas D                         | 53-08-21-200-152.000-008 |        | 2               | N  | \$ 175,200             | \$ 81,960                            | \$ 93,240         | \$1.5437                              | \$2.2845                 | \$ 1,401.78        | \$ 2,323.40         | \$ 248.94  | \$ -  | \$ 672.68                               | \$ 921.62                                   | \$ 69.36   | \$ 14.76   | \$ 837.50                                     |
| Goodman, Thomas D                         | 53-08-21-200-153.000-008 |        | 2               | N  | \$ 190,700             | \$ -                                 | \$ 190,700        | \$1.5437                              | \$2.2845                 | \$ 2,943.84        | \$ 4,495.91         | \$ 481.70  | \$ -  | \$ 1,070.36                             | \$ 1,552.07                                 | \$ 69.36   | \$ 37.08   | \$ 1,445.63                                   |
| Quillen, John David & Terri Eileen        | 53-08-21-300-077.000-008 |        | 2               | N  | \$ 135,300             | \$ 79,500                            | \$ 55,800         | \$1.5437                              | \$2.2845                 | \$ 830.84          | \$ 1,377.10         | \$ 147.55  | \$ -  | \$ 398.71                               | \$ 546.26                                   | \$ 69.36   | \$ 22.20   | \$ 454.70                                     |
| Orrego, Juan Miguel                       | 53-08-11-101-033.000-008 |        | 2               | N  | \$ 26,800              | \$ -                                 | \$ 26,800         | \$1.5437                              | \$2.2845                 | \$ 413.72          | \$ 685.71           | \$ 73.47   | \$ -  | \$ 198.52                               | \$ 271.99                                   | \$ -   | \$ -   | \$ 271.99                                     |
| Orrego, Juan Miguel                       | 53-08-11-101-036.000-008 |        | 2               | N  | \$ 67,000              | \$ 24,960                            | \$ 42,040         | \$1.5437                              | \$2.2845                 | \$ 648.96          | \$ 1,075.65         | \$ 115.25  | \$ -  | \$ 311.44                               | \$ 426.69                                   | \$ -   | \$ -   | \$ 426.69                                     |
| Sutkowski, Ed & Amy                       | 53-08-16-416-009.000-008 | 1403   | 2               | N  | \$ 434,400             | \$ 166,660                           | \$ 267,740        | \$1.5437                              | \$2.2845                 | \$ 4,009.44        | \$ 5,710.32         | \$ 611.82  | \$ -  | \$ 1,089.06                             | \$ 1,700.88                                 | \$ -   | \$ -   | \$ 1,700.88                                   |
| Kennedy, Daniel E; Weiss-Kennedy, Carol A | 53-08-16-416-015.000-008 | 1398   | 2               | N  | \$ 360,500             | \$ 150,760                           | \$ 209,740        | \$1.5437                              | \$2.2845                 | \$ 3,133.30        | \$ 4,481.74         | \$ 480.19  | \$ -  | \$ 868.25                               | \$ 1,348.44                                 | \$ -   | \$ -   | \$ 1,348.44                                   |
| State Of Indiana                          | 53-08-01-400-011.000-008 |        | 2               | N  | \$ -                   | \$ -                                 | \$ -              | \$1.5437                              | \$2.2845                 | \$ -               | \$ -                | \$ -   | \$ -  | \$ -                                    | \$ -  | \$ -   | \$ -   | \$ -  |
| State Of Indiana                          | 53-08-12-200-005.000-008 |        | 2               | N  | \$ -                   | \$ -                                 | \$ -              | \$1.5437                              | \$2.2845                 | \$ -               | \$ -                | \$ -   | \$ -  | \$ -                                    | \$ -  | \$ -   | \$ -   | \$ -  |
| Galinsky, Raymond F & Susan J             | 53-08-16-416-001.000-008 |        | 2               | N  | \$ 440,700             | \$ 186,145                           | \$ 254,555        | \$1.5437                              | \$2.2845                 | \$ 3,790.24        | \$ 5,199.20         | \$ 557.06  | \$ -  | \$ 851.90                               | \$ 1,408.96                                 | \$ -   | \$ -   | \$ 1,408.96                                   |
| McIntyre, Bobbie J                        | 53-08-16-416-018.000-008 |        | 2               | N  | \$ 285,700             | \$ 131,895                           | \$ 153,805        | \$1.5437                              | \$2.2845                 | \$ 2,290.10        | \$ 3,354.54         | \$ 359.42  | \$ -  | \$ 705.01                               | \$ 1,064.44                                 | \$ -   | \$ -   | \$ 1,064.44                                   |
| Little, Amy A                             | 53-08-16-416-012.000-008 |        | 2               | N  | \$ 274,700             | \$ 125,395                           | \$ 149,305        | \$1.5437                              | \$2.2845                 | \$ 2,223.08        | \$ 3,237.68         | \$ 346.90  | \$ -  | \$ 667.70                               | \$ 1,014.60                                 | \$ -   | \$ -   | \$ 1,014.60                                   |
| King, Joseph B. Jr. & Vicci L.            | 53-08-16-416-016.000-008 |        | 2               | N  | \$ 373,900             | \$ 160,115                           | \$ 213,785        | \$1.5437                              | \$2.2845                 | \$ 3,183.18        | \$ 4,418.26         | \$ 473.38  | \$ -  | \$ 761.69                               | \$ 1,235.08                                 | \$ -   | \$ -   | \$ 1,235.08                                   |
| McDaniel, Douglas M & Ellen M             | 53-08-16-416-007.000-008 |        | 2               | N  | \$ 339,400             | \$ 142,510                           | \$ 196,890        | \$1.5437                              | \$2.2845                 | \$ 2,940.28        | \$ 4,223.90         | \$ 452.56  | \$ -  | \$ 831.06                               | \$ 1,283.62                                 | \$ -   | \$ -   | \$ 1,283.62                                   |
| Snoddy, James C & Frieda L                | 53-08-16-416-008.000-008 |        | 2               | N  | \$ 231,000             | \$ 110,100                           | \$ 120,900        | \$1.5437                              | \$2.2845                 | \$ 1,800.16        | \$ 2,717.60         | \$ 291.17  | \$ -  | \$ 626.27                               | \$ 917.44                                   | \$ -   | \$ -   | \$ 917.44                                     |
| Scuffham, Leonard Edward & Gwen M         | 53-08-16-416-004.000-008 |        | 2               | N  | \$ 314,200             | \$ 167,180                           | \$ 147,020        | \$1.5437                              | \$2.2845                 | \$ 2,189.08        | \$ 3,628.30         | \$ 388.74  | \$ -  | \$ 1,050.48                             | \$ 1,439.22                                 | \$ -   | \$ -   | \$ 1,439.22                                   |
| Waterford, Jason R & Waterford, Malissa   | 53-08-28-200-019.000-008 |        | 2               | N  | \$ 149,500             | \$ 75,020                            | \$ 74,480         | \$1.5437                              | \$2.2845                 | \$ 1,122.28        | \$ 1,860.15         | \$ 199.31  | \$ -  | \$ 538.56                               | \$ 737.87                                   | \$ 69.36   | \$ 14.76   | \$ 653.75                                     |
| Dyer, Douglas W                           | 53-08-21-100-117.000-008 |        | 2               | N  | \$ 277,400             | \$ 129,340                           | \$ 148,060        | \$1.5437                              | \$2.2845                 | \$ 2,204.56        | \$ 3,266.57         | \$ 349.99  | \$ -  | \$ 712.02                               | \$ 1,062.01                                 | \$ -   | \$ -   | \$ 1,062.01                                   |
| Plew, Theodore S. & Lois J.               | 53-08-20-403-013.000-008 |        | 2               | N  | \$ 81,500              | \$ 71,775                            | \$ 9,725          | \$1.5437                              | \$2.2845                 | \$ 17.66           | \$ 18.01            | \$ -   | \$ -  | \$ 0.35                                 | \$ 0.35                                     | \$ 69.36   | \$ 14.76   | \$ (83.77)                                    |
| Plew, Theodore S. & Lois J.               | 53-08-20-400-060.000-008 |        | 2               | N  | \$ 3,500               | \$ -                                 | \$ 3,500          | \$1.5437                              | \$2.2845                 | \$ 54.04           | \$ 89.55            | \$ 9.59  | \$ -  | \$ 25.92                                | \$ 35.51                                    | \$ -   | \$ -   | \$ 35.51                                      |
| Dyer, Douglas W                           | 53-08-21-100-037.000-008 |        | 2               | N  | \$ 1,400               | \$ -                                 | \$ 1,400          | \$1.5437                              | \$2.2845                 | \$ 21.61           | \$ 35.82            | \$ 3.84  | \$ -  | \$ 10.37                                | \$ 14.21                                    | \$ -   | \$ -   | \$ 14.21                                      |
| White, Terence C & Ruth E                 | 53-08-21-200-043.000-008 |        | 2               | N  | \$ 90,700              | \$ 60,995                            | \$ 29,705         | \$1.5437                              | \$2.2845                 | \$ 442.30          | \$ 733.10           | \$ 78.55   | \$ -  | \$ 212.25                               | \$ 290.80                                   | \$ 69.36   | \$ 22.20   | \$ 199.24                                     |
| Beasley, Kedrick L & Donna J              | 53-08-14-100-039.000-008 |        | 2               | N  | \$ 176,900             | \$ 129,740                           | \$ 47,160         | \$1.5437                              | \$2.2845                 | \$ 702.20          | \$ 1,163.87         | \$ 124.70  | \$ -  | \$ 336.97                               | \$ 461.67                                   | \$ -   | \$ -   | \$ 461.67                                     |
| Sherlock, David E Trust                   | 53-08-22-200-007.000-008 |        | 2               | N  | \$ 43,800              | \$ -                                 | \$ 43,800         | \$1.5437                              | \$2.2845                 | \$ 676.14          | \$ 1,120.68         | \$ 120.07  | \$ -  | \$ 324.47                               | \$ 444.54                                   | \$ -   | \$ -   | \$ 444.54                                     |
| Milbourn, Justin B                        | 53-08-22-200-011.000-008 |        | 2               | N  | \$ 99,100              | \$ 63,935                            | \$ 35,165         | \$1.5437                              | \$2.2845                 | \$ 523.60          | \$ 867.84           | \$ 92.99   | \$ -  | \$ 251.25                               | \$ 344.24                                   | \$ -   | \$ -   | \$ 344.24                                     |
| Thickstun, Thomas R & Marianne            | 53-08-01-100-030.000-008 |        | 2               | N  | \$ 275,900             | \$ 125,815                           | \$ 150,085        | \$1.5437                              | \$2.2845                 | \$ 2,234.72        | \$ 3,251.95         | \$ 348.42  | \$ -  | \$ 668.81                               | \$ 1,017.23                                 | \$ 69.36   | \$ 14.76   | \$ 933.11                                     |
| Elliemae's Boutique LLC                   | 53-08-29-102-002.000-008 | 1300   | 2               | N  | \$ 125,700             | \$ -                                 | \$ 125,700        | \$1.5437                              | \$2.2845                 | \$ 1,940.44        | \$ 2,951.25         | \$ 316.21  | \$ -  | \$ 694.61                               | \$ 1,010.81                                 | \$ 69.36   | \$ 37.08   | \$ 904.37                                     |
| Booker, Chad A                            | 53-08-29-102-001.000-008 | 1300   | 2               | N  | \$ 118,400             | \$ 73,690                            | \$ 44,710         | \$1.5437                              | \$2.2845                 | \$ 665.72          | \$ 1,103.40         | \$ 118.22  | \$ -  | \$ 319.46                               | \$ 437.68                                   | \$ 69.36   | \$ 37.08   | \$ 331.24                                     |
| Polley, Melody L                          | 53-08-29-102-003.000-008 | 1300   | 2               | N  | \$ 121,100             | \$ 73,935                            | \$ 47,165         | \$1.5437                              | \$2.2845                 | \$ 702.28          | \$ 1,163.99         | \$ 124.72  | \$ -  | \$ 336.99                               | \$ 461.71                                   | \$ 69.36   | \$ 37.08   | \$ 355.27                                     |
| Robey, John B                             | 53-08-29-102-011.000-008 | 1300   | 2               | N  | \$ 120,000             | \$ 74,250                            | \$ 45,750         | \$1.5437                              | \$2.2845                 | \$ 681.20          | \$ 1,129.07         | \$ 120.97  | \$ -  | \$ 326.90                               | \$ 447.87                                   | \$ 69.36   | \$ 22.20   | \$ 356.31                                     |
| Litz, Troy D                              | 53-08-29-102-007.000-008 | 1300   | 2               | N  | \$ 123,600             | \$ 75,510                            | \$ 48,090         | \$1.5437                              | \$2.2845                 | \$ 716.04          | \$ 1,186.82         | \$ 127.16  | \$ 219.56   | \$ 343.62                               | \$ 470.78                                   | \$ 69.36   | \$ 22.20   | \$ 379.22                                     |
| Norris, Marietta K                        | 53-08-29-102-012.000-008 | 1300   | 2               | N  | \$ 123,700             | \$ 72,545                            | \$ 51,155         | \$1.5437                              | \$2.2845                 | \$ 761.68          | \$ 1,262.47         | \$ 135.27  | \$ -  | \$ 365.51                               | \$ 500.79                                   | \$ 69.36   | \$ 37.08   | \$ 394.35                                     |
| Sims, William D                           | 53-08-29-102-004.000-008 | 1300   | 2               | N  | \$ 116,200             | \$ 3,000                             | \$ 113,200        | \$1.5437                              | \$2.2845                 | \$ 1,747.48        | \$ 2,724.97         | \$ 291.96  | \$ -  | \$ 685.53                               | \$ 977.49                                   | \$ -   | \$ -   | \$ 977.49                                     |
| Ellis Investment Properties LLC           | 53-08-29-107-006.000-008 | 1300   | 2               | N  | \$ 134,500             | \$ -                                 | \$ 134,500        | \$1.5437                              | \$2.2845                 | \$ 2,076.28        | \$ 3,157.87         | \$ 338.34  | \$ -  | \$ 743.24                               | \$ 1,081.59                                 | \$ 69.36   | \$ 22.20   | \$ 990.03                                     |
| Monroe County Park & Recreation Board     | 53-08-28-200-008.000-008 | 1300   | 2               | N  | \$ -                   | \$ -                                 | \$ -              | \$1.5437                              | \$2.2845                 | \$ -               | \$ -                | \$ -   | \$ -  | \$ -                                    | \$ -  | \$ -   | \$ -   | \$ -  |
| Davis, Charles Edward & Nannette L        | 53-08-21-200-100.000-008 |        | 2               | N  | \$ 161,400             | \$ 88,740                            | \$ 72,660         | \$1.5437                              | \$2.2845                 | \$ 1,081.88        | \$ 1,793.18         | \$ 192.12  | \$ -  | \$ 519.18                               | \$ 711.30                                   | \$ 69.36   | \$ 22.20   | \$ 619.74                                     |
| Upchurch, Kenneth W & Gwen W              | 53-08-14-103-006.000-008 |        | 2               | N  | \$ 251,700             | \$ 119,820                           | \$ 131,880        | \$1.5437                              | \$2.2845                 | \$ 1,963.64        | \$ 2,944.49         | \$ 315.49  | \$ -  | \$ 665.36                               | \$ 980.85                                   | \$ -   | \$ -   | \$ 980.85                                     |
| Eastview Church of the Nazarene Inc       | 53-08-01-400-026.000-008 | 1418   | 2               | N  | \$ 847,800             | \$ 847,800                           | \$ -              | \$1.5437                              | \$2.2845                 | \$ -               | \$ -                | \$ -   | \$ -  | \$ -                                    | \$ -  | \$ 69.36   | \$ 37.08   | \$ (106.44)                                   |
| Eastview Church of the Nazarene Inc       | 53-08-01-400-026.001-008 |        | 2               | N  | \$ 133,300             | \$ 34,200                            | \$ 99,100         | \$1.5437                              | \$2.2845                 | \$ 1,529.80        | \$ 2,535.60         | \$ 271.67  | \$ -  | \$ 734.13                               | \$ 1,005.80                                 | \$ -   | \$ -   | \$ 1,005.80                                   |
| Hutchins, Travis J & Kristin E            | 53-08-01-100-092.000-008 |        | 2               | N  | \$ 299,400             | \$ 135,395                           | \$ 164,005        | \$1.5437                              | \$2.2845                 | \$ 2,442.90        | \$ 3,519.20         | \$ 377.06  | \$ -  | \$ 699.24                               | \$ 1,076.30                                 | \$ 69.36   | \$ 22.20   | \$ 984.74                                     |
| Clough, Evan R & Ward-Bluhm, Bethany      | 53-08-29-100-010.000-008 |        | 2               | N  | \$ 119,300             | \$ 74,005                            | \$ 45,295         | \$1.5437                              | \$2.2845                 | \$ 674.44          | \$ 1,117.83         | \$ 119.76  | \$ -  | \$ 323.63                               | \$ 443.39                                   | \$ 69.36   | \$ 14.76   | \$ 359.27                                     |
| Graham, Virginia Jean & David K           | 53-08-28-200-026.000-008 |        | 2               | N  | \$ 130,600             | \$ 72,370                            | \$ 58,230         | \$1.5437                              | \$2.2845                 | \$ 871.08          | \$ 1,443.79         | \$ 154.70  | \$ -  | \$ 418.01                               | \$ 572.71                                   | \$ 69.36   | \$ 14.76   | \$ 488.59                                     |

# City of Bloomington

## Area #2: South-East Annexation Area - Tax Impacts Analysis



Note (1): This section shows the inc/(dec) in tax bills due to differences between township fire protection rates and the Monroe Fire Protection District fire rate

| Owner Name                                    | Parcel #                 | Waiver | Annexation Area | AG | 2020 Pay 2021 Gross AV | 2020 Pay 2021 Deductions /Exemptions | 2020 Pay 2021 NAV | Pre-Annex 2020 Pay 2021 Prop Tax Rate | Post-Annex Prop Tax Rate | Pre-Annex Tax Bill | Post-Annex Tax Bill | Net Tax Bill Increase Due Solely to AV Growth (12% Aggregate over 4 years) | Net Tax Bill Increase Due to Difference Between Fire Rates (1) | Net Tax Bill Increase Due to Annexation | Total Post-Annexation Net Tax Bill Increase | Benefit 1 Yearly Sewer Bill Savings (@ 4000 Gal/Month) | Benefit 2 Yearly Fire Protection (Water Surcharge) Savings | Post-Annex Tax Bill Inc/(Dec) | Net of Benefits |
|---|--------------------------|--------|-----------------|----|------------------------|--------------------------------------|-------------------|---------------------------------------|--------------------------|--------------------|---------------------|--|--|---|---|--|--|-------------------------------|-----------------|
| Halcomb, Elmer Duane & Kimberly Ann           | 53-08-29-100-007.000-008 | 1300   | 2               | N  | \$ 118,500             | \$ 73,410                            | \$ 45,090         | \$1.5437                              | \$2.2845                 | \$ 671.36          | \$ 1,112.78         | \$ 119.23  | \$ -   | \$ 322.19                               | \$ 441.42                                   | \$ 69.36   | \$ 22.20   | \$ 349.86                     |                 |
| Buchanan, Micah W & Melissa D                 | 53-08-29-106-005.000-008 | 1300   | 2               | N  | \$ 120,900             | \$ 3,000                             | \$ 117,900        | \$1.5437                              | \$2.2845                 | \$ 1,820.02        | \$ 2,835.32         | \$ 303.78  | \$ -   | \$ 711.52                               | \$ 1,015.30                                 | \$ 69.36   | \$ 37.08   | \$ 908.86                     |                 |
| Tracy, Jo Anne & Jeff Sturgeon                | 53-08-14-100-012.000-008 |        | 2               | N  | \$ 10,300              | \$ -                                 | \$ 10,300         | \$1.5437                              | \$2.2845                 | \$ 159.00          | \$ 263.54           | \$ 28.24   | \$ -   | \$ 76.30                                | \$ 104.54                                   | \$ -   | \$ -   | \$ 104.54                     |                 |
| Tracy, Jo Anne & Jeff Sturgeon                | 53-08-14-100-040.000-008 |        | 2               | N  | \$ 5,800               | \$ -                                 | \$ 5,800          | \$1.5437                              | \$2.2845                 | \$ 89.52           | \$ 148.40           | \$ 15.90   | \$ -   | \$ 42.98                                | \$ 58.88                                    | \$ -   | \$ -   | \$ 58.88                      |                 |
| Tracy, Jo Anne & Jeff Sturgeon                | 53-08-14-100-011.000-008 |        | 2               | N  | \$ 252,300             | \$ 119,120                           | \$ 133,180        | \$1.5437                              | \$2.2845                 | \$ 1,983.60        | \$ 2,950.45         | \$ 316.13  | \$ -   | \$ 650.72                               | \$ 966.85                                   | \$ -   | \$ -   | \$ 966.85                     |                 |
| Grubb, Randy L                                | 53-08-28-200-014.000-008 |        | 2               | N  | \$ 139,200             | \$ 68,590                            | \$ 70,610         | \$1.5437                              | \$2.2845                 | \$ 1,066.04        | \$ 1,766.90         | \$ 189.31  | \$ -   | \$ 511.55                               | \$ 700.86                                   | \$ 69.36   | \$ 14.76   | \$ 616.74                     |                 |
| Graves, John                                  | 53-08-28-200-030.000-008 |        | 2               | N  | \$ 138,300             | \$ -                                 | \$ 138,300        | \$1.5437                              | \$2.2845                 | \$ 2,134.94        | \$ 3,272.80         | \$ 350.66  | \$ -   | \$ 787.20                               | \$ 1,137.86                                 | \$ 69.36   | \$ 14.76   | \$ 1,053.74                   |                 |
| Long, David & Patricia A                      | 53-08-20-400-049.000-008 |        | 2               | N  | \$ 14,700              | \$ -                                 | \$ 14,700         | \$1.5437                              | \$2.2845                 | \$ 226.92          | \$ 376.12           | \$ 40.30   | \$ -   | \$ 108.90                               | \$ 149.20                                   | \$ -   | \$ -   | \$ 149.20                     |                 |
| Price, David A                                | 53-08-20-403-016.000-008 |        | 2               | N  | \$ 105,100             | \$ 69,035                            | \$ 36,065         | \$1.5437                              | \$2.2845                 | \$ 537.00          | \$ 890.06           | \$ 95.37   | \$ -   | \$ 257.69                               | \$ 353.06                                   | \$ 69.36   | \$ 14.76   | \$ 268.94                     |                 |
| Watkins, Robert B                             | 53-08-21-100-046.000-008 |        | 2               | N  | \$ 131,200             | \$ -                                 | \$ 131,200        | \$1.5437                              | \$2.2845                 | \$ 2,025.32        | \$ 3,082.71         | \$ 330.29  | \$ -   | \$ 727.10                               | \$ 1,057.39                                 | \$ 69.36   | \$ 14.76   | \$ 973.27                     |                 |
| Klein, Laura L                                | 53-08-28-200-041.000-008 |        | 2               | N  | \$ 130,100             | \$ 74,785                            | \$ 55,315         | \$1.5437                              | \$2.2845                 | \$ 823.62          | \$ 1,365.12         | \$ 146.27  | \$ -   | \$ 395.24                               | \$ 541.50                                   | \$ 69.36   | \$ 22.20   | \$ 449.94                     |                 |
| Chestnut, Larry D & Glenda J Trust W//e       | 53-08-21-300-032.000-008 |        | 2               | N  | \$ 117,900             | \$ -                                 | \$ 117,900        | \$1.5437                              | \$2.2845                 | \$ 1,820.02        | \$ 2,768.12         | \$ 296.58  | \$ -   | \$ 651.52                               | \$ 948.10                                   | \$ 69.36   | \$ 14.76   | \$ 863.98                     |                 |
| Born, William E & Marianne                    | 53-08-14-300-013.000-008 |        | 2               | N  | \$ 345,400             | \$ 133,155                           | \$ 212,245        | \$1.5437                              | \$2.2845                 | \$ 3,189.86        | \$ 4,783.74         | \$ 512.54  | \$ -   | \$ 1,081.34                             | \$ 1,593.88                                 | \$ -   | \$ -   | \$ 1,593.88                   |                 |
| Board Of Commissioners Monroe County, The     | 53-08-21-300-047.000-008 |        | 2               | N  | \$ -                   | \$ -                                 | \$ -              | \$1.5437                              | \$2.2845                 | \$ -               | \$ -                | \$ -   | \$ -   | \$ -                                    | \$ -  | \$ -   | \$ -   | \$ -                          |                 |
| Ratts, Richard D Revocable Trust              | 53-08-28-200-039.000-008 | 1426   | 2               | N  | \$ 161,400             | \$ -                                 | \$ 161,400        | \$1.5437                              | \$2.2845                 | \$ 2,491.52        | \$ 4,129.63         | \$ 442.46  | \$ -   | \$ 1,195.65                             | \$ 1,638.11                                 | \$ 69.36   | \$ 14.76   | \$ 1,553.99                   |                 |
| Hash, Brittany                                | 53-08-20-403-012.000-008 |        | 2               | N  | \$ 89,600              | \$ 60,610                            | \$ 28,990         | \$1.5437                              | \$2.2845                 | \$ 431.64          | \$ 715.45           | \$ 76.66   | \$ -   | \$ 207.15                               | \$ 283.81                                   | \$ 69.36   | \$ 22.20   | \$ 192.25                     |                 |
| Hash, Brittany                                | 53-08-20-400-033.000-008 |        | 2               | N  | \$ 17,200              | \$ -                                 | \$ 17,200         | \$1.5437                              | \$2.2845                 | \$ 265.52          | \$ 440.08           | \$ 47.15   | \$ -   | \$ 127.41                               | \$ 174.56                                   | \$ -   | \$ -   | \$ 174.56                     |                 |
| RWP LLC                                       | 53-08-28-200-016.000-008 |        | 2               | N  | \$ 33,800              | \$ -                                 | \$ 33,800         | \$1.5437                              | \$2.2845                 | \$ 521.76          | \$ 864.82           | \$ 92.66   | \$ -   | \$ 250.40                               | \$ 343.06                                   | \$ -   | \$ -   | \$ 343.06                     |                 |
| Powers, John A                                | 53-08-28-200-038.000-008 |        | 2               | N  | \$ 116,900             | \$ 84,050                            | \$ 32,850         | \$1.5437                              | \$2.2845                 | \$ 489.12          | \$ 498.90           | \$ -   | \$ -   | \$ 9.78                                 | \$ 9.78                                     | \$ 69.36   | \$ 22.20   | \$ (81.78)                    |                 |
| RWP LLC                                       | 53-08-28-200-017.000-008 |        | 2               | N  | \$ 42,800              | \$ -                                 | \$ 42,800         | \$1.5437                              | \$2.2845                 | \$ 660.70          | \$ 1,095.09         | \$ 117.33  | \$ -   | \$ 317.06                               | \$ 434.39                                   | \$ -   | \$ -   | \$ 434.39                     |                 |
| Mathews, Nancy M & Ingrid R Montecino         | 53-08-11-101-014.000-008 |        | 2               | N  | \$ 187,500             | \$ 93,325                            | \$ 94,175         | \$1.5437                              | \$2.2845                 | \$ 1,407.70        | \$ 2,301.05         | \$ 246.54  | \$ -   | \$ 646.81                               | \$ 893.35                                   | \$ -   | \$ -   | \$ 893.35                     |                 |
| Windmuller, Brian E & Joy V                   | 53-08-22-200-015.000-008 |        | 2               | N  | \$ 282,000             | \$ 130,285                           | \$ 151,715        | \$1.5437                              | \$2.2845                 | \$ 2,258.96        | \$ 3,300.76         | \$ 353.66  | \$ -   | \$ 688.14                               | \$ 1,041.80                                 | \$ -   | \$ -   | \$ 1,041.80                   |                 |
| Sherlock, David E Trust                       | 53-08-22-200-002.000-008 |        | 2               | N  | \$ 2,500               | \$ -                                 | \$ 2,500          | \$1.5437                              | \$2.2845                 | \$ 38.60           | \$ 63.97            | \$ 6.85  | \$ -   | \$ 18.51                                | \$ 25.37                                    | \$ -   | \$ -   | \$ 25.37                      |                 |
| Sherlock, David E Trust                       | 53-08-22-200-012.000-008 |        | 2               | N  | \$ 150,600             | \$ 95,960                            | \$ 54,640         | \$1.5437                              | \$2.2845                 | \$ 602.48          | \$ 614.53           | \$ -   | \$ -   | \$ 12.05                                | \$ 12.05                                    | \$ -   | \$ -   | \$ 12.05                      |                 |
| Shick, Marjorie E Revocable Trust             | 53-08-01-400-019.000-008 |        | 2               | N  | \$ 155,000             | \$ 76,465                            | \$ 78,535         | \$1.5437                              | \$2.2845                 | \$ 1,180.36        | \$ 1,956.39         | \$ 209.61  | \$ -   | \$ 566.42                               | \$ 776.03                                   | \$ 69.36   | \$ 14.76   | \$ 691.91                     |                 |
| Maurer, John                                  | 53-08-01-400-066.000-008 |        | 2               | N  | \$ 134,100             | \$ 76,185                            | \$ 57,915         | \$1.5437                              | \$2.2845                 | \$ 862.32          | \$ 1,429.29         | \$ 153.14  | \$ -   | \$ 413.83                               | \$ 566.97                                   | \$ 69.36   | \$ 22.20   | \$ 475.41                     |                 |
| Shick, Marjorie E Revocable Trust             | 53-08-01-400-058.000-008 |        | 2               | N  | \$ 600                 | \$ -                                 | \$ 600            | \$1.5437                              | \$2.2845                 | \$ 9.26            | \$ 15.35            | \$ 1.64  | \$ -   | \$ 4.45                                 | \$ 6.09                                     | \$ -   | \$ -   | \$ 6.09                       |                 |
| Shick, Marjorie E Revocable Trust             | 53-08-01-400-018.000-008 |        | 2               | N  | \$ 17,600              | \$ -                                 | \$ 17,600         | \$1.5437                              | \$2.2845                 | \$ 271.68          | \$ 450.32           | \$ 48.25   | \$ -   | \$ 130.39                               | \$ 178.64                                   | \$ -   | \$ -   | \$ 178.64                     |                 |
| Shick, Marjorie E Revocable Trust             | 53-08-01-400-017.000-008 |        | 2               | N  | \$ 2,800               | \$ -                                 | \$ 2,800          | \$1.5437                              | \$2.2845                 | \$ 43.22           | \$ 71.64            | \$ 7.68  | \$ -   | \$ 20.75                                | \$ 28.42                                    | \$ -   | \$ -   | \$ 28.42                      |                 |
| Hart, Marcia Kathryn                          | 53-08-14-100-017.000-008 |        | 2               | N  | \$ 239,800             | \$ 113,180                           | \$ 126,620        | \$1.5437                              | \$2.2845                 | \$ 1,885.32        | \$ 2,822.32         | \$ 302.38  | \$ -   | \$ 634.62                               | \$ 937.00                                   | \$ -   | \$ -   | \$ 937.00                     |                 |
| Boathouse Development LLC                     | 53-08-11-101-050.000-008 |        | 2               | N  | \$ 196,600             | \$ -                                 | \$ 196,600        | \$1.5437                              | \$2.2845                 | \$ 3,034.92        | \$ 4,630.22         | \$ 496.09  | \$ -   | \$ 1,099.20                             | \$ 1,595.30                                 | \$ -   | \$ -   | \$ 1,595.30                   |                 |
| Johnston, Helen                               | 53-08-21-100-102.000-008 |        | 2               | N  | \$ 149,300             | \$ 84,505                            | \$ 64,795         | \$1.5437                              | \$2.2845                 | \$ 964.76          | \$ 1,599.06         | \$ 171.32  | \$ -   | \$ 462.98                               | \$ 634.30                                   | \$ -   | \$ -   | \$ 634.30                     |                 |
| Maynard, Walter Herman V                      | 53-08-21-200-072.000-008 |        | 2               | N  | \$ 108,700             | \$ -                                 | \$ 108,700        | \$1.5437                              | \$2.2845                 | \$ 1,678.00        | \$ 2,552.12         | \$ 273.44  | \$ -   | \$ 600.68                               | \$ 874.12                                   | \$ 69.36   | \$ 22.20   | \$ 782.56                     |                 |
| Baker, Lonnie J                               | 53-08-20-100-056.000-008 |        | 2               | N  | \$ 135,400             | \$ 96,175                            | \$ 39,225         | \$1.5437                              | \$2.2845                 | \$ 584.04          | \$ 968.04           | \$ 103.72  | \$ -   | \$ 280.28                               | \$ 384.00                                   | \$ 69.36   | \$ 22.20   | \$ 292.44                     |                 |
| Prince, Peggy S                               | 53-08-21-100-120.000-008 |        | 2               | N  | \$ 175,100             | \$ 93,360                            | \$ 81,740         | \$1.5437                              | \$2.2845                 | \$ 1,217.08        | \$ 2,017.27         | \$ 216.14  | \$ -   | \$ 584.05                               | \$ 800.19                                   | \$ 69.36   | \$ 14.76   | \$ 716.07                     |                 |
| Head, Rosemary & Maze, Robert                 | 53-08-21-100-126.000-008 | 2219   | 2               | N  | \$ 196,600             | \$ 97,885                            | \$ 98,715         | \$1.5437                              | \$2.2845                 | \$ 1,470.10        | \$ 2,315.05         | \$ 248.04  | \$ -   | \$ 596.90                               | \$ 844.95                                   | \$ 69.36   | \$ 22.20   | \$ 753.39                     |                 |
| Shrake, Robert C & Amy M                      | 53-08-21-100-126.001-008 |        | 2               | N  | \$ 218,000             | \$ 108,550                           | \$ 109,450        | \$1.5437                              | \$2.2845                 | \$ 1,629.68        | \$ 2,559.65         | \$ 274.25  | \$ -   | \$ 655.72                               | \$ 929.97                                   | \$ 69.36   | \$ 22.20   | \$ 838.41                     |                 |
| Stidd, Larry T & Rebecca S                    | 53-08-29-100-004.000-008 | 1898   | 2               | N  | \$ 62,600              | \$ -                                 | \$ 62,600         | \$1.5437                              | \$2.2845                 | \$ 966.36          | \$ 1,469.76         | \$ 157.47  | \$ -   | \$ 345.92                               | \$ 503.40                                   | \$ 69.36   | \$ 22.20   | \$ 411.84                     |                 |
| Fedynskij, George A & Susan G Revocable Trust | 53-08-11-101-073.000-008 | 1516   | 2               | N  | \$ 162,600             | \$ 86,160                            | \$ 76,440         | \$1.5437                              | \$2.2845                 | \$ 1,138.16        | \$ 1,886.47         | \$ 202.13  | \$ -   | \$ 546.19                               | \$ 748.31                                   | \$ -   | \$ -   | \$ 748.31                     |                 |
| Dodge, Dana L. & Betty                        | 53-08-29-400-025.000-008 |        | 2               | N  | \$ 68,000              | \$ -                                 | \$ 68,000         | \$1.5437                              | \$2.2845                 | \$ 1,049.72        | \$ 1,739.87         | \$ 186.41  | \$ -   | \$ 503.73                               | \$ 690.15                                   | \$ -   | \$ -   | \$ 690.15                     |                 |
| J & H May Properties LLC                      | 53-08-29-400-029.000-008 | 1327   | 2               | N  | \$ 405,600             | \$ -                                 | \$ 405,600        | \$1.5437                              | \$2.2845                 | \$ 6,261.24        | \$ 10,377.80        | \$ 1,111.91  | \$ -   | \$ 3,004.65                             | \$ 4,116.56                                 | \$ 69.36   | \$ 22.20   | \$ 4,025.00                   |                 |
| Shields, Robert H & Sally A                   | 53-08-29-400-028.000-008 |        | 2               | N  | \$ 80,000              | \$ -                                 | \$ 80,000         | \$1.5437                              | \$2.2845                 | \$ 1,234.96        | \$ 2,046.90         | \$ 219.31  | \$ -   | \$ 592.63                               | \$ 811.94                                   | \$ -   | \$ -   | \$ 811.94                     |                 |
| Pennington, Nathaniel C                       | 53-08-29-400-021.000-008 |        | 2               | N  | \$ 117,200             | \$ -                                 | \$ 117,200        | \$1.5437                              | \$2.2845                 | \$ 1,809.22        | \$ 2,766.44         | \$ 296.40  | \$ -   | \$ 660.82                               | \$ 957.22                                   | \$ -   | \$ -   | \$ 957.22                     |                 |
| Mays Greenhouse LLC                           | 53-08-29-400-029.001-008 | 1327   | 2               | N  | \$ 118,400             | \$ -                                 | \$ 118,400        | \$1.5437                              | \$2.2845                 | \$ 1,827.74        | \$ 3,029.42         | \$ 324.58  | \$ -   | \$ 877.10                               | \$ 1,201.68                                 | \$ -   | \$ -   | \$ 1,201.68                   |                 |
| Hilliard, HD & BG Living Trust                | 53-08-01-100-034.000-008 |        | 2               | N  | \$ 192,500             | \$ -                                 | \$ 192,500        | \$1.5437                              | \$2.2845                 | \$ 2,971.62        | \$ 4,519.62         | \$ 484.25  | \$ -   | \$ 1,063.76                             | \$ 1,548.00                                 | \$ 69.36   | \$ 22.20   | \$ 1,456.44                   |                 |
| Blunk, Miranda                                | 53-08-14-300-015.000-008 |        | 2               | N  | \$ 151,500             | \$ -                                 | \$ 151,500        | \$1.5437                              | \$2.2845                 | \$ 2,338.72        | \$ 3,586.93         | \$ 384.31  | \$ -   | \$ 863.90                               | \$ 1,248.21                                 | \$ -   | \$ -   | \$ 1,248.21                   |                 |

# City of Bloomington

## Area #2: South-East Annexation Area - Tax Impacts Analysis

Note (1): This section shows the inc/(dec) in tax bills due to differences between township fire protection rates and the Monroe Fire Protection District fire rate

| Owner Name   | Parcel #                 | Waiver | Annexation Area | AG | 2020 Pay 2021 Gross AV | 2020 Pay 2021 Deductions /Exemptions | 2020 Pay 2021 NAV | Pre-Annex 2020 Pay 2021 Prop Tax Rate | Post-Annex Prop Tax Rate | Pre-Annex Tax Bill | Post-Annex Tax Bill | Net Tax Bill Increase Due Solely to AV Growth (12% Aggregate over 4 years) | Net Tax Bill Increase Due to Difference Between Fire Rates (1) | Net Tax Bill Increase Due to Annexation | Total Post-Annexation Net Tax Bill Increase | Benefit 1 Yearly Sewer Bill Savings (@ 4000 Gal/Month) | Benefit 2 Yearly Fire Protection (Water Surcharge) Savings | Post-Annex Tax Bill Inc/(Dec) | Net of Benefits |
|--|--------------------------|--------|-----------------|----|------------------------|--------------------------------------|-------------------|---------------------------------------|--------------------------|--------------------|---------------------|--|--|---|---|--|--|-------------------------------|-----------------|
| Clinch, Edward R & Jancie A Joint Living Trust                                   | 53-08-14-100-028.000-008 |        | 2               | N  | \$ 75,000              | \$ -                                 | \$ 75,000         | \$1.5437                              | \$2.2845                 | \$ 1,157.78        | \$ 1,918.97         | \$ 205.60  | \$ -   | \$ 555.59                               | \$ 761.19                                   | \$ -   | \$ -   | \$ 761.19                     |                 |
| Brenneman, Christopher D & Emily S Hortenberry, Anna M                           | 53-08-14-100-032.000-008 |        | 2               | N  | \$ 273,600             | \$ 123,110                           | \$ 150,490        | \$1.5437                              | \$2.2845                 | \$ 2,246.76        | \$ 3,339.42         | \$ 357.80  | \$ -   | \$ 734.86                               | \$ 1,092.66                                 | \$ -   | \$ -   | \$ 1,092.66                   |                 |
| Public Service Company Of Indiana, Inc.  | 53-08-20-100-009.000-008 |        | 2               | N  | \$ 37,800              | \$ -                                 | \$ 37,800         | \$1.5437                              | \$2.2845                 | \$ 583.52          | \$ 887.49           | \$ 95.09   | \$ -   | \$ 208.88                               | \$ 303.97                                   | \$ 69.36   | \$ 22.20   | \$ 212.41                     |                 |
| Sherfield, Dustin L & Landreth, Bridgette Rachel                                 | 53-08-12-300-004.000-008 |        | 2               | N  | \$ 93,900              | \$ -                                 | \$ 93,900         | \$1.5437                              | \$2.2845                 | \$ 1,449.52        | \$ 2,402.55         | \$ 257.42  | \$ -   | \$ 695.62                               | \$ 953.03                                   | \$ -   | \$ -   | \$ 953.03                     |                 |
| Lane, Alexander K  | 53-08-29-106-002.000-008 | 1300   | 2               | N  | \$ 120,700             | \$ 74,495                            | \$ 46,205         | \$1.5437                              | \$2.2845                 | \$ 687.98          | \$ 1,140.31         | \$ 122.18  | \$ -   | \$ 330.14                               | \$ 452.33                                   | \$ 69.36   | \$ 37.08   | \$ 345.89                     |                 |
| Redman, Sheryl D.  | 53-08-29-106-004.000-008 | 1300   | 2               | N  | \$ 136,400             | \$ 76,990                            | \$ 59,410         | \$1.5437                              | \$2.2845                 | \$ 884.60          | \$ 1,466.18         | \$ 157.09  | \$ -   | \$ 424.49                               | \$ 581.58                                   | \$ 69.36   | \$ 37.08   | \$ 475.14                     |                 |
| Priority Home Investments LLC  | 53-08-29-106-001.000-008 | 1300   | 2               | N  | \$ 121,400             | \$ 74,740                            | \$ 46,660         | \$1.5437                              | \$2.2845                 | \$ 694.76          | \$ 1,151.52         | \$ 123.37  | \$ -   | \$ 333.39                               | \$ 456.76                                   | \$ 69.36   | \$ 37.08   | \$ 350.32                     |                 |
| Logsdon, Robert J Living Trust w/life estate                                     | 53-08-29-106-003.000-008 | 1300   | 2               | N  | \$ 122,600             | \$ -                                 | \$ 122,600        | \$1.5437                              | \$2.2845                 | \$ 1,892.58        | \$ 2,878.47         | \$ 308.41  | \$ -   | \$ 677.48                               | \$ 985.89                                   | \$ 69.36   | \$ 37.08   | \$ 879.45                     |                 |
| Ashby, Elizabeth   | 53-08-20-400-076.000-008 |        | 2               | N  | \$ 101,400             | \$ 78,740                            | \$ 22,660         | \$1.5437                              | \$2.2845                 | \$ 114.96          | \$ 117.26           | \$ -   | \$ -   | \$ 2.30                                 | \$ 2.30                                     | \$ 69.36   | \$ 14.76   | \$ (81.82)                    |                 |
| Sowder, Tony K   | 53-08-14-107-003.000-008 |        | 2               | N  | \$ 302,600             | \$ 138,160                           | \$ 164,440        | \$1.5437                              | \$2.2845                 | \$ 2,448.44        | \$ 3,566.48         | \$ 382.13  | \$ -   | \$ 735.92                               | \$ 1,118.04                                 | \$ -   | \$ -   | \$ 1,118.04                   |                 |
| Cascio, Matthew V  | 53-08-14-100-022.000-008 |        | 2               | N  | \$ 208,200             | \$ 102,120                           | \$ 106,080        | \$1.5437                              | \$2.2845                 | \$ 1,579.48        | \$ 2,446.26         | \$ 262.11  | \$ -   | \$ 604.68                               | \$ 866.78                                   | \$ -   | \$ -   | \$ 866.78                     |                 |
| Cascio, Matthew V  | 53-08-11-100-001.000-008 |        | 2               | N  | \$ 111,600             | \$ -                                 | \$ 111,600        | \$1.5437                              | \$2.2845                 | \$ 1,722.76        | \$ 2,620.21         | \$ 280.74  | \$ -   | \$ 616.71                               | \$ 897.45                                   | \$ -   | \$ -   | \$ 897.45                     |                 |
| Cascio, Matthew V  | 53-01-42-309-002.000-008 |        | 2               | N  | \$ 111,700             | \$ -                                 | \$ 111,700        | \$1.5437                              | \$2.2845                 | \$ 1,724.32        | \$ 2,622.56         | \$ 280.99  | \$ -   | \$ 617.25                               | \$ 898.24                                   | \$ -   | \$ -   | \$ 898.24                     |                 |
| Cascio, Matthew V  | 53-01-42-309-003.000-008 |        | 2               | N  | \$ 111,600             | \$ -                                 | \$ 111,600        | \$1.5437                              | \$2.2845                 | \$ 1,722.76        | \$ 2,620.21         | \$ 280.74  | \$ -   | \$ 616.71                               | \$ 897.45                                   | \$ -   | \$ -   | \$ 897.45                     |                 |
| Cascio, Matthew V  | 53-01-42-309-004.000-008 |        | 2               | N  | \$ 111,700             | \$ -                                 | \$ 111,700        | \$1.5437                              | \$2.2845                 | \$ 1,724.32        | \$ 2,622.56         | \$ 280.99  | \$ -   | \$ 617.25                               | \$ 898.24                                   | \$ -   | \$ -   | \$ 898.24                     |                 |
| Cascio, Matthew V  | 53-01-42-309-005.000-008 |        | 2               | N  | \$ 111,600             | \$ -                                 | \$ 111,600        | \$1.5437                              | \$2.2845                 | \$ 1,722.76        | \$ 2,620.21         | \$ 280.74  | \$ -   | \$ 616.71                               | \$ 897.45                                   | \$ -   | \$ -   | \$ 897.45                     |                 |
| Walbridge, John  | 53-08-14-107-005.000-008 |        | 2               | N  | \$ 314,800             | \$ 139,430                           | \$ 175,370        | \$1.5437                              | \$2.2845                 | \$ 2,611.20        | \$ 3,714.90         | \$ 398.02  | \$ -   | \$ 705.68                               | \$ 1,103.70                                 | \$ -   | \$ -   | \$ 1,103.70                   |                 |
| Lloyd, Timothy N. & Marcia L.  | 53-08-14-100-014.000-008 |        | 2               | N  | \$ 276,400             | \$ 120,205                           | \$ 156,195        | \$1.5437                              | \$2.2845                 | \$ 2,337.78        | \$ 3,524.64         | \$ 377.63  | \$ -   | \$ 809.23                               | \$ 1,186.86                                 | \$ -   | \$ -   | \$ 1,186.86                   |                 |
| Drake, Joshua Craig & Janine Giordano  | 53-08-14-106-010.000-008 |        | 2               | N  | \$ 460,500             | \$ 182,680                           | \$ 277,820        | \$1.5437                              | \$2.2845                 | \$ 4,151.80        | \$ 5,792.26         | \$ 620.59  | \$ -   | \$ 1,019.87                             | \$ 1,640.46                                 | \$ -   | \$ -   | \$ 1,640.46                   |                 |
| Smith, Gerald Troy & Laura M Hurley  | 53-08-14-102-005.000-008 |        | 2               | N  | \$ 184,900             | \$ 93,965                            | \$ 90,935         | \$1.5437                              | \$2.2845                 | \$ 1,353.98        | \$ 2,168.95         | \$ 232.38  | \$ -   | \$ 582.59                               | \$ 814.97                                   | \$ -   | \$ -   | \$ 814.97                     |                 |
| Kelly, Caitilin  | 53-01-41-851-000.000-008 |        | 2               | N  | \$ 324,300             | \$ 113,985                           | \$ 210,315        | \$1.5437                              | \$2.2845                 | \$ 3,176.50        | \$ 4,952.90         | \$ 530.67  | \$ -   | \$ 1,245.73                             | \$ 1,776.40                                 | \$ -   | \$ -   | \$ 1,776.40                   |                 |
| Clear Creek Christian Church Inc   | 53-08-20-403-001.000-008 |        | 2               | N  | \$ 81,500              | \$ -                                 | \$ 81,500         | \$1.5437                              | \$2.2845                 | \$ 1,258.12        | \$ 1,913.50         | \$ 205.02  | \$ -   | \$ 450.36                               | \$ 655.38                                   | \$ 69.36   | \$ 14.76   | \$ 571.26                     |                 |
| Clear Creek Christian Church Inc   | 53-08-20-400-053.000-008 |        | 2               | N  | \$ 19,100              | \$ -                                 | \$ 19,100         | \$1.5437                              | \$2.2845                 | \$ 294.84          | \$ 488.70           | \$ 52.36   | \$ -   | \$ 141.50                               | \$ 193.86                                   | \$ -   | \$ -   | \$ 193.86                     |                 |
| Williams, Carol Sue & Hawkins, William A   | 53-08-01-400-051.000-008 |        | 2               | N  | \$ 282,100             | \$ 145,035                           | \$ 137,065        | \$1.5437                              | \$2.2845                 | \$ 2,040.84        | \$ 3,054.24         | \$ 327.24  | \$ -   | \$ 686.15                               | \$ 1,013.40                                 | \$ 69.36   | \$ 22.20   | \$ 921.84                     |                 |
| Van Pelt, Raymond D  | 53-08-20-400-056.000-008 |        | 2               | N  | \$ 32,100              | \$ -                                 | \$ 32,100         | \$1.5437                              | \$2.2845                 | \$ 495.52          | \$ 821.32           | \$ 88.00   | \$ -   | \$ 237.80                               | \$ 325.80                                   | \$ -   | \$ -   | \$ 325.80                     |                 |
| Tolbert, Jacob & Hanna E   | 53-08-20-400-028.000-008 |        | 2               | N  | \$ 147,400             | \$ 94,840                            | \$ 52,560         | \$1.5437                              | \$2.2845                 | \$ 782.60          | \$ 798.25           | \$ -   | \$ -   | \$ 15.65                                | \$ 15.65                                    | \$ 69.36   | \$ 22.20   | \$ (75.91)                    |                 |
| Harlow Properties, LLC   | 53-08-16-300-002.000-008 | 2312   | 2               | N  | \$ 256,500             | \$ -                                 | \$ 256,500        | \$1.5437                              | \$2.2845                 | \$ 3,959.60        | \$ 6,562.88         | \$ 703.17  | \$ -   | \$ 1,900.12                             | \$ 2,603.28                                 | \$ 69.36   | \$ 14.76   | \$ 2,519.16                   |                 |
| Monroe County Community School Corporation                                       | 53-08-20-402-004.000-008 |        | 2               | N  | \$ -                   | \$ -                                 | \$ -              | \$1.5437                              | \$2.2845                 | \$ -               | \$ -                | \$ -   | \$ -   | \$ -                                    | \$ -  | \$ -   | \$ -   | \$ -                          |                 |
| Bailey, Donnetta Sue   | 53-08-20-400-098.000-008 |        | 2               | N  | \$ 73,800              | \$ -                                 | \$ 73,800         | \$1.5437                              | \$2.2845                 | \$ 1,139.24        | \$ 1,732.72         | \$ 185.65  | \$ -   | \$ 407.83                               | \$ 593.48                                   | \$ 69.36   | \$ 14.76   | \$ 509.36                     |                 |
| Quarterround LLC   | 53-08-20-400-034.000-008 | 2027   | 2               | N  | \$ 111,400             | \$ -                                 | \$ 111,400        | \$1.5437                              | \$2.2845                 | \$ 1,719.68        | \$ 2,615.51         | \$ 280.23  | \$ -   | \$ 615.60                               | \$ 895.83                                   | \$ 69.36   | \$ 14.76   | \$ 811.71                     |                 |
| Kinsler, Steven D & Dana H   | 53-08-29-100-016.000-008 | 2146   | 2               | N  | \$ 87,100              | \$ -                                 | \$ 87,100         | \$1.5437                              | \$2.2845                 | \$ 1,344.56        | \$ 2,044.98         | \$ 219.11  | \$ -   | \$ 481.32                               | \$ 700.42                                   | \$ 69.36   | \$ 14.76   | \$ 616.30                     |                 |
| Stancombe, Danielle T  | 53-08-21-200-046.000-008 |        | 2               | N  | \$ 131,500             | \$ 75,100                            | \$ 56,400         | \$1.5437                              | \$2.2845                 | \$ 840.04          | \$ 1,392.35         | \$ 149.18  | \$ -   | \$ 403.13                               | \$ 552.31                                   | \$ 69.36   | \$ 14.76   | \$ 468.19                     |                 |
| Farrell, George B & Marianne S   | 53-08-01-100-048.000-008 |        | 2               | N  | \$ 436,300             | \$ 200,045                           | \$ 236,255        | \$1.5437                              | \$2.2845                 | \$ 3,517.88        | \$ 4,831.43         | \$ 517.66  | \$ -   | \$ 795.89                               | \$ 1,315.55                                 | \$ 69.36   | \$ 22.20   | \$ 1,221.99                   |                 |
| Walsh, John F & Foutty , Jennifer L  | 53-08-11-101-004.000-008 |        | 2               | N  | \$ 27,100              | \$ -                                 | \$ 27,100         | \$1.5437                              | \$2.2845                 | \$ 418.34          | \$ 693.39           | \$ 74.29   | \$ -   | \$ 200.76                               | \$ 275.05                                   | \$ -   | \$ -   | \$ 275.05                     |                 |
| Williams, Carol Sue  | 53-08-01-400-095.000-008 | 2202   | 2               | N  | \$ 144,400             | \$ 3,000                             | \$ 141,400        | \$1.5437                              | \$2.2845                 | \$ 2,182.80        | \$ 3,387.07         | \$ 362.90  | \$ -   | \$ 841.37                               | \$ 1,204.27                                 | \$ 69.36   | \$ 22.20   | \$ 1,112.71                   |                 |
| Crichfield, Trevor & Micah   | 53-08-20-400-005.000-008 |        | 2               | N  | \$ 106,400             | \$ 66,490                            | \$ 39,910         | \$1.5437                              | \$2.2845                 | \$ 594.24          | \$ 984.93           | \$ 105.52  | \$ -   | \$ 285.16                               | \$ 390.69                                   | \$ 69.36   | \$ 22.20   | \$ 299.13                     |                 |
| Skiles, Jack E & Jill A Rogers   | 53-08-20-400-066.000-008 |        | 2               | N  | \$ 152,800             | \$ 85,415                            | \$ 67,385         | \$1.5437                              | \$2.2845                 | \$ 1,003.34        | \$ 1,663.00         | \$ 178.17  | \$ -   | \$ 481.49                               | \$ 659.66                                   | \$ 69.36   | \$ 14.76   | \$ 575.54                     |                 |
| Dyer, Ryan K   | 53-08-14-300-003.000-008 |        | 2               | N  | \$ 180,000             | \$ -                                 | \$ 180,000        | \$1.5437                              | \$2.2845                 | \$ 2,778.66        | \$ 4,262.18         | \$ 456.66  | \$ -   | \$ 1,026.86                             | \$ 1,483.52                                 | \$ -   | \$ -   | \$ 1,483.52                   |                 |
| Dyer, Randall W & Debra S  | 53-08-14-300-011.000-008 |        | 2               | N  | \$ 5,000               | \$ -                                 | \$ 5,000          | \$1.5437                              | \$2.2845                 | \$ 77.18           | \$ 127.93           | \$ 13.71   | \$ -   | \$ 37.04                                | \$ 50.75                                    | \$ -   | \$ -   | \$ 50.75                      |                 |
| Rose, David A & Young, Jacob Whitney & Joshua Seth Trust & Newsome, Jessica Lynn | 53-08-20-100-057.000-008 |        | 2               | N  | \$ 1,500               | \$ -                                 | \$ 1,500          | \$1.5437                              | \$2.2845                 | \$ 23.16           | \$ 38.38            | \$ 4.11  | \$ -   | \$ 11.11                                | \$ 15.22                                    | \$ -   | \$ -   | \$ 15.22                      |                 |
| Homenda, Nicholas M & Caitlin S  | 53-08-11-101-072.000-008 | 1481   | 2               | N  | \$ 159,000             | \$ 86,115                            | \$ 72,885         | \$1.5437                              | \$2.2845                 | \$ 1,086.38        | \$ 1,800.63         | \$ 192.92  | \$ -   | \$ 521.33                               | \$ 714.25                                   | \$ -   | \$ -   | \$ 714.25                     |                 |



# City of Bloomington



## Area #2: South-East Annexation Area - Tax Impacts Analysis

Note (1): This section shows the inc/(dec) in tax bills due to differences between township fire protection rates and the Monroe Fire Protection District fire rate

| Owner Name  | Parcel #                 | Waiver | Annexation Area | AG | 2020 Pay 2021 Gross AV | 2020 Pay 2021 Deductions /Exemptions | 2020 Pay 2021 NAV | Pre-Annex 2020 Pay 2021 Prop Tax Rate | Post-Annex Prop Tax Rate | Pre-Annex Tax Bill | Post-Annex Tax Bill | Net Tax Bill Increase Due Solely to AV Growth (12% Aggregate over 4 years) | Net Tax Bill Increase Due to Difference Between Fire Rates (1) | Net Tax Bill Increase Due to Annexation | Total Post-Annexation Net Tax Bill Increase | Benefit 1 Yearly Sewer Bill Savings (@ 4000 Gal/Month) | Benefit 2 Yearly Fire Protection (Water Surcharge) Savings | Post-Annex Tax Bill Inc/(Dec) Net of Benefits |
|---|--------------------------|--------|-----------------|----|------------------------|--------------------------------------|-------------------|---------------------------------------|--------------------------|--------------------|---------------------|--|--|---|---|--|--|---|
| Axson, Carolyn  | 53-08-14-300-016.000-008 |        | 2               | N  | \$ 111,100             | \$ -                                 | \$ 111,100        | \$1.5437                              | \$2.2845                 | \$ 1,715.04        | \$ 2,608.47         | \$ 279.48  | \$ -   | \$ 613.95                               | \$ 893.43                                   | \$ -   | \$ -   | \$ 893.43                                     |
| Maze, Mallory Morgan & Brandon James; Maze, Mark T            | 53-08-11-101-012.000-008 | 1340   | 2               | N  | \$ 163,000             | \$ 89,300                            | \$ 73,700         | \$1.5437                              | \$2.2845                 | \$ 1,097.36        | \$ 1,818.85         | \$ 194.88  | \$ -   | \$ 526.61                               | \$ 721.49                                   | \$ -   | \$ -   | \$ 721.49                                     |
| Little, Matthew J   | 53-08-11-101-056.000-008 | 1339   | 2               | N  | \$ 169,500             | \$ 91,575                            | \$ 77,925         | \$1.5437                              | \$2.2845                 | \$ 1,160.28        | \$ 1,923.12         | \$ 206.05  | \$ -   | \$ 556.79                               | \$ 762.84                                   | \$ -   | \$ -   | \$ 762.84                                     |
| Cuddy, Duangnapa  | 53-08-11-101-079.000-008 | 1338   | 2               | N  | \$ 40,200              | \$ 3,000                             | \$ 37,200         | \$1.5437                              | \$2.2845                 | \$ 574.26          | \$ 951.81           | \$ 101.98  | \$ -   | \$ 275.57                               | \$ 377.55                                   | \$ -   | \$ -   | \$ 377.55                                     |
| Brummett, Heather A   | 53-08-11-101-030.000-008 | 1337   | 2               | N  | \$ 115,500             | \$ 72,500                            | \$ 43,000         | \$1.5437                              | \$2.2845                 | \$ 640.24          | \$ 1,061.19         | \$ 113.70  | \$ -   | \$ 307.25                               | \$ 420.95                                   | \$ -   | \$ -   | \$ 420.95                                     |
| Bloomington Mnthly Mtg Of The Relig Society Of Friends        | 53-08-11-101-035.000-008 |        | 2               | N  | \$ 7,100               | \$ 7,100                             | \$ -              | \$1.5437                              | \$2.2845                 | \$ -               | \$ -                | \$ -   | \$ -   | \$ -                                    | \$ -  | \$ -   | \$ -   | \$ -  |
| Wenning, Adam   | 53-08-11-101-028.000-008 | 1341   | 2               | N  | \$ 166,600             | \$ 90,560                            | \$ 76,040         | \$1.5437                              | \$2.2845                 | \$ 1,132.20        | \$ 1,876.60         | \$ 201.07  | \$ -   | \$ 543.33                               | \$ 744.40                                   | \$ -   | \$ -   | \$ 744.40                                     |
| Old 37 LLC  | 53-08-21-200-061.000-008 |        | 2               | N  | \$ 165,600             | \$ -                                 | \$ 165,600        | \$1.5437                              | \$2.2845                 | \$ 2,556.36        | \$ 3,888.05         | \$ 416.58  | \$ -   | \$ 915.11                               | \$ 1,331.69                                 | \$ 69.36   | \$ 14.76   | \$ 1,247.57                                   |
| Logsdon, Robert J Living Trust w/life estate                  | 53-08-20-400-077.000-008 |        | 2               | N  | \$ 67,400              | \$ -                                 | \$ 67,400         | \$1.5437                              | \$2.2845                 | \$ 1,040.46        | \$ 1,688.90         | \$ 180.95  | \$ -   | \$ 467.48                               | \$ 648.44                                   | \$ 69.36   | \$ 14.76   | \$ 564.32                                     |
| Tate, Debbie Rae & Travis                                     | 53-08-23-100-009.000-008 |        | 2               | N  | \$ 7,500               | \$ -                                 | \$ 7,500          | \$1.5437                              | \$2.2845                 | \$ 115.78          | \$ 191.90           | \$ 20.56   | \$ -   | \$ 55.56                                | \$ 76.12                                    | \$ -   | \$ -   | \$ 76.12                                      |
| Reed, Cameron E   | 53-08-21-300-026.000-008 |        | 2               | N  | \$ 137,600             | \$ 76,630                            | \$ 60,970         | \$1.5437                              | \$2.2845                 | \$ 912.10          | \$ 1,511.76         | \$ 161.97  | \$ -   | \$ 437.69                               | \$ 599.66                                   | \$ 69.36   | \$ 14.76   | \$ 515.54                                     |
| Summitt, Larry D. & Linda                                     | 53-08-20-402-007.000-008 |        | 2               | N  | \$ 164,600             | \$ 89,020                            | \$ 75,580         | \$1.5437                              | \$2.2845                 | \$ 1,125.36        | \$ 1,865.25         | \$ 199.86  | \$ -   | \$ 540.04                               | \$ 739.89                                   | \$ 69.36   | \$ 22.20   | \$ 648.33                                     |
| Underwood, Jason L & April D                                  | 53-08-16-400-006.000-008 |        | 2               | N  | \$ 116,500             | \$ -                                 | \$ 116,500        | \$1.5437                              | \$2.2845                 | \$ 1,798.40        | \$ 2,735.25         | \$ 293.06  | \$ -   | \$ 643.79                               | \$ 936.85                                   | \$ -   | \$ -   | \$ 936.85                                     |
| Ankrom, Marcia K.   | 53-08-21-301-062.000-008 |        | 2               | N  | \$ 100,800             | \$ 78,530                            | \$ 22,270         | \$1.5437                              | \$2.2845                 | \$ 272.16          | \$ 277.60           | \$ -   | \$ -   | \$ 5.44                                 | \$ 5.44                                     | \$ 69.36   | \$ 14.76   | \$ (78.68)                                    |
| Powers, Kerry J & Stephanie                                   | 53-08-01-100-019.000-008 |        | 2               | N  | \$ 308,200             | \$ 118,220                           | \$ 189,980        | \$1.5437                              | \$2.2845                 | \$ 2,858.28        | \$ 4,375.37         | \$ 468.80  | \$ -   | \$ 1,048.29                             | \$ 1,517.09                                 | \$ 69.36   | \$ 14.76   | \$ 1,432.97                                   |
| Powers, Kerry J & Robertson , Stephanie                       | 53-08-01-100-023.000-008 |        | 2               | N  | \$ 29,800              | \$ -                                 | \$ 29,800         | \$1.5437                              | \$2.2845                 | \$ 460.02          | \$ 762.47           | \$ 81.69   | \$ -   | \$ 220.76                               | \$ 302.45                                   | \$ -   | \$ -   | \$ 302.45                                     |
| Powers, Kerry J & Stephanie                                   | 53-08-01-100-066.000-008 |        | 2               | N  | \$ 4,000               | \$ -                                 | \$ 4,000          | \$1.5437                              | \$2.2845                 | \$ 61.76           | \$ 102.35           | \$ 10.97   | \$ -   | \$ 29.62                                | \$ 40.59                                    | \$ -   | \$ -   | \$ 40.59                                      |
| Seiffert, Erica M   | 53-08-21-200-054.000-008 |        | 2               | N  | \$ 93,200              | \$ 59,830                            | \$ 33,370         | \$1.5437                              | \$2.2845                 | \$ 503.10          | \$ 833.87           | \$ 89.33   | \$ -   | \$ 241.43                               | \$ 330.77                                   | \$ 69.36   | \$ 14.76   | \$ 246.65                                     |
| Cascio, Matthew V   | 53-01-42-309-006.000-008 |        | 2               | N  | \$ 111,700             | \$ -                                 | \$ 111,700        | \$1.5437                              | \$2.2845                 | \$ 1,724.32        | \$ 2,622.56         | \$ 280.99  | \$ -   | \$ 617.25                               | \$ 898.24                                   | \$ -   | \$ -   | \$ 898.24                                     |
| Cascio, Matthew V   | 53-01-42-309-007.000-008 |        | 2               | N  | \$ 111,600             | \$ -                                 | \$ 111,600        | \$1.5437                              | \$2.2845                 | \$ 1,722.76        | \$ 2,620.21         | \$ 280.74  | \$ -   | \$ 616.71                               | \$ 897.45                                   | \$ -   | \$ -   | \$ 897.45                                     |
| Cascio, Matthew V   | 53-01-42-309-008.000-008 |        | 2               | N  | \$ 111,700             | \$ -                                 | \$ 111,700        | \$1.5437                              | \$2.2845                 | \$ 1,724.32        | \$ 2,622.56         | \$ 280.99  | \$ -   | \$ 617.25                               | \$ 898.24                                   | \$ -   | \$ -   | \$ 898.24                                     |
| Cascio, Matthew V   | 53-01-42-309-009.000-008 |        | 2               | N  | \$ 111,600             | \$ -                                 | \$ 111,600        | \$1.5437                              | \$2.2845                 | \$ 1,722.76        | \$ 2,620.21         | \$ 280.74  | \$ -   | \$ 616.71                               | \$ 897.45                                   | \$ -   | \$ -   | \$ 897.45                                     |
| Cascio, Matthew V   | 53-01-42-309-010.000-008 |        | 2               | N  | \$ 111,700             | \$ -                                 | \$ 111,700        | \$1.5437                              | \$2.2845                 | \$ 1,724.32        | \$ 2,622.56         | \$ 280.99  | \$ -   | \$ 617.25                               | \$ 898.24                                   | \$ -   | \$ -   | \$ 898.24                                     |
| Cascio, Matthew V   | 53-01-42-309-011.000-008 |        | 2               | N  | \$ 108,300             | \$ -                                 | \$ 108,300        | \$1.5437                              | \$2.2845                 | \$ 1,671.84        | \$ 2,551.37         | \$ 273.36  | \$ -   | \$ 606.17                               | \$ 879.53                                   | \$ -   | \$ -   | \$ 879.53                                     |
| Cascio, Matthew V & Lorelei                                   | 53-01-42-310-000.000-008 |        | 2               | N  | \$ -                   | \$ -                                 | \$ -              | \$1.5437                              | \$2.2845                 | \$ -               | \$ -                | \$ -   | \$ -   | \$ -                                    | \$ -  | \$ -   | \$ -   | \$ -  |
| Ratliff, Mary Burch   | 53-08-11-101-048.000-008 |        | 2               | N  | \$ 27,100              | \$ -                                 | \$ 27,100         | \$1.5437                              | \$2.2845                 | \$ 418.34          | \$ 693.39           | \$ 74.29   | \$ -   | \$ 200.76                               | \$ 275.05                                   | \$ -   | \$ -   | \$ 275.05                                     |
| Ratliff, Mary Burch   | 53-08-11-101-049.000-008 |        | 2               | N  | \$ 27,100              | \$ -                                 | \$ 27,100         | \$1.5437                              | \$2.2845                 | \$ 418.34          | \$ 693.39           | \$ 74.29   | \$ -   | \$ 200.76                               | \$ 275.05                                   | \$ -   | \$ -   | \$ 275.05                                     |
| Ratliff, Mary Burch   | 53-08-11-101-021.000-008 |        | 2               | N  | \$ 27,100              | \$ -                                 | \$ 27,100         | \$1.5437                              | \$2.2845                 | \$ 418.34          | \$ 693.39           | \$ 74.29   | \$ -   | \$ 200.76                               | \$ 275.05                                   | \$ -   | \$ -   | \$ 275.05                                     |
| Ratliff, Mary Burch   | 53-08-11-101-032.000-008 |        | 2               | N  | \$ 27,100              | \$ -                                 | \$ 27,100         | \$1.5437                              | \$2.2845                 | \$ 418.34          | \$ 693.39           | \$ 74.29   | \$ -   | \$ 200.76                               | \$ 275.05                                   | \$ -   | \$ -   | \$ 275.05                                     |
| Ratliff, Mary Burch   | 53-08-11-101-023.000-008 |        | 2               | N  | \$ 27,100              | \$ -                                 | \$ 27,100         | \$1.5437                              | \$2.2845                 | \$ 418.34          | \$ 693.39           | \$ 74.29   | \$ -   | \$ 200.76                               | \$ 275.05                                   | \$ -   | \$ -   | \$ 275.05                                     |
| Welch, Rhonda J   | 53-08-21-200-135.000-008 |        | 2               | N  | \$ 149,700             | \$ 78,205                            | \$ 71,495         | \$1.5437                              | \$2.2845                 | \$ 1,072.96        | \$ 1,778.38         | \$ 190.53  | \$ -   | \$ 514.89                               | \$ 705.42                                   | \$ 69.36   | \$ 22.20   | \$ 613.86                                     |
| Merida, Brenda; w/l/e Merida, Lou Agnes                       | 53-08-20-400-035.000-008 |        | 2               | N  | \$ 108,700             | \$ 79,965                            | \$ 28,735         | \$1.5437                              | \$2.2845                 | \$ 179.76          | \$ 183.36           | \$ -   | \$ -   | \$ 3.60                                 | \$ 3.60                                     | \$ 69.36   | \$ 14.76   | \$ (80.52)                                    |
| Mikesell, John L & Karen R                                    | 53-08-01-400-176.000-008 |        | 2               | Y  | \$ 140,000             | \$ -                                 | \$ 140,000        | \$1.5437                              | \$2.2845                 | \$ 2,161.18        | \$ 2,161.18         | \$ 1,155.75  | \$ -   | \$ -                                    | \$ 1,155.75                                 | \$ -   | \$ -   | \$ 1,155.75                                   |
| Gentry Estates Dev Co Inc                                     | 53-01-42-168-002.000-008 |        | 2               | N  | \$ -                   | \$ -                                 | \$ -              | \$1.5437                              | \$2.2845                 | \$ -               | \$ -                | \$ -   | \$ -   | \$ -                                    | \$ -  | \$ -   | \$ -   | \$ -  |
| Crosser, Alan J & Karen D                                     | 53-08-01-400-134.172-008 | 2231   | 2               | N  | \$ 416,400             | \$ 177,990                           | \$ 238,410        | \$1.5437                              | \$2.2845                 | \$ 3,549.84        | \$ 4,920.82         | \$ 527.23  | \$ -   | \$ 843.75                               | \$ 1,370.98                                 | \$ 69.36   | \$ 22.20   | \$ 1,279.42                                   |
| Hunt, Thomas Dana & Wiedke Tamara Dirks-Hunt                  | 53-08-01-400-134.173-008 | 2231   | 2               | N  | \$ 477,700             | \$ 196,095                           | \$ 281,605        | \$1.5437                              | \$2.2845                 | \$ 4,193.54        | \$ 5,667.28         | \$ 607.22  | \$ -   | \$ 866.53                               | \$ 1,473.74                                 | \$ 69.36   | \$ 22.20   | \$ 1,382.18                                   |
| Li, Liang-Shi; Chen, Xi                                       | 53-08-01-400-134.174-008 | 2231   | 2               | N  | \$ 460,200             | \$ 193,320                           | \$ 266,880        | \$1.5437                              | \$2.2845                 | \$ 3,973.76        | \$ 5,442.09         | \$ 583.09  | \$ -   | \$ 885.25                               | \$ 1,468.33                                 | \$ 69.36   | \$ 22.20   | \$ 1,376.77                                   |
| Lindner, James R & Brianna K Giarratano                       | 53-08-01-400-134.175-008 | 2231   | 2               | N  | \$ 608,600             | \$ 245,260                           | \$ 363,340        | \$1.5437                              | \$2.2845                 | \$ 5,410.00        | \$ 7,208.21         | \$ 772.31  | \$ -   | \$ 1,025.90                             | \$ 1,798.21                                 | \$ 69.36   | \$ 37.08   | \$ 1,691.77                                   |
| Grazzini, Stephen C & Maho S                                  | 53-08-01-400-134.176-008 | 2232   | 2               | N  | \$ 470,900             | \$ 197,065                           | \$ 273,835        | \$1.5437                              | \$2.2845                 | \$ 4,077.30        | \$ 5,569.42         | \$ 596.72  | \$ -   | \$ 895.40                               | \$ 1,492.12                                 | \$ 69.36   | \$ 22.20   | \$ 1,400.56                                   |
| Grazzini, Stephen   | 53-08-01-400-134.177-008 | 2232   | 2               | N  | \$ 62,500              | \$ -                                 | \$ 62,500         | \$1.5437                              | \$2.2845                 | \$ 964.80          | \$ 1,599.14         | \$ 171.34  | \$ -   | \$ 463.01                               | \$ 634.34                                   | \$ -   | \$ -   | \$ 634.34                                     |
| Thiel, Peter & Rayette  | 53-08-01-400-134.178-008 | 2232   | 2               | N  | \$ 464,600             | \$ 194,860                           | \$ 269,740        | \$1.5437                              | \$2.2845                 | \$ 4,016.32        | \$ 5,494.45         | \$ 588.69  | \$ -   | \$ 889.44                               | \$ 1,478.13                                 | \$ 69.36   | \$ 22.20   | \$ 1,386.57                                   |
| Tate, David M & Benna K                                       | 53-08-01-400-134.179-008 | 2232   | 2               | N  | \$ 464,400             | \$ 191,790                           | \$ 272,610        | \$1.5437                              | \$2.2845                 | \$ 4,059.06        | \$ 5,495.30         | \$ 588.78  | \$ -   | \$ 847.46                               | \$ 1,436.24                                 | \$ 69.36   | \$ 22.20   | \$ 1,344.68                                   |
| Viers, Christopher James & Viers, Keri Melynn Revocable Trust | 53-08-01-400-134.180-008 | 2233   | 2               | N  | \$ 431,600             | \$ 183,310                           | \$ 248,290        | \$1.5437                              | \$2.2845                 | \$ 3,696.94        | \$ 5,101.72         | \$ 546.62  | \$ -   | \$ 858.16                               | \$ 1,404.78                                 | \$ 69.36   | \$ 22.20   | \$ 1,313.22                                   |

# City of Bloomington

## Area #2: South-East Annexation Area - Tax Impacts Analysis



Note (1): This section shows the inc/(dec) in tax bills due to differences between township fire protection rates and the Monroe Fire Protection District fire rate

| Owner Name  | Parcel #                 | Waiver | Annexation Area | AG | 2020 Pay 2021 Gross AV | 2020 Pay 2021 Deductions /Exemptions | 2020 Pay 2021 NAV | Pre-Annex 2020 Pay 2021 Prop Tax Rate | Post-Annex Prop Tax Rate | Pre-Annex Tax Bill | Post-Annex Tax Bill | Net Tax Bill Increase Due Solely to AV Growth (12% Aggregate over 4 years) | Net Tax Bill Increase Due to Difference Between Fire Rates (1) | Net Tax Bill Increase Due to Annexation | Total Post-Annexation Net Tax Bill Increase | Benefit 1 Yearly Sewer Bill Savings (@ 4000 Gal/Month) | Benefit 2 Yearly Fire Protection (Water Surcharge) Savings | Post-Annex Tax Bill Inc/(Dec) | Net of Benefits |
|---|--------------------------|--------|-----------------|----|------------------------|--------------------------------------|-------------------|---------------------------------------|--------------------------|--------------------|---------------------|--|--|---|---|--|--|-------------------------------|-----------------|
| Coyner, Kenneth & Crawford, Erika Revocable Trust                 | 53-08-01-400-134.181-008 | 2233   | 2               | N  | \$ 406,500             | \$ 174,525                           | \$ 231,975        | \$ 1.5437                             | \$ 2.2845                | \$ 3,454.02        | \$ 4,803.00         | \$ 514.61  | \$ -   | \$ 834.37                               | \$ 1,348.98                                 | \$ 69.36   | \$ 22.20   | \$ 1,257.42                   |                 |
| Stoddard, Raymond A & Sharon L Revocable Living Trust             | 53-08-14-100-008.000-008 |        | 2               | N  | \$ 341,800             | \$ 144,505                           | \$ 197,295        | \$ 1.5437                             | \$ 2.2845                | \$ 2,944.48        | \$ 4,207.29         | \$ 450.77  | \$ -   | \$ 812.04                               | \$ 1,262.81                                 | \$ -   | \$ -   | \$ 1,262.81                   |                 |
| Shahbahrami, Frank Bradley  | 53-01-42-332-000.000-008 |        | 2               | N  | \$ 117,200             | \$ -                                 | \$ 117,200        | \$ 1.5437                             | \$ 2.2845                | \$ 1,809.22        | \$ 2,998.71         | \$ 321.29  | \$ -   | \$ 868.20                               | \$ 1,189.49                                 | \$ -   | \$ -   | \$ 1,189.49                   |                 |
| Quarterround LLC  | 53-08-20-400-029.000-008 | 2027   | 2               | N  | \$ 133,500             | \$ -                                 | \$ 133,500        | \$ 1.5437                             | \$ 2.2845                | \$ 2,060.84        | \$ 3,134.39         | \$ 335.83  | \$ -   | \$ 737.72                               | \$ 1,073.55                                 | \$ 69.36   | \$ 22.20   | \$ 981.99                     |                 |
| Monroe, Lodge 22f & Am  | 53-08-21-200-052.000-008 |        | 2               | N  | \$ 542,800             | \$ 542,800                           | \$ -              | \$ 1.5437                             | \$ 2.2845                | \$ -               | \$ -                | \$ -   | \$ -   | \$ -                                    | \$ -  | \$ 69.36   | \$ 22.20   | \$ (91.56)                    |                 |
| AFH Properties LLC  | 53-08-21-200-142.000-008 |        | 2               | N  | \$ 144,500             | \$ -                                 | \$ 144,500        | \$ 1.5437                             | \$ 2.2845                | \$ 2,230.64        | \$ 3,697.22         | \$ 396.13  | \$ -   | \$ 1,070.45                             | \$ 1,466.58                                 | \$ -   | \$ -   | \$ 1,466.58                   |                 |
| Chambers, Benjamin M & Brenda L                                   | 53-08-21-200-145.000-008 |        | 2               | N  | \$ 546,300             | \$ 163,125                           | \$ 383,175        | \$ 1.5437                             | \$ 2.2845                | \$ 5,795.00        | \$ 8,433.84         | \$ 903.63  | \$ -   | \$ 1,735.22                             | \$ 2,638.84                                 | \$ -   | \$ -   | \$ 2,638.84                   |                 |
| Ozcelik, Oner & Teuta   | 53-08-14-106-012.000-008 |        | 2               | N  | \$ 263,900             | \$ 122,375                           | \$ 141,525        | \$ 1.5437                             | \$ 2.2845                | \$ 2,109.12        | \$ 3,119.97         | \$ 334.28  | \$ -   | \$ 676.57                               | \$ 1,010.85                                 | \$ -   | \$ -   | \$ 1,010.85                   |                 |
| Nicholson, Donald L   | 53-08-21-200-050.000-008 |        | 2               | N  | \$ 89,800              | \$ -                                 | \$ 89,800         | \$ 1.5437                             | \$ 2.2845                | \$ 1,386.24        | \$ 2,108.37         | \$ 225.90  | \$ -   | \$ 496.24                               | \$ 722.13                                   | \$ 69.36   | \$ 22.20   | \$ 630.57                     |                 |
| Pettay, Lee   | 53-08-21-100-071.000-008 | 2319   | 2               | N  | \$ 295,400             | \$ 125,245                           | \$ 170,155        | \$ 1.5437                             | \$ 2.2845                | \$ 2,548.16        | \$ 3,813.73         | \$ 408.62  | \$ -   | \$ 856.95                               | \$ 1,265.57                                 | \$ -   | \$ -   | \$ 1,265.57                   |                 |
| Bridlewood Dev Group LLC  | 53-08-21-100-039.000-008 | 2298   | 2               | N  | \$ -                   | \$ -                                 | \$ -              | \$ 1.5437                             | \$ 2.2845                | \$ -               | \$ -                | \$ -   | \$ -   | \$ -                                    | \$ -  | \$ -   | \$ -   | \$ -                          |                 |
| Ast, Eric G & Sonja   | 53-08-21-100-151.000-008 |        | 2               | N  | \$ -                   | \$ -                                 | \$ -              | \$ 1.5437                             | \$ 2.2845                | \$ -               | \$ -                | \$ -   | \$ -   | \$ -                                    | \$ -  | \$ -   | \$ -   | \$ -                          |                 |
| Ast, Eric G & Sonja   | 53-08-21-100-069.000-008 |        | 2               | N  | \$ 120,800             | \$ 3,000                             | \$ 117,800        | \$ 1.5437                             | \$ 2.2845                | \$ 1,818.48        | \$ 3,014.07         | \$ 322.94  | \$ -   | \$ 872.65                               | \$ 1,195.59                                 | \$ -   | \$ -   | \$ 1,195.59                   |                 |
| Cornelius, Matthew R  | 53-08-21-100-081.000-008 | 1915   | 2               | N  | \$ 512,300             | \$ 211,555                           | \$ 300,745        | \$ 1.5437                             | \$ 2.2845                | \$ 4,477.98        | \$ 6,062.12         | \$ 649.51  | \$ -   | \$ 934.64                               | \$ 1,584.14                                 | \$ 69.36   | \$ 22.20   | \$ 1,492.58                   |                 |
| Byers, Kendall A & John E   | 53-08-21-100-072.000-008 | 2462   | 2               | N  | \$ 607,000             | \$ 242,845                           | \$ 364,155        | \$ 1.5437                             | \$ 2.2845                | \$ 5,423.40        | \$ 7,188.18         | \$ 770.17  | \$ -   | \$ 994.61                               | \$ 1,764.78                                 | \$ -   | \$ -   | \$ 1,764.78                   |                 |
| Fielding, George & Jo Ellen                                       | 53-08-01-400-134.182-008 | 2233   | 2               | N  | \$ 469,400             | \$ 193,540                           | \$ 275,860        | \$ 1.5437                             | \$ 2.2845                | \$ 4,107.44        | \$ 5,554.81         | \$ 595.15  | \$ -   | \$ 852.21                               | \$ 1,447.37                                 | \$ 69.36   | \$ 22.20   | \$ 1,355.81                   |                 |
| Fielding, George & Jo Ellen                                       | 53-08-01-400-134.183-008 | 2233   | 2               | N  | \$ 90,000              | \$ -                                 | \$ 90,000         | \$ 1.5437                             | \$ 2.2845                | \$ 1,389.32        | \$ 2,302.77         | \$ 246.72  | \$ -   | \$ 666.72                               | \$ 913.45                                   | \$ -   | \$ -   | \$ 913.45                     |                 |
| Barnes Drive LLC  | 53-08-01-400-134.184-008 | 2234   | 2               | N  | \$ 481,600             | \$ 197,810                           | \$ 283,790        | \$ 1.5437                             | \$ 2.2845                | \$ 4,225.52        | \$ 5,700.01         | \$ 610.72  | \$ -   | \$ 863.77                               | \$ 1,474.49                                 | \$ 69.36   | \$ 22.20   | \$ 1,382.93                   |                 |
| Clark, John D & Schwier, Carrie L                                 | 53-08-01-400-134.185-008 | 2234   | 2               | N  | \$ 526,800             | \$ 216,630                           | \$ 310,170        | \$ 1.5437                             | \$ 2.2845                | \$ 4,618.32        | \$ 6,234.69         | \$ 668.00  | \$ -   | \$ 948.37                               | \$ 1,616.37                                 | \$ 69.36   | \$ 22.20   | \$ 1,524.81                   |                 |
| Holcomb, Kimra D  | 53-08-01-400-134.186-008 | 2234   | 2               | N  | \$ 589,500             | \$ 235,575                           | \$ 353,925        | \$ 1.5437                             | \$ 2.2845                | \$ 5,269.80        | \$ 6,984.13         | \$ 748.30  | \$ -   | \$ 966.03                               | \$ 1,714.33                                 | \$ 69.36   | \$ 22.20   | \$ 1,622.77                   |                 |
| Meier, Allen W Revocable Trust & Meier, Angela F Revocable Trust  | 53-08-01-400-134.187-008 | 2234   | 2               | N  | \$ 574,600             | \$ 233,010                           | \$ 341,590        | \$ 1.5437                             | \$ 2.2845                | \$ 5,086.14        | \$ 6,792.75         | \$ 727.80  | \$ -   | \$ 978.81                               | \$ 1,706.61                                 | \$ 69.36   | \$ 22.20   | \$ 1,615.05                   |                 |
| Yan, Ge & Zhang, Jingjing   | 53-08-21-100-066.000-008 | 1915   | 2               | N  | \$ 492,900             | \$ 201,765                           | \$ 291,135        | \$ 1.5437                             | \$ 2.2845                | \$ 4,334.88        | \$ 5,834.48         | \$ 625.12  | \$ -   | \$ 874.48                               | \$ 1,499.60                                 | \$ 69.36   | \$ 22.20   | \$ 1,408.04                   |                 |
| Dustin, John U  | 53-08-21-100-115.000-008 | 1915   | 2               | N  | \$ 544,800             | \$ 219,930                           | \$ 324,870        | \$ 1.5437                             | \$ 2.2845                | \$ 4,837.20        | \$ 6,452.14         | \$ 691.29  | \$ -   | \$ 923.65                               | \$ 1,614.94                                 | \$ 69.36   | \$ 22.20   | \$ 1,523.38                   |                 |
| Turner, Cicely C & Nathan Edward                                  | 53-08-15-400-002.000-008 |        | 2               | N  | \$ 229,700             | \$ 137,430                           | \$ 92,270         | \$ 1.5437                             | \$ 2.2845                | \$ 1,373.86        | \$ 2,277.12         | \$ 243.97  | \$ -   | \$ 659.29                               | \$ 903.26                                   | \$ -   | \$ -   | \$ 903.26                     |                 |
| Lampke, David & Tina Tuley- Lampke                                | 53-08-21-200-051.000-008 |        | 2               | N  | \$ 186,300             | \$ 71,135                            | \$ 115,165        | \$ 1.5437                             | \$ 2.2845                | \$ 1,754.28        | \$ 2,780.57         | \$ 297.92  | \$ -   | \$ 728.37                               | \$ 1,026.29                                 | \$ 69.36   | \$ 14.76   | \$ 942.17                     |                 |
| Haney, Michell & Timothy  | 53-08-21-200-067.000-008 |        | 2               | N  | \$ 102,400             | \$ -                                 | \$ 102,400        | \$ 1.5437                             | \$ 2.2845                | \$ 1,580.76        | \$ 2,418.96         | \$ 259.17  | \$ -   | \$ 579.02                               | \$ 838.20                                   | \$ 69.36   | \$ 14.76   | \$ 754.08                     |                 |
| Harden, Virgil; Harden , Rose; Harden , Goldie;c / O Houshour , C | 53-08-23-100-007.000-008 |        | 2               | N  | \$ 116,100             | \$ 41,070                            | \$ 75,030         | \$ 1.5437                             | \$ 2.2845                | \$ 1,150.34        | \$ 1,801.69         | \$ 193.05  | \$ -   | \$ 458.30                               | \$ 651.35                                   | \$ -   | \$ -   | \$ 651.35                     |                 |
| Wang, Chuhua & Chen, Cheng  | 53-08-14-200-040.004-008 | 2029   | 2               | N  | \$ 183,200             | \$ 93,370                            | \$ 89,830         | \$ 1.5437                             | \$ 2.2845                | \$ 1,337.54        | \$ 2,148.74         | \$ 230.23  | \$ -   | \$ 580.97                               | \$ 811.20                                   | \$ 69.36   | \$ 22.20   | \$ 719.64                     |                 |
| Tian, Ye  | 53-08-14-200-040.005-008 | 2029   | 2               | N  | \$ 154,800             | \$ -                                 | \$ 154,800        | \$ 1.5437                             | \$ 2.2845                | \$ 2,389.64        | \$ 3,634.48         | \$ 389.41  | \$ -   | \$ 855.43                               | \$ 1,244.84                                 | \$ 69.36   | \$ 22.20   | \$ 1,153.28                   |                 |
| BBR Management LLC  | 53-08-14-200-040.006-008 | 2029   | 2               | N  | \$ 163,900             | \$ -                                 | \$ 163,900        | \$ 1.5437                             | \$ 2.2845                | \$ 2,530.12        | \$ 3,848.14         | \$ 412.30  | \$ -   | \$ 905.72                               | \$ 1,318.02                                 | \$ 69.36   | \$ 22.20   | \$ 1,226.46                   |                 |
| New, David F & Misty R  | 53-08-14-200-040.007-008 | 2029   | 2               | N  | \$ 180,100             | \$ 95,285                            | \$ 84,815         | \$ 1.5437                             | \$ 2.2845                | \$ 1,262.86        | \$ 2,093.15         | \$ 224.27  | \$ -   | \$ 606.02                               | \$ 830.29                                   | \$ 69.36   | \$ 22.20   | \$ 738.73                     |                 |
| Thomas, James E   | 53-08-14-200-040.008-008 | 2029   | 2               | N  | \$ 183,200             | \$ -                                 | \$ 183,200        | \$ 1.5437                             | \$ 2.2845                | \$ 2,828.06        | \$ 4,301.27         | \$ 460.85  | \$ -   | \$ 1,012.36                             | \$ 1,473.21                                 | \$ 69.36   | \$ 22.20   | \$ 1,381.65                   |                 |
| Bonine, Michael L & Karol M                                       | 53-08-14-200-040.009-008 | 2029   | 2               | N  | \$ 154,800             | \$ 83,430                            | \$ 71,370         | \$ 1.5437                             | \$ 2.2845                | \$ 1,062.68        | \$ 1,761.33         | \$ 188.71  | \$ -   | \$ 509.94                               | \$ 698.65                                   | \$ 69.36   | \$ 22.20   | \$ 607.09                     |                 |
| Cheng, Albert H & Doris   | 53-08-14-200-040.010-008 | 2029   | 2               | N  | \$ 159,600             | \$ -                                 | \$ 159,600        | \$ 1.5437                             | \$ 2.2845                | \$ 2,463.76        | \$ 3,747.18         | \$ 401.48  | \$ -   | \$ 881.93                               | \$ 1,283.42                                 | \$ 69.36   | \$ 22.20   | \$ 1,191.86                   |                 |
| Cross, Dionne I   | 53-08-14-200-040.011-008 | 2029   | 2               | N  | \$ 159,600             | \$ 3,000                             | \$ 156,600        | \$ 1.5437                             | \$ 2.2845                | \$ 2,417.44        | \$ 3,743.94         | \$ 401.14  | \$ -   | \$ 925.37                               | \$ 1,326.50                                 | \$ 69.36   | \$ 22.20   | \$ 1,234.94                   |                 |
| Disque, Donna L   | 53-08-14-200-040.012-008 | 2029   | 2               | N  | \$ 162,900             | \$ 89,265                            | \$ 73,635         | \$ 1.5437                             | \$ 2.2845                | \$ 1,096.40        | \$ 1,817.23         | \$ 194.70  | \$ -   | \$ 526.13                               | \$ 720.83                                   | \$ 69.36   | \$ 22.20   | \$ 629.27                     |                 |
| Townhomes on the Green LLC  | 53-08-14-200-040.013-008 | 2029   | 2               | N  | \$ 167,500             | \$ -                                 | \$ 167,500        | \$ 1.5437                             | \$ 2.2845                | \$ 2,585.70        | \$ 3,932.66         | \$ 421.36  | \$ -   | \$ 925.60                               | \$ 1,346.96                                 | \$ 69.36   | \$ 22.20   | \$ 1,255.40                   |                 |
| Thomas, Beena   | 53-08-14-200-040.014-008 | 2029   | 2               | N  | \$ 180,100             | \$ -                                 | \$ 180,100        | \$ 1.5437                             | \$ 2.2845                | \$ 2,780.20        | \$ 4,228.49         | \$ 453.05  | \$ -   | \$ 995.24                               | \$ 1,448.29                                 | \$ 69.36   | \$ 22.20   | \$ 1,356.73                   |                 |
| Kasa, Muhammad Nubli Mohd   | 53-08-14-200-040.015-008 | 2029   | 2               | N  | \$ 183,200             | \$ 96,370                            | \$ 86,830         | \$ 1.5437                             | \$ 2.2845                | \$ 1,292.86        | \$ 2,142.89         | \$ 229.60  | \$ -   | \$ 620.42                               | \$ 850.03                                   | \$ 69.36   | \$ 22.20   | \$ 758.47                     |                 |
| Pankavich, Stephen D  | 53-08-14-200-040.016-008 | 2029   | 2               | N  | \$ 162,900             | \$ -                                 | \$ 162,900        | \$ 1.5437                             | \$ 2.2845                | \$ 2,514.68        | \$ 3,824.66         | \$ 409.78  | \$ -   | \$ 900.19                               | \$ 1,309.98                                 | \$ 69.36   | \$ 22.20   | \$ 1,218.42                   |                 |
| BBR Management LLC  | 53-08-14-200-040.017-008 | 2029   | 2               | N  | \$ 164,300             | \$ -                                 | \$ 164,300        | \$ 1.5437                             | \$ 2.2845                | \$ 2,536.30        | \$ 3,857.53         | \$ 413.31  | \$ -   | \$ 907.92                               | \$ 1,321.23                                 | \$ 69.36   | \$ 22.20   | \$ 1,229.67                   |                 |
| Wang, Jinmei  | 53-08-14-200-040.018-008 | 2029   | 2               | N  | \$ 162,900             | \$ -                                 | \$ 162,900        | \$ 1.5437                             | \$ 2.2845                | \$ 2,514.68        | \$ 3,824.66         | \$ 409.78  | \$ -   | \$ 900.19                               | \$ 1,309.98                                 | \$ 69.36   | \$ 22.20   | \$ 1,218.42                   |                 |
| Quigley, Linda E  | 53-08-14-200-040.019-008 | 2029   | 2               | N  | \$ 159,600             | \$ 88,110                            | \$ 71,490         | \$ 1.5437                             | \$ 2.2845                | \$ 1,064.46        | \$ 1,764.31         | \$ 189.04  | \$ -   | \$ 510.81                               | \$ 699.85                                   | \$ 69.36   | \$ 22.20   | \$ 608.29                     |                 |
| Mahdi, Mohammed M   | 53-08-14-200-036.020-008 | 2029   | 2               | N  | \$ 162,900             | \$ 89,265                            | \$ 73,635         | \$ 1.5437                             | \$ 2.2845                | \$ 1,096.40        | \$ 1,817.23         | \$ 194.70  | \$ -   | \$ 526.13                               | \$ 720.83                                   | \$ 69.36   | \$ 22.20   | \$ 629.27                     |                 |
| Xun, Pengcheng  | 53-08-14-200-036.021-008 | 2029   | 2               | N  | \$ 164,300             | \$ -                                 | \$ 164,300        | \$ 1.5437                             | \$ 2.2845                | \$ 2,536.30        | \$ 3,857.53         | \$ 413.31  | \$ -   | \$ 907.92                               | \$ 1,321.23                                 | \$ 69.36   | \$ 22.20   | \$ 1,229.67                   |                 |
| Henson, David L & Lesa D  | 53-08-14-200-036.022-008 | 2029   | 2               | N  | \$ 162,900             | \$ -                                 | \$ 162,900        | \$ 1.5437                             | \$ 2.2845                | \$ 2,514.68        | \$ 3,824.66         | \$ 409.78  | \$ -   | \$ 900.19                               | \$ 1,309.98                                 | \$ 69.36   | \$ 22.20   | \$ 1,218.42                   |                 |

# City of Bloomington

## Area #2: South-East Annexation Area - Tax Impacts Analysis

Note (1): This section shows the inc/(dec) in tax bills due to differences between township fire protection rates and the Monroe Fire Protection District fire rate

| Owner Name                                       | Parcel #                 | Waiver | Annexation Area | AG | 2020 Pay 2021 Gross AV | 2020 Pay 2021 Deductions /Exemptions | 2020 Pay 2021 NAV | Pre-Annex 2020 Pay 2021 Prop Tax Rate | Post-Annex Prop Tax Rate | Pre-Annex Tax Bill | Post-Annex Tax Bill | Net Tax Bill Increase Due Solely to AV Growth (12% Aggregate over 4 years) | Net Tax Bill Increase Due to Difference Between Fire Rates (1) | Net Tax Bill Increase Due to Annexation | Total Post-Annexation Net Tax Bill Increase | Benefit 1 Yearly Sewer Bill Savings (@ 4000 Gal/Month) | Benefit 2 Yearly Fire Protection (Water Surcharge) Savings | Post-Annex Tax Bill Inc/(Dec) Net of Benefits |
|--|--------------------------|--------|-----------------|----|------------------------|--------------------------------------|-------------------|---------------------------------------|--------------------------|--------------------|---------------------|--|--|---|---|--|--|---|
| Henson, David L & Lesa D                         | 53-08-14-200-036.023-008 | 2029   | 2               | N  | \$ 164,300             | \$ -                                 | \$ 164,300        | \$1.5437                              | \$2.2845                 | \$ 2,536.30        | \$ 3,857.53         | \$ 413.31  | \$ -   | \$ 907.92                               | \$ 1,321.23                                 | \$ 69.36   | \$ 22.20   | \$ 1,229.67                                   |
| Ma, Haozhen                                      | 53-08-14-200-036.024-008 | 2029   | 2               | N  | \$ 160,800             | \$ 85,530                            | \$ 75,270         | \$1.5437                              | \$2.2845                 | \$ 1,120.74        | \$ 1,857.58         | \$ 199.02  | \$ -   | \$ 537.82                               | \$ 736.84                                   | \$ 69.36   | \$ 22.20   | \$ 645.28                                     |
| BBR Management LLC                               | 53-08-14-200-036.025-008 | 2029   | 2               | N  | \$ 162,900             | \$ -                                 | \$ 162,900        | \$1.5437                              | \$2.2845                 | \$ 2,514.68        | \$ 3,824.66         | \$ 409.78  | \$ -   | \$ 900.19                               | \$ 1,309.98                                 | \$ 69.36   | \$ 22.20   | \$ 1,218.42                                   |
| Dathe, Edmund F & Mary Ann                       | 53-08-14-100-007.000-008 |        | 2               | N  | \$ 247,400             | \$ 124,880                           | \$ 122,520        | \$1.5437                              | \$2.2845                 | \$ 1,824.28        | \$ 2,795.50         | \$ 299.51  | \$ -   | \$ 671.71                               | \$ 971.22                                   | \$ -   | \$ -   | \$ 971.22                                     |
| Blair, Richard L. & Carol A.                     | 53-08-21-300-074.000-008 |        | 2               | N  | \$ 132,000             | \$ 78,450                            | \$ 53,550         | \$1.5437                              | \$2.2845                 | \$ 797.34          | \$ 1,321.57         | \$ 141.60  | \$ -   | \$ 382.63                               | \$ 524.23                                   | \$ 69.36   | \$ 14.76   | \$ 440.11                                     |
| Williams, Chris A & Williams, Tina M             | 53-08-01-100-013.000-008 |        | 2               | N  | \$ 299,300             | \$ 132,560                           | \$ 166,740        | \$1.5437                              | \$2.2845                 | \$ 2,488.00        | \$ 3,627.49         | \$ 388.66  | \$ -   | \$ 750.83                               | \$ 1,139.49                                 | \$ 69.36   | \$ 22.20   | \$ 1,047.93                                   |
| Williams, Luther                                 | 53-08-28-200-013.000-008 |        | 2               | N  | \$ 4,900               | \$ -                                 | \$ 4,900          | \$1.5437                              | \$2.2845                 | \$ 75.64           | \$ 125.37           | \$ 13.43   | \$ -   | \$ 36.30                                | \$ 49.73                                    | \$ -   | \$ -   | \$ 49.73                                      |
| Webb, Leslie Dale & Elsie Marie Revocable Trusts | 53-08-20-400-042.000-008 |        | 2               | N  | \$ 138,800             | \$ -                                 | \$ 138,800        | \$1.5437                              | \$2.2845                 | \$ 2,142.64        | \$ 3,265.15         | \$ 349.84  | \$ -   | \$ 772.67                               | \$ 1,122.51                                 | \$ 69.36   | \$ 22.20   | \$ 1,030.95                                   |
| Malham Properties LLC                            | 53-08-20-401-001.000-008 | 1905   | 2               | N  | \$ 519,500             | \$ 84,925                            | \$ 434,575        | \$1.5437                              | \$2.2845                 | \$ 6,671.00        | \$ 11,056.94        | \$ 1,184.67  | \$ -   | \$ 3,201.27                             | \$ 4,385.94                                 | \$ 69.36   | \$ 22.20   | \$ 4,294.38                                   |
| Williams, David A & Mary Ann                     | 53-08-20-401-002.000-008 | 1145   | 2               | N  | \$ 205,800             | \$ 100,440                           | \$ 105,360        | \$1.5437                              | \$2.2845                 | \$ 1,570.08        | \$ 2,450.53         | \$ 262.55  | \$ -   | \$ 617.90                               | \$ 880.45                                   | \$ 69.36   | \$ 14.76   | \$ 796.33                                     |
| Freeman, Timothy J & Kimberly J                  | 53-08-01-400-050.000-008 |        | 2               | N  | \$ 90,800              | \$ -                                 | \$ 90,800         | \$1.5437                              | \$2.2845                 | \$ 1,401.68        | \$ 2,131.85         | \$ 228.41  | \$ -   | \$ 501.76                               | \$ 730.17                                   | \$ 69.36   | \$ 22.20   | \$ 638.61                                     |
| Henderson, Daniel L & Diana Daun                 | 53-08-11-406-005.000-008 | 1627   | 2               | N  | \$ 379,200             | \$ 155,775                           | \$ 223,425        | \$1.5437                              | \$2.2845                 | \$ 3,336.40        | \$ 4,723.56         | \$ 506.10  | \$ -   | \$ 881.07                               | \$ 1,387.16                                 | \$ 69.36   | \$ 22.20   | \$ 1,295.60                                   |
| Smith, Charles K & Maxine K                      | 53-08-11-406-001.000-008 | 1627   | 2               | N  | \$ 447,300             | \$ 185,805                           | \$ 261,495        | \$1.5437                              | \$2.2845                 | \$ 3,893.56        | \$ 5,291.79         | \$ 566.97  | \$ -   | \$ 831.26                               | \$ 1,398.23                                 | \$ 69.36   | \$ 22.20   | \$ 1,306.67                                   |
| Seward, Lorna Ross Rev Trust                     | 53-08-11-406-003.000-008 | 1627   | 2               | N  | \$ 409,100             | \$ 172,435                           | \$ 236,665        | \$1.5437                              | \$2.2845                 | \$ 3,523.84        | \$ 4,837.18         | \$ 518.27  | \$ -   | \$ 795.07                               | \$ 1,313.34                                 | \$ 69.36   | \$ 22.20   | \$ 1,221.78                                   |
| Simpson, Jerry B & Sharon L Living Trust         | 53-08-21-100-123.000-008 | 2201   | 2               | N  | \$ 199,300             | \$ 92,705                            | \$ 106,595        | \$1.5437                              | \$2.2845                 | \$ 1,597.02        | \$ 2,586.66         | \$ 277.13  | \$ -   | \$ 712.51                               | \$ 989.64                                   | \$ 69.36   | \$ 22.20   | \$ 898.08                                     |
| Wingard, Ben & Sarah                             | 53-08-11-400-001.000-008 | 1627   | 2               | N  | \$ 203,600             | \$ 96,615                            | \$ 106,985        | \$1.5437                              | \$2.2845                 | \$ 1,602.12        | \$ 2,584.34         | \$ 276.89  | \$ -   | \$ 705.33                               | \$ 982.22                                   | \$ -   | \$ -   | \$ 982.22                                     |
| Grossman, R Daniel M D & Maureen Adell           | 53-08-11-400-014.000-008 | 1627   | 2               | Y  | \$ 1,917,900           | \$ 510,550                           | \$ 1,407,350      | \$1.5437                              | \$2.2845                 | \$ 21,092.14       | \$ 21,092.14        | \$ 5,232.17  | \$ -   | \$ -                                    | \$ 5,232.17                                 | \$ -   | \$ -   | \$ 5,232.17                                   |
| Essl, Robert A & Nancy H                         | 53-08-11-400-008.000-008 | 1627   | 2               | N  | \$ 2,900               | \$ -                                 | \$ 2,900          | \$1.5437                              | \$2.2845                 | \$ 44.76           | \$ 74.20            | \$ 7.95  | \$ -   | \$ 21.49                                | \$ 29.44                                    | \$ -   | \$ -   | \$ 29.44                                      |
| Board Of Commissioners Monroe Co                 | 53-08-11-400-025.000-008 | 1627   | 2               | N  | \$ -                   | \$ -                                 | \$ -              | \$1.5437                              | \$2.2845                 | \$ -               | \$ -                | \$ -   | \$ -   | \$ -                                    | \$ -  | \$ -   | \$ -   | \$ -  |
| Grossman, R Daniel M D & Maureen Adell           | 53-08-11-400-026.000-008 | 1627   | 2               | Y  | \$ 485,500             | \$ -                                 | \$ 485,500        | \$1.5437                              | \$2.2845                 | \$ 7,494.66        | \$ 7,494.66         | \$ 4,423.10  | \$ -   | \$ -                                    | \$ 4,423.10                                 | \$ -   | \$ -   | \$ 4,423.10                                   |
| Stone Ridge Community Association Inc            | 53-08-11-406-015.000-008 | 1627   | 2               | N  | \$ -                   | \$ -                                 | \$ -              | \$1.5437                              | \$2.2845                 | \$ -               | \$ -                | \$ -   | \$ -   | \$ -                                    | \$ -  | \$ 69.36   | \$ 22.20   | \$ (91.56)                                    |
| Stone Ridge Community Association Inc            | 53-08-11-406-008.000-008 | 1627   | 2               | N  | \$ -                   | \$ -                                 | \$ -              | \$1.5437                              | \$2.2845                 | \$ -               | \$ -                | \$ -   | \$ -   | \$ -                                    | \$ -  | \$ -   | \$ -   | \$ -  |
| Saddlebrook Estates LLC                          | 53-08-11-406-016.000-008 | 1627   | 2               | N  | \$ -                   | \$ -                                 | \$ -              | \$1.5437                              | \$2.2845                 | \$ -               | \$ -                | \$ -   | \$ -   | \$ -                                    | \$ -  | \$ -   | \$ -   | \$ -  |
| Gates, Whitney A                                 | 53-08-11-406-015.004-008 | 1627   | 2               | N  | \$ 491,200             | \$ 204,170                           | \$ 287,030        | \$1.5437                              | \$2.2845                 | \$ 4,273.76        | \$ 5,811.03         | \$ 622.62  | \$ -   | \$ 914.65                               | \$ 1,537.27                                 | \$ 69.36   | \$ 22.20   | \$ 1,445.71                                   |
| Fox, Tracy E                                     | 53-08-11-406-015.001-008 | 1627   | 2               | N  | \$ 125,000             | \$ -                                 | \$ 125,000        | \$1.5437                              | \$2.2845                 | \$ 1,929.62        | \$ 3,198.29         | \$ 342.67  | \$ -   | \$ 925.99                               | \$ 1,268.67                                 | \$ -   | \$ -   | \$ 1,268.67                                   |
| Cortellini, Paul J & Rosalind                    | 53-08-11-406-015.005-008 | 1627   | 2               | N  | \$ 530,700             | \$ 217,995                           | \$ 312,705        | \$1.5437                              | \$2.2845                 | \$ 4,656.06        | \$ 6,281.12         | \$ 672.98  | \$ -   | \$ 952.07                               | \$ 1,625.06                                 | \$ 69.36   | \$ 22.20   | \$ 1,533.50                                   |
| Carrasquel, Juan Carlos & Jennifer L             | 53-08-11-406-011.000-008 | 1627   | 2               | N  | \$ 347,100             | \$ 153,735                           | \$ 193,365        | \$1.5437                              | \$2.2845                 | \$ 2,879.14        | \$ 4,096.08         | \$ 438.87  | \$ -   | \$ 778.07                               | \$ 1,216.94                                 | \$ 69.36   | \$ 22.20   | \$ 1,125.38                                   |
| White, John Philip & Barbara P                   | 53-08-11-406-014.000-008 | 1627   | 2               | N  | \$ 532,500             | \$ 207,610                           | \$ 324,890        | \$1.5437                              | \$2.2845                 | \$ 4,850.04        | \$ 6,619.16         | \$ 709.20  | \$ -   | \$ 1,059.92                             | \$ 1,769.12                                 | \$ 69.36   | \$ 22.20   | \$ 1,677.56                                   |
| Ross, Gary                                       | 53-08-14-300-009.000-008 |        | 2               | N  | \$ 903,100             | \$ -                                 | \$ 903,100        | \$1.5437                              | \$2.2845                 | \$ 13,941.16       | \$ 21,485.92        | \$ 2,302.06  | \$ -   | \$ 5,242.70                             | \$ 7,544.76                                 | \$ -   | \$ -   | \$ 7,544.76                                   |
| S P C Dev Corp                                   | 53-08-14-300-001.000-008 |        | 2               | N  | \$ -                   | \$ -                                 | \$ -              | \$1.5437                              | \$2.2845                 | \$ -               | \$ -                | \$ -   | \$ -   | \$ -                                    | \$ -  | \$ -   | \$ -   | \$ -  |
| Sutkowski, Edward G & Amy S                      | 53-08-16-400-001.001-008 |        | 2               | N  | \$ 166,400             | \$ 90,490                            | \$ 75,910         | \$1.5437                              | \$2.2845                 | \$ 1,130.28        | \$ 1,873.38         | \$ 200.72  | \$ -   | \$ 542.39                               | \$ 743.10                                   | \$ -   | \$ -   | \$ 743.10                                     |
| Ganza, Kenneth S & Denise S Hyble                | 53-08-14-102-008.000-008 |        | 2               | N  | \$ 199,700             | \$ 101,970                           | \$ 97,730         | \$1.5437                              | \$2.2845                 | \$ 1,455.16        | \$ 2,336.46         | \$ 250.34  | \$ -   | \$ 630.95                               | \$ 881.30                                   | \$ -   | \$ -   | \$ 881.30                                     |
| Rowe, Gregory H                                  | 53-08-01-400-134.188-008 | 2235   | 2               | N  | \$ 536,500             | \$ 217,025                           | \$ 319,475        | \$1.5437                              | \$2.2845                 | \$ 4,756.88        | \$ 6,353.37         | \$ 680.72  | \$ -   | \$ 915.77                               | \$ 1,596.49                                 | \$ 69.36   | \$ 22.20   | \$ 1,504.93                                   |
| Plummer, Dustin L & Roberta Marlene              | 53-08-01-400-134.189-008 | 2235   | 2               | N  | \$ 552,300             | \$ 225,555                           | \$ 326,745        | \$1.5437                              | \$2.2845                 | \$ 4,865.12        | \$ 6,538.17         | \$ 700.51  | \$ -   | \$ 972.54                               | \$ 1,673.05                                 | \$ 69.36   | \$ 22.20   | \$ 1,581.49                                   |
| Fritz, Adam & Brandi                             | 53-08-01-400-134.190-008 | 2235   | 2               | N  | \$ 375,400             | \$ 163,640                           | \$ 211,760        | \$1.5437                              | \$2.2845                 | \$ 3,153.04        | \$ 4,432.87         | \$ 474.95  | \$ -   | \$ 804.88                               | \$ 1,279.83                                 | \$ 69.36   | \$ 22.20   | \$ 1,188.27                                   |
| Freeman, James & Heather                         | 53-08-01-400-134.191-008 | 2235   | 2               | N  | \$ 90,000              | \$ 3,000                             | \$ 87,000         | \$1.5437                              | \$2.2845                 | \$ 1,343.02        | \$ 2,226.01         | \$ 238.50  | \$ -   | \$ 644.49                               | \$ 882.99                                   | \$ -   | \$ -   | \$ 882.99                                     |
| Scott, Leslie E                                  | 53-08-01-400-134.192-008 | 2236   | 2               | N  | \$ 90,000              | \$ -                                 | \$ 90,000         | \$1.5437                              | \$2.2845                 | \$ 1,389.32        | \$ 2,302.77         | \$ 246.72  | \$ -   | \$ 666.72                               | \$ 913.45                                   | \$ -   | \$ -   | \$ 913.45                                     |
| Scott, Leslie E                                  | 53-08-01-400-134.193-008 | 2236   | 2               | N  | \$ 384,800             | \$ 163,930                           | \$ 220,870        | \$1.5437                              | \$2.2845                 | \$ 3,288.68        | \$ 4,547.97         | \$ 487.28  | \$ -   | \$ 772.02                               | \$ 1,259.29                                 | \$ 69.36   | \$ 22.20   | \$ 1,167.73                                   |
| Barnett, David L & Judith C                      | 53-08-01-400-134.194-008 | 2236   | 2               | N  | \$ 379,800             | \$ 162,180                           | \$ 217,620        | \$1.5437                              | \$2.2845                 | \$ 3,240.28        | \$ 4,488.47         | \$ 480.90  | \$ -   | \$ 767.29                               | \$ 1,248.19                                 | \$ 69.36   | \$ 22.20   | \$ 1,156.63                                   |
| Kubow, Patricia Kristine                         | 53-08-01-400-134.195-008 | 2236   | 2               | N  | \$ 417,200             | \$ 178,270                           | \$ 238,930        | \$1.5437                              | \$2.2845                 | \$ 3,557.58        | \$ 4,930.35         | \$ 528.26  | \$ -   | \$ 844.51                               | \$ 1,372.77                                 | \$ 69.36   | \$ 22.20   | \$ 1,281.21                                   |

# City of Bloomington

## Area #2: South-East Annexation Area - Tax Impacts Analysis

Note (1): This section shows the inc/(dec) in tax bills due to differences between township fire protection rates and the Monroe Fire Protection District fire rate

| Owner Name  | Parcel #                 | Waiver | Annexation Area | AG | 2020 Pay 2021 Gross AV | 2020 Pay 2021 Deductions /Exemptions | 2020 Pay 2021 NAV | Pre-Annex 2020 Pay 2021 Prop Tax Rate | Post-Annex Prop Tax Rate | Pre-Annex Tax Bill | Post-Annex Tax Bill | Net Tax Bill Increase Due Solely to AV Growth (12% Aggregate over 4 years) | Net Tax Bill to Difference Between Fire Rates (1) | Net Tax Bill Increase Due to Annexation | Total Post-Annexation Net Tax Bill Increase | Benefit 1 Yearly Sewer Bill Savings (@ 4000 Gal/Month) | Benefit 2 Yearly Fire Protection (Water Surcharge) Savings | Post-Annex Tax Bill Inc/(Dec) |
|---|--------------------------|--------|-----------------|----|------------------------|--------------------------------------|-------------------|---------------------------------------|--------------------------|--------------------|---------------------|--|---|---|---|--|--|-------------------------------|
| Chung, Choong Geun & Yun Jeong Park                                     | 53-08-01-400-134.196-008 | 2237   | 2               | N  | \$ 455,300             | \$ 191,605                           | \$ 263,695        | \$ 1,5437                             | \$ 2,2845                | \$ 3,926.32        | \$ 5,383.76         | \$ 576.83  | \$ -  | \$ 880.62                               | \$ 1,457.44                                 | \$ 69.36   | \$ 22.20   | \$ 1,365.88                   |
| Pratt, Cathy L Revocable Trust  | 53-08-01-400-134.197-008 | 1663   | 2               | N  | \$ 397,300             | \$ 171,305                           | \$ 225,995        | \$ 1,5437                             | \$ 2,2845                | \$ 3,364.98        | \$ 4,693.50         | \$ 502.87  | \$ -  | \$ 825.65                               | \$ 1,328.52                                 | \$ 69.36   | \$ 22.20   | \$ 1,236.96                   |
| Pratt, Cathy L Revocable Trust  | 53-08-01-400-134.198-008 | 2237   | 2               | N  | \$ 90,000              | \$ -                                 | \$ 90,000         | \$ 1,5437                             | \$ 2,2845                | \$ 1,389.32        | \$ 2,302.77         | \$ 246.72  | \$ -  | \$ 666.72                               | \$ 913.45                                   | \$ 69.36   | \$ 22.20   | \$ 821.89                     |
| Donnelly, Martin K & Kristi J   | 53-08-01-400-134.199-008 | 2237   | 2               | N  | \$ 461,300             | \$ 193,705                           | \$ 267,595        | \$ 1,5437                             | \$ 2,2845                | \$ 3,984.38        | \$ 5,455.17         | \$ 584.48  | \$ -  | \$ 886.31                               | \$ 1,470.79                                 | \$ 69.36   | \$ 22.20   | \$ 1,379.23                   |
| Wicks, Tod & Daunna Minnich   | 53-08-01-400-134.200-008 | 2238   | 2               | N  | \$ 462,800             | \$ 191,230                           | \$ 271,570        | \$ 1,5437                             | \$ 2,2845                | \$ 4,043.58        | \$ 5,476.26         | \$ 586.74  | \$ -  | \$ 845.94                               | \$ 1,432.68                                 | \$ 69.36   | \$ 22.20   | \$ 1,341.12                   |
| Wicks, Tod & Minnich, Daunna  | 53-08-01-400-134.201-008 | 2238   | 2               | N  | \$ 90,000              | \$ -                                 | \$ 90,000         | \$ 1,5437                             | \$ 2,2845                | \$ 1,389.32        | \$ 2,302.77         | \$ 246.72  | \$ -  | \$ 666.72                               | \$ 913.45                                   | \$ -   | \$ -   | \$ 913.45                     |
| Borden, Victor M H & Sandra M H   | 53-08-01-400-134.202-008 | 2238   | 2               | N  | \$ 45,000              | \$ -                                 | \$ 45,000         | \$ 1,5437                             | \$ 2,2845                | \$ 694.66          | \$ 1,151.38         | \$ 123.36  | \$ -  | \$ 333.36                               | \$ 456.72                                   | \$ -   | \$ -   | \$ 456.72                     |
| Borden, Victor M H & Sandra M H   | 53-08-01-400-134.203-008 | 2238   | 2               | N  | \$ 381,800             | \$ 162,880                           | \$ 218,920        | \$ 1,5437                             | \$ 2,2845                | \$ 3,259.64        | \$ 4,512.27         | \$ 483.45  | \$ -  | \$ 769.18                               | \$ 1,252.63                                 | \$ 69.36   | \$ 22.20   | \$ 1,161.07                   |
| Arora, Gagan Kumar & Saxena, Swapnil                                    | 53-08-01-400-134.204-008 | 2239   | 2               | N  | \$ 434,200             | \$ 184,220                           | \$ 249,980        | \$ 1,5437                             | \$ 2,2845                | \$ 3,722.12        | \$ 5,132.67         | \$ 549.94  | \$ -  | \$ 860.61                               | \$ 1,410.55                                 | \$ -   | \$ -   | \$ 1,410.55                   |
| Dollinger, Marc & Mary Joint Revocable Living Trust                     | 53-08-01-400-134.205-008 | 2239   | 2               | N  | \$ 427,300             | \$ 178,805                           | \$ 248,495        | \$ 1,5437                             | \$ 2,2845                | \$ 3,700.00        | \$ 5,053.77         | \$ 541.47  | \$ -  | \$ 812.30                               | \$ 1,353.77                                 | \$ -   | \$ -   | \$ 1,353.77                   |
| Mellinger, Richard D & Lindsey Belle                                    | 53-08-01-400-134.206-008 | 2239   | 2               | N  | \$ 618,800             | \$ 245,830                           | \$ 372,970        | \$ 1,5437                             | \$ 2,2845                | \$ 5,553.38        | \$ 7,332.82         | \$ 785.65  | \$ -  | \$ 993.79                               | \$ 1,779.44                                 | \$ -   | \$ -   | \$ 1,779.44                   |
| McGlothlin, Theodore M & Gladys M Trust                                 | 53-08-12-200-004.000-008 |        | 2               | N  | \$ 177,200             | \$ 80,910                            | \$ 96,290         | \$ 1,5437                             | \$ 2,2845                | \$ 1,449.92        | \$ 2,403.21         | \$ 257.49  | \$ -  | \$ 695.80                               | \$ 953.29                                   | \$ -   | \$ -   | \$ 953.29                     |
| Khodjaev, Bahtiyor & Hodjaev, Malik A                                   | 53-08-21-100-084.000-008 | 1915   | 2               | N  | \$ 458,000             | \$ 191,850                           | \$ 266,150        | \$ 1,5437                             | \$ 2,2845                | \$ 3,962.88        | \$ 5,394.26         | \$ 577.96  | \$ -  | \$ 853.42                               | \$ 1,431.38                                 | \$ 69.36   | \$ 22.20   | \$ 1,339.82                   |
| Wohlfeld, Bryan J & Marna K.W. Jaime, Mark & Mullins-Jaime, Charmaine M | 53-08-21-100-116.000-008 | 1915   | 2               | N  | \$ 433,700             | \$ 184,045                           | \$ 249,655        | \$ 1,5437                             | \$ 2,2845                | \$ 3,717.26        | \$ 5,126.72         | \$ 549.30  | \$ -  | \$ 860.16                               | \$ 1,409.46                                 | \$ 69.36   | \$ 22.20   | \$ 1,317.90                   |
| Patel, Bhupendra M & Bindubahen N                                       | 53-01-41-890-509.000-008 | 1915   | 2               | N  | \$ 394,500             | \$ 170,325                           | \$ 224,175        | \$ 1,5437                             | \$ 2,2845                | \$ 3,337.88        | \$ 4,660.19         | \$ 499.31  | \$ -  | \$ 823.00                               | \$ 1,322.31                                 | \$ 69.36   | \$ 22.20   | \$ 1,230.75                   |
| Seyer, Clinton Richard & Lesley   | 53-08-21-100-070.000-008 | 1915   | 2               | N  | \$ 392,700             | \$ 169,695                           | \$ 223,005        | \$ 1,5437                             | \$ 2,2845                | \$ 3,320.46        | \$ 4,638.77         | \$ 497.02  | \$ -  | \$ 821.29                               | \$ 1,318.31                                 | \$ 69.36   | \$ 22.20   | \$ 1,226.75                   |
| Tran, Duc V & Hang M Do   | 53-01-41-890-511.000-008 | 2297   | 2               | N  | \$ 363,900             | \$ 159,615                           | \$ 204,285        | \$ 1,5437                             | \$ 2,2845                | \$ 3,041.72        | \$ 4,296.01         | \$ 460.28  | \$ -  | \$ 794.01                               | \$ 1,254.29                                 | \$ 69.36   | \$ 22.20   | \$ 1,162.73                   |
| R & H Reiter Living Trust   | 53-01-41-890-512.000-008 |        | 2               | N  | \$ 337,700             | \$ 147,445                           | \$ 190,255        | \$ 1,5437                             | \$ 2,2845                | \$ 2,832.84        | \$ 3,987.45         | \$ 427.23  | \$ -  | \$ 727.38                               | \$ 1,154.61                                 | \$ 69.36   | \$ 22.20   | \$ 1,063.05                   |
| Zhang, Yifan  | 53-01-41-890-513.000-008 | 2298   | 2               | N  | \$ 365,300             | \$ 160,105                           | \$ 205,195        | \$ 1,5437                             | \$ 2,2845                | \$ 3,055.28        | \$ 4,312.67         | \$ 462.06  | \$ -  | \$ 795.32                               | \$ 1,257.39                                 | \$ 69.36   | \$ 22.20   | \$ 1,165.83                   |
| Mathis, Jason & Sarah   | 53-01-41-890-514.000-008 | 2298   | 2               | N  | \$ 324,800             | \$ 145,930                           | \$ 178,870        | \$ 1,5437                             | \$ 2,2845                | \$ 2,663.32        | \$ 3,830.67         | \$ 410.42  | \$ -  | \$ 756.93                               | \$ 1,167.35                                 | \$ 69.36   | \$ 22.20   | \$ 1,075.79                   |
| Stanton, Tiffany N  | 53-01-41-890-515.000-008 | 2295   | 2               | N  | \$ 382,200             | \$ 166,020                           | \$ 216,180        | \$ 1,5437                             | \$ 2,2845                | \$ 3,218.84        | \$ 4,513.81         | \$ 483.63  | \$ -  | \$ 811.34                               | \$ 1,294.97                                 | \$ -   | \$ -   | \$ 1,294.97                   |
| Law, Scott R & Holly L  | 53-01-41-890-516.000-008 |        | 2               | N  | \$ 419,000             | \$ 178,900                           | \$ 240,100        | \$ 1,5437                             | \$ 2,2845                | \$ 3,575.00        | \$ 4,951.76         | \$ 530.55  | \$ -  | \$ 846.22                               | \$ 1,376.76                                 | \$ 69.36   | \$ 22.20   | \$ 1,285.20                   |
| Black, Ryan William & Brittany Renae                                    | 53-01-41-890-518.000-008 | 2296   | 2               | N  | \$ 371,700             | \$ 162,345                           | \$ 209,355        | \$ 1,5437                             | \$ 2,2845                | \$ 3,117.20        | \$ 4,388.85         | \$ 470.24  | \$ -  | \$ 801.41                               | \$ 1,271.65                                 | \$ 69.36   | \$ 22.20   | \$ 1,180.09                   |
| Tracy, Matthew B & Jennifer L   | 53-01-41-890-519.000-008 |        | 2               | N  | \$ 403,500             | \$ 170,475                           | \$ 233,025        | \$ 1,5437                             | \$ 2,2845                | \$ 3,469.66        | \$ 4,770.53         | \$ 511.13  | \$ -  | \$ 789.74                               | \$ 1,300.87                                 | \$ 69.36   | \$ 22.20   | \$ 1,209.31                   |
| Van Rooy, Kevin & Marissa   | 53-01-41-890-520.000-008 | 2294   | 2               | N  | \$ 554,200             | \$ 216,770                           | \$ 337,430        | \$ 1,5437                             | \$ 2,2845                | \$ 5,037.36        | \$ 6,856.77         | \$ 734.66  | \$ -  | \$ 1,084.75                             | \$ 1,819.41                                 | \$ 69.36   | \$ 22.20   | \$ 1,727.85                   |
| Heim, Bradley Thomas & Maria Theresa                                    | 53-01-41-890-521.000-008 |        | 2               | N  | \$ 438,700             | \$ 185,795                           | \$ 252,905        | \$ 1,5437                             | \$ 2,2845                | \$ 3,765.66        | \$ 5,186.22         | \$ 555.67  | \$ -  | \$ 864.89                               | \$ 1,420.56                                 | \$ 69.36   | \$ 22.20   | \$ 1,329.00                   |
| Heyerdahl-Larsen, Christian & Elisabeth Solhaug                         | 53-01-41-890-522.000-008 |        | 2               | N  | \$ 466,300             | \$ 195,455                           | \$ 270,845        | \$ 1,5437                             | \$ 2,2845                | \$ 4,032.78        | \$ 5,514.68         | \$ 590.85  | \$ -  | \$ 891.04                               | \$ 1,481.90                                 | \$ 69.36   | \$ 22.20   | \$ 1,390.34                   |
| Kennedy, James C & Elaine T   | 53-01-41-890-523.000-008 | 2298   | 2               | N  | \$ 354,500             | \$ 153,325                           | \$ 201,175        | \$ 1,5437                             | \$ 2,2845                | \$ 2,995.42        | \$ 4,187.38         | \$ 448.65  | \$ -  | \$ 743.31                               | \$ 1,191.96                                 | \$ 69.36   | \$ 22.20   | \$ 1,100.40                   |
| Hart, Leon Michael & Monique P  | 53-01-41-890-524.000-008 | 2298   | 2               | N  | \$ 481,400             | \$ 200,740                           | \$ 280,660        | \$ 1,5437                             | \$ 2,2845                | \$ 4,178.92        | \$ 5,694.39         | \$ 610.11  | \$ -  | \$ 905.36                               | \$ 1,515.47                                 | \$ 69.36   | \$ 22.20   | \$ 1,423.91                   |
| Singleton, Braden T & Tilly-Singleton, Barbara J                        | 53-01-41-890-525.000-008 | 2298   | 2               | N  | \$ 473,100             | \$ 197,835                           | \$ 275,265        | \$ 1,5437                             | \$ 2,2845                | \$ 4,098.60        | \$ 5,595.61         | \$ 599.53  | \$ -  | \$ 897.48                               | \$ 1,497.01                                 | \$ 69.36   | \$ 22.20   | \$ 1,405.45                   |
| Rana, Muhammad & Noreen   | 53-01-41-890-527.000-008 | 2299   | 2               | N  | \$ 413,100             | \$ 173,660                           | \$ 239,440        | \$ 1,5437                             | \$ 2,2845                | \$ 3,565.44        | \$ 4,891.63         | \$ 524.11  | \$ -  | \$ 802.08                               | \$ 1,326.19                                 | \$ 69.36   | \$ 22.20   | \$ 1,234.63                   |
| Rodda, Donald E & Victoria L Land                                       | 53-08-21-100-080.000-008 | 1915   | 2               | N  | \$ 412,700             | \$ 176,695                           | \$ 236,005        | \$ 1,5437                             | \$ 2,2845                | \$ 3,514.04        | \$ 4,876.79         | \$ 522.52  | \$ -  | \$ 840.23                               | \$ 1,362.75                                 | \$ 69.36   | \$ 22.20   | \$ 1,271.19                   |
| Martin, Evan & Angela O   | 53-08-21-100-076.000-008 | 1915   | 2               | N  | \$ 414,900             | \$ 174,465                           | \$ 240,435        | \$ 1,5437                             | \$ 2,2845                | \$ 3,580.00        | \$ 4,906.20         | \$ 525.66  | \$ -  | \$ 800.54                               | \$ 1,326.20                                 | \$ 69.36   | \$ 22.20   | \$ 1,234.64                   |
| Garrison, Daniel J & Adrienne M   | 53-08-01-400-134.207-008 | 2239   | 2               | N  | \$ 384,400             | \$ 166,790                           | \$ 217,610        | \$ 1,5437                             | \$ 2,2845                | \$ 3,240.12        | \$ 4,539.98         | \$ 486.42  | \$ -  | \$ 813.44                               | \$ 1,299.86                                 | \$ 69.36   | \$ 22.20   | \$ 1,208.30                   |
| Digregorio, Rachel  | 53-08-20-400-063.000-008 | 1177   | 2               | N  | \$ 139,300             | \$ 81,005                            | \$ 58,295         | \$ 1,5437                             | \$ 2,2845                | \$ 868.00          | \$ 1,438.65         | \$ 154.13  | \$ -  | \$ 416.52                               | \$ 570.65                                   | \$ 69.36   | \$ 14.76   | \$ 486.53                     |
| Lowers, Robert Matt & Ashley Lynn                                       | 53-08-20-403-017.000-008 |        | 2               | N  | \$ 15,000              | \$ -                                 | \$ 15,000         | \$ 1,5437                             | \$ 2,2845                | \$ 231.56          | \$ 383.79           | \$ 41.12   | \$ -  | \$ 111.11                               | \$ 152.23                                   | \$ -   | \$ -   | \$ 152.23                     |
| Lowers, Robert Matt & Ashley Lynn                                       | 53-08-20-403-009.000-008 |        | 2               | N  | \$ 98,800              | \$ 66,760                            | \$ 32,040         | \$ 1,5437                             | \$ 2,2845                | \$ 477.06          | \$ 790.72           | \$ 84.72   | \$ -  | \$ 228.93                               | \$ 313.66                                   | \$ 69.36   | \$ 22.20   | \$ 222.10                     |

# City of Bloomington

## Area #2: South-East Annexation Area - Tax Impacts Analysis



Note (1): This section shows the inc/(dec) in tax bills due to differences between township fire protection rates and the Monroe Fire Protection District fire rate

| Owner Name                                    | Parcel #                 | Waiver | Annexation Area | AG | 2020 Pay 2021 Gross AV | 2020 Pay 2021 Deductions /Exemptions | 2020 Pay 2021 NAV | Pre-Annex 2020 Pay 2021 Prop Tax Rate | Post-Annex Prop Tax Rate | Pre-Annex Tax Bill | Post-Annex Tax Bill | Net Tax Bill Increase Due Solely to AV Growth (12% Aggregate over 4 years) | Net Tax Bill Increase Due to Difference Between Fire Rates (1) | Net Tax Bill Increase Due to Annexation | Total Post-Annexation Net Tax Bill Increase | Benefit 1 Yearly Sewer Bill Savings (@ 4000 Gal/Month) | Benefit 2 Yearly Fire Protection (Water Surcharge) Savings | Post-Annex Tax Bill Inc/(Dec) Net of Benefits |
|---|--------------------------|--------|-----------------|----|------------------------|--------------------------------------|-------------------|---------------------------------------|--------------------------|--------------------|---------------------|--|--|---|---|--|--|---|
| Pennington, Jeremy & Melanie                  | 53-08-01-100-091.000-008 |        | 2               | N  | \$ 326,000             | \$ 141,660                           | \$ 184,340        | \$ 1.5437                             | \$ 2.2845                | \$ 2,750.44        | \$ 3,954.83         | \$ 423.73  | \$ -   | \$ 780.65                               | \$ 1,204.39                                 | \$ 69.36   | \$ 14.76   | \$ 1,120.27                                   |
| Bangla, Venkata Chalapathy & Kavari Venkata   | 53-08-14-200-036.026-008 | 2029   | 2               | N  | \$ 163,800             | \$ 3,000                             | \$ 160,800        | \$ 1.5437                             | \$ 2.2845                | \$ 2,482.28        | \$ 3,842.55         | \$ 411.70  | \$ -   | \$ 948.57                               | \$ 1,360.27                                 | \$ 69.36   | \$ 22.20   | \$ 1,268.71                                   |
| BBR Management LLC                            | 53-08-14-200-036.027-008 | 2029   | 2               | N  | \$ 166,000             | \$ -                                 | \$ 166,000        | \$ 1.5437                             | \$ 2.2845                | \$ 2,562.54        | \$ 3,897.44         | \$ 417.58  | \$ -   | \$ 917.32                               | \$ 1,334.90                                 | \$ 69.36   | \$ 22.20   | \$ 1,243.34                                   |
| Lopatin Family Trust & Lopatin, Jennifer Lynn | 53-08-14-200-036.028-008 | 2029   | 2               | N  | \$ 163,800             | \$ 86,580                            | \$ 77,220         | \$ 1.5437                             | \$ 2.2845                | \$ 1,149.78        | \$ 1,905.70         | \$ 204.17  | \$ -   | \$ 551.75                               | \$ 755.92                                   | \$ 69.36   | \$ 22.20   | \$ 664.36                                     |
| Henson, David L & Lesa D                      | 53-08-14-200-036.029-008 | 2029   | 2               | N  | \$ 166,000             | \$ -                                 | \$ 166,000        | \$ 1.5437                             | \$ 2.2845                | \$ 2,562.54        | \$ 3,897.44         | \$ 417.58  | \$ -   | \$ 917.32                               | \$ 1,334.90                                 | \$ 69.36   | \$ 22.20   | \$ 1,243.34                                   |
| Wendell, Benjamin A & Meredith I              | 53-08-14-200-036.030-008 | 2029   | 2               | N  | \$ 168,400             | \$ -                                 | \$ 168,400        | \$ 1.5437                             | \$ 2.2845                | \$ 2,599.60        | \$ 3,953.79         | \$ 423.62  | \$ -   | \$ 930.57                               | \$ 1,354.19                                 | \$ 69.36   | \$ 22.20   | \$ 1,262.63                                   |
| Henson, David L & Lesa D                      | 53-08-14-200-036.031-008 | 2029   | 2               | N  | \$ 184,600             | \$ -                                 | \$ 184,600        | \$ 1.5437                             | \$ 2.2845                | \$ 2,849.68        | \$ 4,334.14         | \$ 464.37  | \$ -   | \$ 1,020.09                             | \$ 1,484.46                                 | \$ 69.36   | \$ 22.20   | \$ 1,392.90                                   |
| Henson, David L & Lesa D                      | 53-08-14-200-036.032-008 | 2029   | 2               | N  | \$ 187,100             | \$ -                                 | \$ 187,100        | \$ 1.5437                             | \$ 2.2845                | \$ 2,888.26        | \$ 4,392.84         | \$ 470.66  | \$ -   | \$ 1,033.92                             | \$ 1,504.58                                 | \$ 69.36   | \$ 22.20   | \$ 1,413.02                                   |
| Ekbia, Kaveh                                  | 53-08-14-200-036.034-008 | 2029   | 2               | N  | \$ 163,800             | \$ 89,580                            | \$ 74,220         | \$ 1.5437                             | \$ 2.2845                | \$ 1,105.10        | \$ 1,831.66         | \$ 196.24  | \$ -   | \$ 530.32                               | \$ 726.56                                   | \$ 69.36   | \$ 22.20   | \$ 635.00                                     |
| Yang, Bin & Tian, Ye                          | 53-08-14-200-036.035-008 | 2029   | 2               | N  | \$ 166,000             | \$ -                                 | \$ 166,000        | \$ 1.5437                             | \$ 2.2845                | \$ 2,562.54        | \$ 3,897.44         | \$ 417.58  | \$ -   | \$ 917.32                               | \$ 1,334.90                                 | \$ 69.36   | \$ 22.20   | \$ 1,243.34                                   |
| Chang, Chung-Ti and Ming-Jen Wu               | 53-08-14-200-036.036-008 | 2029   | 2               | N  | \$ 163,800             | \$ -                                 | \$ 163,800        | \$ 1.5437                             | \$ 2.2845                | \$ 2,528.58        | \$ 3,845.79         | \$ 412.05  | \$ -   | \$ 905.16                               | \$ 1,317.21                                 | \$ 69.36   | \$ 22.20   | \$ 1,225.65                                   |
| Koh, Moon Seok & Kim, Kyoung Hwa              | 53-08-14-200-036.037-008 | 2029   | 2               | N  | \$ 166,000             | \$ 87,350                            | \$ 78,650         | \$ 1.5437                             | \$ 2.2845                | \$ 1,171.08        | \$ 1,941.01         | \$ 207.97  | \$ -   | \$ 561.96                               | \$ 769.93                                   | \$ 69.36   | \$ 22.20   | \$ 678.37                                     |
| Lee, Heewook                                  | 53-08-14-200-036.038-008 | 2029   | 2               | N  | \$ 194,600             | \$ 100,360                           | \$ 94,240         | \$ 1.5437                             | \$ 2.2845                | \$ 1,403.20        | \$ 2,281.17         | \$ 244.41  | \$ -   | \$ 633.55                               | \$ 877.97                                   | \$ 69.36   | \$ 22.20   | \$ 786.41                                     |
| Townhomes on the Green LLC                    | 53-08-14-200-036.039-008 | 2029   | 2               | N  | \$ 163,800             | \$ -                                 | \$ 163,800        | \$ 1.5437                             | \$ 2.2845                | \$ 2,528.58        | \$ 3,845.79         | \$ 412.05  | \$ -   | \$ 905.16                               | \$ 1,317.21                                 | \$ 69.36   | \$ 22.20   | \$ 1,225.65                                   |
| Townhomes on the Green LLC                    | 53-08-14-200-036.040-008 | 2029   | 2               | N  | \$ 166,000             | \$ -                                 | \$ 166,000        | \$ 1.5437                             | \$ 2.2845                | \$ 2,562.54        | \$ 3,897.44         | \$ 417.58  | \$ -   | \$ 917.32                               | \$ 1,334.90                                 | \$ 69.36   | \$ 22.20   | \$ 1,243.34                                   |
| Townhomes on the Green LLC                    | 53-08-14-200-036.041-008 | 2029   | 2               | N  | \$ 163,800             | \$ -                                 | \$ 163,800        | \$ 1.5437                             | \$ 2.2845                | \$ 2,528.58        | \$ 3,845.79         | \$ 412.05  | \$ -   | \$ 905.16                               | \$ 1,317.21                                 | \$ 69.36   | \$ 22.20   | \$ 1,225.65                                   |
| Townhomes on the Green LLC                    | 53-08-14-200-036.042-008 | 2029   | 2               | N  | \$ 166,000             | \$ -                                 | \$ 166,000        | \$ 1.5437                             | \$ 2.2845                | \$ 2,562.54        | \$ 3,897.44         | \$ 417.58  | \$ -   | \$ 917.32                               | \$ 1,334.90                                 | \$ 69.36   | \$ 22.20   | \$ 1,243.34                                   |
| Townhomes on the Green LLC                    | 53-08-14-200-036.043-008 | 2029   | 2               | N  | \$ 163,800             | \$ -                                 | \$ 163,800        | \$ 1.5437                             | \$ 2.2845                | \$ 2,528.58        | \$ 3,845.79         | \$ 412.05  | \$ -   | \$ 905.16                               | \$ 1,317.21                                 | \$ 69.36   | \$ 22.20   | \$ 1,225.65                                   |
| Townhomes on the Green LLC                    | 53-08-14-200-036.044-008 | 2029   | 2               | N  | \$ 166,000             | \$ -                                 | \$ 166,000        | \$ 1.5437                             | \$ 2.2845                | \$ 2,562.54        | \$ 3,897.44         | \$ 417.58  | \$ -   | \$ 917.32                               | \$ 1,334.90                                 | \$ 69.36   | \$ 22.20   | \$ 1,243.34                                   |
| Townhomes on the Green LLC                    | 53-08-14-200-036.045-008 | 2029   | 2               | N  | \$ 166,000             | \$ -                                 | \$ 166,000        | \$ 1.5437                             | \$ 2.2845                | \$ 2,562.54        | \$ 3,897.44         | \$ 417.58  | \$ -   | \$ 917.32                               | \$ 1,334.90                                 | \$ -   | \$ -   | \$ 1,334.90                                   |
| Townhomes on the Green LLC                    | 53-08-14-200-036.046-008 | 2029   | 2               | N  | \$ 163,800             | \$ -                                 | \$ 163,800        | \$ 1.5437                             | \$ 2.2845                | \$ 2,528.58        | \$ 3,845.79         | \$ 412.05  | \$ -   | \$ 905.16                               | \$ 1,317.21                                 | \$ 69.36   | \$ 22.20   | \$ 1,225.65                                   |
| Townhomes on the Green LLC                    | 53-08-14-200-036.047-008 | 2029   | 2               | N  | \$ 170,700             | \$ -                                 | \$ 170,700        | \$ 1.5437                             | \$ 2.2845                | \$ 2,635.10        | \$ 4,007.79         | \$ 429.41  | \$ -   | \$ 943.28                               | \$ 1,372.69                                 | \$ 69.36   | \$ 22.20   | \$ 1,281.13                                   |
| Stager, Joel M & Nan H                        | 53-08-14-106-001.000-008 |        | 2               | N  | \$ 332,000             | \$ 136,000                           | \$ 196,000        | \$ 1.5437                             | \$ 2.2845                | \$ 2,933.14        | \$ 4,289.11         | \$ 459.55  | \$ -   | \$ 896.42                               | \$ 1,355.97                                 | \$ -   | \$ -   | \$ 1,355.97                                   |
| Beck, Danni L                                 | 53-08-14-107-002.000-008 |        | 2               | N  | \$ 168,300             | \$ 103,635                           | \$ 64,665         | \$ 1.5437                             | \$ 2.2845                | \$ 962.84          | \$ 1,595.87         | \$ 170.99  | \$ -   | \$ 462.04                               | \$ 633.03                                   | \$ -   | \$ -   | \$ 633.03                                     |
| Herring, Anthony K & Christine Marie          | 53-08-14-103-003.000-008 |        | 2               | N  | \$ 326,400             | \$ 146,490                           | \$ 179,910        | \$ 1.5437                             | \$ 2.2845                | \$ 2,678.80        | \$ 3,849.72         | \$ 412.47  | \$ -   | \$ 758.45                               | \$ 1,170.92                                 | \$ -   | \$ -   | \$ 1,170.92                                   |
| Wisley, Julie                                 | 53-08-20-400-037.000-008 |        | 2               | N  | \$ 172,500             | \$ -                                 | \$ 172,500        | \$ 1.5437                             | \$ 2.2845                | \$ 2,662.88        | \$ 4,050.05         | \$ 433.93  | \$ -   | \$ 953.24                               | \$ 1,387.17                                 | \$ 69.36   | \$ 14.76   | \$ 1,303.05                                   |
| Wisley, Julie                                 | 53-08-20-400-126.000-008 |        | 2               | N  | \$ -                   | \$ -                                 | \$ -              | \$ 1.5437                             | \$ 2.2845                | \$ -               | \$ -                | \$ -   | \$ -   | \$ -                                    | \$ -  | \$ -   | \$ -   | \$ -  |
| Mears, Brian C                                | 53-08-21-100-004.000-008 |        | 2               | N  | \$ 125,600             | \$ 67,645                            | \$ 57,955         | \$ 1.5437                             | \$ 2.2845                | \$ 871.64          | \$ 1,444.71         | \$ 154.80  | \$ -   | \$ 418.27                               | \$ 573.07                                   | \$ -   | \$ -   | \$ 573.07                                     |
| Rollins, Thomas D                             | 53-08-14-300-018.000-008 |        | 2               | N  | \$ 43,800              | \$ 32,412                            | \$ 11,388         | \$ 1.5437                             | \$ 2.2845                | \$ 169.56          | \$ 281.06           | \$ 30.12   | \$ -   | \$ 81.38                                | \$ 111.50                                   | \$ -   | \$ -   | \$ 111.50                                     |
| Hilliard, H. David & Bonita G.                | 53-08-01-100-028.000-008 |        | 2               | N  | \$ 338,200             | \$ 147,620                           | \$ 190,580        | \$ 1.5437                             | \$ 2.2845                | \$ 2,837.66        | \$ 3,993.40         | \$ 427.87  | \$ -   | \$ 727.87                               | \$ 1,155.74                                 | \$ 69.36   | \$ 37.08   | \$ 1,049.38                                   |
| Rogers, Norma A WLE, Teague, Jeffery R        | 53-08-21-200-053.000-008 |        | 2               | N  | \$ 109,300             | \$ 84,505                            | \$ 24,795         | \$ 1.5437                             | \$ 2.2845                | \$ 333.66          | \$ 340.33           | \$ -   | \$ -   | \$ 6.67                                 | \$ 6.67                                     | \$ 69.36   | \$ 14.76   | \$ (77.45)                                    |
| Teare, Glenn Allen & Velma Laura Trust        | 53-08-14-400-006.000-008 |        | 2               | N  | \$ 198,400             | \$ 95,470                            | \$ 102,930        | \$ 1.5437                             | \$ 2.2845                | \$ 1,537.62        | \$ 2,455.54         | \$ 263.10  | \$ -   | \$ 654.82                               | \$ 917.92                                   | \$ -   | \$ -   | \$ 917.92                                     |
| Bowen, Wm. E. & Cheri H.                      | 53-08-29-100-009.000-008 | 2144   | 2               | N  | \$ 146,200             | \$ 83,245                            | \$ 62,955         | \$ 1.5437                             | \$ 2.2845                | \$ 937.38          | \$ 1,553.68         | \$ 166.47  | \$ -   | \$ 449.82                               | \$ 616.30                                   | \$ 69.36   | \$ 22.20   | \$ 524.74                                     |
| Terrell, Edgar                                | 53-08-01-400-167.000-008 |        | 2               | N  | \$ 269,000             | \$ -                                 | \$ 269,000        | \$ 1.5437                             | \$ 2.2845                | \$ 4,152.56        | \$ 6,370.53         | \$ 682.56  | \$ -   | \$ 1,535.42                             | \$ 2,217.97                                 | \$ -   | \$ -   | \$ 2,217.97                                   |
| Terret, James A & Reva Jean                   | 53-08-28-200-044.000-008 |        | 2               | N  | \$ 103,600             | \$ 78,950                            | \$ 24,650         | \$ 1.5437                             | \$ 2.2845                | \$ 153.08          | \$ 156.14           | \$ -   | \$ -   | \$ 3.06                                 | \$ 3.06                                     | \$ 69.36   | \$ 22.20   | \$ (88.50)                                    |
| Wisley, Julie                                 | 53-08-20-400-026.000-008 |        | 2               | N  | \$ 700                 | \$ -                                 | \$ 700            | \$ 1.5437                             | \$ 2.2845                | \$ 10.81           | \$ 17.91            | \$ 1.92  | \$ -   | \$ 5.18                                 | \$ 7.10                                     | \$ -   | \$ -   | \$ 7.10                                       |
| Lee, David Y & Viktoriia V                    | 53-08-11-406-010.000-008 | 1627   | 2               | N  | \$ 450,000             | \$ 189,750                           | \$ 260,250        | \$ 1.5437                             | \$ 2.2845                | \$ 3,875.02        | \$ 5,320.70         | \$ 570.07  | \$ -   | \$ 875.60                               | \$ 1,445.68                                 | \$ 69.36   | \$ 22.20   | \$ 1,354.12                                   |
| Stohler, Sylvia A Revocable Living Trust      | 53-08-11-406-004.000-008 | 1627   | 2               | N  | \$ 552,000             | \$ 222,450                           | \$ 329,550        | \$ 1.5437                             | \$ 2.2845                | \$ 4,906.88        | \$ 6,537.84         | \$ 700.48  | \$ -   | \$ 930.48                               | \$ 1,630.96                                 | \$ 69.36   | \$ 22.20   | \$ 1,539.40                                   |
| Lindeman, Arthur J & Perin, Susan Kay         | 53-08-11-406-012.000-008 | 1627   | 2               | N  | \$ 462,400             | \$ 194,090                           | \$ 268,310        | \$ 1.5437                             | \$ 2.2845                | \$ 3,995.04        | \$ 5,468.26         | \$ 585.88  | \$ -   | \$ 887.34                               | \$ 1,473.22                                 | \$ 69.36   | \$ 22.20   | \$ 1,381.66                                   |
| Rink, Lawrence D & Eleanor J                  | 53-08-11-406-006.000-008 | 1627   | 2               | N  | \$ 533,800             | \$ 219,080                           | \$ 314,720        | \$ 1.5437                             | \$ 2.2845                | \$ 4,686.06        | \$ 6,318.00         | \$ 676.92  | \$ -   | \$ 955.02                               | \$ 1,631.94                                 | \$ 69.36   | \$ 22.20   | \$ 1,540.38                                   |
| Neely, Jerome C & Melinda B                   | 53-08-11-406-013.000-008 | 1627   | 2               | N  | \$ 456,700             | \$ 192,095                           | \$ 264,605        | \$ 1.5437                             | \$ 2.2845                | \$ 3,939.88        | \$ 5,400.44         | \$ 578.63  | \$ -   | \$ 881.93                               | \$ 1,460.56                                 | \$ 69.36   | \$ 22.20   | \$ 1,369.00                                   |
| Case, Mark Alan & O'Connell                   |                          |        |                 |    |                        |                                      |                   |                                       |                          |                    |                     |  |  |   |   |  |  |   |
| McKeon  | 53-08-11-407-002.000-008 | 1627   | 2               | N  | \$ 406,600             | \$ 174,560                           | \$ 232,040        | \$ 1.5437                             | \$ 2.2845                | \$ 3,455.00        | \$ 4,804.19         | \$ 514.74  | \$ -   | \$ 834.45                               | \$ 1,349.19                                 | \$ 69.36   | \$ 22.20   | \$ 1,257.63                                   |
| Harrell, Joe Richard Trust                    | 53-08-11-407-001.000-008 | 1627   | 2               | N  | \$ 434,800             | \$ 209,390                           | \$ 225,410        | \$ 1.5437                             | \$ 2.2845                | \$ 3,356.28        | \$ 5,112.87         | \$ 547.80  | \$ -   | \$ 1,208.79                             | \$ 1,756.59                                 | \$ 69.36   | \$ 22.20   | \$ 1,665.03                                   |



# City of Bloomington



## Area #2: South-East Annexation Area - Tax Impacts Analysis

Note (1): This section shows the inc/(dec) in tax bills due to differences between township fire protection rates and the Monroe Fire Protection District fire rate

| Owner Name   | Parcel #                 | Waiver | Annexation Area | AG | 2020 Pay 2021 Gross AV | 2020 Pay 2021 Deductions /Exemptions | 2020 Pay 2021 NAV | Pre-Annex 2020 Pay 2021 Prop Tax Rate | Post-Annex Prop Tax Rate | Pre-Annex Tax Bill | Post-Annex Tax Bill | Net Tax Bill Increase Due Solely to AV Growth (12% Aggregate over 4 years) | Net Tax Bill Increase Due to Difference Between Fire Rates (1) | Net Tax Bill Increase Due to Annexation | Total Post-Annexation Net Tax Bill Increase | Benefit 1 Yearly Sewer Bill Savings (@ 4000 Gal/Month) | Benefit 2 Yearly Fire Protection (Water Surcharge) Savings | Post-Annex Tax Bill Inc/(Dec) |
|--|--------------------------|--------|-----------------|----|------------------------|--------------------------------------|-------------------|---------------------------------------|--------------------------|--------------------|---------------------|--|--|---|---|--|--|-------------------------------|
| Suellow, James E & Helen L                                 | 53-08-11-406-002.000-008 | 1627   | 2               | N  | \$ 392,900             | \$ 166,765                           | \$ 226,135        | \$1.5437                              | \$2.2845                 | \$ 3,367.08        | \$ 4,644.38         | \$ 497.61  | \$ -   | \$ 779.69                               | \$ 1,277.30                                 | \$ 69.36   | \$ 22.20   | \$ 1,185.74                   |
| Morris, Ruth Ann   | 53-08-11-406-007.000-008 | 1627   | 2               | N  | \$ 489,700             | \$ 203,645                           | \$ 286,055        | \$1.5437                              | \$2.2845                 | \$ 4,259.24        | \$ 5,793.17         | \$ 620.70  | \$ -   | \$ 913.23                               | \$ 1,533.93                                 | \$ 69.36   | \$ 22.20   | \$ 1,442.37                   |
| Newkirk, Luzetta A Revocable Living Trust                  | 53-08-11-406-015.018-008 | 1627   | 2               | N  | \$ 551,900             | \$ 222,415                           | \$ 329,485        | \$1.5437                              | \$2.2845                 | \$ 4,905.92        | \$ 6,536.65         | \$ 700.35  | \$ -   | \$ 930.37                               | \$ 1,630.73                                 | \$ 69.36   | \$ 22.20   | \$ 1,539.17                   |
| Dinnsen, Daniel A & Judith A Gierut Revocable Living Trust | 53-01-43-069-219.000-008 | 1627   | 2               | N  | \$ 429,200             | \$ 179,470                           | \$ 249,730        | \$1.5437                              | \$2.2845                 | \$ 3,718.38        | \$ 5,076.40         | \$ 543.91  | \$ -   | \$ 814.11                               | \$ 1,358.02                                 | \$ -   | \$ -   | \$ 1,358.02                   |
| Brown, Margaret Revocable Trust                            | 53-08-11-406-009.000-008 | 1627   | 2               | N  | \$ 413,100             | \$ 173,835                           | \$ 239,265        | \$1.5437                              | \$2.2845                 | \$ 3,562.56        | \$ 4,884.79         | \$ 523.37  | \$ -   | \$ 798.85                               | \$ 1,322.23                                 | \$ 69.36   | \$ 22.20   | \$ 1,230.67                   |
| Maguire, Richard N & Karen Joy                             | 53-08-11-400-017.000-008 | 1627   | 2               | N  | \$ 2,240,000           | \$ 619,600                           | \$ 1,620,400      | \$1.5437                              | \$2.2845                 | \$ 24,201.92       | \$ 28,653.53        | \$ 3,070.02  | \$ -   | \$ 1,381.59                             | \$ 4,451.61                                 | \$ 69.36   | \$ 22.20   | \$ 4,360.05                   |
| Nunn, Kenneth L & Nunn, Leah K                             | 53-08-11-400-012.000-008 | 1627   | 2               | N  | \$ 1,884,800           | \$ -                                 | \$ 1,884,800      | \$1.5437                              | \$2.2845                 | \$ 29,095.66       | \$ 44,375.27        | \$ 4,754.49  | \$ -   | \$ 10,525.12                            | \$ 15,279.61                                | \$ 69.36   | \$ 22.20   | \$ 15,188.05                  |
| Curry, Tyler E & Colleen G                                 | 53-08-11-400-002.000-008 | 2452   | 2               | N  | \$ 1,030,600           | \$ 339,450                           | \$ 691,150        | \$1.5437                              | \$2.2845                 | \$ 10,322.04       | \$ 13,010.45        | \$ 1,393.98  | \$ -   | \$ 1,294.43                             | \$ 2,688.41                                 | \$ 69.36   | \$ 22.20   | \$ 2,596.85                   |
| Starr, Austin C & Jillian R                                | 53-08-11-400-011.000-008 | 1627   | 2               | N  | \$ 237,800             | \$ 3,000                             | \$ 234,800        | \$1.5437                              | \$2.2845                 | \$ 3,624.60        | \$ 6,007.66         | \$ 643.68  | \$ -   | \$ 1,739.38                             | \$ 2,383.06                                 | \$ 69.36   | \$ 22.20   | \$ 2,291.50                   |
| Schmalz, William J & Lisa L                                | 53-08-11-400-019.000-008 | 1627   | 2               | N  | \$ 941,600             | \$ 313,075                           | \$ 628,525        | \$1.5437                              | \$2.2845                 | \$ 9,393.70        | \$ 12,079.51        | \$ 1,294.23  | \$ -   | \$ 1,391.58                             | \$ 2,685.81                                 | \$ 69.36   | \$ 22.20   | \$ 2,594.25                   |
| Ghosh, Rinku & Prodyot Rev Trust                           | 53-08-11-400-009.000-008 | 1627   | 2               | N  | \$ 1,200,600           | \$ 360,950                           | \$ 839,650        | \$1.5437                              | \$2.2845                 | \$ 12,574.22       | \$ 16,106.29        | \$ 1,725.67  | \$ -   | \$ 1,806.40                             | \$ 3,532.07                                 | \$ 69.36   | \$ 22.20   | \$ 3,440.51                   |
| Chertkoff, Sharon O Revocable Living Trust                 | 53-08-11-400-007.000-008 | 1627   | 2               | N  | \$ 800,700             | \$ 296,850                           | \$ 503,850        | \$1.5437                              | \$2.2845                 | \$ 7,502.12        | \$ 9,507.91         | \$ 1,018.70  | \$ -   | \$ 987.09                               | \$ 2,005.79                                 | \$ 69.36   | \$ 22.20   | \$ 1,914.23                   |
| McCullough, Jerry W & Phyllis E                            | 53-08-11-400-001.001-008 | 1627   | 2               | N  | \$ 821,800             | \$ -                                 | \$ 821,800        | \$1.5437                              | \$2.2845                 | \$ 12,686.12       | \$ 19,294.68        | \$ 2,067.29  | \$ -   | \$ 4,541.27                             | \$ 6,608.56                                 | \$ 69.36   | \$ 22.20   | \$ 6,517.00                   |
| Edgeworth, John L  | 53-08-11-400-021.000-008 | 1970   | 2               | N  | \$ 857,700             | \$ 3,000                             | \$ 854,700        | \$1.5437                              | \$2.2845                 | \$ 13,194.00       | \$ 20,168.09        | \$ 2,160.87  | \$ -   | \$ 4,813.22                             | \$ 6,974.09                                 | \$ 69.36   | \$ 22.20   | \$ 6,882.53                   |
| Boyd, Herchell A & Julie P                                 | 53-08-11-400-006.000-008 | 1627   | 2               | N  | \$ 715,200             | \$ 296,185                           | \$ 419,015        | \$1.5437                              | \$2.2845                 | \$ 6,238.96        | \$ 8,402.82         | \$ 900.30  | \$ -   | \$ 1,263.55                             | \$ 2,163.86                                 | \$ 69.36   | \$ 22.20   | \$ 2,072.30                   |
| Beck, Jeffrey A & Kathryn L                                | 53-08-11-400-004.000-008 | 1627   | 2               | N  | \$ 98,100              | \$ -                                 | \$ 98,100         | \$1.5437                              | \$2.2845                 | \$ 1,514.36        | \$ 2,510.02         | \$ 268.93  | \$ -   | \$ 726.72                               | \$ 995.66                                   | \$ -   | \$ -   | \$ 995.66                     |
| Capps, Mandy Ahn & Capps, Donald Lee                       | 53-08-14-103-004.000-008 |        | 2               | N  | \$ 175,900             | \$ 93,815                            | \$ 82,085         | \$1.5437                              | \$2.2845                 | \$ 1,222.22        | \$ 2,025.78         | \$ 217.04  | \$ -   | \$ 586.51                               | \$ 803.56                                   | \$ -   | \$ -   | \$ 803.56                     |
| McMurry, Richard Eugene & Shirley Louise                   | 53-08-21-100-060.000-008 |        | 2               | N  | \$ 203,400             | \$ 93,220                            | \$ 110,180        | \$1.5437                              | \$2.2845                 | \$ 1,654.88        | \$ 2,711.99         | \$ 290.58  | \$ -   | \$ 766.53                               | \$ 1,057.11                                 | \$ 69.36   | \$ 14.76   | \$ 972.99                     |
| Hughes, William M & Cheryl K                               | 53-08-14-102-015.000-008 |        | 2               | N  | \$ 199,000             | \$ 101,900                           | \$ 97,100         | \$1.5437                              | \$2.2845                 | \$ 1,445.78        | \$ 2,333.53         | \$ 250.02  | \$ -   | \$ 637.73                               | \$ 887.75                                   | \$ -   | \$ -   | \$ 887.75                     |
| Lantz, Carolyn Sias  | 53-08-14-102-004.000-008 |        | 2               | N  | \$ 210,500             | \$ 102,925                           | \$ 107,575        | \$1.5437                              | \$2.2845                 | \$ 1,601.76        | \$ 2,473.63         | \$ 265.03  | \$ -   | \$ 606.83                               | \$ 871.87                                   | \$ -   | \$ -   | \$ 871.87                     |
| Gentry Estates Dev Co Inc                                  | 53-08-01-400-134.296-008 |        | 2               | N  | \$ -                   | \$ -                                 | \$ -              | \$1.5437                              | \$2.2845                 | \$ -               | \$ -                | \$ -   | \$ -   | \$ -                                    | \$ -  | \$ -   | \$ -   | \$ -                          |
| Gentry Estates Dev Co Inc                                  | 53-08-01-400-134.297-008 |        | 2               | N  | \$ -                   | \$ -                                 | \$ -              | \$1.5437                              | \$2.2845                 | \$ -               | \$ -                | \$ -   | \$ -   | \$ -                                    | \$ -  | \$ -   | \$ -   | \$ -                          |
| Gentry Estates Dev Co Inc                                  | 53-08-01-400-134.298-008 |        | 2               | N  | \$ -                   | \$ -                                 | \$ -              | \$1.5437                              | \$2.2845                 | \$ -               | \$ -                | \$ -   | \$ -   | \$ -                                    | \$ -  | \$ -   | \$ -   | \$ -                          |
| Summers, Sam   | 53-08-21-200-020.000-008 |        | 2               | N  | \$ 101,200             | \$ 64,250                            | \$ 36,950         | \$1.5437                              | \$2.2845                 | \$ 550.82          | \$ 912.98           | \$ 97.82   | \$ -   | \$ 264.34                               | \$ 362.16                                   | \$ 69.36   | \$ 14.76   | \$ 278.04                     |
| Delaney, Carolyn L   | 53-08-21-200-081.000-008 |        | 2               | N  | \$ 134,500             | \$ 79,045                            | \$ 55,455         | \$1.5437                              | \$2.2845                 | \$ 825.70          | \$ 1,368.58         | \$ 146.64  | \$ -   | \$ 396.23                               | \$ 542.88                                   | \$ 69.36   | \$ 22.20   | \$ 451.32                     |
| Short, Charles R Jr & Diane E                              | 53-08-21-100-099.000-008 | 1907   | 2               | N  | \$ 304,400             | \$ 138,790                           | \$ 165,610        | \$1.5437                              | \$2.2845                 | \$ 2,465.88        | \$ 3,587.90         | \$ 384.41  | \$ -   | \$ 737.60                               | \$ 1,122.02                                 | \$ 69.36   | \$ 22.20   | \$ 1,030.46                   |
| Woody, Steven D & Patricia M                               | 53-08-21-100-079.000-008 | 1915   | 2               | N  | \$ 400,200             | \$ 172,320                           | \$ 227,880        | \$1.5437                              | \$2.2845                 | \$ 3,393.04        | \$ 4,728.03         | \$ 506.58  | \$ -   | \$ 828.41                               | \$ 1,334.99                                 | \$ 69.36   | \$ 22.20   | \$ 1,243.43                   |
| Mood, Ronald Keith & Carol L Rev Trust                     | 53-08-21-100-098.000-008 | 1915   | 2               | N  | \$ 291,100             | \$ 131,135                           | \$ 159,965        | \$1.5437                              | \$2.2845                 | \$ 2,381.82        | \$ 3,432.86         | \$ 367.81  | \$ -   | \$ 683.23                               | \$ 1,051.04                                 | \$ 69.36   | \$ 22.20   | \$ 959.48                     |
| Brinser, Steven M & Sally A                                | 53-08-21-100-075.000-008 | 1915   | 2               | N  | \$ 338,400             | \$ 150,690                           | \$ 187,710        | \$1.5437                              | \$2.2845                 | \$ 2,794.92        | \$ 3,992.53         | \$ 427.77  | \$ -   | \$ 769.84                               | \$ 1,197.61                                 | \$ 69.36   | \$ 22.20   | \$ 1,106.05                   |
| Reynolds, Jennifer A                                       | 53-08-21-100-068.000-008 | 1960   | 2               | N  | \$ 377,000             | \$ 153,000                           | \$ 224,000        | \$1.5437                              | \$2.2845                 | \$ 3,351.16        | \$ 4,816.32         | \$ 516.03  | \$ -   | \$ 949.13                               | \$ 1,465.16                                 | \$ 69.36   | \$ 22.20   | \$ 1,373.60                   |
| Black, William & Dawn                                      | 53-08-21-100-067.000-008 | 1915   | 2               | N  | \$ 304,200             | \$ 138,720                           | \$ 165,480        | \$1.5437                              | \$2.2845                 | \$ 2,463.92        | \$ 3,585.53         | \$ 384.17  | \$ -   | \$ 737.44                               | \$ 1,121.61                                 | \$ 69.36   | \$ 22.20   | \$ 1,030.05                   |
| Rightsell, Howard E  | 53-08-21-100-064.000-008 | 1915   | 2               | N  | \$ 286,200             | \$ 132,420                           | \$ 153,780        | \$1.5437                              | \$2.2845                 | \$ 2,289.72        | \$ 3,371.31         | \$ 361.22  | \$ -   | \$ 720.37                               | \$ 1,081.59                                 | \$ 69.36   | \$ 22.20   | \$ 990.03                     |
| Guthrie, Deanna M & Stillions, Paula W                     | 53-08-21-100-124.000-008 | 1915   | 2               | N  | \$ 307,800             | \$ 139,980                           | \$ 167,820        | \$1.5437                              | \$2.2845                 | \$ 2,498.78        | \$ 3,628.36         | \$ 388.75  | \$ -   | \$ 740.83                               | \$ 1,129.58                                 | \$ 69.36   | \$ 22.20   | \$ 1,038.02                   |
| Chapman, Paula C   | 53-08-21-100-106.000-008 | 1916   | 2               | N  | \$ 345,800             | \$ 150,280                           | \$ 195,520        | \$1.5437                              | \$2.2845                 | \$ 2,911.22        | \$ 4,083.83         | \$ 437.55  | \$ -   | \$ 735.07                               | \$ 1,172.61                                 | \$ 69.36   | \$ 22.20   | \$ 1,081.05                   |
| Duncan, Nikolas Derek & Angela                             | 53-08-21-100-062.000-008 | 2057   | 2               | N  | \$ 457,700             | \$ 217,405                           | \$ 240,295        | \$1.5437                              | \$2.2845                 | \$ 3,577.90        | \$ 5,385.40         | \$ 577.00  | \$ -   | \$ 1,230.50                             | \$ 1,807.50                                 | \$ 69.36   | \$ 22.20   | \$ 1,715.94                   |
| McCart, Carolyn  | 53-08-21-100-094.000-008 | 2141   | 2               | N  | \$ 528,900             | \$ 213,735                           | \$ 315,165        | \$1.5437                              | \$2.2845                 | \$ 4,693.68        | \$ 6,287.56         | \$ 673.67  | \$ -   | \$ 920.21                               | \$ 1,593.88                                 | \$ -   | \$ -   | \$ 1,593.88                   |
| Levy, J Scott & Susan J                                    | 53-08-21-100-055.000-008 | 1951   | 2               | N  | \$ 363,300             | \$ 159,405                           | \$ 203,895        | \$1.5437                              | \$2.2845                 | \$ 3,035.92        | \$ 4,288.87         | \$ 459.51  | \$ -   | \$ 793.43                               | \$ 1,252.95                                 | \$ 69.36   | \$ 22.20   | \$ 1,161.39                   |
| Rodkin, Eric M & Atlas, Deborah                            | 53-08-21-100-092.000-008 | 1908   | 2               | N  | \$ 389,400             | \$ 168,540                           | \$ 220,860        | \$1.5437                              | \$2.2845                 | \$ 3,288.52        | \$ 4,599.49         | \$ 492.80  | \$ -   | \$ 818.17                               | \$ 1,310.97                                 | \$ 69.36   | \$ 22.20   | \$ 1,219.41                   |
| Hiller, Darren & Tracie                                    | 53-08-21-100-108.000-008 | 1952   | 2               | N  | \$ 441,800             | \$ 177,640                           | \$ 264,160        | \$1.5437                              | \$2.2845                 | \$ 3,946.04        | \$ 5,510.87         | \$ 590.45  | \$ -   | \$ 974.38                               | \$ 1,564.83                                 | \$ 69.36   | \$ 22.20   | \$ 1,473.27                   |
| Barnas, Martina M  | 53-08-21-100-107.000-008 | 1969   | 2               | N  | \$ 406,400             | \$ 174,490                           | \$ 231,910        | \$1.5437                              | \$2.2845                 | \$ 3,453.04        | \$ 4,801.81         | \$ 514.48  | \$ -   | \$ 834.29                               | \$ 1,348.77                                 | \$ 69.36   | \$ 22.20   | \$ 1,257.21                   |
| Hunter, Kenya J  | 53-08-21-100-093.000-008 | 1925   | 2               | N  | \$ 425,900             | \$ 181,315                           | \$ 244,585        | \$1.5437                              | \$2.2845                 | \$ 3,641.78        | \$ 5,033.88         | \$ 539.34  | \$ -   | \$ 852.76                               | \$ 1,392.10                                 | \$ 69.36   | \$ 22.20   | \$ 1,300.54                   |
| McConnell, Robert K & Barbara A                            | 53-08-21-100-127.000-008 | 1915   | 2               | N  | \$ 359,900             | \$ 158,215                           | \$ 201,685        | \$1.5437                              | \$2.2845                 | \$ 3,003.00        | \$ 4,248.41         | \$ 455.18  | \$ -   | \$ 790.22                               | \$ 1,245.41                                 | \$ 69.36   | \$ 22.20   | \$ 1,153.85                   |
| Houghton, Stephen R Revocable Living Trust                 | 53-08-21-100-087.000-008 | 1915   | 2               | N  | \$ 352,300             | \$ 155,555                           | \$ 196,745        | \$1.5437                              | \$2.2845                 | \$ 2,929.46        | \$ 4,157.95         | \$ 445.49  | \$ -   | \$ 783.01                               | \$ 1,228.49                                 | \$ 69.36   | \$ 22.20   | \$ 1,136.93                   |
| Jackson, Jason T & Karen S                                 | 53-08-21-100-103.000-008 | 1915   | 2               | N  | \$ 398,300             | \$ 166,860                           | \$ 231,440        | \$1.5437                              | \$2.2845                 | \$ 3,451.92        | \$ 4,819.38         | \$ 516.37  | \$ -   | \$ 851.09                               | \$ 1,367.46                                 | \$ 69.36   | \$ 22.20   | \$ 1,275.90                   |

# City of Bloomington



## Area #2: South-East Annexation Area - Tax Impacts Analysis

Note (1): This section shows the inc/(dec) in tax bills due to differences between township fire protection rates and the Monroe Fire Protection District fire rate

| Owner Name   | Parcel #                 | Waiver | Annexation Area | AG | 2020 Pay 2021 Gross AV | 2020 Pay 2021 Deductions /Exemptions | 2020 Pay 2021 NAV | Pre-Annex 2020 Pay 2021 Prop Tax Rate | Post-Annex Prop Tax Rate | Pre-Annex Tax Bill | Post-Annex Tax Bill | Net Tax Bill Increase Due Solely to AV Growth (12% Aggregate over 4 years) | Net Tax Bill Increase Due to Difference Between Fire Rates (1) | Net Tax Bill Increase Due to Annexation | Total Post-Annexation Net Tax Bill Increase | Benefit 1 Yearly Sewer Bill Savings (@ 4000 Gal/Month) | Benefit 2 Yearly Fire Protection (Water Surcharge) Savings | Post-Annex Tax Bill Inc/(Dec) | Net of Benefits |
|--|--------------------------|--------|-----------------|----|------------------------|--------------------------------------|-------------------|---------------------------------------|--------------------------|--------------------|---------------------|--|--|---|---|--|--|-------------------------------|-----------------|
| Vanderkolff, Jonathan Peter & Michelle Jeanette Marcella | 53-08-21-100-065.000-008 | 1912   | 2               | N  | \$ 362,300             | \$ 159,055                           | \$ 203,245        | \$ 1,5437                             | \$ 2.2845                | \$ 3,026.24        | \$ 4,276.96         | \$ 458.24  | \$ -   | \$ 792.48                               | \$ 1,250.72                                 | \$ 69.36   | \$ 22.20   | \$ 1,159.16                   |                 |
| McClaire, Kimberly M & Jeffrey A                         | 53-08-21-100-054.000-008 | 1915   | 2               | N  | \$ 430,700             | \$ 182,995                           | \$ 247,705        | \$ 1,5437                             | \$ 2.2845                | \$ 3,688.24        | \$ 5,091.01         | \$ 545.47  | \$ -   | \$ 857.30                               | \$ 1,402.77                                 | \$ 69.36   | \$ 22.20   | \$ 1,311.21                   |                 |
| Krishnan, H Shanker & Radha Divakaran                    | 53-08-21-100-058.000-008 | 1915   | 2               | N  | \$ 411,600             | \$ 173,310                           | \$ 238,290        | \$ 1,5437                             | \$ 2.2845                | \$ 3,548.04        | \$ 4,866.93         | \$ 521.46  | \$ -   | \$ 797.43                               | \$ 1,318.89                                 | \$ 69.36   | \$ 22.20   | \$ 1,227.33                   |                 |
| Hill, Sierra Sue   | 53-08-11-101-066.000-008 | 1469   | 2               | N  | \$ 109,600             | \$ 70,610                            | \$ 38,990         | \$ 1,5437                             | \$ 2.2845                | \$ 580.56          | \$ 962.24           | \$ 103.10  | \$ -   | \$ 278.58                               | \$ 381.68                                   | \$ -   | \$ -   | \$ 381.68                     |                 |
| Cedarwood Properties LLC                                 | 53-08-14-200-040.001-008 | 2029   | 2               | N  | \$ 162,900             | \$ -                                 | \$ 162,900        | \$ 1,5437                             | \$ 2.2845                | \$ 2,514.68        | \$ 3,824.66         | \$ 409.78  | \$ -   | \$ 900.19                               | \$ 1,309.98                                 | \$ 69.36   | \$ 22.20   | \$ 1,218.42                   |                 |
| Doty, Carolyn Revocable Living Trust                     | 53-08-14-200-040.002-008 | 2029   | 2               | N  | \$ 159,600             | \$ -                                 | \$ 159,600        | \$ 1,5437                             | \$ 2.2845                | \$ 2,463.76        | \$ 3,747.18         | \$ 401.48  | \$ -   | \$ 881.93                               | \$ 1,283.42                                 | \$ 69.36   | \$ 22.20   | \$ 1,191.86                   |                 |
| Cummings, Charles B                                      | 53-08-14-200-040.003-008 | 2029   | 2               | N  | \$ 180,100             | \$ 95,285                            | \$ 84,815         | \$ 1,5437                             | \$ 2.2845                | \$ 1,262.86        | \$ 2,093.15         | \$ 224.27  | \$ -   | \$ 606.02                               | \$ 830.29                                   | \$ 69.36   | \$ 22.20   | \$ 738.73                     |                 |
| Craft, Frances   | 53-08-21-200-032.000-008 |        | 2               | N  | \$ 114,900             | \$ -                                 | \$ 114,900        | \$ 1,5437                             | \$ 2.2845                | \$ 1,773.72        | \$ 2,697.69         | \$ 289.04  | \$ -   | \$ 634.93                               | \$ 923.97                                   | \$ 69.36   | \$ 22.20   | \$ 832.41                     |                 |
| Jallal, Nasir & Koehnlein, Phyllis                       | 53-08-01-400-077.000-008 |        | 2               | N  | \$ 12,600              | \$ -                                 | \$ 12,600         | \$ 1,5437                             | \$ 2.2845                | \$ 194.52          | \$ 322.39           | \$ 34.54   | \$ -   | \$ 93.33                                | \$ 127.87                                   | \$ -   | \$ -   | \$ 127.87                     |                 |
| Moore, Karen L   | 53-08-21-400-042.000-008 | 1783   | 2               | N  | \$ 181,000             | \$ 95,600                            | \$ 85,400         | \$ 1,5437                             | \$ 2.2845                | \$ 1,271.56        | \$ 2,107.58         | \$ 225.81  | \$ -   | \$ 610.21                               | \$ 836.02                                   | \$ 69.36   | \$ 22.20   | \$ 744.46                     |                 |
| Hulley, Brian  | 53-08-21-400-031.000-008 | 1783   | 2               | N  | \$ 152,400             | \$ 85,590                            | \$ 66,810         | \$ 1,5437                             | \$ 2.2845                | \$ 994.78          | \$ 1,648.80         | \$ 176.65  | \$ -   | \$ 477.37                               | \$ 654.02                                   | \$ 69.36   | \$ 22.20   | \$ 562.46                     |                 |
| Howell, Chris A & Stacy L                                | 53-08-21-400-029.000-008 | 1783   | 2               | N  | \$ 204,300             | \$ 103,755                           | \$ 100,545        | \$ 1,5437                             | \$ 2.2845                | \$ 1,497.08        | \$ 2,396.60         | \$ 256.77  | \$ -   | \$ 642.74                               | \$ 899.52                                   | \$ 69.36   | \$ 22.20   | \$ 807.96                     |                 |
| McWhorter, Jennifer S                                    | 53-08-21-400-052.000-008 | 1783   | 2               | N  | \$ 165,500             | \$ 89,335                            | \$ 76,165         | \$ 1,5437                             | \$ 2.2845                | \$ 1,134.08        | \$ 1,879.69         | \$ 201.40  | \$ -   | \$ 544.21                               | \$ 745.61                                   | \$ 69.36   | \$ 22.20   | \$ 654.05                     |                 |
| Argeropolos, Crystal A & Jason                           | 53-08-21-400-037.000-008 | 1783   | 2               | N  | \$ 182,700             | \$ 96,195                            | \$ 86,505         | \$ 1,5437                             | \$ 2.2845                | \$ 1,288.04        | \$ 2,134.87         | \$ 228.74  | \$ -   | \$ 618.09                               | \$ 846.83                                   | \$ 69.36   | \$ 22.20   | \$ 755.27                     |                 |
| Helmerich, Richard L & Kira L                            | 53-08-21-400-038.000-008 | 1783   | 2               | N  | \$ 160,100             | \$ 88,285                            | \$ 71,815         | \$ 1,5437                             | \$ 2.2845                | \$ 1,069.30        | \$ 1,772.33         | \$ 189.90  | \$ -   | \$ 513.13                               | \$ 703.03                                   | \$ 69.36   | \$ 22.20   | \$ 611.47                     |                 |
| Bialy, Denise  | 53-08-21-400-021.000-008 | 1783   | 2               | N  | \$ 151,500             | \$ 82,275                            | \$ 69,225         | \$ 1,5437                             | \$ 2.2845                | \$ 1,030.74        | \$ 1,708.41         | \$ 183.04  | \$ -   | \$ 494.63                               | \$ 677.67                                   | \$ 69.36   | \$ 22.20   | \$ 586.11                     |                 |
| Arbeiter, Gary E   | 53-08-21-400-058.000-008 | 1783   | 2               | N  | \$ 167,800             | \$ 90,980                            | \$ 76,820         | \$ 1,5437                             | \$ 2.2845                | \$ 1,143.82        | \$ 1,895.83         | \$ 203.12  | \$ -   | \$ 548.90                               | \$ 752.01                                   | \$ 69.36   | \$ 22.20   | \$ 660.45                     |                 |
| Amandola, Mary T   | 53-08-21-400-033.000-008 | 1783   | 2               | N  | \$ 228,100             | \$ 108,735                           | \$ 119,365        | \$ 1,5437                             | \$ 2.2845                | \$ 1,777.84        | \$ 2,696.77         | \$ 288.94  | \$ -   | \$ 629.99                               | \$ 918.93                                   | \$ 69.36   | \$ 22.20   | \$ 827.37                     |                 |
| Townhomes on the Green LLC                               | 53-08-14-200-036.048-008 | 2029   | 2               | N  | \$ 161,900             | \$ -                                 | \$ 161,900        | \$ 1,5437                             | \$ 2.2845                | \$ 2,499.24        | \$ 3,801.18         | \$ 407.27  | \$ -   | \$ 894.67                               | \$ 1,301.94                                 | \$ 69.36   | \$ 22.20   | \$ 1,210.38                   |                 |
| Townhomes on the Green LLC                               | 53-08-14-200-036.049-008 | 2029   | 2               | N  | \$ 157,300             | \$ -                                 | \$ 157,300        | \$ 1,5437                             | \$ 2.2845                | \$ 2,428.24        | \$ 3,693.18         | \$ 395.70  | \$ -   | \$ 869.24                               | \$ 1,264.94                                 | \$ 69.36   | \$ 22.20   | \$ 1,173.38                   |                 |
| Townhomes on the Green LLC                               | 53-08-14-200-036.050-008 | 2029   | 2               | N  | \$ 161,900             | \$ -                                 | \$ 161,900        | \$ 1,5437                             | \$ 2.2845                | \$ 2,499.24        | \$ 3,801.18         | \$ 407.27  | \$ -   | \$ 894.67                               | \$ 1,301.94                                 | \$ 69.36   | \$ 22.20   | \$ 1,210.38                   |                 |
| Townhomes on the Green LLC                               | 53-08-14-200-036.051-008 | 2029   | 2               | N  | \$ 160,100             | \$ -                                 | \$ 160,100        | \$ 1,5437                             | \$ 2.2845                | \$ 2,471.46        | \$ 3,758.92         | \$ 402.74  | \$ -   | \$ 884.72                               | \$ 1,287.46                                 | \$ 69.36   | \$ 22.20   | \$ 1,195.90                   |                 |
| Townhomes on the Green LLC                               | 53-08-14-200-036.052-008 | 2029   | 2               | N  | \$ 157,300             | \$ -                                 | \$ 157,300        | \$ 1,5437                             | \$ 2.2845                | \$ 2,428.24        | \$ 3,693.18         | \$ 395.70  | \$ -   | \$ 869.24                               | \$ 1,264.94                                 | \$ 69.36   | \$ 22.20   | \$ 1,173.38                   |                 |
| Hitzeman, Steven A. & Janet R.                           | 53-08-14-103-014.000-008 |        | 2               | N  | \$ 242,100             | \$ 113,985                           | \$ 128,115        | \$ 1,5437                             | \$ 2.2845                | \$ 1,907.58        | \$ 2,849.70         | \$ 305.33  | \$ -   | \$ 636.79                               | \$ 942.12                                   | \$ -   | \$ -   | \$ 942.12                     |                 |
| Townhomes on the Green LLC                               | 53-08-14-200-036.053-008 | 2029   | 2               | N  | \$ 161,900             | \$ -                                 | \$ 161,900        | \$ 1,5437                             | \$ 2.2845                | \$ 2,499.24        | \$ 3,801.18         | \$ 407.27  | \$ -   | \$ 894.67                               | \$ 1,301.94                                 | \$ 69.36   | \$ 22.20   | \$ 1,210.38                   |                 |
| Townhomes on the Green LLC                               | 53-08-14-200-036.054-008 | 2029   | 2               | N  | \$ 161,900             | \$ -                                 | \$ 161,900        | \$ 1,5437                             | \$ 2.2845                | \$ 2,499.24        | \$ 3,801.18         | \$ 407.27  | \$ -   | \$ 894.67                               | \$ 1,301.94                                 | \$ 69.36   | \$ 22.20   | \$ 1,210.38                   |                 |
| Townhomes on the Green LLC                               | 53-08-14-200-036.055-008 | 2029   | 2               | N  | \$ 157,300             | \$ -                                 | \$ 157,300        | \$ 1,5437                             | \$ 2.2845                | \$ 2,428.24        | \$ 3,693.18         | \$ 395.70  | \$ -   | \$ 869.24                               | \$ 1,264.94                                 | \$ 69.36   | \$ 22.20   | \$ 1,173.38                   |                 |
| Townhomes on the Green LLC                               | 53-08-14-200-036.056-008 | 2029   | 2               | N  | \$ 161,900             | \$ -                                 | \$ 161,900        | \$ 1,5437                             | \$ 2.2845                | \$ 2,499.24        | \$ 3,801.18         | \$ 407.27  | \$ -   | \$ 894.67                               | \$ 1,301.94                                 | \$ 69.36   | \$ 22.20   | \$ 1,210.38                   |                 |
| Townhomes on the Green LLC                               | 53-08-14-200-036.057-008 | 2029   | 2               | N  | \$ 164,200             | \$ -                                 | \$ 164,200        | \$ 1,5437                             | \$ 2.2845                | \$ 2,534.76        | \$ 3,855.18         | \$ 413.05  | \$ -   | \$ 907.36                               | \$ 1,320.42                                 | \$ 69.36   | \$ 22.20   | \$ 1,228.86                   |                 |
| Townhomes on the Green LLC                               | 53-08-14-200-036.058-008 | 2029   | 2               | N  | \$ 163,800             | \$ -                                 | \$ 163,800        | \$ 1,5437                             | \$ 2.2845                | \$ 2,528.58        | \$ 3,845.79         | \$ 412.05  | \$ -   | \$ 905.16                               | \$ 1,317.21                                 | \$ 69.36   | \$ 22.20   | \$ 1,225.65                   |                 |
| Townhomes on the Green LLC                               | 53-08-14-200-036.059-008 | 2029   | 2               | N  | \$ 164,700             | \$ -                                 | \$ 164,700        | \$ 1,5437                             | \$ 2.2845                | \$ 2,542.48        | \$ 3,866.92         | \$ 414.31  | \$ -   | \$ 910.13                               | \$ 1,324.44                                 | \$ 69.36   | \$ 22.20   | \$ 1,232.88                   |                 |
| Townhomes on the Green LLC                               | 53-08-14-200-036.060-008 | 2029   | 2               | N  | \$ 161,100             | \$ -                                 | \$ 161,100        | \$ 1,5437                             | \$ 2.2845                | \$ 2,486.90        | \$ 3,782.40         | \$ 405.26  | \$ -   | \$ 890.24                               | \$ 1,295.50                                 | \$ 69.36   | \$ 22.20   | \$ 1,203.94                   |                 |
| Townhomes on the Green LLC                               | 53-08-14-200-036.061-008 | 2029   | 2               | N  | \$ 161,900             | \$ -                                 | \$ 161,900        | \$ 1,5437                             | \$ 2.2845                | \$ 2,499.24        | \$ 3,801.18         | \$ 407.27  | \$ -   | \$ 894.67                               | \$ 1,301.94                                 | \$ 69.36   | \$ 22.20   | \$ 1,210.38                   |                 |
| Townhomes on the Green LLC                               | 53-08-14-200-036.062-008 | 2029   | 2               | N  | \$ 161,900             | \$ -                                 | \$ 161,900        | \$ 1,5437                             | \$ 2.2845                | \$ 2,499.24        | \$ 3,801.18         | \$ 407.27  | \$ -   | \$ 894.67                               | \$ 1,301.94                                 | \$ 69.36   | \$ 22.20   | \$ 1,210.38                   |                 |
| Townhomes on the Green LLC                               | 53-08-14-200-036.063-008 | 2029   | 2               | N  | \$ 156,100             | \$ -                                 | \$ 156,100        | \$ 1,5437                             | \$ 2.2845                | \$ 2,409.72        | \$ 3,665.00         | \$ 392.68  | \$ -   | \$ 862.60                               | \$ 1,255.28                                 | \$ 69.36   | \$ 22.20   | \$ 1,163.72                   |                 |
| Townhomes on the Green LLC                               | 53-08-14-200-036.064-008 | 2029   | 2               | N  | \$ 161,900             | \$ -                                 | \$ 161,900        | \$ 1,5437                             | \$ 2.2845                | \$ 2,499.24        | \$ 3,801.18         | \$ 407.27  | \$ -   | \$ 894.67                               | \$ 1,301.94                                 | \$ 69.36   | \$ 22.20   | \$ 1,210.38                   |                 |
| Townhomes on the Green LLC                               | 53-08-14-200-036.065-008 | 2029   | 2               | N  | \$ 161,900             | \$ -                                 | \$ 161,900        | \$ 1,5437                             | \$ 2.2845                | \$ 2,499.24        | \$ 3,801.18         | \$ 407.27  | \$ -   | \$ 894.67                               | \$ 1,301.94                                 | \$ 69.36   | \$ 22.20   | \$ 1,210.38                   |                 |
| Townhomes on the Green LLC                               | 53-08-14-200-036.066-008 | 2029   | 2               | N  | \$ 156,100             | \$ -                                 | \$ 156,100        | \$ 1,5437                             | \$ 2.2845                | \$ 2,409.72        | \$ 3,665.00         | \$ 392.68  | \$ -   | \$ 862.60                               | \$ 1,255.28                                 | \$ 69.36   | \$ 22.20   | \$ 1,163.72                   |                 |
| Townhomes On The Green LLC                               | 53-08-14-200-036.067-008 | 2029   | 2               | N  | \$ 159,600             | \$ -                                 | \$ 159,600        | \$ 1,5437                             | \$ 2.2845                | \$ 2,463.76        | \$ 3,747.18         | \$ 401.48  | \$ -   | \$ 881.93                               | \$ 1,283.42                                 | \$ 69.36   | \$ 22.20   | \$ 1,191.86                   |                 |
| Woods, William A & Thresa E Trust                        | 53-08-21-200-102.000-008 |        | 2               | N  | \$ 143,700             | \$ 79,195                            | \$ 64,505         | \$ 1,5437                             | \$ 2.2845                | \$ 961.00          | \$ 1,592.84         | \$ 170.67  | \$ -   | \$ 461.17                               | \$ 631.84                                   | \$ 69.36   | \$ 14.76   | \$ 547.72                     |                 |
| Winchell-haines, Sharon & Alvarez , Dawn Marie           | 53-08-20-403-014.000-008 |        | 2               | N  | \$ 66,300              | \$ 51,692                            | \$ 14,608         | \$ 1,5437                             | \$ 2.2845                | \$ 217.50          | \$ 360.51           | \$ 38.63   | \$ -   | \$ 104.38                               | \$ 143.01                                   | \$ 69.36   | \$ 22.20   | \$ 51.45                      |                 |
| Young, Shelby  | 53-08-20-400-069.000-008 |        | 2               | N  | \$ 113,700             | \$ 72,045                            | \$ 41,655         | \$ 1,5437                             | \$ 2.2845                | \$ 620.24          | \$ 1,028.02         | \$ 110.15  | \$ -   | \$ 297.62                               | \$ 407.78                                   | \$ 69.36   | \$ 14.76   | \$ 323.66                     |                 |
| Gossman, James Alan                                      | 53-08-11-101-068.000-008 | 1519   | 2               | N  | \$ 119,600             | \$ 70,935                            | \$ 48,665         | \$ 1,5437                             | \$ 2.2845                | \$ 724.88          | \$ 1,201.47         | \$ 128.73  | \$ -   | \$ 347.86                               | \$ 476.59                                   | \$ -   | \$ -   | \$ 476.59                     |                 |
| Franklin, Brett & Cheryl Joint Revocable Living Trust    | 53-08-11-400-022.000-008 | 1627   | 2               | N  | \$ 904,800             | \$ 319,950                           | \$ 584,850        | \$ 1,5437                             | \$ 2.2845                | \$ 8,708.20        | \$ 10,764.56        | \$ 1,153.35  | \$ -   | \$ 903.01                               | \$ 2,056.36                                 | \$ -   | \$ -   | \$ 2,056.36                   |                 |
| Stowell, Michael J & Kathryn E                           | 53-08-11-400-023.000-008 | 1627   | 2               | N  | \$ 827,600             | \$ 303,125                           | \$ 524,475        | \$ 1,5437                             | \$ 2.2845                | \$ 7,809.24        | \$ 9,811.28         | \$ 1,051.21  | \$ -   | \$ 950.83                               | \$ 2,002.04                                 | \$ 69.36   | \$ 22.20   | \$ 1,910.48                   |                 |
| Nunn, Kenneth L & Nunn, Leah K                           | 53-08-11-400-018.000-008 | 1627   | 2               | N  | \$ 778,900             | \$ -                                 | \$ 778,900        | \$ 1,5437                             | \$ 2.2845                | \$ 12,023.88       | \$ 18,291.67        | \$ 1,959.82  | \$ -   | \$ 4,307.96                             | \$ 6,267.79                                 | \$ 69.36   | \$ 22.20   | \$ 6,176.23                   |                 |

# City of Bloomington



## Area #2: South-East Annexation Area - Tax Impacts Analysis

Note (1): This section shows the inc/(dec) in tax bills due to differences between township fire protection rates and the Monroe Fire Protection District fire rate

| Owner Name                                    | Parcel #                 | Waiver | Annexation Area | AG | 2020 Pay 2021 Gross AV | 2020 Pay 2021 Deductions /Exemptions | 2020 Pay 2021 NAV | Pre-Annex 2020 Pay 2021 Prop Tax Rate | Post-Annex Prop Tax Rate | Pre-Annex Tax Bill | Post-Annex Tax Bill | Net Tax Bill Increase Due Solely to AV Growth (12% Aggregate over 4 years) | Net Tax Bill to Difference Between Fire Rates (1) | Net Tax Bill Increase Due to Annexation | Total Post-Annexation Net Tax Bill Increase | Benefit 1 Yearly Sewer Bill Savings (@ 4000 Gal/Month) | Benefit 2 Yearly Fire Protection (Water Surcharge) Savings | Post-Annex Tax Bill Inc/(Dec) Net of Benefits |
|---|--------------------------|--------|-----------------|----|------------------------|--------------------------------------|-------------------|---------------------------------------|--------------------------|--------------------|---------------------|--|---|---|---|--|--|---|
| Geiger, Douglas D & M A Blue                  | 53-08-11-400-024.000-008 | 1627   | 2               | N  | \$ 743,600             | \$ 282,650                           | \$ 460,950        | \$1.5437                              | \$2.2845                 | \$ 6,863.38        | \$ 8,825.48         | \$ 945.59  | \$ -  | \$ 1,016.51                             | \$ 1,962.10                                 | \$ 69.36   | \$ 22.20   | \$ 1,870.54                                   |
| Edgeworth, Harry L & Barbara Sue              | 53-08-11-400-016.000-008 | 1580   | 2               | N  | \$ 938,000             | \$ 319,050                           | \$ 618,950        | \$1.5437                              | \$2.2845                 | \$ 9,236.08        | \$ 11,662.90        | \$ 1,249.60  | \$ -  | \$ 1,177.22                             | \$ 2,426.82                                 | \$ 69.36   | \$ 22.20   | \$ 2,335.26                                   |
| Saddlebrook Estates LLC                       | 53-08-11-400-013.000-008 | 1627   | 2               | N  | \$ 1,900               | \$ -                                 | \$ 1,900          | \$1.5437                              | \$2.2845                 | \$ 29.32           | \$ 48.61            | \$ 5.21  | \$ -  | \$ 14.09                                | \$ 19.29                                    | \$ -   | \$ -   | \$ 19.29                                      |
| Saddlebrook Estates LLC                       | 53-08-11-400-015.000-008 | 1627   | 2               | N  | \$ 1,900               | \$ -                                 | \$ 1,900          | \$1.5437                              | \$2.2845                 | \$ 29.32           | \$ 48.61            | \$ 5.21  | \$ -  | \$ 14.09                                | \$ 19.29                                    | \$ -   | \$ -   | \$ 19.29                                      |
| Sinn, Alan L & Andrea L                       | 53-08-12-300-013.000-008 |        | 2               | N  | \$ 255,000             | \$ 119,225                           | \$ 135,775        | \$1.5437                              | \$2.2845                 | \$ 2,023.56        | \$ 3,015.42         | \$ 323.08  | \$ -  | \$ 668.78                               | \$ 991.86                                   | \$ -   | \$ -   | \$ 991.86                                     |
| Board Of Commissioners Monroe County, The     | 53-08-12-300-012.000-008 |        | 2               | N  | \$ -                   | \$ -                                 | \$ -              | \$1.5437                              | \$2.2845                 | \$ -               | \$ -                | \$ -   | \$ -  | \$ -                                    | \$ -  | \$ -   | \$ -   | \$ -  |
| Sinn, Alan L & Andrea L                       | 53-08-12-300-008.000-008 |        | 2               | N  | \$ 31,400              | \$ -                                 | \$ 31,400         | \$1.5437                              | \$2.2845                 | \$ 484.72          | \$ 803.41           | \$ 86.08   | \$ -  | \$ 232.61                               | \$ 318.69                                   | \$ -   | \$ -   | \$ 318.69                                     |
| Short, Charles R Jr & Diane E                 | 53-08-12-301-009.001-008 | 2214   | 2               | N  | \$ 82,200              | \$ -                                 | \$ 82,200         | \$1.5437                              | \$2.2845                 | \$ 1,268.92        | \$ 2,103.19         | \$ 225.34  | \$ -  | \$ 608.93                               | \$ 834.27                                   | \$ -   | \$ -   | \$ 834.27                                     |
| Andersen, Greg & Lori Revocable Trust         | 53-08-12-301-009.002-008 | 2257   | 2               | N  | \$ 460,200             | \$ 188,175                           | \$ 272,025        | \$1.5437                              | \$2.2845                 | \$ 4,056.76        | \$ 5,569.74         | \$ 596.76  | \$ -  | \$ 916.22                               | \$ 1,512.98                                 | \$ 69.36   | \$ 22.20   | \$ 1,421.42                                   |
| Bowling, Chad Everett & Ashley Nicole         | 53-08-12-301-009.003-008 | 2214   | 2               | N  | \$ 75,200              | \$ 3,000                             | \$ 72,200         | \$1.5437                              | \$2.2845                 | \$ 1,114.56        | \$ 1,847.33         | \$ 197.93  | \$ -  | \$ 534.84                               | \$ 732.77                                   | \$ -   | \$ -   | \$ 732.77                                     |
| Smith, Kevin Lawrence & Shiela Paez           | 53-08-12-301-009.004-008 | 2214   | 2               | N  | \$ 680,300             | \$ 254,780                           | \$ 425,520        | \$1.5437                              | \$2.2845                 | \$ 6,358.56        | \$ 8,596.97         | \$ 921.10  | \$ -  | \$ 1,317.31                             | \$ 2,238.41                                 | \$ 69.36   | \$ 37.08   | \$ 2,131.97                                   |
| Thomas, George P & Grace G                    | 53-08-12-301-009.005-008 | 2215   | 2               | N  | \$ 404,900             | \$ 173,895                           | \$ 231,005        | \$1.5437                              | \$2.2845                 | \$ 3,439.56        | \$ 4,781.80         | \$ 512.34  | \$ -  | \$ 829.90                               | \$ 1,342.24                                 | \$ -   | \$ -   | \$ 1,342.24                                   |
| Eaton, J Michael & Mandi R                    | 53-08-12-301-009.006-008 | 2215   | 2               | N  | \$ 589,000             | \$ 238,330                           | \$ 350,670        | \$1.5437                              | \$2.2845                 | \$ 5,221.34        | \$ 6,972.77         | \$ 747.08  | \$ -  | \$ 1,004.36                             | \$ 1,751.43                                 | \$ 69.36   | \$ 22.20   | \$ 1,659.87                                   |
| Sinn, Wesley & Haley                          | 53-08-12-301-009.007-008 | 2215   | 2               | N  | \$ 77,100              | \$ -                                 | \$ 77,100         | \$1.5437                              | \$2.2845                 | \$ 1,190.20        | \$ 1,972.70         | \$ 211.36  | \$ -  | \$ 571.14                               | \$ 782.50                                   | \$ -   | \$ -   | \$ 782.50                                     |
| Cantrell, Dean & Angela Joint Revocable Trust | 53-08-12-301-009.008-008 | 2215   | 2               | N  | \$ 654,100             | \$ 253,310                           | \$ 400,790        | \$1.5437                              | \$2.2845                 | \$ 5,978.28        | \$ 7,984.10         | \$ 855.44  | \$ -  | \$ 1,150.38                             | \$ 2,005.82                                 | \$ 69.36   | \$ 22.20   | \$ 1,914.26                                   |
| Teddy Bear Real Estate LLC                    | 53-08-21-100-011.000-008 | 2349   | 2               | N  | \$ 190,200             | \$ -                                 | \$ 190,200        | \$1.5437                              | \$2.2845                 | \$ 2,936.12        | \$ 4,866.51         | \$ 521.41  | \$ -  | \$ 1,408.98                             | \$ 1,930.39                                 | \$ -   | \$ -   | \$ 1,930.39                                   |
| Teddy Bear Real Estate LLC                    | 53-08-21-100-032.000-008 | 2348   | 2               | N  | \$ 235,100             | \$ -                                 | \$ 235,100        | \$1.5437                              | \$2.2845                 | \$ 3,629.24        | \$ 6,015.34         | \$ 644.50  | \$ -  | \$ 1,741.60                             | \$ 2,386.10                                 | \$ -   | \$ -   | \$ 2,386.10                                   |
| Holmberg, Carl H & Lorraine C                 | 53-08-21-100-040.000-008 |        | 2               | N  | \$ 371,200             | \$ 157,025                           | \$ 214,175        | \$1.5437                              | \$2.2845                 | \$ 3,195.40        | \$ 4,510.54         | \$ 483.27  | \$ -  | \$ 831.87                               | \$ 1,315.14                                 | \$ -   | \$ -   | \$ 1,315.14                                   |
| El Sameed, Yaser Abu                          | 53-08-21-100-061.000-008 | 1926   | 2               | N  | \$ 435,800             | \$ 169,215                           | \$ 266,585        | \$1.5437                              | \$2.2845                 | \$ 3,989.00        | \$ 5,646.23         | \$ 604.95  | \$ -  | \$ 1,052.28                             | \$ 1,657.23                                 | \$ 69.36   | \$ 22.20   | \$ 1,565.67                                   |
| Kovacs, Vilmos & Sylvia                       | 53-08-21-100-088.000-008 | 1915   | 2               | N  | \$ 473,900             | \$ 198,115                           | \$ 275,785        | \$1.5437                              | \$2.2845                 | \$ 4,106.32        | \$ 5,605.13         | \$ 600.55  | \$ -  | \$ 898.26                               | \$ 1,498.81                                 | \$ 69.36   | \$ 22.20   | \$ 1,407.25                                   |
| Misenheimer, James M                          | 53-08-20-400-032.000-008 |        | 2               | N  | \$ 118,300             | \$ 70,655                            | \$ 47,645         | \$1.5437                              | \$2.2845                 | \$ 709.42          | \$ 1,175.82         | \$ 125.97  | \$ -  | \$ 340.43                               | \$ 466.40                                   | \$ 69.36   | \$ 14.76   | \$ 382.28                                     |
| Perry-Clear Creek Fire Protection District    | 53-08-16-300-025.000-008 |        | 2               | N  | \$ -                   | \$ -                                 | \$ -              | \$1.5437                              | \$2.2845                 | \$ -               | \$ -                | \$ -   | \$ -  | \$ -                                    | \$ -  | \$ 69.36   | \$ 22.20   | \$ (91.56)                                    |
| City of Bloomington Utilities                 | 53-01-42-209-001.000-008 |        | 2               | N  | \$ -                   | \$ -                                 | \$ -              | \$1.5437                              | \$2.2845                 | \$ -               | \$ -                | \$ -   | \$ -  | \$ -                                    | \$ -  | \$ -   | \$ -   | \$ -  |
| Buzzard, Keneth E Revocable Trust             | 53-08-21-100-074.000-008 | 1915   | 2               | N  | \$ 368,300             | \$ 161,155                           | \$ 207,145        | \$1.5437                              | \$2.2845                 | \$ 3,084.32        | \$ 4,348.37         | \$ 465.89  | \$ -  | \$ 798.16                               | \$ 1,264.05                                 | \$ 69.36   | \$ 22.20   | \$ 1,172.49                                   |
| Blind Squirrels LLC                           | 53-08-20-400-085.000-008 | 2446   | 2               | N  | \$ 161,900             | \$ -                                 | \$ 161,900        | \$1.5437                              | \$2.2845                 | \$ 2,499.24        | \$ 4,142.42         | \$ 443.83  | \$ -  | \$ 1,199.35                             | \$ 1,643.18                                 | \$ -   | \$ -   | \$ 1,643.18                                   |
| Brummett, Don Roy & Delores June              | 53-08-21-200-078.000-008 |        | 2               | N  | \$ 148,500             | \$ 79,825                            | \$ 68,675         | \$1.5437                              | \$2.2845                 | \$ 717.68          | \$ 1,698.46         | \$ 181.98  | \$ -  | \$ 798.81                               | \$ 980.78                                   | \$ 69.36   | \$ 14.76   | \$ 896.66                                     |
| Shank, Joanne & Ray Zdonek                    | 53-08-21-200-113.000-008 |        | 2               | N  | \$ 123,500             | \$ 75,475                            | \$ 48,025         | \$1.5437                              | \$2.2845                 | \$ 715.08          | \$ 1,185.21         | \$ 126.99  | \$ -  | \$ 343.14                               | \$ 470.13                                   | \$ 69.36   | \$ 22.20   | \$ 378.57                                     |
| Pierce, Edward R Jr                           | 53-08-21-200-138.000-008 |        | 2               | N  | \$ 92,500              | \$ 61,450                            | \$ 31,050         | \$1.5437                              | \$2.2845                 | \$ 462.60          | \$ 766.74           | \$ 82.15   | \$ -  | \$ 221.99                               | \$ 304.14                                   | \$ 69.36   | \$ 14.76   | \$ 220.02                                     |
| Abbott, Craig                                 | 53-08-21-200-064.000-008 |        | 2               | N  | \$ 129,600             | \$ 3,000                             | \$ 126,600        | \$1.5437                              | \$2.2845                 | \$ 1,954.32        | \$ 3,039.59         | \$ 325.67  | \$ -  | \$ 759.60                               | \$ 1,085.27                                 | \$ 69.36   | \$ 14.76   | \$ 1,001.15                                   |
| Wesley, Ann M                                 | 53-08-21-200-073.000-008 |        | 2               | N  | \$ 101,200             | \$ 64,495                            | \$ 36,705         | \$1.5437                              | \$2.2845                 | \$ 546.80          | \$ 906.30           | \$ 97.11   | \$ -  | \$ 262.39                               | \$ 359.50                                   | \$ 69.36   | \$ 22.20   | \$ 267.94                                     |
| Campbell, Sandy A                             | 53-08-21-200-047.000-008 |        | 2               | N  | \$ 107,000             | \$ 66,700                            | \$ 40,300         | \$1.5437                              | \$2.2845                 | \$ 600.04          | \$ 994.56           | \$ 106.56  | \$ -  | \$ 287.96                               | \$ 394.52                                   | \$ 69.36   | \$ 14.76   | \$ 310.40                                     |
| May, Paul B & Teresa R                        | 53-08-14-100-018.000-008 |        | 2               | N  | \$ 380,300             | \$ 153,490                           | \$ 226,810        | \$1.5437                              | \$2.2845                 | \$ 3,394.02        | \$ 4,881.59         | \$ 523.02  | \$ -  | \$ 964.55                               | \$ 1,487.57                                 | \$ -   | \$ -   | \$ 1,487.57                                   |
| Hillenberg, Norma D                           | 53-08-14-100-023.000-008 |        | 2               | N  | \$ 291,300             | \$ 130,715                           | \$ 160,585        | \$1.5437                              | \$2.2845                 | \$ 2,391.82        | \$ 3,454.39         | \$ 370.11  | \$ -  | \$ 692.46                               | \$ 1,062.57                                 | \$ -   | \$ -   | \$ 1,062.57                                   |
| Figert, Stephen & Rebecca                     | 53-08-21-300-027.000-008 |        | 2               | N  | \$ 163,100             | \$ 82,790                            | \$ 80,310         | \$1.5437                              | \$2.2845                 | \$ 1,204.36        | \$ 1,996.21         | \$ 213.88  | \$ -  | \$ 577.97                               | \$ 791.85                                   | \$ 69.36   | \$ 22.20   | \$ 700.29                                     |
| Hardwick-Hillenburg, Patti                    | 53-08-14-100-013.000-008 |        | 2               | N  | \$ 138,100             | \$ -                                 | \$ 138,100        | \$1.5437                              | \$2.2845                 | \$ 2,131.84        | \$ 3,246.82         | \$ 347.87  | \$ -  | \$ 767.10                               | \$ 1,114.98                                 | \$ -   | \$ -   | \$ 1,114.98                                   |
| Poole, Chandelle C                            | 53-08-21-400-047.000-008 | 1783   | 2               | N  | \$ 195,200             | \$ -                                 | \$ 195,200        | \$1.5437                              | \$2.2845                 | \$ 3,013.30        | \$ 4,583.01         | \$ 491.04  | \$ -  | \$ 1,078.68                             | \$ 1,569.71                                 | \$ 69.36   | \$ 22.20   | \$ 1,478.15                                   |
| Amandola, Joseph                              | 53-08-21-400-056.000-008 | 1783   | 2               | N  | \$ 160,600             | \$ 88,355                            | \$ 72,245         | \$1.5437                              | \$2.2845                 | \$ 1,075.70        | \$ 1,782.92         | \$ 191.02  | \$ -  | \$ 516.20                               | \$ 707.22                                   | \$ 69.36   | \$ 22.20   | \$ 615.66                                     |
| Schmidt, Stephen W                            | 53-08-21-400-028.000-008 | 1783   | 2               | N  | \$ 155,800             | \$ 83,780                            | \$ 72,020         | \$1.5437                              | \$2.2845                 | \$ 1,072.36        | \$ 1,777.38         | \$ 190.43  | \$ -  | \$ 514.59                               | \$ 705.02                                   | \$ 69.36   | \$ 22.20   | \$ 613.46                                     |
| Ackerman, Edmund Jackie William;              |                          |        |                 |    |                        |                                      |                   |                                       |                          |                    |                     |  |   |   |   |  |  |   |
| Ackerman, Clark Michael                       | 53-08-21-400-048.000-008 | 1783   | 2               | N  | \$ 174,900             | \$ 93,465                            | \$ 81,435         | \$1.5437                              | \$2.2845                 | \$ 1,212.52        | \$ 2,009.72         | \$ 215.32  | \$ -  | \$ 581.88                               | \$ 797.20                                   | \$ 69.36   | \$ 22.20   | \$ 705.64                                     |
| Keller, Shawn F & Lynn F                      | 53-08-21-400-023.000-008 | 1783   | 2               | N  | \$ 204,000             | \$ 103,650                           | \$ 100,350        | \$1.5437                              | \$2.2845                 | \$ 1,494.16        | \$ 2,393.03         | \$ 256.40  | \$ -  | \$ 642.48                               | \$ 898.87                                   | \$ 69.36   | \$ 22.20   | \$ 807.31                                     |
| Leffler, James H                              | 53-08-21-400-001.000-008 | 1783   | 2               | N  | \$ 179,900             | \$ 95,215                            | \$ 84,685         | \$1.5437                              | \$2.2845                 | \$ 1,260.92        | \$ 2,089.95         | \$ 223.92  | \$ -  | \$ 605.11                               | \$ 829.03                                   | \$ 69.36   | \$ 22.20   | \$ 737.47                                     |
| Gredy, Bob D                                  | 53-08-21-400-006.000-008 | 1783   | 2               | N  | \$ 203,500             | \$ 102,425                           | \$ 101,075        | \$1.5437                              | \$2.2845                 | \$ 1,504.96        | \$ 2,354.62         | \$ 252.28  | \$ -  | \$ 597.38                               | \$ 849.66                                   | \$ 69.36   | \$ 22.20   | \$ 758.10                                     |
| Love, Janet L Revocable Trust                 | 53-08-21-400-054.000-008 | 1783   | 2               | N  | \$ 168,300             | \$ 88,155                            | \$ 80,145         | \$1.5437                              | \$2.2845                 | \$ 1,193.32        | \$ 1,971.39         | \$ 211.21  | \$ -  | \$ 566.86                               | \$ 778.07                                   | \$ 69.36   | \$ 22.20   | \$ 686.51                                     |



# City of Bloomington

## Area #2: South-East Annexation Area - Tax Impacts Analysis



Note (1): This section shows the inc/(dec) in tax bills due to differences between township fire protection rates and the Monroe Fire Protection District fire rate

| Owner Name   | Parcel #                 | Waiver | Annexation Area | AG | 2020 Pay 2021 Gross AV | 2020 Pay 2021 Deductions /Exemptions | 2020 Pay 2021 NAV | Pre-Annex 2020 Pay 2021 Prop Tax Rate | Post-Annex Prop Tax Rate | Pre-Annex Tax Bill | Post-Annex Tax Bill | Net Tax Bill Increase Due Solely to AV Growth (12% Aggregate over 4 years) | Net Tax Bill Increase Due to Difference Between Fire Rates (1) | Net Tax Bill Increase Due to Annexation | Total Post-Annexation Net Tax Bill Increase | Benefit 1 Yearly Sewer Bill Savings (@ 4000 Gal/Month) | Benefit 2 Yearly Fire Protection (Water Surcharge) Savings | Post-Annex Tax Bill Inc/(Dec) | Net of Benefits |
|--|--------------------------|--------|-----------------|----|------------------------|--------------------------------------|-------------------|---------------------------------------|--------------------------|--------------------|---------------------|--|--|---|---|--|--|-------------------------------|-----------------|
| Kaden, Jeffrey L & Barbara M & Merideth, Kenneth David | 53-08-21-400-010.000-008 | 1783   | 2               | N  | \$ 192,300             | \$ 99,555                            | \$ 92,745         | \$ 1,5437                             | \$ 2.2845                | \$ 1,380.92        | \$ 2,253.78         | \$ 241.47  | \$ -   | \$ 631.39                               | \$ 872.86                                   | \$ 69.36   | \$ 22.20   | \$ 781.30                     | \$ -            |
| Schlegel, David W & Lisa M                             | 53-08-21-400-008.000-008 | 1783   | 2               | N  | \$ 270,200             | \$ 124,195                           | \$ 146,005        | \$ 1,5437                             | \$ 2.2845                | \$ 2,176.42        | \$ 3,210.01         | \$ 343.94  | \$ -   | \$ 689.65                               | \$ 1,033.59                                 | \$ 69.36   | \$ 22.20   | \$ 942.03                     | \$ -            |
| Chudy, Jeffery J & Lisa A                              | 53-08-21-400-009.000-008 | 1783   | 2               | N  | \$ 182,500             | \$ -                                 | \$ 182,500        | \$ 1,5437                             | \$ 2.2845                | \$ 2,817.24        | \$ 4,284.84         | \$ 459.09  | \$ -   | \$ 1,008.51                             | \$ 1,467.60                                 | \$ 69.36   | \$ 22.20   | \$ 1,376.04                   | \$ -            |
| Feller, Tia N  | 53-08-21-400-005.000-008 | 1783   | 2               | N  | \$ 154,400             | \$ 86,290                            | \$ 68,110         | \$ 1,5437                             | \$ 2.2845                | \$ 1,014.12        | \$ 1,680.89         | \$ 180.09  | \$ -   | \$ 486.68                               | \$ 666.77                                   | \$ 69.36   | \$ 22.20   | \$ 575.21                     | \$ -            |
| Bohn, James C & Jennifer M                             | 53-08-21-400-004.000-008 | 1783   | 2               | N  | \$ 203,700             | \$ 100,545                           | \$ 103,155        | \$ 1,5437                             | \$ 2.2845                | \$ 1,535.94        | \$ 2,392.71         | \$ 256.37  | \$ -   | \$ 600.40                               | \$ 856.77                                   | \$ 69.36   | \$ 22.20   | \$ 765.21                     | \$ -            |
| Smith, Jeffrey & Lisa Revocable Living Trust           | 53-08-01-400-094.000-008 |        | 2               | N  | \$ 175,100             | \$ -                                 | \$ 175,100        | \$ 1,5437                             | \$ 2.2845                | \$ 2,703.02        | \$ 4,129.43         | \$ 442.44  | \$ -   | \$ 983.97                               | \$ 1,426.41                                 | \$ -   | \$ -   | \$ 1,426.41                   | \$ -            |
| Arnold, Edward J. & Mary J.                            | 53-08-14-103-007.000-008 |        | 2               | N  | \$ 209,300             | \$ 102,505                           | \$ 106,795        | \$ 1,5437                             | \$ 2.2845                | \$ 1,590.12        | \$ 2,459.34         | \$ 263.49  | \$ -   | \$ 605.72                               | \$ 869.22                                   | \$ -   | \$ -   | \$ 869.22                     | \$ -            |
| Lung, Jennifer L                                       | 53-08-21-200-016.000-008 |        | 2               | N  | \$ 119,600             | \$ 63,830                            | \$ 55,770         | \$ 1,5437                             | \$ 2.2845                | \$ 841.78          | \$ 1,354.54         | \$ 145.12  | \$ -   | \$ 367.63                               | \$ 512.76                                   | \$ -   | \$ -   | \$ 512.76                     | \$ -            |
| Arthur, James M. & R. Darlene                          | 53-08-14-103-018.000-008 |        | 2               | N  | \$ 198,200             | \$ 101,340                           | \$ 96,860         | \$ 1,5437                             | \$ 2.2845                | \$ 1,442.20        | \$ 2,315.35         | \$ 248.07  | \$ -   | \$ 625.08                               | \$ 873.15                                   | \$ -   | \$ -   | \$ 873.15                     | \$ -            |
| Townhomes On The Green LLC                             | 53-08-14-200-036.068-008 | 2029   | 2               | N  | \$ 154,800             | \$ -                                 | \$ 154,800        | \$ 1,5437                             | \$ 2.2845                | \$ 2,389.64        | \$ 3,634.48         | \$ 389.41  | \$ -   | \$ 855.43                               | \$ 1,244.84                                 | \$ 69.36   | \$ 22.20   | \$ 1,153.28                   | \$ -            |
| Townhomes On The Green LLC                             | 53-08-14-200-036.069-008 | 2029   | 2               | N  | \$ 159,600             | \$ -                                 | \$ 159,600        | \$ 1,5437                             | \$ 2.2845                | \$ 2,463.76        | \$ 3,747.18         | \$ 401.48  | \$ -   | \$ 881.93                               | \$ 1,283.42                                 | \$ 69.36   | \$ 22.20   | \$ 1,191.86                   | \$ -            |
| Townhomes On The Green LLC                             | 53-08-14-200-036.070-008 | 2029   | 2               | N  | \$ 154,800             | \$ -                                 | \$ 154,800        | \$ 1,5437                             | \$ 2.2845                | \$ 2,389.64        | \$ 3,634.48         | \$ 389.41  | \$ -   | \$ 855.43                               | \$ 1,244.84                                 | \$ 69.36   | \$ 22.20   | \$ 1,153.28                   | \$ -            |
| Townhomes On The Green LLC                             | 53-08-14-200-036.071-008 | 2029   | 2               | N  | \$ 163,900             | \$ -                                 | \$ 163,900        | \$ 1,5437                             | \$ 2.2845                | \$ 2,530.12        | \$ 3,848.14         | \$ 412.30  | \$ -   | \$ 905.72                               | \$ 1,318.02                                 | \$ 69.36   | \$ 22.20   | \$ 1,226.46                   | \$ -            |
| Townhomes On The Green LLC                             | 53-08-14-200-036.072-008 | 2029   | 2               | N  | \$ 154,800             | \$ -                                 | \$ 154,800        | \$ 1,5437                             | \$ 2.2845                | \$ 2,389.64        | \$ 3,634.48         | \$ 389.41  | \$ -   | \$ 855.43                               | \$ 1,244.84                                 | \$ 69.36   | \$ 22.20   | \$ 1,153.28                   | \$ -            |
| Townhomes On The Green LLC                             | 53-08-14-200-036.073-008 | 2029   | 2               | N  | \$ 161,000             | \$ -                                 | \$ 161,000        | \$ 1,5437                             | \$ 2.2845                | \$ 2,485.36        | \$ 3,780.05         | \$ 405.01  | \$ -   | \$ 889.68                               | \$ 1,294.69                                 | \$ 69.36   | \$ 22.20   | \$ 1,203.13                   | \$ -            |
| Townhomes On The Green LLC                             | 53-08-14-200-036.074-008 | 2029   | 2               | N  | \$ 158,900             | \$ -                                 | \$ 158,900        | \$ 1,5437                             | \$ 2.2845                | \$ 2,452.94        | \$ 3,730.74         | \$ 399.72  | \$ -   | \$ 878.08                               | \$ 1,277.80                                 | \$ 69.36   | \$ 22.20   | \$ 1,186.24                   | \$ -            |
| Townhomes On The Green LLC                             | 53-08-14-200-036.075-008 | 2029   | 2               | N  | \$ 161,000             | \$ -                                 | \$ 161,000        | \$ 1,5437                             | \$ 2.2845                | \$ 2,485.36        | \$ 3,780.05         | \$ 405.01  | \$ -   | \$ 889.68                               | \$ 1,294.69                                 | \$ 69.36   | \$ 22.20   | \$ 1,203.13                   | \$ -            |
| Charles Layne LLC                                      | 53-08-21-100-089.000-008 |        | 2               | N  | \$ 300,500             | \$ -                                 | \$ 300,500        | \$ 1,5437                             | \$ 2.2845                | \$ 4,638.82        | \$ 7,153.74         | \$ 766.47  | \$ -   | \$ 1,748.45                             | \$ 2,514.92                                 | \$ 69.36   | \$ 14.76   | \$ 2,430.80                   | \$ -            |
| Townhomes On The Green LLC                             | 53-08-14-200-036.076-008 | 2029   | 2               | N  | \$ 161,000             | \$ -                                 | \$ 161,000        | \$ 1,5437                             | \$ 2.2845                | \$ 2,485.36        | \$ 3,780.05         | \$ 405.01  | \$ -   | \$ 889.68                               | \$ 1,294.69                                 | \$ 69.36   | \$ 22.20   | \$ 1,203.13                   | \$ -            |
| Townhomes On The Green LLC                             | 53-08-14-200-036.077-008 | 2029   | 2               | N  | \$ 159,200             | \$ -                                 | \$ 159,200        | \$ 1,5437                             | \$ 2.2845                | \$ 2,457.56        | \$ 3,737.79         | \$ 400.48  | \$ -   | \$ 879.75                               | \$ 1,280.23                                 | \$ 69.36   | \$ 22.20   | \$ 1,188.67                   | \$ -            |
| Townhomes On The Green LLC                             | 53-08-14-200-036.078-008 | 2029   | 2               | N  | \$ 161,000             | \$ -                                 | \$ 161,000        | \$ 1,5437                             | \$ 2.2845                | \$ 2,485.36        | \$ 3,780.05         | \$ 405.01  | \$ -   | \$ 889.68                               | \$ 1,294.69                                 | \$ 69.36   | \$ 22.20   | \$ 1,203.13                   | \$ -            |
| Townhomes On The Green LLC                             | 53-08-14-200-036.079-008 | 2029   | 2               | N  | \$ 161,000             | \$ -                                 | \$ 161,000        | \$ 1,5437                             | \$ 2.2845                | \$ 2,485.36        | \$ 3,780.05         | \$ 405.01  | \$ -   | \$ 889.68                               | \$ 1,294.69                                 | \$ 69.36   | \$ 22.20   | \$ 1,203.13                   | \$ -            |
| Townhomes On The Green LLC                             | 53-08-14-200-036.080-008 | 2029   | 2               | N  | \$ 158,900             | \$ -                                 | \$ 158,900        | \$ 1,5437                             | \$ 2.2845                | \$ 2,452.94        | \$ 3,730.74         | \$ 399.72  | \$ -   | \$ 878.08                               | \$ 1,277.80                                 | \$ 69.36   | \$ 22.20   | \$ 1,186.24                   | \$ -            |
| Townhomes On The Green LLC                             | 53-08-14-200-036.081-008 | 2029   | 2               | N  | \$ 161,000             | \$ -                                 | \$ 161,000        | \$ 1,5437                             | \$ 2.2845                | \$ 2,485.36        | \$ 3,780.05         | \$ 405.01  | \$ -   | \$ 889.68                               | \$ 1,294.69                                 | \$ 69.36   | \$ 22.20   | \$ 1,203.13                   | \$ -            |
| Townhomes On The Green LLC                             | 53-08-14-200-036.082-008 | 2029   | 2               | N  | \$ 159,600             | \$ -                                 | \$ 159,600        | \$ 1,5437                             | \$ 2.2845                | \$ 2,463.76        | \$ 3,747.18         | \$ 401.48  | \$ -   | \$ 881.93                               | \$ 1,283.42                                 | \$ 69.36   | \$ 22.20   | \$ 1,191.86                   | \$ -            |
| Townhomes On The Green LLC                             | 53-08-14-200-036.083-008 | 2029   | 2               | N  | \$ 162,900             | \$ -                                 | \$ 162,900        | \$ 1,5437                             | \$ 2.2845                | \$ 2,514.68        | \$ 3,824.66         | \$ 409.78  | \$ -   | \$ 900.19                               | \$ 1,309.98                                 | \$ 69.36   | \$ 22.20   | \$ 1,218.42                   | \$ -            |
| Paskash, Michael S & Madonna M                         | 53-01-41-068-534.000-008 | 2157   | 2               | N  | \$ 332,500             | \$ 148,625                           | \$ 183,875        | \$ 1,5437                             | \$ 2.2845                | \$ 2,737.84        | \$ 3,922.32         | \$ 420.25  | \$ -   | \$ 764.23                               | \$ 1,184.48                                 | \$ 69.36   | \$ 22.20   | \$ 1,092.92                   | \$ -            |
| Dilts, Angela M; Loewe, Jordan                         | 53-01-41-068-535.000-008 | 2211   | 2               | N  | \$ 369,800             | \$ 161,680                           | \$ 208,120        | \$ 1,5437                             | \$ 2.2845                | \$ 3,098.84        | \$ 4,366.22         | \$ 467.80  | \$ -   | \$ 799.58                               | \$ 1,267.38                                 | \$ 69.36   | \$ 22.20   | \$ 1,175.82                   | \$ -            |
| Lindeman, Ryan & Mason-Lindeman, Lydia                 | 53-01-41-068-536.000-008 | 2145   | 2               | N  | \$ 381,200             | \$ 162,670                           | \$ 218,530        | \$ 1,5437                             | \$ 2.2845                | \$ 3,253.84        | \$ 4,505.15         | \$ 482.70  | \$ -   | \$ 768.60                               | \$ 1,251.31                                 | \$ 69.36   | \$ 22.20   | \$ 1,159.75                   | \$ -            |
| Willis, Erik & Stephanie                               | 53-01-41-068-537.000-008 | 2140   | 2               | N  | \$ 275,100             | \$ 128,535                           | \$ 146,565        | \$ 1,5437                             | \$ 2.2845                | \$ 2,182.28        | \$ 3,239.20         | \$ 347.06  | \$ -   | \$ 709.86                               | \$ 1,056.92                                 | \$ 69.36   | \$ 22.20   | \$ 965.36                     | \$ -            |
| Wright, Kirby Don                                      | 53-08-21-200-041.000-008 |        | 2               | N  | \$ 155,100             | \$ 80,630                            | \$ 74,470         | \$ 1,5437                             | \$ 2.2845                | \$ 1,113.38        | \$ 1,845.37         | \$ 197.71  | \$ -   | \$ 534.28                               | \$ 731.99                                   | \$ 69.36   | \$ 14.76   | \$ 647.87                     | \$ -            |
| Ooley, Cindy R & Jeffrey                               | 53-08-01-100-069.000-008 |        | 2               | N  | \$ 238,200             | \$ 105,330                           | \$ 132,870        | \$ 1,5437                             | \$ 2.2845                | \$ 1,992.84        | \$ 3,128.86         | \$ 335.23  | \$ -   | \$ 800.80                               | \$ 1,136.02                                 | \$ 69.36   | \$ 22.20   | \$ 1,044.46                   | \$ -            |
| Todd, Robert Dale & Pamela J.                          | 53-08-14-300-020.000-008 |        | 2               | N  | \$ 163,000             | \$ 87,410                            | \$ 75,590         | \$ 1,5437                             | \$ 2.2845                | \$ 1,126.82        | \$ 1,867.67         | \$ 200.11  | \$ -   | \$ 540.74                               | \$ 740.85                                   | \$ -   | \$ -   | \$ 740.85                     | \$ -            |
| Todd, Robert G & Hardie , Janice A                     | 53-08-21-300-067.000-008 |        | 2               | N  | \$ 132,900             | \$ 75,765                            | \$ 57,135         | \$ 1,5437                             | \$ 2.2845                | \$ 850.72          | \$ 1,410.04         | \$ 151.07  | \$ -   | \$ 408.25                               | \$ 559.32                                   | \$ 69.36   | \$ 22.20   | \$ 467.76                     | \$ -            |
| Todd, Robert G. & Hardie , Janice A                    | 53-08-21-300-062.000-008 |        | 2               | N  | \$ 72,800              | \$ -                                 | \$ 72,800         | \$ 1,5437                             | \$ 2.2845                | \$ 1,123.80        | \$ 1,862.68         | \$ 199.57  | \$ -   | \$ 539.31                               | \$ 738.88                                   | \$ -   | \$ -   | \$ 738.88                     | \$ -            |
| Travis, Cliff K. & Joan C.                             | 53-08-01-100-017.000-008 |        | 2               | N  | \$ 314,700             | \$ 141,240                           | \$ 173,460        | \$ 1,5437                             | \$ 2.2845                | \$ 2,582.92        | \$ 3,682.12         | \$ 394.51  | \$ -   | \$ 704.69                               | \$ 1,099.20                                 | \$ 69.36   | \$ 22.20   | \$ 1,007.64                   | \$ -            |
| Trinkle, Claude & Sharon                               | 53-08-21-200-029.000-008 |        | 2               | N  | \$ 138,700             | \$ 75,475                            | \$ 63,225         | \$ 1,5437                             | \$ 2.2845                | \$ 948.08          | \$ 1,571.40         | \$ 168.36  | \$ -   | \$ 454.96                               | \$ 623.32                                   | \$ 69.36   | \$ 14.76   | \$ 539.20                     | \$ -            |
| Rink, Lawrence D                                       | 53-08-21-200-147.000-008 | 1845   | 2               | N  | \$ 70,400              | \$ -                                 | \$ 70,400         | \$ 1,5437                             | \$ 2.2845                | \$ 1,086.76        | \$ 1,652.89         | \$ 177.10  | \$ -   | \$ 389.04                               | \$ 566.13                                   | \$ -   | \$ -   | \$ 566.13                     | \$ -            |
| Kroger Ltd Partnership                                 | 53-08-21-200-075.000-008 | 1859   | 2               | N  | \$ 570,600             | \$ -                                 | \$ 570,600        | \$ 1,5437                             | \$ 2.2845                | \$ 8,808.36        | \$ 14,599.54        | \$ 1,564.24  | \$ -   | \$ 4,226.94                             | \$ 5,791.18                                 | \$ -   | \$ -   | \$ 5,791.18                   | \$ -            |
| Kroger Ltd Partnership                                 | 53-08-21-200-146.000-008 | 1845   | 2               | N  | \$ 6,011,100           | \$ -                                 | \$ 6,011,100      | \$ 1,5437                             | \$ 2.2845                | \$ 92,793.36       | \$ 153,801.75       | \$ 16,478.76   | \$ -   | \$ 44,529.63                            | \$ 61,008.39                                | \$ 69.36   | \$ 74.16   | \$ 60,864.87                  | \$ -            |
| Clear Creek Crossing LLC                               | 53-08-21-200-087.000-008 |        | 2               | N  | \$ 78,000              | \$ -                                 | \$ 78,000         | \$ 1,5437                             | \$ 2.2845                | \$ 1,204.08        | \$ 1,995.73         | \$ 213.83  | \$ -   | \$ 577.82                               | \$ 791.65                                   | \$ -   | \$ -   | \$ 791.65                     | \$ -            |
| Clear Creek Crossing LLC                               | 53-08-21-200-082.000-008 | 1845   | 2               | N  | \$ 1,662,100           | \$ -                                 | \$ 1,662,100      | \$ 1,5437                             | \$ 2.2845                | \$ 25,657.84       | \$ 42,526.97        | \$ 4,556.46  | \$ -   | \$ 12,312.67                            | \$ 16,869.13                                | \$ -   | \$ -   | \$ 16,869.13                  | \$ -            |
| Wm Parks LLC   | 53-08-21-200-086.000-008 | 1845   | 2               | N  | \$ 786,300             | \$ -                                 | \$ 786,300        | \$ 1,5437                             | \$ 2.2845                | \$ 12,138.12       | \$ 20,118.50        | \$ 2,155.55  | \$ -   | \$ 5,824.83                             | \$ 7,980.38                                 | \$ 69.36   | \$ 74.16   | \$ 7,836.86                   | \$ -            |
| Henson, David L & Lesa D                               | 53-08-12-301-009.009-008 | 2216   | 2               | N  | \$ 469,900             | \$ 188,840                           | \$ 281,060        | \$ 1,5437                             | \$ 2.2845                | \$ 4,195.56        | \$ 5,791.92         | \$ 620.56  | \$ -   | \$ 975.80                               | \$ 1,596.36                                 | \$ 69.36   | \$ 22.20   | \$ 1,504.80                   | \$ -            |
| Patel, Rajesh ; Yogina & Patel, Rashmin; Varsha        | 53-08-12-301-009.010-008 | 2216   | 2               | N  | \$ 706,500             | \$ 267,750                           | \$ 438,750        | \$ 1,5437                             | \$ 2.2845                | \$ 6,543.48        | \$ 8,611.92         | \$ 922.71  | \$ -   | \$ 1,145.73                             | \$ 2,068.44                                 | \$ 69.36   | \$ 37.08   | \$ 1,962.00                   | \$ -            |
| Lloyd, Randal & Jennifer                               | 53-08-12-301-009.011-008 | 2216   | 2               | N  | \$ 436,500             | \$ 176,835                           | \$ 259,665        | \$ 1,5437                             | \$ 2.2845                | \$ 3,877.48        | \$ 5,406.75         | \$ 579.30  | \$ -   | \$ 949.97                               | \$ 1,529.27                                 | \$ 69.36   | \$ 22.   |                               |                 |

# City of Bloomington

## Area #2: South-East Annexation Area - Tax Impacts Analysis



Note (1): This section shows the inc/(dec) in tax bills due to differences between township fire protection rates and the Monroe Fire Protection District fire rate

| Owner Name                                     | Parcel #                 | Waiver | Annexation Area | AG | 2020 Pay 2021 Gross AV | 2020 Pay 2021 Deductions /Exemptions | 2020 Pay 2021 NAV | Pre-Annex 2020 Pay 2021 Prop Tax Rate | Post-Annex Prop Tax Rate | Pre-Annex Tax Bill | Post-Annex Tax Bill | Net Tax Bill Increase Due Solely to AV Growth (12% Aggregate over 4 years) | Net Tax Bill Increase Due to Difference Between Fire Rates (1) | Net Tax Bill Increase Due to Annexation | Total Post-Annexation Net Tax Bill Increase | Benefit 1 Yearly Sewer Bill Savings (@ 4000 Gal/Month) | Benefit 2 Yearly Fire Protection (Water Surcharge) Savings | Post-Annex Tax Bill Inc/(Dec) Net of Benefits |
|--|--------------------------|--------|-----------------|----|------------------------|--------------------------------------|-------------------|---------------------------------------|--------------------------|--------------------|---------------------|--|--|---|---|--|--|---|
| Schill, Kimberly A                             | 53-08-14-301-018.000-008 |        | 2               | N  | \$ 399,300             | \$ 169,005                           | \$ 230,295        | \$1.5437                              | \$2.2845                 | \$ 3,429.00        | \$ 4,720.54         | \$ 505.77  | \$ -   | \$ 785.77                               | \$ 1,291.54                                 | \$ -   | \$ -   | \$ 1,291.54                                   |
| Gray, Jason P & Kathryn H                      | 53-08-14-301-001.000-008 |        | 2               | N  | \$ 424,800             | \$ 180,930                           | \$ 243,870        | \$1.5437                              | \$2.2845                 | \$ 3,631.12        | \$ 5,020.78         | \$ 537.93  | \$ -   | \$ 851.73                               | \$ 1,389.66                                 | \$ -   | \$ -   | \$ 1,389.66                                   |
| Tann, Chris G & Breese, Jennifer R             | 53-08-14-301-014.000-008 |        | 2               | N  | \$ 329,300             | \$ 147,505                           | \$ 181,795        | \$1.5437                              | \$2.2845                 | \$ 2,706.86        | \$ 3,884.23         | \$ 416.16  | \$ -   | \$ 761.21                               | \$ 1,177.37                                 | \$ -   | \$ -   | \$ 1,177.37                                   |
| Harris, Glenn M & Beth Ann                     | 53-08-14-301-002.000-008 |        | 2               | N  | \$ 395,300             | \$ 3,000                             | \$ 392,300        | \$1.5437                              | \$2.2845                 | \$ 6,055.94        | \$ 9,277.84         | \$ 994.05  | \$ -   | \$ 2,227.84                             | \$ 3,221.90                                 | \$ -   | \$ -   | \$ 3,221.90                                   |
| Nussbaum, Matthew & Kathleen R                 | 53-08-14-301-005.000-008 |        | 2               | N  | \$ 320,000             | \$ 144,250                           | \$ 175,750        | \$1.5437                              | \$2.2845                 | \$ 2,616.84        | \$ 3,773.56         | \$ 404.31  | \$ -   | \$ 752.41                               | \$ 1,156.72                                 | \$ -   | \$ -   | \$ 1,156.72                                   |
| Publow, Eric C & Kristen K                     | 53-08-14-301-016.000-008 |        | 2               | N  | \$ 304,800             | \$ 135,930                           | \$ 168,870        | \$1.5437                              | \$2.2845                 | \$ 2,514.40        | \$ 3,595.89         | \$ 385.27  | \$ -   | \$ 696.22                               | \$ 1,081.49                                 | \$ -   | \$ -   | \$ 1,081.49                                   |
| Mark, Hugh L Sr & Rosalind P                   | 53-08-14-301-006.000-008 |        | 2               | N  | \$ 409,900             | \$ 175,715                           | \$ 234,185        | \$1.5437                              | \$2.2845                 | \$ 3,486.92        | \$ 4,843.46         | \$ 518.94  | \$ -   | \$ 837.60                               | \$ 1,356.54                                 | \$ -   | \$ -   | \$ 1,356.54                                   |
| Lovell, Andrew S & Tiffani M                   | 53-08-14-301-007.000-008 |        | 2               | N  | \$ 379,100             | \$ 164,935                           | \$ 214,165        | \$1.5437                              | \$2.2845                 | \$ 3,188.84        | \$ 4,476.91         | \$ 479.67  | \$ -   | \$ 808.40                               | \$ 1,288.07                                 | \$ -   | \$ -   | \$ 1,288.07                                   |
| Seo, Dong Chul & Lee, Shieun                   | 53-08-14-301-010.000-008 |        | 2               | N  | \$ 479,200             | \$ 199,970                           | \$ 279,230        | \$1.5437                              | \$2.2845                 | \$ 4,157.64        | \$ 5,668.21         | \$ 607.32  | \$ -   | \$ 903.26                               | \$ 1,510.57                                 | \$ -   | \$ -   | \$ 1,510.57                                   |
| Miller, Michael & Audra                        | 53-08-14-301-011.000-008 |        | 2               | N  | \$ 300,000             | \$ 137,250                           | \$ 162,750        | \$1.5437                              | \$2.2845                 | \$ 2,423.28        | \$ 3,535.54         | \$ 378.81  | \$ -   | \$ 733.45                               | \$ 1,112.26                                 | \$ -   | \$ -   | \$ 1,112.26                                   |
| Mulvaney, Michael J                            | 53-08-14-301-017.000-008 |        | 2               | N  | \$ 357,600             | \$ 157,410                           | \$ 200,190        | \$1.5437                              | \$2.2845                 | \$ 2,980.76        | \$ 4,221.04         | \$ 452.26  | \$ -   | \$ 788.02                               | \$ 1,240.28                                 | \$ -   | \$ -   | \$ 1,240.28                                   |
| Mayo, Douglas P & Tracy G                      | 53-08-14-301-009.000-008 |        | 2               | N  | \$ 305,900             | \$ 139,315                           | \$ 166,585        | \$1.5437                              | \$2.2845                 | \$ 2,480.40        | \$ 3,605.75         | \$ 386.33  | \$ -   | \$ 739.02                               | \$ 1,125.35                                 | \$ -   | \$ -   | \$ 1,125.35                                   |
| Sims, Michelle                                 | 53-08-14-301-008.000-008 |        | 2               | N  | \$ 257,900             | \$ -                                 | \$ 257,900        | \$1.5437                              | \$2.2845                 | \$ 3,981.20        | \$ 6,055.12         | \$ 648.76  | \$ -   | \$ 1,425.16                             | \$ 2,073.92                                 | \$ -   | \$ -   | \$ 2,073.92                                   |
| Chen, Lingling Revocable Trust                 | 53-08-14-301-015.000-008 |        | 2               | N  | \$ 320,300             | \$ 141,355                           | \$ 178,945        | \$1.5437                              | \$2.2845                 | \$ 2,664.42        | \$ 3,780.36         | \$ 405.03  | \$ -   | \$ 710.90                               | \$ 1,115.94                                 | \$ -   | \$ -   | \$ 1,115.94                                   |
| Wiser, Jeffrey Charles & Judith Ann            | 53-08-14-301-019.000-008 |        | 2               | N  | \$ 608,600             | \$ 270,220                           | \$ 338,380        | \$1.5437                              | \$2.2845                 | \$ 5,038.36        | \$ 7,181.29         | \$ 769.43  | \$ -   | \$ 1,373.50                             | \$ 2,142.93                                 | \$ -   | \$ -   | \$ 2,142.93                                   |
| Clarke, Ryan M & Darlene R                     | 53-08-14-301-004.000-008 |        | 2               | N  | \$ 305,000             | \$ 136,000                           | \$ 169,000        | \$1.5437                              | \$2.2845                 | \$ 2,516.34        | \$ 3,598.28         | \$ 385.53  | \$ -   | \$ 696.41                               | \$ 1,081.94                                 | \$ -   | \$ -   | \$ 1,081.94                                   |
| O'Neill, Matthew & Regen                       | 53-08-14-301-013.000-008 |        | 2               | N  | \$ 351,900             | \$ 152,380                           | \$ 199,520        | \$1.5437                              | \$2.2845                 | \$ 2,970.84        | \$ 4,157.80         | \$ 445.47  | \$ -   | \$ 741.49                               | \$ 1,186.96                                 | \$ -   | \$ -   | \$ 1,186.96                                   |
| Richardson, Dennis P                           | 53-08-29-100-028.000-008 |        | 2               | N  | \$ 144,600             | \$ 73,700                            | \$ 70,900         | \$1.5437                              | \$2.2845                 | \$ 1,065.30        | \$ 1,765.70         | \$ 189.18  | \$ -   | \$ 511.22                               | \$ 700.40                                   | \$ 69.36   | \$ 22.20   | \$ 688.84                                     |
| Richardson, Elva I 2012 Revocable Living Trust | 53-08-22-200-006.000-008 |        | 2               | N  | \$ 122,300             | \$ 85,005                            | \$ 37,295         | \$1.5437                              | \$2.2845                 | \$ 333.64          | \$ 340.31           | \$ -   | \$ -   | \$ 6.67                                 | \$ 6.67                                     | \$ -   | \$ -   | \$ 6.67                                       |
| Rink, Eleanor Jane & DJC Investments LLC       | 53-08-22-200-003.000-008 |        | 2               | N  | \$ 7,400               | \$ -                                 | \$ 7,400          | \$1.5437                              | \$2.2845                 | \$ 114.24          | \$ 189.34           | \$ 20.29   | \$ -   | \$ 54.81                                | \$ 75.10                                    | \$ -   | \$ -   | \$ 75.10                                      |
| Taylor, Sharon M                               | 53-08-11-101-077.000-008 |        | 2               | N  | \$ 331,800             | \$ 148,380                           | \$ 183,420        | \$1.5437                              | \$2.2845                 | \$ 2,731.04        | \$ 3,913.98         | \$ 419.35  | \$ -   | \$ 763.59                               | \$ 1,182.94                                 | \$ -   | \$ -   | \$ 1,182.94                                   |
| Hoffmeister, Datha N                           | 53-08-11-101-074.000-008 | 1482   | 2               | N  | \$ 273,200             | \$ 124,870                           | \$ 148,330        | \$1.5437                              | \$2.2845                 | \$ 2,208.58        | \$ 3,219.83         | \$ 344.99  | \$ -   | \$ 666.26                               | \$ 1,011.25                                 | \$ -   | \$ -   | \$ 1,011.25                                   |
| Hoffmeister, Datha N                           | 53-08-11-101-029.000-008 | 1482   | 2               | N  | \$ 27,100              | \$ -                                 | \$ 27,100         | \$1.5437                              | \$2.2845                 | \$ 418.34          | \$ 693.39           | \$ 74.29   | \$ -   | \$ 200.76                               | \$ 275.05                                   | \$ -   | \$ -   | \$ 275.05                                     |
| Monroe Co Board Of Commissioners               | 53-08-14-100-027.000-008 |        | 2               | N  | \$ -                   | \$ -                                 | \$ -              | \$1.5437                              | \$2.2845                 | \$ -               | \$ -                | \$ -   | \$ -   | \$ -                                    | \$ -  | \$ -   | \$ -   | \$ -  |
| Chestnut, Larry D & Glenda J Trust W//e        | 53-08-21-300-054.000-008 |        | 2               | N  | \$ 107,600             | \$ -                                 | \$ 107,600        | \$1.5437                              | \$2.2845                 | \$ 1,661.02        | \$ 2,526.29         | \$ 270.67  | \$ -   | \$ 594.60                               | \$ 865.27                                   | \$ 69.36   | \$ 22.20   | \$ 773.71                                     |
| Bothwell, James R & Shannon E                  | 53-08-21-100-059.000-008 |        | 2               | N  | \$ 199,900             | \$ 101,865                           | \$ 98,035         | \$1.5437                              | \$2.2845                 | \$ 1,459.72        | \$ 2,333.41         | \$ 250.00  | \$ -   | \$ 623.69                               | \$ 873.69                                   | \$ 69.36   | \$ 14.76   | \$ 789.57                                     |
| Goins, Shirley J; Vincent, Larry R             | 53-08-16-300-013.000-008 |        | 2               | N  | \$ 113,700             | \$ 72,045                            | \$ 41,655         | \$1.5437                              | \$2.2845                 | \$ 620.24          | \$ 1,028.02         | \$ 110.15  | \$ -   | \$ 297.62                               | \$ 407.78                                   | \$ 69.36   | \$ 22.20   | \$ 316.22                                     |
| Clear Creek Christian Church Inc               | 53-08-20-400-020.000-008 |        | 2               | N  | \$ 11,500              | \$ -                                 | \$ 11,500         | \$1.5437                              | \$2.2845                 | \$ 177.52          | \$ 294.24           | \$ 31.53   | \$ -   | \$ 85.20                                | \$ 116.72                                   | \$ -   | \$ -   | \$ 116.72                                     |
| Clear Creek Christian Church Inc               | 53-08-20-403-007.000-008 |        | 2               | N  | \$ 49,500              | \$ -                                 | \$ 49,500         | \$1.5437                              | \$2.2845                 | \$ 764.12          | \$ 1,162.19         | \$ 124.52  | \$ -   | \$ 273.55                               | \$ 398.07                                   | \$ 69.36   | \$ 14.76   | \$ 313.95                                     |
| Clear Creek Christian Church Inc               | 53-08-20-403-004.000-008 |        | 2               | N  | \$ 11,600              | \$ -                                 | \$ 11,600         | \$1.5437                              | \$2.2845                 | \$ 179.08          | \$ 296.80           | \$ 31.80   | \$ -   | \$ 85.92                                | \$ 117.72                                   | \$ -   | \$ -   | \$ 117.72                                     |
| Mosier, Susan J                                | 53-08-21-200-124.000-008 | 1412   | 2               | N  | \$ 200,700             | \$ 101,410                           | \$ 99,290         | \$1.5437                              | \$2.2845                 | \$ 1,478.44        | \$ 2,322.67         | \$ 248.86  | \$ -   | \$ 595.36                               | \$ 844.23                                   | \$ 69.36   | \$ 22.20   | \$ 752.67                                     |
| Sycamore Land Trust Inc                        | 53-08-01-100-067.000-008 |        | 2               | N  | \$ 354,100             | \$ 354,100                           | \$ -              | \$1.5437                              | \$2.2845                 | \$ -               | \$ -                | \$ -   | \$ -   | \$ -                                    | \$ -  | \$ 69.36   | \$ 14.76   | \$ (84.12)                                    |
| Korth, Jordan B & Chelsea E                    | 53-08-21-100-125.000-008 |        | 2               | N  | \$ 156,700             | \$ 87,095                            | \$ 69,605         | \$1.5437                              | \$2.2845                 | \$ 1,036.40        | \$ 1,717.79         | \$ 184.06  | \$ -   | \$ 497.34                               | \$ 681.39                                   | \$ 69.36   | \$ 14.76   | \$ 597.27                                     |
| Arthur, Stephen V & Amber J                    | 53-08-29-104-002.000-008 | 1300   | 2               | N  | \$ 91,300              | \$ 64,030                            | \$ 27,270         | \$1.5437                              | \$2.2845                 | \$ 406.04          | \$ 672.98           | \$ 72.10   | \$ -   | \$ 194.85                               | \$ 266.94                                   | \$ 69.36   | \$ 22.20   | \$ 175.38                                     |
| Sachs, Lois Ann                                | 53-08-29-104-001.000-008 | 1300   | 2               | N  | \$ 127,600             | \$ 86,390                            | \$ 41,210         | \$1.5437                              | \$2.2845                 | \$ 228.88          | \$ 1,017.01         | \$ 108.96  | \$ -   | \$ 679.17                               | \$ 788.13                                   | \$ 69.36   | \$ 22.20   | \$ 696.57                                     |
| Cunningham, Gordon Reed                        | 53-08-20-400-125.000-008 | 1494   | 2               | N  | \$ 143,300             | \$ 82,405                            | \$ 60,895         | \$1.5437                              | \$2.2845                 | \$ 906.72          | \$ 1,502.83         | \$ 161.01  | \$ -   | \$ 435.10                               | \$ 596.11                                   | \$ 69.36   | \$ 14.76   | \$ 511.99                                     |
| Sycamore Land Trust Inc                        | 53-08-01-100-053.000-008 |        | 2               | N  | \$ 16,000              | \$ 16,000                            | \$ -              | \$1.5437                              | \$2.2845                 | \$ -               | \$ -                | \$ -   | \$ -   | \$ -                                    | \$ -  | \$ -   | \$ -   | \$ -  |
| Brown, Daniel C & Lynn M                       | 53-08-15-400-004.000-008 |        | 2               | N  | \$ 215,000             | \$ -                                 | \$ 215,000        | \$1.5437                              | \$2.2845                 | \$ 3,318.96        | \$ 5,075.50         | \$ 543.80  | \$ -   | \$ 1,212.74                             | \$ 1,756.54                                 | \$ -   | \$ -   | \$ 1,756.54                                   |
| Acree, Steven Ray Revocable Living Trust       | 53-08-21-100-053.000-008 |        | 2               | N  | \$ 176,300             | \$ 93,955                            | \$ 82,345         | \$1.5437                              | \$2.2845                 | \$ 1,226.08        | \$ 2,032.19         | \$ 217.73  | \$ -   | \$ 588.38                               | \$ 806.11                                   | \$ 69.36   | \$ 14.76   | \$ 721.99                                     |
| Neumann, Philip J & Sheila A                   | 53-08-29-100-035.000-008 | 2153   | 2               | N  | \$ 86,000              | \$ -                                 | \$ 86,000         | \$1.5437                              | \$2.2845                 | \$ 1,327.58        | \$ 2,109.58         | \$ 226.03  | \$ -   | \$ 555.97                               | \$ 782.00                                   | \$ -   | \$ -   | \$ 782.00                                     |
| Mackey, John C. & Chris P.                     | 53-08-11-300-001.000-008 | 1627   | 2               | N  | \$ 297,900             | \$ 123,995                           | \$ 173,905        | \$1.5437                              | \$2.2845                 | \$ 2,604.28        | \$ 3,886.03         | \$ 416.37  | \$ -   | \$ 865.38                               | \$ 1,281.75                                 | \$ -   | \$ -   | \$ 1,281.75                                   |
| Patterson, Matthew & Krista                    | 53-08-14-300-007.000-008 |        | 2               | N  | \$ 117,700             | \$ 3,000                             | \$ 114,700        | \$1.5437                              | \$2.2845                 | \$ 1,770.62        | \$ 2,726.59         | \$ 292.13  | \$ -   | \$ 663.84                               | \$ 955.97                                   | \$ -   | \$ -   | \$ 955.97                                     |
| Nelson, Erik J                                 | 53-01-41-068-538.000-008 | 2158   | 2               | N  | \$ 332,600             | \$ 148,660                           | \$ 183,940        | \$1.5437                              | \$2.2845                 | \$ 2,738.80        | \$ 3,923.51         | \$ 420.38  | \$ -   | \$ 764.33                               | \$ 1,184.71                                 | \$ 69.36   | \$ 22.20   | \$ 1,093.15                                   |
| Hourihan, Michael P & Rachel E                 | 53-01-41-068-539.000-008 | 2126   | 2               | N  | \$ 293,600             | \$ 159,970                           | \$ 133,630        | \$1.5437                              | \$2.2845                 | \$ 1,989.70        | \$ 3,297.86         | \$ 353.35  | \$ -   | \$ 954.81                               | \$ 1,308.16                                 | \$ 69.36   | \$ 22.20   | \$ 1,216.60                                   |
| Richardson, Jason L                            | 53-01-41-068-540.000-008 | 2172   | 2               | N  | \$ 319,200             | \$ 143,970                           | \$ 175,230        | \$1.5437                              | \$2.2845                 | \$ 2,609.12        | \$ 3,764.04         | \$ 403.30  | \$ -   | \$ 751.63                               | \$ 1,154.92                                 | \$ 69.36   | \$ 22.20   | \$ 1,063.36                                   |
| Brinkley, Kelly Knoppel                        | 53-01-41-068-541.000-008 | 2203   | 2               | N  | \$ 371,100             | \$ 162,135                           | \$ 208,965        | \$1.5437                              | \$2.2845                 | \$ 3,111.40        | \$ 4,381.71         | \$ 469.47  | \$ -   | \$ 800.83                               | \$ 1,270.31                                 | \$ 69.36   | \$ 22.20   | \$ 1,178.75                                   |

# City of Bloomington



## Area #2: South-East Annexation Area - Tax Impacts Analysis

Note (1): This section shows the inc/(dec) in tax bills due to differences between township fire protection rates and the Monroe Fire Protection District fire rate

| Owner Name   | Parcel #                 | Waiver | Annexation Area | AG | 2020 Pay 2021 Gross AV | 2020 Pay 2021 Deductions /Exemptions | 2020 Pay 2021 NAV | Pre-Annex 2020 Pay 2021 Prop Tax Rate | Post-Annex Prop Tax Rate | Pre-Annex Tax Bill | Post-Annex Tax Bill | Net Tax Bill Increase Due Solely to AV Growth (12% Aggregate over 4 years) | Net Tax Bill Increase Due to Difference Between Fire Rates (1) | Net Tax Bill Increase Due to Annexation | Total Post-Annexation Net Tax Bill Increase | Benefit 1 Yearly Sewer Bill Savings (@ 4000 Gal/Month) | Benefit 2 Yearly Fire Protection (Water Surcharge) Savings | Post-Annex Tax Bill Inc/(Dec) Net of Benefits |
|--|--------------------------|--------|-----------------|----|------------------------|--------------------------------------|-------------------|---------------------------------------|--------------------------|--------------------|---------------------|--|--|---|---|--|--|---|
| Galley, Matthew R & Jerilyn M  | 53-01-41-068-542.000-008 | 2250   | 2               | N  | \$ 333,800             | \$ 149,080                           | \$ 184,720        | \$ 1.5437                             | \$ 2.2845                | \$ 2,750.40        | \$ 3,937.78         | \$ 421.90  | \$ -   | \$ 765.49                               | \$ 1,187.38                                 | \$ 69.36   | \$ 22.20   | \$ 1,095.82                                   |
| McGhee, Matt D & Mandy M   | 53-01-41-068-543.000-008 | 2126   | 2               | N  | \$ 367,200             | \$ 160,770                           | \$ 206,430        | \$ 1.5437                             | \$ 2.2845                | \$ 3,073.66        | \$ 4,335.29         | \$ 464.50  | \$ -   | \$ 797.13                               | \$ 1,261.63                                 | \$ 69.36   | \$ 22.20   | \$ 1,170.07                                   |
| Elmore, David Gant III & Meredith  | 53-01-41-068-544.000-008 | 2158   | 2               | N  | \$ 473,700             | \$ 198,045                           | \$ 275,655        | \$ 1.5437                             | \$ 2.2845                | \$ 4,104.40        | \$ 5,602.76         | \$ 600.30  | \$ -   | \$ 898.06                               | \$ 1,498.36                                 | \$ -   | \$ -   | \$ 1,498.36                                   |
| Morris, Charles D & Jamie L  | 53-01-41-068-545.000-008 | 2158   | 2               | N  | \$ 378,100             | \$ 164,585                           | \$ 213,515        | \$ 1.5437                             | \$ 2.2845                | \$ 3,179.16        | \$ 4,465.01         | \$ 478.40  | \$ -   | \$ 807.45                               | \$ 1,285.85                                 | \$ 69.36   | \$ 22.20   | \$ 1,194.29                                   |
| Kennard, Jason Winfield  | 53-01-41-068-546.000-008 | 2143   | 2               | N  | \$ 331,300             | \$ 145,205                           | \$ 186,095        | \$ 1.5437                             | \$ 2.2845                | \$ 2,770.88        | \$ 3,911.27         | \$ 419.06  | \$ -   | \$ 721.33                               | \$ 1,140.39                                 | \$ 69.36   | \$ 22.20   | \$ 1,048.83                                   |
| Madewell, Julie A  | 53-08-29-100-036.000-008 |        | 2               | N  | \$ 135,800             | \$ 79,780                            | \$ 56,020         | \$ 1.5437                             | \$ 2.2845                | \$ 834.12          | \$ 1,382.52         | \$ 148.12  | \$ -   | \$ 400.28                               | \$ 548.40                                   | \$ 69.36   | \$ 14.76   | \$ 464.28                                     |
| Baugh, Ned T & Robinson, Kristi  | 53-08-20-400-012.000-008 | 2513   | 2               | N  | \$ 2,200               | \$ -                                 | \$ 2,200          | \$ 1.5437                             | \$ 2.2845                | \$ 33.96           | \$ 56.29            | \$ 6.03  | \$ -   | \$ 16.30                                | \$ 22.33                                    | \$ 69.36   | \$ 22.20   | \$ (69.23)                                    |
| Grubb, Donald E. & Waneta J.   | 53-08-21-200-023.000-008 |        | 2               | N  | \$ 281,300             | \$ -                                 | \$ 281,300        | \$ 1.5437                             | \$ 2.2845                | \$ 4,342.44        | \$ 7,197.42         | \$ 771.15  | \$ -   | \$ 2,083.83                             | \$ 2,854.98                                 | \$ 69.36   | \$ 22.20   | \$ 2,763.42                                   |
| Goodroad, Glenn R Jr   | 53-08-20-400-045.000-008 |        | 2               | N  | \$ 88,600              | \$ 41,960                            | \$ 46,640         | \$ 1.5437                             | \$ 2.2845                | \$ 719.98          | \$ 1,193.35         | \$ 127.86  | \$ -   | \$ 345.51                               | \$ 473.37                                   | \$ 69.36   | \$ 22.20   | \$ 381.81                                     |
| Platinum Dev LLC   | 53-01-43-743-000.000-008 |        | 2               | N  | \$ -                   | \$ -                                 | \$ -              | \$ 1.5437                             | \$ 2.2845                | \$ -               | \$ -                | \$ -   | \$ -   | \$ -                                    | \$ -  | \$ -   | \$ -   | \$ -  |
| McKenzie, Stephanie L  | 53-08-20-400-094.000-008 | 1894   | 2               | N  | \$ 181,400             | \$ -                                 | \$ 181,400        | \$ 1.5437                             | \$ 2.2845                | \$ 2,800.28        | \$ 4,259.01         | \$ 456.32  | \$ -   | \$ 1,002.41                             | \$ 1,458.73                                 | \$ 69.36   | \$ 22.20   | \$ 1,367.17                                   |
| Demmay, Mark H & Kristie L   | 53-08-20-400-118.000-008 | 2166   | 2               | N  | \$ 215,500             | \$ 107,675                           | \$ 107,825        | \$ 1.5437                             | \$ 2.2845                | \$ 1,605.48        | \$ 2,529.90         | \$ 271.06  | \$ -   | \$ 653.36                               | \$ 924.42                                   | \$ 69.36   | \$ 22.20   | \$ 832.86                                     |
| Jones, Michael W & Ashley N  | 53-08-20-400-123.000-008 |        | 2               | N  | \$ 205,800             | \$ 104,280                           | \$ 101,520        | \$ 1.5437                             | \$ 2.2845                | \$ 1,511.60        | \$ 2,414.45         | \$ 258.68  | \$ -   | \$ 644.16                               | \$ 902.85                                   | \$ 69.36   | \$ 22.20   | \$ 811.29                                     |
| Bechtel, Roberta Deanne Revocable Trust & Bechtel, Frankie Joe Revocable Trust | 53-08-21-300-005.000-008 |        | 2               | N  | \$ 166,600             | \$ 84,470                            | \$ 82,130         | \$ 1.5437                             | \$ 2.2845                | \$ 1,230.76        | \$ 2,039.97         | \$ 218.58  | \$ -   | \$ 590.63                               | \$ 809.21                                   | \$ 69.36   | \$ 14.76   | \$ 725.09                                     |
| Reynolds, Brian M & Susan E  | 53-08-14-100-006.000-008 |        | 2               | N  | \$ 267,400             | \$ 111,430                           | \$ 155,970        | \$ 1.5437                             | \$ 2.2845                | \$ 2,340.18        | \$ 3,596.93         | \$ 385.38  | \$ -   | \$ 871.37                               | \$ 1,256.75                                 | \$ -   | \$ -   | \$ 1,256.75                                   |
| Banks, Jeremy & Michelle Lynn  | 53-08-21-200-015.000-008 |        | 2               | N  | \$ 131,900             | \$ 78,415                            | \$ 53,485         | \$ 1.5437                             | \$ 2.2845                | \$ 796.36          | \$ 1,319.95         | \$ 141.42  | \$ -   | \$ 382.17                               | \$ 523.59                                   | \$ 69.36   | \$ 14.76   | \$ 439.47                                     |
| Wolter, Stephen A & Jamieson, Lynn M   | 53-08-16-400-002.000-008 |        | 2               | N  | \$ 47,000              | \$ -                                 | \$ 47,000         | \$ 1.5437                             | \$ 2.2845                | \$ 725.54          | \$ 1,202.56         | \$ 128.85  | \$ -   | \$ 348.17                               | \$ 477.02                                   | \$ -   | \$ -   | \$ 477.02                                     |
| Curruiche, Tania E   | 53-08-20-400-003.000-008 |        | 2               | N  | \$ 127,100             | \$ 76,735                            | \$ 50,365         | \$ 1.5437                             | \$ 2.2845                | \$ 749.92          | \$ 1,242.96         | \$ 133.18  | \$ -   | \$ 359.86                               | \$ 493.04                                   | \$ -   | \$ -   | \$ 493.04                                     |
| Clear Creek Christian Church Inc   | 53-08-20-400-023.000-008 |        | 2               | N  | \$ 84,600              | \$ -                                 | \$ 84,600         | \$ 1.5437                             | \$ 2.2845                | \$ 1,305.96        | \$ 1,990.29         | \$ 213.25  | \$ -   | \$ 471.09                               | \$ 684.33                                   | \$ 69.36   | \$ 22.20   | \$ 592.77                                     |
| Goodpaster, David W & Samantha C   | 53-08-21-200-055.000-008 |        | 2               | N  | \$ 117,900             | \$ 73,515                            | \$ 44,385         | \$ 1.5437                             | \$ 2.2845                | \$ 660.88          | \$ 1,095.37         | \$ 117.36  | \$ -   | \$ 317.13                               | \$ 434.49                                   | \$ 69.36   | \$ 22.20   | \$ 342.93                                     |
| Vanosdol, James D. & Judith  | 53-08-21-100-044.000-008 |        | 2               | N  | \$ 194,300             | \$ 97,255                            | \$ 97,045         | \$ 1.5437                             | \$ 2.2845                | \$ 1,444.96        | \$ 2,280.82         | \$ 244.37  | \$ -   | \$ 591.49                               | \$ 835.86                                   | \$ 69.36   | \$ 14.76   | \$ 751.74                                     |
| Mears, Brian C   | 53-08-21-100-033.000-008 | 2261   | 2               | N  | \$ 89,500              | \$ -                                 | \$ 89,500         | \$ 1.5437                             | \$ 2.2845                | \$ 1,381.60        | \$ 2,102.38         | \$ 225.26  | \$ -   | \$ 495.53                               | \$ 720.78                                   | \$ -   | \$ -   | \$ 720.78                                     |
| Birdsong, Valerie  | 53-08-20-400-065.000-008 |        | 2               | N  | \$ 133,300             | \$ 78,905                            | \$ 54,395         | \$ 1.5437                             | \$ 2.2845                | \$ 809.92          | \$ 1,342.41         | \$ 143.82  | \$ -   | \$ 388.67                               | \$ 532.49                                   | \$ 69.36   | \$ 22.20   | \$ 440.93                                     |
| Hoffmeister, Datha N   | 53-08-11-101-053.000-008 | 1482   | 2               | N  | \$ 27,100              | \$ -                                 | \$ 27,100         | \$ 1.5437                             | \$ 2.2845                | \$ 418.34          | \$ 693.39           | \$ 74.29   | \$ -   | \$ 200.76                               | \$ 275.05                                   | \$ -   | \$ -   | \$ 275.05                                     |
| Mears, Brian   | 53-08-21-100-100.000-008 |        | 2               | N  | \$ 172,300             | \$ -                                 | \$ 172,300        | \$ 1.5437                             | \$ 2.2845                | \$ 2,659.80        | \$ 4,076.97         | \$ 436.82  | \$ -   | \$ 980.35                               | \$ 1,417.17                                 | \$ 69.36   | \$ 22.20   | \$ 1,325.61                                   |
| Oyler, Mark D & Stephanie L  | 53-08-14-103-005.000-008 |        | 2               | N  | \$ 251,300             | \$ 120,205                           | \$ 131,095        | \$ 1.5437                             | \$ 2.2845                | \$ 1,951.96        | \$ 2,955.95         | \$ 316.70  | \$ -   | \$ 687.28                               | \$ 1,003.99                                 | \$ -   | \$ -   | \$ 1,003.99                                   |
| Whiteman, Sarah; Meyer, Marcus   | 53-08-16-300-031.000-008 |        | 2               | N  | \$ 189,200             | \$ 98,470                            | \$ 90,730         | \$ 1.5437                             | \$ 2.2845                | \$ 1,350.94        | \$ 2,216.91         | \$ 237.53  | \$ -   | \$ 628.43                               | \$ 865.97                                   | \$ 69.36   | \$ 22.20   | \$ 774.41                                     |
| Langley, Denise & Hillenburg, Dennis   | 53-08-21-301-083.000-008 |        | 2               | N  | \$ 89,300              | \$ -                                 | \$ 89,300         | \$ 1.5437                             | \$ 2.2845                | \$ 1,378.52        | \$ 2,096.64         | \$ 224.64  | \$ -   | \$ 493.48                               | \$ 718.12                                   | \$ 69.36   | \$ 14.76   | \$ 634.00                                     |
| Eurton Properties LLC  | 53-08-21-301-034.000-008 |        | 2               | N  | \$ 55,800              | \$ -                                 | \$ 55,800         | \$ 1.5437                             | \$ 2.2845                | \$ 861.38          | \$ 1,427.72         | \$ 152.97  | \$ -   | \$ 413.37                               | \$ 566.34                                   | \$ -   | \$ -   | \$ 566.34                                     |
| Eurton Properties LLC  | 53-08-21-301-033.000-008 |        | 2               | N  | \$ 21,400              | \$ -                                 | \$ 21,400         | \$ 1.5437                             | \$ 2.2845                | \$ 330.36          | \$ 547.55           | \$ 58.67   | \$ -   | \$ 158.52                               | \$ 217.19                                   | \$ -   | \$ -   | \$ 217.19                                     |
| Eurton Properties LLC  | 53-08-21-301-073.000-008 |        | 2               | N  | \$ 21,400              | \$ -                                 | \$ 21,400         | \$ 1.5437                             | \$ 2.2845                | \$ 330.36          | \$ 547.55           | \$ 58.67   | \$ -   | \$ 158.52                               | \$ 217.19                                   | \$ -   | \$ -   | \$ 217.19                                     |
| Langley, Denise & Hillenburg, Dennis   | 53-08-21-301-021.000-008 |        | 2               | N  | \$ 92,100              | \$ -                                 | \$ 92,100         | \$ 1.5437                             | \$ 2.2845                | \$ 1,421.76        | \$ 2,162.38         | \$ 231.68  | \$ -   | \$ 508.93                               | \$ 740.62                                   | \$ -   | \$ -   | \$ 740.62                                     |
| Eurton Properties LLC  | 53-08-21-301-029.000-008 |        | 2               | N  | \$ 21,400              | \$ -                                 | \$ 21,400         | \$ 1.5437                             | \$ 2.2845                | \$ 330.36          | \$ 547.55           | \$ 58.67   | \$ -   | \$ 158.52                               | \$ 217.19                                   | \$ -   | \$ -   | \$ 217.19                                     |
| Cowden, Donald L Revocable Trust   | 53-08-21-300-070.000-008 |        | 2               | N  | \$ 560,700             | \$ -                                 | \$ 560,700        | \$ 1.5437                             | \$ 2.2845                | \$ 8,655.52        | \$ 13,174.12        | \$ 1,411.51  | \$ -   | \$ 3,107.09                             | \$ 4,518.60                                 | \$ 69.36   | \$ 118.68  | \$ 4,330.56                                   |
| Cowden, Rowena Revocable Living Trust  | 53-08-21-300-071.000-008 |        | 2               | N  | \$ 161,300             | \$ 85,705                            | \$ 75,595         | \$ 1.5437                             | \$ 2.2845                | \$ 1,125.58        | \$ 1,865.60         | \$ 199.88  | \$ -   | \$ 540.14                               | \$ 740.02                                   | \$ -   | \$ -   | \$ 740.02                                     |
| Cox, Wm P & Thelma C   | 53-08-14-100-033.000-008 |        | 2               | N  | \$ 225,000             | \$ 144,845                           | \$ 80,155         | \$ 1.5437                             | \$ 2.2845                | \$ 1,193.48        | \$ 1,978.16         | \$ 211.95  | \$ -   | \$ 572.73                               | \$ 784.68                                   | \$ -   | \$ -   | \$ 784.68                                     |
| Crain, Mark II & Eileen U  | 53-08-14-100-005.000-008 |        | 2               | N  | \$ 261,900             | \$ 111,570                           | \$ 150,330        | \$ 1.5437                             | \$ 2.2845                | \$ 2,252.98        | \$ 3,450.74         | \$ 369.73  | \$ -   | \$ 828.03                               | \$ 1,197.76                                 | \$ -   | \$ -   | \$ 1,197.76                                   |
| Farrand, Bruce G   | 53-08-21-100-128.000-008 | 2495   | 2               | N  | \$ 107,300             | \$ 69,805                            | \$ 37,495         | \$ 1.5437                             | \$ 2.2845                | \$ 558.28          | \$ 925.34           | \$ 99.14   | \$ -   | \$ 267.92                               | \$ 367.06                                   | \$ -   | \$ -   | \$ 367.06                                     |
| Ford, Eric & Emma  | 53-08-29-100-019.000-008 | 1500   | 2               | N  | \$ 125,800             | \$ 75,965                            | \$ 49,835         | \$ 1.5437                             | \$ 2.2845                | \$ 742.02          | \$ 1,229.87         | \$ 131.77  | \$ -   | \$ 356.08                               | \$ 487.85                                   | \$ 69.36   | \$ 22.20   | \$ 396.29                                     |
| Gaal, Christopher & Florini, Beth E  | 53-08-15-300-005.000-008 |        | 2               | N  | \$ 253,400             | \$ 115,655                           | \$ 137,745        | \$ 1.5437                             | \$ 2.2845                | \$ 2,057.60        | \$ 3,114.06         | \$ 333.64  | \$ -   | \$ 722.82                               | \$ 1,056.46                                 | \$ -   | \$ -   | \$ 1,056.46                                   |
| YFD LLC  | 53-08-15-400-001.000-008 |        | 2               | N  | \$ 85,200              | \$ -                                 | \$ 85,200         | \$ 1.5437                             | \$ 2.2845                | \$ 1,315.24        | \$ 2,179.95         | \$ 233.57  | \$ -   | \$ 631.15                               | \$ 864.71                                   | \$ -   | \$ -   | \$ 864.71                                     |
| Sherwood Realty LLC  | 53-08-15-400-013.000-008 | 2029   | 2               | N  | \$ -                   | \$ -                                 | \$ -              | \$ 1.5437                             | \$ 2.2845                | \$ -               | \$ -                | \$ -   | \$ -   | \$ -                                    | \$ -  | \$ 69.36   | \$ 22.20   | \$ (91.56)                                    |
| Meadowcreek LLC  | 53-08-15-100-008.000-008 | 2029   | 2               | N  | \$ 3,589,400           | \$ -                                 | \$ 3,589,400      | \$ 1.5437                             | \$ 2.2845                | \$ 55,409.56       | \$ 84,273.94        | \$ 9,029.35  | \$ -   | \$ 19,835.03                            | \$ 28,864.38                                | \$ -   | \$ -   | \$ 28,864.38                                  |
| Meadowcreek LLC  | 53-08-15-100-007.000-008 | 2029   | 2               | N  | \$ 2,973,800           | \$ -                                 | \$ 2,973,800      | \$ 1.5437                             | \$ 2.2845                | \$ 45,906.56       | \$ 69,820.54        | \$ 7,480.77  | \$ -   | \$ 16,433.21                            | \$ 23,913.98                                | \$ -   | \$ -   | \$ 23,913.98                                  |

# City of Bloomington

## Area #2: South-East Annexation Area - Tax Impacts Analysis

Note (1): This section shows the inc/(dec) in tax bills due to differences between township fire protection rates and the Monroe Fire Protection District fire rate

| Owner Name   | Parcel #                 | Waiver | Annexation Area | AG         | 2020 Pay 2021 Gross AV | 2020 Pay 2021 Deductions /Exemptions | 2020 Pay 2021 NAV | Pre-Annex 2020 Pay 2021 Prop Tax Rate | Post-Annex Prop Tax Rate | Pre-Annex Tax Bill | Post-Annex Tax Bill | Net Tax Bill Increase Due Solely to AV Growth (12% Aggregate over 4 years) | Net Tax Bill Increase Due to Difference Between Fire Rates (1) | Net Tax Bill Increase Due to Annexation | Total Post-Annexation Net Tax Bill Increase | Benefit 1 Yearly Sewer Bill Savings (@ 4000 Gal/Month) | Benefit 2 Yearly Fire Protection (Water Surcharge) Savings | Post-Annex Tax Bill Inc/(Dec) |
|--|--------------------------|--------|-----------------|------------|------------------------|--------------------------------------|-------------------|---------------------------------------|--------------------------|--------------------|---------------------|--|--|---|---|--|--|-------------------------------|
| Meadowcreek LLC  | 53-08-14-200-051.000-008 | 2029   | 2               | N          | \$ 424,000             | \$ -                                 | \$ 424,000        | \$1.5437                              | \$2.2845                 | \$ 6,545.28        | \$ 10,848.59        | \$ 1,162.35  | \$ -   | \$ 3,140.96                             | \$ 4,303.31                                 | \$ -   | \$ -   | \$ 4,303.31                   |
| Meadowcreek LLC  | 53-01-40-442-506.000-008 | 2029   | 2               | N          | \$ 2,215,500           | \$ -                                 | \$ 2,215,500      | \$1.5437                              | \$2.2845                 | \$ 34,200.68       | \$ 52,016.75        | \$ 5,573.22  | \$ -   | \$ 12,242.85                            | \$ 17,816.07                                | \$ -   | \$ -   | \$ 17,816.07                  |
| Meadowcreek LLC  | 53-08-14-200-058.000-008 | 2029   | 2               | N          | \$ 675,400             | \$ -                                 | \$ 675,400        | \$1.5437                              | \$2.2845                 | \$ 10,426.16       | \$ 15,857.42        | \$ 1,699.01  | \$ -   | \$ 3,732.25                             | \$ 5,431.26                                 | \$ -   | \$ -   | \$ 5,431.26                   |
| Reed, Austin B   | 53-08-14-200-007.000-008 | 2029   | 2               | N          | \$ 290,200             | \$ 133,820                           | \$ 156,380        | \$1.5437                              | \$2.2845                 | \$ 2,328.44        | \$ 3,418.91         | \$ 366.32  | \$ -   | \$ 724.15                               | \$ 1,090.47                                 | \$ 69.36   | \$ 22.20   | \$ 998.91                     |
| Macklin, Paul & Angela M                                   | 53-08-14-200-008.000-008 | 2029   | 2               | N          | \$ 307,000             | \$ 139,700                           | \$ 167,300        | \$1.5437                              | \$2.2845                 | \$ 2,491.04        | \$ 3,618.84         | \$ 387.73  | \$ -   | \$ 740.07                               | \$ 1,127.80                                 | \$ 69.36   | \$ 22.20   | \$ 1,036.24                   |
| City of Bloomington, Indiana, Board of Park Commissioners  | 53-01-40-442-510.000-008 | 2029   | 2               | N          | \$ -                   | \$ -                                 | \$ -              | \$1.5437                              | \$2.2845                 | \$ -               | \$ -                | \$ -   | \$ -   | \$ -                                    | \$ -  | \$ -   | \$ -   | \$ -                          |
| Lopez, Marco; Jimenez, Melissa                             | 53-08-14-200-044.000-008 | 2029   | 2               | N          | \$ 304,800             | \$ 138,930                           | \$ 165,870        | \$1.5437                              | \$2.2845                 | \$ 2,469.76        | \$ 3,592.65         | \$ 384.92  | \$ -   | \$ 737.97                               | \$ 1,122.89                                 | \$ 69.36   | \$ 22.20   | \$ 1,031.33                   |
| Payne, Michael W   | 53-08-14-200-057.000-008 | 2029   | 2               | N          | \$ 292,600             | \$ 134,660                           | \$ 157,940        | \$1.5437                              | \$2.2845                 | \$ 2,351.68        | \$ 3,447.47         | \$ 369.38  | \$ -   | \$ 726.42                               | \$ 1,095.79                                 | \$ 69.36   | \$ 22.20   | \$ 1,004.23                   |
| Trailblazer Real Estate Development Inc                    | 53-08-14-200-035.000-008 | 2029   | 2               | N          | \$ 268,900             | \$ 126,365                           | \$ 142,535        | \$1.5437                              | \$2.2845                 | \$ 2,122.28        | \$ 3,165.41         | \$ 339.15  | \$ -   | \$ 703.98                               | \$ 1,043.13                                 | \$ 69.36   | \$ 22.20   | \$ 951.57                     |
| Novak, David A & Kathryn A W                               | 53-08-14-200-034.000-008 | 2029   | 2               | N          | \$ 346,000             | \$ 153,350                           | \$ 192,650        | \$1.5437                              | \$2.2845                 | \$ 2,868.48        | \$ 4,082.98         | \$ 437.46  | \$ -   | \$ 777.04                               | \$ 1,214.50                                 | \$ 69.36   | \$ 22.20   | \$ 1,122.94                   |
| Gater, Jason C & Kimberly K                                | 53-08-14-200-025.000-008 | 2029   | 2               | N          | \$ 350,700             | \$ 154,995                           | \$ 195,705        | \$1.5437                              | \$2.2845                 | \$ 2,913.98        | \$ 4,138.93         | \$ 443.46  | \$ -   | \$ 781.48                               | \$ 1,224.95                                 | \$ 69.36   | \$ 22.20   | \$ 1,133.39                   |
| Martel, Hilary F & Hartzell R                              | 53-08-14-200-024.000-008 | 2029   | 2               | N          | \$ 381,600             | \$ 165,495                           | \$ 216,105        | \$1.5437                              | \$2.2845                 | \$ 3,217.72        | \$ 4,496.93         | \$ 481.82  | \$ -   | \$ 797.39                               | \$ 1,279.21                                 | \$ 69.36   | \$ 22.20   | \$ 1,187.65                   |
| Borhi, La'szlo & Borhine', Csilla To'th                    | 53-08-14-200-028.000-008 | 2029   | 2               | N          | \$ 320,700             | \$ 144,495                           | \$ 176,205        | \$1.5437                              | \$2.2845                 | \$ 2,623.64        | \$ 3,781.90         | \$ 405.21  | \$ -   | \$ 753.05                               | \$ 1,158.26                                 | \$ -   | \$ -   | \$ 1,158.26                   |
| Jacobs, Larry J. & Nancy                                   | 53-08-14-100-015.000-008 | 2      | N               | \$ 230,000 | \$ 106,250             | \$ 123,750                           | \$1.5437          | \$2.2845                              | \$ 1,848.08              | \$ 2,842.55        | \$ 304.56           | \$ -   | \$ 689.91  | \$ 994.47                               | \$ -  | \$ -   | \$ 994.47  |                               |
| Harris, Marla  | 53-08-21-301-069.000-008 | 2      | N               | \$ 176,200 | \$ 92,380              | \$ 83,820                            | \$1.5437          | \$2.2845                              | \$ 1,248.80              | \$ 2,048.87        | \$ 219.51           | \$ -   | \$ 580.55  | \$ 800.07                               | \$ 69.36                                    | \$ 14.76   | \$ 715.95  |                               |
| Harris, Marla  | 53-08-21-300-053.000-008 | 2      | N               | \$ 100     | \$ -                   | \$ 100                               | \$1.5437          | \$2.2845                              | \$ 1.54                  | \$ 2.56            | \$ 0.27             | \$ -   | \$ 0.74  | \$ 1.02                                 | \$ -  | \$ -   | \$ 1.02  |                               |
| Sowder, Michael J & Kimberly H                             | 53-08-21-300-003.000-008 | 2      | N               | \$ 128,200 | \$ 3,000               | \$ 125,200                           | \$1.5437          | \$2.2845                              | \$ 1,932.72              | \$ 2,943.52        | \$ 315.38           | \$ -   | \$ 695.42  | \$ 1,010.80                             | \$ 69.36                                    | \$ 37.08   | \$ 904.36  |                               |
| Sowder, Kimberly H; Hankins, Michael J & Hankins, Blaine R | 53-08-21-300-002.000-008 | 2      | N               | \$ 102,500 | \$ 64,530              | \$ 37,970                            | \$1.5437          | \$2.2845                              | \$ 566.28                | \$ 938.60          | \$ 100.56           | \$ -   | \$ 271.76  | \$ 372.32                               | \$ 69.36                                    | \$ 22.20   | \$ 280.76  |                               |
| Armstrong, April Lynne; Cote, Susan Elaine                 | 53-08-01-400-054.000-008 | 1526   | 2               | N          | \$ 340,600             | \$ 151,460                           | \$ 189,140        | \$1.5437                              | \$2.2845                 | \$ 2,816.22        | \$ 4,018.72         | \$ 430.58  | \$ -   | \$ 771.92                               | \$ 1,202.50                                 | \$ 69.36   | \$ 22.20   | \$ 1,110.94                   |
| Lewis, Jared C & Brooke R Anderson                         | 53-08-01-400-057.000-008 | 1526   | 2               | N          | \$ 319,200             | \$ 143,970                           | \$ 175,230        | \$1.5437                              | \$2.2845                 | \$ 2,609.12        | \$ 3,764.04         | \$ 403.30  | \$ -   | \$ 751.63                               | \$ 1,154.92                                 | \$ 69.36   | \$ 22.20   | \$ 1,063.36                   |
| McMinn, Beth A   | 53-08-01-400-020.000-008 | 2406   | 2               | N          | \$ 335,300             | \$ 149,605                           | \$ 185,695        | \$1.5437                              | \$2.2845                 | \$ 2,764.92        | \$ 3,955.64         | \$ 423.81  | \$ -   | \$ 766.90                               | \$ 1,190.72                                 | \$ 69.36   | \$ 22.20   | \$ 1,099.16                   |
| Sui, Liwei   | 53-08-01-400-065.000-008 | 1526   | 2               | N          | \$ 332,900             | \$ 148,765                           | \$ 184,135        | \$1.5437                              | \$2.2845                 | \$ 2,741.70        | \$ 3,927.08         | \$ 420.75  | \$ -   | \$ 764.62                               | \$ 1,185.38                                 | \$ 69.36   | \$ 22.20   | \$ 1,093.82                   |
| McCrony, Martin A  | 53-08-01-400-029.000-008 | 1526   | 2               | N          | \$ 321,600             | \$ 144,810                           | \$ 176,790        | \$1.5437                              | \$2.2845                 | \$ 2,632.34        | \$ 3,792.60         | \$ 406.35  | \$ -   | \$ 753.91                               | \$ 1,160.26                                 | \$ 69.36   | \$ 22.20   | \$ 1,068.70                   |
| Vidal, Ari A & Fatima                                      | 53-08-01-400-097.000-008 | 1526   | 2               | N          | \$ 332,000             | \$ 148,450                           | \$ 183,550        | \$1.5437                              | \$2.2845                 | \$ 2,733.00        | \$ 3,916.37         | \$ 419.61  | \$ -   | \$ 763.76                               | \$ 1,183.37                                 | \$ 69.36   | \$ 22.20   | \$ 1,091.81                   |
| Diprimio, Peter D & Cynthia                                | 53-08-01-400-067.000-008 | 1526   | 2               | N          | \$ 334,400             | \$ 149,290                           | \$ 185,110        | \$1.5437                              | \$2.2845                 | \$ 2,756.22        | \$ 3,944.93         | \$ 422.67  | \$ -   | \$ 766.04                               | \$ 1,188.71                                 | \$ 69.36   | \$ 22.20   | \$ 1,097.15                   |
| Carter, Christopher & Palmer, Sara                         | 53-08-01-400-007.000-008 | 1526   | 2               | N          | \$ 392,500             | \$ 166,625                           | \$ 225,875        | \$1.5437                              | \$2.2845                 | \$ 3,363.20        | \$ 4,639.62         | \$ 497.10  | \$ -   | \$ 779.32                               | \$ 1,276.42                                 | \$ 69.36   | \$ 22.20   | \$ 1,184.86                   |
| True, James S & Keith, Rebecca A                           | 53-08-01-400-024.000-008 | 1526   | 2               | N          | \$ 332,400             | \$ 148,590                           | \$ 183,810        | \$1.5437                              | \$2.2845                 | \$ 2,736.88        | \$ 3,921.13         | \$ 420.12  | \$ -   | \$ 764.13                               | \$ 1,184.25                                 | \$ 69.36   | \$ 22.20   | \$ 1,092.69                   |
| Rudolph, Kimberly S  | 53-08-01-400-047.000-008 | 1526   | 2               | N          | \$ 260,300             | \$ 120,355                           | \$ 139,945        | \$1.5437                              | \$2.2845                 | \$ 2,083.72        | \$ 3,066.29         | \$ 328.52  | \$ -   | \$ 654.05                               | \$ 982.57                                   | \$ 69.36   | \$ 22.20   | \$ 891.01                     |
| Crupper, John K & Sarah S                                  | 53-08-01-400-025.000-008 | 1526   | 2               | N          | \$ 275,500             | \$ 128,675                           | \$ 146,825        | \$1.5437                              | \$2.2845                 | \$ 2,186.16        | \$ 3,243.96         | \$ 347.57  | \$ -   | \$ 710.23                               | \$ 1,057.80                                 | \$ 69.36   | \$ 22.20   | \$ 966.24                     |
| Sears, Sharon A  | 53-08-01-400-021.000-008 | 1526   | 2               | N          | \$ 261,000             | \$ 123,600                           | \$ 137,400        | \$1.5437                              | \$2.2845                 | \$ 2,045.84        | \$ 3,071.39         | \$ 329.08  | \$ -   | \$ 696.48                               | \$ 1,025.55                                 | \$ 69.36   | \$ 22.20   | \$ 933.99                     |
| Chen, Shu Chun   | 53-08-01-400-062.000-008 | 1526   | 2               | N          | \$ 264,000             | \$ 121,650                           | \$ 142,350        | \$1.5437                              | \$2.2845                 | \$ 2,119.54        | \$ 3,110.33         | \$ 333.25  | \$ -   | \$ 657.54                               | \$ 990.79                                   | \$ 69.36   | \$ 22.20   | \$ 899.23                     |
| Hammond, Laura L   | 53-08-21-301-004.000-008 | 2      | N               | \$ 147,500 | \$ 80,875              | \$ 66,625                            | \$1.5437          | \$2.2845                              | \$ 992.02                | \$ 1,644.24        | \$ 176.17           | \$ -   | \$ 476.05  | \$ 652.22                               | \$ 69.36                                    | \$ 14.76   | \$ 568.10  |                               |
| Hoover, Jessica M & Daniel K                               | 53-08-14-104-001.000-008 | 2      | N               | \$ 239,500 | \$ 114,885             | \$ 124,615                           | \$1.5437          | \$2.2845                              | \$ 1,855.68              | \$ 2,788.53        | \$ 298.77           | \$ -   | \$ 634.08  | \$ 932.85                               | \$ -  | \$ -   | \$ 932.85  |                               |
| Spicer Rentals LLC   | 53-08-20-400-097.000-008 | 2      | N               | \$ 43,400  | \$ -                   | \$ 43,400                            | \$1.5437          | \$2.2845                              | \$ 669.96                | \$ 1,018.97        | \$ 109.18           | \$ -   | \$ 239.83  | \$ 349.01                               | \$ -  | \$ -   | \$ 349.01  |                               |
| Spicer Rentals LLC   | 53-08-20-400-004.000-008 | 2      | N               | \$ 10,600  | \$ -                   | \$ 10,600                            | \$1.5437          | \$2.2845                              | \$ 163.64                | \$ 271.21          | \$ 29.06            | \$ -   | \$ 78.52   | \$ 107.57                               | \$ -  | \$ -   | \$ 107.57  |                               |
| Owen County State Bank                                     | 53-08-21-200-115.000-008 | 2517   | 2               | N          | \$ 120,200             | \$ -                                 | \$ 120,200        | \$1.5437                              | \$2.2845                 | \$ 1,855.52        | \$ 2,834.77         | \$ 303.73  | \$ -   | \$ 675.52                               | \$ 979.25                                   | \$ 69.36   | \$ 14.76   | \$ 895.13                     |
| Huntington, Nancy A Trust, Monroe Bank, Trustee            | 53-08-12-100-005.000-008 | 2      | Y               | \$ 40,500  | \$ -                   | \$ 40,500                            | \$1.5437          | \$2.2845                              | \$ 625.20                | \$ 625.20          | \$ 325.68           | \$ -   | \$ -   | \$ 325.68                               | \$ -  | \$ -   | \$ 325.68  |                               |
| Huntington, Thomas A Trust, Monroe Bank, Trustee           | 53-08-12-100-002.000-008 | 2      | Y               | \$ 52,700  | \$ -                   | \$ 52,700                            | \$1.5437          | \$2.2845                              | \$ 813.52                | \$ 813.52          | \$ 423.80           | \$ -   | \$ -   | \$ 423.80                               | \$ -  | \$ -   | \$ 423.80  |                               |
| Huntington, Nancy A Trust, Monroe Bank, Trustee            | 53-08-12-100-001.000-008 | 2      | Y               | \$ 11,600  | \$ -                   | \$ 11,600                            | \$1.5437          | \$2.2845                              | \$ 179.08                | \$ 179.08          | \$ 93.27            | \$ -   | \$ -   | \$ 93.27                                | \$ -  | \$ -   | \$ 93.27   |                               |
| Huntington, Thomas A Trust, Monroe Bank, Trustee           | 53-08-12-100-004.000-008 | 2      | Y               | \$ 500     | \$ -                   | \$ 500                               | \$1.5437          | \$2.2845                              | \$ 7.72                  | \$ 7.72            | \$ 4.02             | \$ -   | \$ -   | \$ 4.02                                 | \$ -  | \$ -   | \$ 4.02  |                               |
| City Of Bloomington Utilities                              | 53-08-21-400-057.000-008 | 2      | N               | \$ -       | \$ -                   | \$ -                                 | \$1.5437          | \$2.2845                              | \$ -                     | \$ -               | \$ -                | \$ -   | \$ -   | \$ -                                    | \$ -  | \$ -   | \$ -   | \$ -                          |
| Reeves, Stanley R  | 53-08-21-400-007.000-008 | 2      | N               | \$ 2,200   | \$ -                   | \$ 2,200                             | \$1.5437          | \$2.2845                              | \$ 33.96                 | \$ 56.29           | \$ 6.03             | \$ -   | \$ 16.30   | \$ 22.33                                | \$ -  | \$ -   | \$ 22.33   |                               |

# City of Bloomington

## Area #2: South-East Annexation Area - Tax Impacts Analysis



Note (1): This section shows the inc/(dec) in tax bills due to differences between township fire protection rates and the Monroe Fire Protection District fire rate

| Owner Name   | Parcel #                 | Waiver | Annexation Area | AG | 2020 Pay 2021 Gross AV | 2020 Pay 2021 Deductions /Exemptions | 2020 Pay 2021 NAV | Pre-Annex 2020 Pay 2021 Prop Tax Rate | Post-Annex Prop Tax Rate | Pre-Annex Tax Bill | Post-Annex Tax Bill | Net Tax Bill Increase Due Solely to AV Growth (12% Aggregate over 4 years) | Net Tax Bill Increase Due to Difference Between Fire Rates (1) | Net Tax Bill Increase Due to Annexation | Total Post-Annexation Net Tax Bill Increase | Benefit 1 Yearly Sewer Bill Savings (@ 4000 Gal/Month) | Benefit 2 Yearly Fire Protection (Water Surcharge) Savings | Post-Annex Tax Bill Inc/(Dec) |
|--|--------------------------|--------|-----------------|----|------------------------|--------------------------------------|-------------------|---------------------------------------|--------------------------|--------------------|---------------------|--|--|---|---|--|--|-------------------------------|
| Hays, Terry  | 53-08-14-100-020.000-008 |        | 2               | N  | \$ 191,500             | \$ 96,275                            | \$ 95,225         | \$1.5437                              | \$2.2845                 | \$ 1,417.88        | \$ 2,247.51         | \$ 240.80  | \$ -   | \$ 588.82                               | \$ 829.63                                   | \$ -   | \$ -   | \$ 829.63                     |
| Apple, Michael D   | 53-08-14-300-012.000-008 |        | 2               | N  | \$ 375,900             | \$ 150,935                           | \$ 224,965        | \$1.5437                              | \$2.2845                 | \$ 3,368.14        | \$ 4,868.92         | \$ 521.67  | \$ -   | \$ 979.11                               | \$ 1,500.78                                 | \$ -   | \$ -   | \$ 1,500.78                   |
| Five Bamboos Holding Company LLC   | 53-08-21-200-117.000-008 | 2254   | 2               | N  | \$ 606,000             | \$ -                                 | \$ 606,000        | \$1.5437                              | \$2.2845                 | \$ 9,354.82        | \$ 15,505.29        | \$ 1,661.28  | \$ -   | \$ 4,489.19                             | \$ 6,150.47                                 | \$ 69.36   | \$ 22.20   | \$ 6,058.91                   |
| Huntington, Nancy A Trust, Monroe Bank, Trustee                                      | 53-08-12-200-001.000-008 |        | 2               | Y  | \$ 338,100             | \$ -                                 | \$ 338,100        | \$1.5437                              | \$2.2845                 | \$ 5,219.24        | \$ 5,219.24         | \$ 2,787.36  | \$ -   | \$ -                                    | \$ 2,787.36                                 | \$ -   | \$ -   | \$ 2,787.36                   |
| Baugh, Ned T & Robinson, Kristi  | 53-08-20-400-039.000-008 | 2513   | 2               | N  | \$ 112,500             | \$ 3,000                             | \$ 109,500        | \$1.5437                              | \$2.2845                 | \$ 1,690.36        | \$ 2,615.70         | \$ 280.25  | \$ -   | \$ 645.09                               | \$ 925.34                                   | \$ -   | \$ -   | \$ 925.34                     |
| Riggins, Mark W. & Diane J.  | 53-08-21-300-051.000-008 |        | 2               | N  | \$ 173,700             | \$ 91,995                            | \$ 81,705         | \$1.5437                              | \$2.2845                 | \$ 1,216.56        | \$ 1,999.97         | \$ 214.29  | \$ -   | \$ 569.12                               | \$ 783.41                                   | \$ 69.36   | \$ 14.76   | \$ 699.29                     |
| Karnegis, Janice L   | 53-08-21-200-017.000-008 |        | 2               | N  | \$ 104,000             | \$ 65,300                            | \$ 38,700         | \$1.5437                              | \$2.2845                 | \$ 576.76          | \$ 955.98           | \$ 102.43  | \$ -   | \$ 276.79                               | \$ 379.22                                   | \$ -   | \$ -   | \$ 379.22                     |
| Kerr, Madaleine Clara & James Mark Harris, Mary Elisabeth & Johnston, James Clark IV | 53-08-20-400-001.000-008 | 1390   | 2               | N  | \$ 218,500             | \$ 107,360                           | \$ 111,140        | \$1.5437                              | \$2.2845                 | \$ 1,655.32        | \$ 2,545.45         | \$ 272.73  | \$ -   | \$ 617.40                               | \$ 890.13                                   | \$ 69.36   | \$ 14.76   | \$ 806.01                     |
| Bunch, Hannah C & Landon A   | 53-08-20-400-107.000-008 | 1689   | 2               | N  | \$ 198,700             | \$ 101,795                           | \$ 96,905         | \$1.5437                              | \$2.2845                 | \$ 1,442.88        | \$ 2,329.97         | \$ 249.65  | \$ -   | \$ 637.44                               | \$ 887.09                                   | \$ 69.36   | \$ 22.20   | \$ 795.53                     |
| McKenzie, Stephanie L  | 53-08-20-400-113.000-008 | 2043   | 2               | N  | \$ 191,000             | \$ -                                 | \$ 191,000        | \$1.5437                              | \$2.2845                 | \$ 2,948.48        | \$ 4,484.40         | \$ 480.47  | \$ -   | \$ 1,055.45                             | \$ 1,535.92                                 | \$ 69.36   | \$ 22.20   | \$ 1,444.36                   |
| Williams, James & Claudia  | 53-08-20-400-114.000-008 | 1736   | 2               | N  | \$ 193,500             | \$ 99,975                            | \$ 93,525         | \$1.5437                              | \$2.2845                 | \$ 1,392.56        | \$ 2,268.07         | \$ 243.01  | \$ -   | \$ 632.50                               | \$ 875.51                                   | \$ 69.36   | \$ 22.20   | \$ 783.95                     |
| Helewa, Zaki   | 53-08-20-400-110.000-008 | 2135   | 2               | N  | \$ 257,100             | \$ 120,485                           | \$ 136,615        | \$1.5437                              | \$2.2845                 | \$ 2,035.24        | \$ 3,019.89         | \$ 323.56  | \$ -   | \$ 661.08                               | \$ 984.65                                   | \$ 69.36   | \$ 22.20   | \$ 893.09                     |
| Thurston, Joshua M & Erin E  | 53-08-20-400-108.000-008 | 1675   | 2               | N  | \$ 227,000             | \$ 108,700                           | \$ 118,300        | \$1.5437                              | \$2.2845                 | \$ 1,761.44        | \$ 2,669.99         | \$ 286.07  | \$ -   | \$ 622.48                               | \$ 908.55                                   | \$ 69.36   | \$ 22.20   | \$ 816.99                     |
| Unroe, James Russell   | 53-08-20-400-112.000-008 | 1968   | 2               | N  | \$ 221,800             | \$ 109,880                           | \$ 111,920        | \$1.5437                              | \$2.2845                 | \$ 1,666.44        | \$ 2,604.86         | \$ 279.09  | \$ -   | \$ 659.34                               | \$ 938.42                                   | \$ 69.36   | \$ 22.20   | \$ 846.86                     |
| Havranek, Kathryn M  | 53-08-20-400-120.000-008 | 2099   | 2               | N  | \$ 268,600             | \$ 126,260                           | \$ 142,340        | \$1.5437                              | \$2.2845                 | \$ 2,119.40        | \$ 3,161.85         | \$ 338.77  | \$ -   | \$ 703.67                               | \$ 1,042.45                                 | \$ 69.36   | \$ 22.20   | \$ 950.89                     |
| Patrick, Eric R  | 53-08-20-400-109.000-008 |        | 2               | N  | \$ 246,300             | \$ 118,455                           | \$ 127,845        | \$1.5437                              | \$2.2845                 | \$ 1,903.56        | \$ 2,896.44         | \$ 310.33  | \$ -   | \$ 682.55                               | \$ 992.88                                   | \$ 69.36   | \$ 22.20   | \$ 901.32                     |
| Couch, Lynda M   | 53-08-20-400-124.000-008 | 1691   | 2               | N  | \$ 236,700             | \$ 115,095                           | \$ 121,605        | \$1.5437                              | \$2.2845                 | \$ 1,810.66        | \$ 2,782.21         | \$ 298.10  | \$ -   | \$ 673.45                               | \$ 971.55                                   | \$ 69.36   | \$ 22.20   | \$ 879.99                     |
| Younger, Matthew R & Melissa Marie   | 53-08-20-400-024.000-008 | 1690   | 2               | N  | \$ 206,600             | \$ 104,560                           | \$ 102,040        | \$1.5437                              | \$2.2845                 | \$ 1,519.34        | \$ 2,423.98         | \$ 259.72  | \$ -   | \$ 644.92                               | \$ 904.64                                   | \$ 69.36   | \$ 22.20   | \$ 813.08                     |
| Dabrowski, Andrew  | 53-08-20-400-016.000-008 | 1814   | 2               | N  | \$ 232,900             | \$ 110,765                           | \$ 122,135        | \$1.5437                              | \$2.2845                 | \$ 1,818.56        | \$ 2,740.21         | \$ 293.59  | \$ -   | \$ 628.06                               | \$ 921.65                                   | \$ 69.36   | \$ 22.20   | \$ 830.09                     |
| Prihoda, John K & Virginia L   | 53-08-20-400-088.000-008 | 2070   | 2               | N  | \$ 253,200             | \$ 120,870                           | \$ 132,330        | \$1.5437                              | \$2.2845                 | \$ 1,970.36        | \$ 2,978.57         | \$ 319.14  | \$ -   | \$ 689.07                               | \$ 1,008.21                                 | \$ 69.36   | \$ 22.20   | \$ 916.65                     |
| Lish, Jacob M  | 53-08-20-400-104.000-008 | 2070   | 2               | N  | \$ 224,300             | \$ 110,650                           | \$ 113,650        | \$1.5437                              | \$2.2845                 | \$ 1,692.20        | \$ 2,631.38         | \$ 281.93  | \$ -   | \$ 657.24                               | \$ 939.18                                   | \$ 69.36   | \$ 22.20   | \$ 847.62                     |
| Raad, Rhonda J   | 53-08-20-400-021.000-008 | 2398   | 2               | N  | \$ 182,500             | \$ 93,125                            | \$ 89,375         | \$1.5437                              | \$2.2845                 | \$ 1,330.76        | \$ 2,140.40         | \$ 229.33  | \$ -   | \$ 580.31                               | \$ 809.64                                   | \$ 69.36   | \$ 22.20   | \$ 718.08                     |
| Richardson, Colette L Revocable Living Trust   | 53-08-20-400-091.000-008 | 1451   | 2               | N  | \$ 200,000             | \$ 102,215                           | \$ 97,785         | \$1.5437                              | \$2.2845                 | \$ 1,455.98        | \$ 2,344.34         | \$ 251.18  | \$ -   | \$ 637.19                               | \$ 888.36                                   | \$ 69.36   | \$ 22.20   | \$ 796.80                     |
| Johnson, Michael R & Connie S  | 53-08-20-400-105.000-008 |        | 2               | N  | \$ 176,200             | \$ 93,920                            | \$ 82,280         | \$1.5437                              | \$2.2845                 | \$ 1,225.12        | \$ 2,030.60         | \$ 217.57  | \$ -   | \$ 587.90                               | \$ 805.48                                   | \$ 69.36   | \$ 22.20   | \$ 713.92                     |
| Underwood, Christopher R & Jessica   | 53-08-20-400-018.000-008 |        | 2               | N  | \$ 182,500             | \$ 96,125                            | \$ 86,375         | \$1.5437                              | \$2.2845                 | \$ 1,286.08        | \$ 2,131.65         | \$ 228.39  | \$ -   | \$ 617.18                               | \$ 845.57                                   | \$ 69.36   | \$ 22.20   | \$ 754.01                     |
| AMH 2014-2 Borrower, LLC   | 53-08-20-400-090.000-008 |        | 2               | N  | \$ 189,500             | \$ -                                 | \$ 189,500        | \$1.5437                              | \$2.2845                 | \$ 2,925.32        | \$ 4,449.19         | \$ 476.70  | \$ -   | \$ 1,047.17                             | \$ 1,523.87                                 | \$ 69.36   | \$ 22.20   | \$ 1,432.31                   |
| Becker, Megan Mae  | 53-08-20-400-117.000-008 |        | 2               | N  | \$ 193,100             | \$ 99,835                            | \$ 93,265         | \$1.5437                              | \$2.2845                 | \$ 1,388.68        | \$ 2,263.32         | \$ 242.50  | \$ -   | \$ 632.13                               | \$ 874.64                                   | \$ 69.36   | \$ 22.20   | \$ 783.08                     |
| Corwin, Mason J & April A  | 53-08-20-400-115.000-008 |        | 2               | N  | \$ 203,600             | \$ 103,510                           | \$ 100,090        | \$1.5437                              | \$2.2845                 | \$ 1,490.30        | \$ 2,388.28         | \$ 255.89  | \$ -   | \$ 642.09                               | \$ 897.98                                   | \$ 69.36   | \$ 22.20   | \$ 806.42                     |
| Wright, Joseph William   | 53-08-20-400-116.000-008 |        | 2               | N  | \$ 202,400             | \$ 3,000                             | \$ 199,400        | \$1.5437                              | \$2.2845                 | \$ 3,078.14        | \$ 4,748.82         | \$ 508.80  | \$ -   | \$ 1,161.88                             | \$ 1,670.68                                 | \$ 69.36   | \$ 22.20   | \$ 1,579.12                   |
| Ward, Joe Dean & Dena Danette  | 53-08-20-400-121.000-008 |        | 2               | N  | \$ 221,200             | \$ 109,670                           | \$ 111,530        | \$1.5437                              | \$2.2845                 | \$ 1,660.64        | \$ 2,597.74         | \$ 278.34  | \$ -   | \$ 658.76                               | \$ 937.10                                   | \$ 69.36   | \$ 22.20   | \$ 845.54                     |
| McGaha, Ben & Sara   | 53-08-14-103-002.000-008 |        | 2               | N  | \$ 184,500             | \$ 93,825                            | \$ 90,675         | \$1.5437                              | \$2.2845                 | \$ 1,350.12        | \$ 2,164.20         | \$ 231.88  | \$ -   | \$ 582.20                               | \$ 814.08                                   | \$ -   | \$ -   | \$ 814.08                     |
| Orrego, Juan M   | 53-08-11-101-027.000-008 |        | 2               | N  | \$ 99,200              | \$ -                                 | \$ 99,200         | \$1.5437                              | \$2.2845                 | \$ 1,531.36        | \$ 2,329.07         | \$ 249.54  | \$ -   | \$ 548.17                               | \$ 797.71                                   | \$ -   | \$ -   | \$ 797.71                     |
| Power, Stephanie Sue; Robertson, Gary Russell  | 53-08-01-400-014.000-008 |        | 2               | N  | \$ 170,200             | \$ -                                 | \$ 170,200        | \$1.5437                              | \$2.2845                 | \$ 2,627.38        | \$ 4,008.70         | \$ 429.50  | \$ -   | \$ 951.81                               | \$ 1,381.32                                 | \$ 69.36   | \$ 22.20   | \$ 1,289.76                   |
| Orrego, Juan M   | 53-08-11-101-041.000-008 |        | 2               | N  | \$ 26,800              | \$ -                                 | \$ 26,800         | \$1.5437                              | \$2.2845                 | \$ 413.72          | \$ 685.71           | \$ 73.47   | \$ -   | \$ 198.52                               | \$ 271.99                                   | \$ -   | \$ -   | \$ 271.99                     |
| Mathews, Nancy M & Ingrid R Montecino  | 53-08-11-101-016.000-008 |        | 2               | N  | \$ 27,100              | \$ -                                 | \$ 27,100         | \$1.5437                              | \$2.2845                 | \$ 418.34          | \$ 693.39           | \$ 74.29   | \$ -   | \$ 200.76                               | \$ 275.05                                   | \$ -   | \$ -   | \$ 275.05                     |
| Mathews, Nancy M & Ingrid R Montecino  | 53-08-11-101-017.000-008 |        | 2               | N  | \$ 27,100              | \$ -                                 | \$ 27,100         | \$1.5437                              | \$2.2845                 | \$ 418.34          | \$ 693.39           | \$ 74.29   | \$ -   | \$ 200.76                               | \$ 275.05                                   | \$ -   | \$ -   | \$ 275.05                     |
| Orrego, Juan M   | 53-08-11-101-045.000-008 |        | 2               | N  | \$ 27,100              | \$ -                                 | \$ 27,100         | \$1.5437                              | \$2.2845                 | \$ 418.34          | \$ 693.39           | \$ 74.29   | \$ -   | \$ 200.76                               | \$ 275.05                                   | \$ -   | \$ -   | \$ 275.05                     |
| Orrego, Juan M   | 53-08-11-101-020.000-008 |        | 2               | N  | \$ 27,100              | \$ -                                 | \$ 27,100         | \$1.5437                              | \$2.2845                 | \$ 418.34          | \$ 693.39           | \$ 74.29   | \$ -   | \$ 200.76                               | \$ 275.05                                   | \$ -   | \$ -   | \$ 275.05                     |
| Orrego, Juan M   | 53-08-11-101-060.000-008 |        | 2               | N  | \$ 27,100              | \$ -                                 | \$ 27,100         | \$1.5437                              | \$2.2845                 | \$ 418.34          | \$ 693.39           | \$ 74.29   | \$ -   | \$ 200.76                               | \$ 275.05                                   | \$ -   | \$ -   | \$ 275.05                     |
| Orrego, Juan M   | 53-08-11-101-043.000-008 |        | 2               | N  | \$ 27,100              | \$ -                                 | \$ 27,100         | \$1.5437                              | \$2.2845                 | \$ 418.34          | \$ 693.39           | \$ 74.29   | \$ -   | \$ 200.76                               | \$ 275.05                                   | \$ -   | \$ -   | \$ 275.05                     |
| Orrego, Juan M   | 53-08-11-101-037.000-008 |        | 2               | N  | \$ 27,100              | \$ -                                 | \$ 27,100         | \$1.5437                              | \$2.2845                 | \$ 418.34          | \$ 693.39           | \$ 74.29   | \$ -   | \$ 200.76                               | \$ 275.05                                   | \$ -   | \$ -   | \$ 275.05                     |



# City of Bloomington



## Area #2: South-East Annexation Area - Tax Impacts Analysis

Note (1): This section shows the inc/(dec) in tax bills due to differences between township fire protection rates and the Monroe Fire Protection District fire rate

| Owner Name                                   | Parcel #                 | Waiver | Annexation Area | AG | 2020 Pay 2021 Gross AV | 2020 Pay 2021 Deductions /Exemptions | 2020 Pay 2021 NAV | Pre-Annex 2020 Pay 2021 Prop Tax Rate | Post-Annex Prop Tax Rate | Pre-Annex Tax Bill | Post-Annex Tax Bill | Net Tax Bill Increase Due Solely to AV Growth (12% Aggregate over 4 years) | Net Tax Bill Increase Due to Difference Between Fire Rates (1) | Net Tax Bill Increase Due to Annexation | Total Post-Annexation Net Tax Bill Increase | Benefit 1 Yearly Sewer Bill Savings (@ 4000 Gal/Month) | Benefit 2 Yearly Fire Protection (Water Surcharge) Savings | Post-Annex Tax Bill Inc/(Dec) | Net of Benefits |
|--|--------------------------|--------|-----------------|----|------------------------|--------------------------------------|-------------------|---------------------------------------|--------------------------|--------------------|---------------------|--|--|---|---|--|--|-------------------------------|-----------------|
| Orrego, Juan M                               | 53-08-11-101-042.000-008 |        | 2               | N  | \$ 27,100              | \$ -                                 | \$ 27,100         | \$1.5437                              | \$2.2845                 | \$ 418.34          | \$ 693.39           | \$ 74.29   | \$ -   | \$ 200.76                               | \$ 275.05                                   | \$ -   | \$ -   | \$ 275.05                     |                 |
| Orrego, Juan M                               | 53-08-11-101-019.000-008 |        | 2               | N  | \$ 27,100              | \$ -                                 | \$ 27,100         | \$1.5437                              | \$2.2845                 | \$ 418.34          | \$ 693.39           | \$ 74.29   | \$ -   | \$ 200.76                               | \$ 275.05                                   | \$ -   | \$ -   | \$ 275.05                     |                 |
| Orrego, Juan M                               | 53-08-11-101-047.000-008 |        | 2               | N  | \$ 27,100              | \$ -                                 | \$ 27,100         | \$1.5437                              | \$2.2845                 | \$ 418.34          | \$ 693.39           | \$ 74.29   | \$ -   | \$ 200.76                               | \$ 275.05                                   | \$ -   | \$ -   | \$ 275.05                     |                 |
| Robertson, Stephen L. & Rita J               | 53-08-14-107-012.000-008 |        | 2               | N  | \$ 235,300             | \$ 108,105                           | \$ 127,195        | \$1.5437                              | \$2.2845                 | \$ 1,899.36        | \$ 2,905.62         | \$ 311.31  | \$ -   | \$ 694.95                               | \$ 1,006.26                                 | \$ -   | \$ -   | \$ 1,006.26                   |                 |
| Williams, Wyatt K & Danielle P               | 53-08-20-400-022.000-008 |        | 2               | N  | \$ 101,900             | \$ 67,915                            | \$ 33,985         | \$1.5437                              | \$2.2845                 | \$ 506.04          | \$ 838.72           | \$ 89.86   | \$ -   | \$ 242.82                               | \$ 332.68                                   | \$ 69.36   | \$ 14.76   | \$ 248.56                     |                 |
| Wallace, Janet P                             | 53-08-14-102-009.000-008 |        | 2               | N  | \$ 164,400             | \$ 86,230                            | \$ 78,170         | \$1.5437                              | \$2.2845                 | \$ 1,164.80        | \$ 1,930.61         | \$ 206.84  | \$ -   | \$ 558.96                               | \$ 765.81                                   | \$ -   | \$ -   | \$ 765.81                     |                 |
| Johnson, Jeffrey W & Melanie P               | 53-08-14-100-001.000-008 |        | 2               | N  | \$ 11,200              | \$ -                                 | \$ 11,200         | \$1.5437                              | \$2.2845                 | \$ 172.88          | \$ 286.57           | \$ 30.70   | \$ -   | \$ 82.98                                | \$ 113.69                                   | \$ -   | \$ -   | \$ 113.69                     |                 |
| Nelson, Japeth & Ashlee                      | 53-08-14-106-008.000-008 |        | 2               | N  | \$ 296,100             | \$ 158,570                           | \$ 137,530        | \$1.5437                              | \$2.2845                 | \$ 2,047.76        | \$ 3,391.86         | \$ 363.42  | \$ -   | \$ 980.68                               | \$ 1,344.10                                 | \$ -   | \$ -   | \$ 1,344.10                   |                 |
| Bumbalough, Richard D                        | 53-08-14-106-006.000-008 |        | 2               | N  | \$ 276,200             | \$ 123,540                           | \$ 152,660        | \$1.5437                              | \$2.2845                 | \$ 2,276.76        | \$ 3,348.58         | \$ 358.77  | \$ -   | \$ 713.05                               | \$ 1,071.82                                 | \$ -   | \$ -   | \$ 1,071.82                   |                 |
| Walker, James M & Catherine F                | 53-08-14-106-005.000-008 |        | 2               | N  | \$ 257,900             | \$ 115,595                           | \$ 142,305        | \$1.5437                              | \$2.2845                 | \$ 2,125.00        | \$ 3,191.02         | \$ 341.90  | \$ -   | \$ 724.12                               | \$ 1,066.02                                 | \$ -   | \$ -   | \$ 1,066.02                   |                 |
| Eberle, Thomas R. & Nancy Hyde               | 53-08-14-106-004.000-008 |        | 2               | N  | \$ 236,000             | \$ 109,670                           | \$ 126,330        | \$1.5437                              | \$2.2845                 | \$ 1,887.48        | \$ 2,902.89         | \$ 311.03  | \$ -   | \$ 704.38                               | \$ 1,015.41                                 | \$ -   | \$ -   | \$ 1,015.41                   |                 |
| Causseaux, Lacey E                           | 53-08-14-106-009.000-008 |        | 2               | N  | \$ 385,900             | \$ 148,485                           | \$ 237,415        | \$1.5437                              | \$2.2845                 | \$ 3,562.84        | \$ 5,220.58         | \$ 559.35  | \$ -   | \$ 1,098.39                             | \$ 1,657.74                                 | \$ -   | \$ -   | \$ 1,657.74                   |                 |
| McCoy, William & Linda                       | 53-08-23-100-003.000-008 |        | 2               | N  | \$ 187,400             | \$ 93,020                            | \$ 94,380         | \$1.5437                              | \$2.2845                 | \$ 1,408.12        | \$ 2,269.88         | \$ 243.21  | \$ -   | \$ 618.55                               | \$ 861.76                                   | \$ -   | \$ -   | \$ 861.76                     |                 |
| Marrs, David L & Donna L                     | 53-08-23-100-005.000-008 |        | 2               | N  | \$ 7,500               | \$ -                                 | \$ 7,500          | \$1.5437                              | \$2.2845                 | \$ 115.78          | \$ 191.90           | \$ 20.56   | \$ -   | \$ 55.56                                | \$ 76.12                                    | \$ -   | \$ -   | \$ 76.12                      |                 |
| Westrich, Bradford & Kathryn M Benavidez     | 53-08-21-200-018.000-008 |        | 2               | N  | \$ 120,800             | \$ 74,530                            | \$ 46,270         | \$1.5437                              | \$2.2845                 | \$ 688.94          | \$ 1,141.89         | \$ 122.34  | \$ -   | \$ 330.61                               | \$ 452.95                                   | \$ 69.36   | \$ 14.76   | \$ 368.83                     |                 |
| Lane, Regenia Irene                          | 53-08-21-200-112.000-008 |        | 2               | N  | \$ 106,800             | \$ 79,110                            | \$ 27,690         | \$1.5437                              | \$2.2845                 | \$ 412.28          | \$ 683.36           | \$ 73.22   | \$ -   | \$ 197.86                               | \$ 271.08                                   | \$ 69.36   | \$ 37.08   | \$ 164.64                     |                 |
| Jallal, Nasir & Koehnlein, Phyllis           | 53-08-01-400-081.000-008 |        | 2               | N  | \$ 317,100             | \$ -                                 | \$ 317,100        | \$1.5437                              | \$2.2845                 | \$ 4,895.08        | \$ 7,492.05         | \$ 802.72  | \$ -   | \$ 1,794.25                             | \$ 2,596.97                                 | \$ 69.36   | \$ 14.76   | \$ 2,512.85                   |                 |
| Gentry Estates Dev Co Inc                    | 53-08-01-400-177.000-008 | 1526   | 2               | N  | \$ -                   | \$ -                                 | \$ -              | \$1.5437                              | \$2.2845                 | \$ -               | \$ -                | \$ -   | \$ -   | \$ -                                    | \$ -  | \$ -   | \$ -   | \$ -                          |                 |
| Gentry Estates Dev Co Inc                    | 53-08-01-400-165.000-008 |        | 2               | N  | \$ -                   | \$ -                                 | \$ -              | \$1.5437                              | \$2.2845                 | \$ -               | \$ -                | \$ -   | \$ -   | \$ -                                    | \$ -  | \$ -   | \$ -   | \$ -                          |                 |
| Michels, Jane                                | 53-08-11-101-070.000-008 | 1467   | 2               | N  | \$ 125,700             | \$ -                                 | \$ 125,700        | \$1.5437                              | \$2.2845                 | \$ 1,940.44        | \$ 2,960.32         | \$ 317.18  | \$ -   | \$ 702.70                               | \$ 1,019.88                                 | \$ -   | \$ -   | \$ 1,019.88                   |                 |
| Dumas, Jeffrey O.                            | 53-08-21-200-070.000-008 |        | 2               | N  | \$ 152,100             | \$ 97,650                            | \$ 54,450         | \$1.5437                              | \$2.2845                 | \$ 810.74          | \$ 1,343.78         | \$ 143.98  | \$ -   | \$ 389.06                               | \$ 533.04                                   | \$ 69.36   | \$ 22.20   | \$ 441.48                     |                 |
| Yi, Hae Kyong                                | 53-08-16-400-005.000-008 |        | 2               | N  | \$ 142,400             | \$ 77,935                            | \$ 64,465         | \$1.5437                              | \$2.2845                 | \$ 961.66          | \$ 1,593.93         | \$ 179.78  | \$ -   | \$ 461.49                               | \$ 632.27                                   | \$ 69.36   | \$ 14.76   | \$ 548.15                     |                 |
| Stafford, Charles B & Autymn J               | 53-08-14-102-006.000-008 |        | 2               | N  | \$ 198,200             | \$ 101,620                           | \$ 96,580         | \$1.5437                              | \$2.2845                 | \$ 1,438.04        | \$ 2,324.02         | \$ 240.01  | \$ -   | \$ 636.97                               | \$ 885.98                                   | \$ -   | \$ -   | \$ 885.98                     |                 |
| Sakura Bloomington Inc                       | 53-08-16-300-042.000-008 |        | 2               | N  | \$ 177,600             | \$ 3,000                             | \$ 174,600        | \$1.5437                              | \$2.2845                 | \$ 2,695.30        | \$ 4,106.52         | \$ 439.98  | \$ -   | \$ 971.24                               | \$ 1,411.22                                 | \$ 69.36   | \$ 22.20   | \$ 1,319.66                   |                 |
| Rink, Lawrence D                             | 53-08-21-200-121.000-008 |        | 2               | N  | \$ 90,400              | \$ -                                 | \$ 90,400         | \$1.5437                              | \$2.2845                 | \$ 1,395.52        | \$ 2,123.52         | \$ 227.52  | \$ -   | \$ 500.48                               | \$ 728.00                                   | \$ -   | \$ -   | \$ 728.00                     |                 |
| Heritage Woods Road Assoc. Inc               | 53-08-01-100-086.000-008 |        | 2               | N  | \$ -                   | \$ -                                 | \$ -              | \$1.5437                              | \$2.2845                 | \$ -               | \$ -                | \$ -   | \$ -   | \$ -                                    | \$ -  | \$ -   | \$ -   | \$ -                          |                 |
| Habig, Barbara J.                            | 53-08-01-400-013.000-008 |        | 2               | N  | \$ 11,700              | \$ -                                 | \$ 11,700         | \$1.5437                              | \$2.2845                 | \$ 180.60          | \$ 299.36           | \$ 32.07   | \$ -   | \$ 86.69                                | \$ 118.76                                   | \$ -   | \$ -   | \$ 118.76                     |                 |
| Logsdon, Robert J Living Trust w/life estate | 53-08-20-400-074.000-008 |        | 2               | N  | \$ 2,100               | \$ -                                 | \$ 2,100          | \$1.5437                              | \$2.2845                 | \$ 32.42           | \$ 53.73            | \$ 5.76  | \$ -   | \$ 15.55                                | \$ 21.31                                    | \$ -   | \$ -   | \$ 21.31                      |                 |
| BADB LLC                                     | 53-08-20-400-038.000-008 | 1832   | 2               | N  | \$ 564,000             | \$ -                                 | \$ 564,000        | \$1.5437                              | \$2.2845                 | \$ 8,706.48        | \$ 14,430.67        | \$ 1,546.14  | \$ -   | \$ 4,178.05                             | \$ 5,724.19                                 | \$ 69.36   | \$ 22.20   | \$ 5,632.63                   |                 |
| Schaeuble Investments, LLC                   | 53-08-20-400-010.000-008 | 1832   | 2               | N  | \$ 139,000             | \$ -                                 | \$ 139,000        | \$1.5437                              | \$2.2845                 | \$ 2,145.74        | \$ 3,556.49         | \$ 381.05  | \$ -   | \$ 1,029.70                             | \$ 1,410.75                                 | \$ 69.36   | \$ 22.20   | \$ 1,319.19                   |                 |
| Kumar, Kavya                                 | 53-08-14-200-047.000-008 | 2029   | 2               | N  | \$ 286,400             | \$ 132,490                           | \$ 153,910        | \$1.5437                              | \$2.2845                 | \$ 2,291.66        | \$ 3,773.68         | \$ 361.46  | \$ -   | \$ 720.56                               | \$ 1,082.02                                 | \$ -   | \$ -   | \$ 1,082.02                   |                 |
| Jeffers, Jeremy A & Melissa L                | 53-08-14-200-006.000-008 | 2029   | 2               | N  | \$ 310,100             | \$ 137,785                           | \$ 172,315        | \$1.5437                              | \$2.2845                 | \$ 2,565.72        | \$ 3,658.98         | \$ 392.04  | \$ -   | \$ 701.22                               | \$ 1,093.26                                 | \$ -   | \$ -   | \$ 1,093.26                   |                 |
| Betar, Michael G III & Jeremy L              | 53-08-14-200-018.000-008 | 2029   | 2               | N  | \$ 296,100             | \$ 132,885                           | \$ 163,215        | \$1.5437                              | \$2.2845                 | \$ 2,430.20        | \$ 3,492.36         | \$ 374.18  | \$ -   | \$ 687.98                               | \$ 1,062.16                                 | \$ 69.36   | \$ 22.20   | \$ 970.60                     |                 |
| Scruggs, Amanda                              | 53-08-14-200-050.000-008 | 2029   | 2               | N  | \$ 319,700             | \$ 144,145                           | \$ 175,555        | \$1.5437                              | \$2.2845                 | \$ 2,613.96        | \$ 3,769.99         | \$ 403.93  | \$ -   | \$ 752.10                               | \$ 1,156.03                                 | \$ 69.36   | \$ 22.20   | \$ 1,064.47                   |                 |
| Dai, Jun                                     | 53-08-14-200-038.000-008 | 2029   | 2               | N  | \$ 303,200             | \$ 3,000                             | \$ 300,200        | \$1.5437                              | \$2.2845                 | \$ 4,634.20        | \$ 7,115.46         | \$ 762.37  | \$ -   | \$ 1,718.89                             | \$ 2,481.26                                 | \$ 69.36   | \$ 22.20   | \$ 2,389.70                   |                 |
| Patel, Jignesh H & Dimple K                  | 53-08-14-200-027.000-008 | 2029   | 2               | N  | \$ 289,700             | \$ 133,645                           | \$ 156,055        | \$1.5437                              | \$2.2845                 | \$ 2,323.60        | \$ 3,412.96         | \$ 365.68  | \$ -   | \$ 723.68                               | \$ 1,089.36                                 | \$ 69.36   | \$ 22.20   | \$ 997.80                     |                 |
| Smith, Lauren R & Kenny D                    | 53-08-14-200-030.000-008 | 2029   | 2               | N  | \$ 352,700             | \$ 155,695                           | \$ 197,005        | \$1.5437                              | \$2.2845                 | \$ 2,933.32        | \$ 4,162.73         | \$ 446.01  | \$ -   | \$ 783.40                               | \$ 1,229.41                                 | \$ 69.36   | \$ 22.20   | \$ 1,137.85                   |                 |
| Talbot, John Sutcliffe Jr & Deleigh B        | 53-08-14-200-033.000-008 | 2029   | 2               | N  | \$ 337,100             | \$ 147,235                           | \$ 189,865        | \$1.5437                              | \$2.2845                 | \$ 2,827.02        | \$ 3,980.30         | \$ 426.46  | \$ -   | \$ 726.82                               | \$ 1,153.28                                 | \$ 69.36   | \$ 22.20   | \$ 1,061.72                   |                 |
| Brafford, Ward L & Freeda M                  | 53-08-14-200-005.000-008 | 2029   | 2               | N  | \$ 323,600             | \$ 142,510                           | \$ 181,090        | \$1.5437                              | \$2.2845                 | \$ 2,696.36        | \$ 3,819.64         | \$ 409.25  | \$ -   | \$ 714.03                               | \$ 1,123.28                                 | \$ 69.36   | \$ 22.20   | \$ 1,031.72                   |                 |
| Lobring, Wane M & Rachel C                   | 53-08-14-200-004.000-008 | 2029   | 2               | N  | \$ 364,000             | \$ 159,650                           | \$ 204,350        | \$1.5437                              | \$2.2845                 | \$ 3,042.68        | \$ 4,297.20         | \$ 460.41  | \$ -   | \$ 794.11                               | \$ 1,254.52                                 | \$ 69.36   | \$ 22.20   | \$ 1,162.96                   |                 |
| Johnson, Dana LU; Zhou, You                  | 53-08-14-200-017.000-008 | 2029   | 2               | N  | \$ 300,900             | \$ 137,565                           | \$ 163,335        | \$1.5437                              | \$2.2845                 | \$ 2,432.00        | \$ 3,546.24         | \$ 379.95  | \$ -   | \$ 734.29                               | \$ 1,114.24                                 | \$ 69.36   | \$ 37.08   | \$ 1,007.80                   |                 |
| Sedory, Albert L III & Stacy J               | 53-08-14-200-002.000-008 | 2029   | 2               | N  | \$ 374,900             | \$ 163,465                           | \$ 211,435        | \$1.5437                              | \$2.2845                 | \$ 3,148.20        | \$ 4,426.92         | \$ 474.31  | \$ -   | \$ 804.41                               | \$ 1,278.72                                 | \$ -   | \$ -   | \$ 1,278.72                   |                 |
| Vuyyuri, Prema S & Saleha B                  | 53-08-14-200-039.000-008 | 2029   | 2               | N  | \$ 303,800             | \$ 138,580                           | \$ 165,220        | \$1.5437                              | \$2.2845                 | \$ 2,460.06        | \$ 3,580.75         | \$ 383.65  | \$ -   | \$ 737.05                               | \$ 1,120.69                                 | \$ 69.36   | \$ 22.20   | \$ 1,029.13                   |                 |
| Chen, Dingnan & Wang, Lili                   | 53-08-14-200-055.000-008 | 2029   | 2               | N  | \$ 320,000             | \$ 144,250                           | \$ 175,750        | \$1.5437                              | \$2.2845                 | \$ 2,616.84        | \$ 3,773.56         | \$ 404.31  | \$ -   | \$ 752.41                               | \$ 1,156.72                                 | \$ 69.36   | \$ 22.20   | \$ 1,065.16                   |                 |
| Blackwell, Larry R & Susan E                 | 53-08-14-200-041.000-008 | 2029   | 2               | N  | \$ 400,800             | \$ 170,815                           | \$ 229,985        | \$1.5437                              | \$2.2845                 | \$ 3,425.44        | \$ 4,728.69         | \$ 506.64  | \$ -   | \$ 796.61                               | \$ 1,303.25                                 | \$ 69.36   | \$ 22.20   | \$ 1,211.69                   |                 |
| Sherwood Realty LLC                          | 53-08-14-200-054.000-008 | 2029   | 2               | N  | \$ -                   | \$ -                                 | \$ -              | \$1.5437                              | \$2.2845                 | \$ -               | \$ -                | \$ -   | \$ -   | \$ -                                    | \$ -  | \$ -   | \$ -   | \$ -                          |                 |
| Wang, Chuhua; Chen, Cheng                    | 53-08-14-200-037.000-008 | 2029   | 2               | N  | \$ 380,600             | \$ 165,460                           | \$ 215,140        | \$1.5437                              | \$2.2845                 | \$ 3,203.36        | \$ 4,494.77         | \$ 481.59  | \$ -   | \$ 809.82                               | \$ 1,291.41                                 | \$ -   | \$ -   | \$ 1,291.41                   |                 |
| Christine, Joseph LLC                        | 53-08-14-200-003.000-008 | 2029   | 2               | N  | \$ 308,000             | \$ -                                 | \$ 308,000        | \$1.5437                              | \$2.2845                 | \$ 4,754.60        | \$ 7,231.40         | \$ 774.79  | \$ -   | \$ 1,702.00                             | \$ 2,476.80                                 | \$ 69.36   | \$ 22.20   | \$ 2,385.24                   |                 |
| Xiao, Jin & Ni, Yun                          | 53-08-14-200-001.000-008 | 2029   | 2               | N  | \$ 359,600             | \$ 158,110                           | \$ 201,490        | \$1.5437                              |                          |                    |                     |  |  |   |   |  |  |                               |                 |

# City of Bloomington



## Area #2: South-East Annexation Area - Tax Impacts Analysis

Note (1): This section shows the inc/(dec) in tax bills due to differences between township fire protection rates and the Monroe Fire Protection District fire rate

| Owner Name                                     | Parcel #                 | Waiver | Annexation Area | AG | 2020 Pay 2021 Gross AV | 2020 Pay 2021 Deductions /Exemptions | 2020 Pay 2021 NAV | Pre-Annex 2020 Pay 2021 Prop Tax Rate | Post-Annex Prop Tax Rate | Pre-Annex Tax Bill | Post-Annex Tax Bill | Net Tax Bill Increase Due Solely to AV Growth (12% Aggregate over 4 years) | Net Tax Bill Increase Due to Difference Between Fire Rates (1) | Net Tax Bill Increase Due to Annexation | Total Post-Annexation Net Tax Bill Increase | Benefit 1 Yearly Sewer Bill Savings (@ 4000 Gal/Month) | Benefit 2 Yearly Fire Protection (Water Surcharge) Savings | Post-Annex Tax Bill Inc/(Dec) |
|--|--------------------------|--------|-----------------|----|------------------------|--------------------------------------|-------------------|---------------------------------------|--------------------------|--------------------|---------------------|--|--|---|---|--|--|-------------------------------|
| Ford, Christine L Revocable Living Trust       | 53-08-14-200-026.000-008 | 2029   | 2               | N  | \$ 368,200             | \$ 158,120                           | \$ 210,080        | \$1.5437                              | \$2.2845                 | \$ 3,128.00        | \$ 4,350.43         | \$ 466.12  | \$ -   | \$ 756.31                               | \$ 1,222.43                                 | \$ 69.36   | \$ 22.20   | \$ 1,130.87                   |
| McKinley, Lee & Evelyn Maria                   | 53-01-40-442-538.000-008 | 2029   | 2               | N  | \$ 405,300             | \$ 170,755                           | \$ 234,545        | \$1.5437                              | \$2.2845                 | \$ 3,492.84        | \$ 4,805.63         | \$ 514.88  | \$ -   | \$ 797.91                               | \$ 1,312.79                                 | \$ 69.36   | \$ 22.20   | \$ 1,221.23                   |
| McArdle, Stephen J                             | 53-08-15-400-014.000-008 | 2029   | 2               | N  | \$ 259,300             | \$ 123,005                           | \$ 136,295        | \$1.5437                              | \$2.2845                 | \$ 2,029.38        | \$ 3,051.15         | \$ 326.90  | \$ -   | \$ 694.87                               | \$ 1,021.77                                 | \$ 69.36   | \$ 22.20   | \$ 930.21                     |
| Meadowcreek LLC                                | 53-08-14-200-036.010-008 | 2029   | 2               | N  | \$ 137,200             | \$ -                                 | \$ 137,200        | \$1.5437                              | \$2.2845                 | \$ 2,117.96        | \$ 3,510.44         | \$ 376.12  | \$ -   | \$ 1,016.36                             | \$ 1,392.48                                 | \$ -   | \$ -   | \$ 1,392.48                   |
| Stauffer, Dwight L & Penny J                   | 53-08-01-100-043.000-008 |        | 2               | N  | \$ 425,800             | \$ 176,660                           | \$ 249,140        | \$1.5437                              | \$2.2845                 | \$ 3,715.20        | \$ 5,139.81         | \$ 550.70  | \$ -   | \$ 873.92                               | \$ 1,424.61                                 | \$ 69.36   | \$ 22.20   | \$ 1,333.05                   |
| Munoz, Daniel J. & Janet M.                    | 53-08-11-101-026.000-008 |        | 2               | N  | \$ 86,300              | \$ 59,455                            | \$ 26,845         | \$1.5437                              | \$2.2845                 | \$ 399.72          | \$ 662.51           | \$ 70.98   | \$ -   | \$ 191.81                               | \$ 262.79                                   | \$ -   | \$ -   | \$ 262.79                     |
| Ledon, Willy Revocable Trust                   | 53-08-01-400-063.000-008 | 1526   | 2               | N  | \$ 268,200             | \$ 123,120                           | \$ 145,080        | \$1.5437                              | \$2.2845                 | \$ 2,160.20        | \$ 3,160.33         | \$ 338.61  | \$ -   | \$ 661.51                               | \$ 1,000.13                                 | \$ 69.36   | \$ 22.20   | \$ 908.57                     |
| Taylor, Sharon S                               | 53-08-01-400-061.000-008 | 1526   | 2               | N  | \$ 280,800             | \$ 130,530                           | \$ 150,270        | \$1.5437                              | \$2.2845                 | \$ 2,237.48        | \$ 3,307.03         | \$ 358.25  | \$ -   | \$ 715.23                               | \$ 1,069.55                                 | \$ 69.36   | \$ 22.20   | \$ 977.99                     |
| Moore, Thomas E & Hannah T                     | 53-08-01-400-099.000-008 | 1526   | 2               | N  | \$ 256,600             | \$ 122,060                           | \$ 134,540        | \$1.5437                              | \$2.2845                 | \$ 2,003.24        | \$ 3,019.03         | \$ 323.47  | \$ -   | \$ 692.32                               | \$ 1,015.79                                 | \$ 69.36   | \$ 22.20   | \$ 924.23                     |
| Buczek, Robert W & Patricia J                  | 53-08-01-400-071.000-008 | 1526   | 2               | N  | \$ 283,600             | \$ 128,510                           | \$ 155,090        | \$1.5437                              | \$2.2845                 | \$ 2,309.24        | \$ 3,343.60         | \$ 358.25  | \$ -   | \$ 676.11                               | \$ 1,034.36                                 | \$ 69.36   | \$ 22.20   | \$ 942.80                     |
| Eckert-Hill, Denise M                          | 53-08-01-400-079.000-008 | 1526   | 2               | N  | \$ 272,300             | \$ 124,555                           | \$ 147,745        | \$1.5437                              | \$2.2845                 | \$ 2,199.88        | \$ 3,209.10         | \$ 343.83  | \$ -   | \$ 665.40                               | \$ 1,009.22                                 | \$ 69.36   | \$ 22.20   | \$ 917.66                     |
| Burchell, Janet S & Larry G; Barrow, Elizabeth | 53-08-01-400-046.000-008 | 1526   | 2               | N  | \$ 248,500             | \$ 116,225                           | \$ 132,275        | \$1.5437                              | \$2.2845                 | \$ 1,969.52        | \$ 2,925.87         | \$ 313.49  | \$ -   | \$ 642.86                               | \$ 956.35                                   | \$ 69.36   | \$ 22.20   | \$ 864.79                     |
| Blair, Robert E & Marni J                      | 53-08-01-400-100.000-008 | 1526   | 2               | N  | \$ 362,600             | \$ 159,160                           | \$ 203,440        | \$1.5437                              | \$2.2845                 | \$ 3,029.14        | \$ 4,280.55         | \$ 458.63  | \$ -   | \$ 792.77                               | \$ 1,251.41                                 | \$ 69.36   | \$ 22.20   | \$ 1,151.85                   |
| Vannice, Cathy J                               | 53-01-42-248-240.000-008 | 1526   | 2               | N  | \$ 293,400             | \$ 131,940                           | \$ 161,460        | \$1.5437                              | \$2.2845                 | \$ 2,404.08        | \$ 3,460.22         | \$ 370.73  | \$ -   | \$ 685.41                               | \$ 1,056.14                                 | \$ 69.36   | \$ 22.20   | \$ 964.58                     |
| Shaw, Brian P & Julia T                        | 53-01-42-248-241.000-008 | 1526   | 2               | N  | \$ 299,300             | \$ 137,005                           | \$ 162,295        | \$1.5437                              | \$2.2845                 | \$ 2,416.52        | \$ 3,527.20         | \$ 377.91  | \$ -   | \$ 732.77                               | \$ 1,110.68                                 | \$ 69.36   | \$ 22.20   | \$ 1,019.12                   |
| Luse, Karen L & Adam A                         | 53-01-42-248-242.000-008 | 1526   | 2               | N  | \$ 324,600             | \$ 142,860                           | \$ 181,740        | \$1.5437                              | \$2.2845                 | \$ 2,237.48        | \$ 3,307.03         | \$ 358.25  | \$ -   | \$ 714.98                               | \$ 1,125.50                                 | \$ 69.36   | \$ 22.20   | \$ 1,033.94                   |
| Li, Dan & Hu, Zongjun                          | 53-01-42-248-243.000-008 | 1526   | 2               | N  | \$ 298,000             | \$ 133,550                           | \$ 164,450        | \$1.5437                              | \$2.2845                 | \$ 2,448.60        | \$ 3,514.97         | \$ 376.60  | \$ -   | \$ 689.77                               | \$ 1,066.37                                 | \$ 69.36   | \$ 22.20   | \$ 974.81                     |
| Aung, Allen & Marla                            | 53-01-42-248-244.000-008 |        | 2               | N  | \$ 294,500             | \$ 132,325                           | \$ 162,175        | \$1.5437                              | \$2.2845                 | \$ 2,414.72        | \$ 3,473.32         | \$ 372.14  | \$ -   | \$ 686.45                               | \$ 1,058.60                                 | \$ 69.36   | \$ 22.20   | \$ 967.04                     |
| Work, Mary Carol Trust W/I/e                   | 53-01-42-248-245.000-008 |        | 2               | N  | \$ 273,600             | \$ 125,010                           | \$ 148,590        | \$1.5437                              | \$2.2845                 | \$ 2,212.44        | \$ 3,224.59         | \$ 375.49  | \$ -   | \$ 666.65                               | \$ 1,012.15                                 | \$ 69.36   | \$ 22.20   | \$ 920.59                     |
| Chen, Joe-Chang Roda                           | 53-01-42-248-246.000-008 |        | 2               | N  | \$ 264,200             | \$ -                                 | \$ 264,200        | \$1.5437                              | \$2.2845                 | \$ 4,078.46        | \$ 6,203.04         | \$ 664.61  | \$ -   | \$ 1,459.96                             | \$ 2,124.58                                 | \$ 69.36   | \$ 22.20   | \$ 2,033.02                   |
| Vass, Robert J & Marlene                       | 53-01-42-248-247.000-008 |        | 2               | N  | \$ 293,500             | \$ 131,975                           | \$ 161,525        | \$1.5437                              | \$2.2845                 | \$ 2,405.04        | \$ 3,461.41         | \$ 370.87  | \$ -   | \$ 685.51                               | \$ 1,056.37                                 | \$ 69.36   | \$ 22.20   | \$ 964.81                     |
| Chen, Zhi Chen & Lin, Feng M                   | 53-01-42-248-248.000-008 |        | 2               | N  | \$ 276,900             | \$ 126,165                           | \$ 150,735        | \$1.5437                              | \$2.2845                 | \$ 2,244.40        | \$ 3,263.85         | \$ 349.70  | \$ -   | \$ 669.76                               | \$ 1,019.45                                 | \$ 69.36   | \$ 22.20   | \$ 927.89                     |
| Van Ruler, Aaron & Sadee K                     | 53-01-42-248-249.000-008 |        | 2               | N  | \$ 317,000             | \$ 135,395                           | \$ 181,605        | \$1.5437                              | \$2.2845                 | \$ 2,714.60        | \$ 3,969.52         | \$ 425.31  | \$ -   | \$ 829.61                               | \$ 1,254.92                                 | \$ 69.36   | \$ 22.20   | \$ 1,163.36                   |
| Reynolds, Kevin R & Nancy A                    | 53-01-42-248-250.000-008 |        | 2               | N  | \$ 293,700             | \$ 132,045                           | \$ 161,655        | \$1.5437                              | \$2.2845                 | \$ 2,406.98        | \$ 3,463.80         | \$ 371.13  | \$ -   | \$ 685.69                               | \$ 1,056.82                                 | \$ 69.36   | \$ 22.20   | \$ 965.26                     |
| Carr, Lolita A                                 | 53-01-42-248-251.000-008 |        | 2               | N  | \$ 250,300             | \$ 119,855                           | \$ 130,445        | \$1.5437                              | \$2.2845                 | \$ 1,942.28        | \$ 2,944.04         | \$ 315.43  | \$ -   | \$ 686.34                               | \$ 1,001.76                                 | \$ 69.36   | \$ 22.20   | \$ 910.20                     |
| Kuriyama, Keiko & Schwartz, Andrew W           | 53-01-42-248-252.000-008 |        | 2               | N  | \$ 270,100             | \$ 126,680                           | \$ 143,420        | \$1.5437                              | \$2.2845                 | \$ 2,135.48        | \$ 3,176.44         | \$ 340.33  | \$ -   | \$ 700.63                               | \$ 1,040.96                                 | \$ 69.36   | \$ 22.20   | \$ 949.40                     |
| Healy, Maria NC                                | 53-01-42-248-253.000-008 |        | 2               | N  | \$ 281,400             | \$ 155,595                           | \$ 125,805        | \$1.5437                              | \$2.2845                 | \$ 1,873.20        | \$ 3,104.76         | \$ 332.66  | \$ -   | \$ 898.90                               | \$ 1,231.56                                 | \$ 69.36   | \$ 22.20   | \$ 1,140.00                   |
| May-Scott, Nancy A                             | 53-01-42-248-254.000-008 |        | 2               | N  | \$ 287,200             | \$ 132,770                           | \$ 154,430        | \$1.5437                              | \$2.2845                 | \$ 2,299.40        | \$ 3,383.21         | \$ 362.49  | \$ -   | \$ 721.32                               | \$ 1,083.81                                 | \$ 69.36   | \$ 22.20   | \$ 992.25                     |
| Wagh, Nikhil P & Sharayu V Jadhav              | 53-01-42-248-255.000-008 |        | 2               | N  | \$ 297,100             | \$ 136,235                           | \$ 160,865        | \$1.5437                              | \$2.2845                 | \$ 2,395.22        | \$ 3,501.03         | \$ 375.11  | \$ -   | \$ 730.69                               | \$ 1,105.81                                 | \$ 69.36   | \$ 22.20   | \$ 1,014.25                   |
| Lettelleir, John N                             | 53-08-16-300-022.000-008 |        | 2               | N  | \$ 223,300             | \$ 108,515                           | \$ 114,785        | \$1.5437                              | \$2.2845                 | \$ 1,710.42        | \$ 2,623.10         | \$ 281.04  | \$ -   | \$ 631.63                               | \$ 912.68                                   | \$ 69.36   | \$ 14.76   | \$ 828.56                     |
| Foot of the Cross Church Inc                   | 53-08-21-200-101.000-008 |        | 2               | N  | \$ 118,600             | \$ 118,600                           | \$ -              | \$1.5437                              | \$2.2845                 | \$ -               | \$ -                | \$ -   | \$ -   | \$ -                                    | \$ -  | \$ 69.36   | \$ 22.20   | \$ (91.56)                    |
| Ketterson, Ellen D                             | 53-08-01-100-064.000-008 |        | 2               | N  | \$ 300,000             | \$ 133,760                           | \$ 166,240        | \$1.5437                              | \$2.2845                 | \$ 2,476.02        | \$ 3,557.93         | \$ 381.21  | \$ -   | \$ 700.70                               | \$ 1,081.91                                 | \$ 69.36   | \$ 14.76   | \$ 997.79                     |
| Hyde, Harold E & Gaynell L Trust               | 53-08-20-400-093.000-008 |        | 2               | N  | \$ 17,600              | \$ -                                 | \$ 17,600         | \$1.5437                              | \$2.2845                 | \$ 271.68          | \$ 450.32           | \$ 48.25   | \$ -   | \$ 130.39                               | \$ 178.64                                   | \$ -   | \$ -   | \$ 178.64                     |
| Hyde, Harold E & Gaynell L Trust               | 53-08-20-400-099.000-008 |        | 2               | N  | \$ 121,800             | \$ 85,565                            | \$ 36,235         | \$1.5437                              | \$2.2845                 | \$ 463.36          | \$ 472.63           | \$ -   | \$ -   | \$ 9.27                                 | \$ 9.27                                     | \$ 69.36   | \$ 14.76   | \$ (74.85)                    |
| Hyde, Wm. B. & Anna E.                         | 53-01-41-702-000.000-008 |        | 2               | N  | \$ 1,600               | \$ -                                 | \$ 1,600          | \$1.5437                              | \$2.2845                 | \$ 24.70           | \$ 40.94            | \$ 4.39  | \$ -   | \$ 11.85                                | \$ 16.24                                    | \$ -   | \$ -   | \$ 16.24                      |
| May, Nathan W & Kasie L                        | 53-08-21-300-050.000-008 |        | 2               | N  | \$ 165,100             | \$ 79,710                            | \$ 85,390         | \$1.5437                              | \$2.2845                 | \$ 1,285.92        | \$ 2,131.40         | \$ 228.37  | \$ -   | \$ 617.11                               | \$ 845.48                                   | \$ 69.36   | \$ 14.76   | \$ 761.36                     |
| Douglas, William & Loma                        | 53-08-23-100-012.000-008 |        | 2               | N  | \$ 110,100             | \$ 68,475                            | \$ 41,625         | \$1.5437                              | \$2.2845                 | \$ 621.76          | \$ 1,030.54         | \$ 110.41  | \$ -   | \$ 298.36                               | \$ 408.78                                   | \$ -   | \$ -   | \$ 408.78                     |
| Lafferty, Dustin                               | 53-08-20-400-111.000-008 |        | 2               | N  | \$ 202,000             | \$ 102,425                           | \$ 99,575         | \$1.5437                              | \$2.2845                 | \$ 1,482.64        | \$ 2,353.00         | \$ 252.11  | \$ -   | \$ 618.25                               | \$ 870.36                                   | \$ 69.36   | \$ 22.20   | \$ 778.80                     |
| Dorsey, Louis B & Joy L                        | 53-08-20-400-106.000-008 | 1842   | 2               | N  | \$ 185,600             | \$ 96,265                            | \$ 89,335         | \$1.5437                              | \$2.2845                 | \$ 1,330.16        | \$ 2,144.83         | \$ 229.80  | \$ -   | \$ 584.87                               | \$ 814.67                                   | \$ 69.36   | \$ 22.20   | \$ 723.11                     |
| Binford, Kimberly A                            | 53-08-20-400-122.000-008 |        | 2               | N  | \$ 174,600             | \$ 92,975                            | \$ 81,625         | \$1.5437                              | \$2.2845                 | \$ 1,215.36        | \$ 2,014.43         | \$ 215.83  | \$ -   | \$ 583.23                               | \$ 799.07                                   | \$ -   | \$ -   | \$ 799.07                     |
| Smith, Matthew D & Lori M                      | 53-08-21-200-071.000-008 |        | 2               | N  | \$ 338,100             | \$ 149,295                           | \$ 188,805        | \$1.5437                              | \$2.2845                 | \$ 2,837.00        | \$ 4,303.21         | \$ 461.07  | \$ -   | \$ 1,005.14                             | \$ 1,466.21                                 | \$ 69.36   | \$ 14.76   | \$ 1,382.09                   |
| Blind Squirrels LLC                            | 53-08-20-400-073.000-008 |        | 2               | N  | \$ 142,900             | \$ -                                 | \$ 142,900        | \$1.5437                              | \$2.2845                 | \$ 2,205.96        | \$ 3,371.95         | \$ 361.28  | \$ -   | \$ 804.71                               | \$ 1,165.99                                 | \$ -   | \$ -   | \$ 1,165.99                   |
| YFD LLC  | 53-08-15-400-010.000-008 |        | 2               | N  | \$ 395,700             | \$ -                                 | \$ 395,700        | \$1.5437                              | \$2.2845                 | \$ 6,108.42        | \$ 9,725.71         | \$ 1,042.04  | \$ -   | \$ 2,575.25                             | \$ 3,617.29                                 | \$ -   | \$ -   | \$ 3,617.29                   |
| YFD LLC  | 53-08-15-400-006.000-008 |        | 2               | N  | \$ 40,000              | \$ -                                 | \$ 40,000         | \$1.5437                              | \$2.2845                 | \$ 617.48          | \$ 1,023.45         | \$ 109.66  | \$ -   | \$ 296.32                               | \$ 405.97                                   | \$ -   | \$ -   | \$ 405.97                     |
| Bowlen, John E & Brenda J                      | 53-08-14-103-012.000-008 |        | 2               | N  | \$ 344,400             | \$ 147,540                           | \$ 196,860        | \$1.5437                              | \$2.2845                 | \$ 2,937.72        | \$ 4,195.69         | \$ 449.54  | \$ -   | \$ 808.44                               | \$ 1,257.97                                 | \$ -   | \$ -   | \$ 1,257.97                   |
| Abbott, Michelle R                             | 53-08-20-400-011.000-008 |        | 2               | N  | \$ 100,100             | \$ 67,285                            | \$ 32,815         | \$1.5437                              | \$2.2845                 | \$ 488.60          | \$ 809.85           | \$ 86.77   | \$ -   | \$ 234.48                               | \$ 321.25                                   | \$ 69.36   | \$ 14.76   | \$ 237.13                     |
| Sterling Woods Inc                             | 53-08-23-401-067.000-008 | 2360   | 2               | N  | \$ 2,800               | \$ -                                 | \$ 2,800          | \$1.5437                              | \$2.2845                 | \$ 43.22           | \$ 71.64            | \$ 7.68  | \$ -   | \$ 20.75                                | \$ 28.42                                    | \$ -   | \$ -   | \$ 28.42                      |
| Sterling Woods Inc                             | 53-08-23-401-043.000-008 | 2360   | 2               | N  | \$ 2,600               | \$ -                                 | \$ 2,600          | \$1.5437                              | \$2.2845                 | \$ 40.14           | \$ 66.52            | \$ 7.13  | \$ -   | \$ 19.26                                | \$ 26.38                                    | \$ -   | \$ -   | \$ 26.38                      |
| Jones, Dean; Boardman                          |                          |        |                 |    |                        |                                      |                   |                                       |                          |                    |                     |  |  |   |   |  |  |                               |

# City of Bloomington



## Area #2: South-East Annexation Area - Tax Impacts Analysis

Note (1): This section shows the inc/(dec) in tax bills due to differences between township fire protection rates and the Monroe Fire Protection District fire rate

| Owner Name                           | Parcel #                 | Waiver | Annexation Area | AG | 2020 Pay 2021 Gross AV | 2020 Pay 2021 Deductions /Exemptions | 2020 Pay 2021 NAV | Pre-Annex 2020 Pay 2021 Prop Tax Rate | Post-Annex Prop Tax Rate | Pre-Annex Tax Bill | Post-Annex Tax Bill | Net Tax Bill Increase Due Solely to AV Growth (12% Aggregate over 4 years) | Net Tax Bill Increase Due to Difference Between Fire Rates (1) | Net Tax Bill Increase Due to Annexation | Total Post-Annexation Net Tax Bill Increase | Benefit 1 Yearly Sewer Bill Savings (@ 4000 Gal/Month) | Benefit 2 Yearly Fire Protection (Water Surcharge) Savings | Post-Annex Tax Bill Inc/(Dec) Net of Benefits |
|--------------------------------------|--------------------------|--------|-----------------|----|------------------------|--------------------------------------|-------------------|---------------------------------------|--------------------------|--------------------|---------------------|--|--|---|---|--|--|---|
| Depierre, Edna K                     | 53-08-14-106-002.000-008 |        | 2               | N  | \$ 185,500             | \$ 96,860                            | \$ 88,640         | \$1.5437                              | \$2.2845                 | \$ 1,319.82        | \$ 2,163.13         | \$ 231.77  | \$ -   | \$ 611.54                               | \$ 843.31                                   | \$ -   | \$ -   | \$ 843.31                                     |
| Ing, Michael & Sherene               | 53-08-14-106-007.000-008 |        | 2               | N  | \$ 268,300             | \$ 126,155                           | \$ 142,145        | \$1.5437                              | \$2.2845                 | \$ 2,116.48        | \$ 3,158.26         | \$ 338.38  | \$ -   | \$ 703.41                               | \$ 1,041.78                                 | \$ -   | \$ -   | \$ 1,041.78                                   |
| Lowery, Kurtis & Lara                | 53-08-14-106-011.000-008 |        | 2               | N  | \$ 228,200             | \$ 111,490                           | \$ 116,710        | \$1.5437                              | \$2.2845                 | \$ 1,737.76        | \$ 2,661.55         | \$ 285.16  | \$ -   | \$ 638.63                               | \$ 923.79                                   | \$ -   | \$ -   | \$ 923.79                                     |
| Bayt, Cathy Jo                       | 53-08-11-101-024.000-008 |        | 2               | N  | \$ 180,100             | \$ 95,285                            | \$ 84,815         | \$1.5437                              | \$2.2845                 | \$ 1,262.86        | \$ 2,093.15         | \$ 224.27  | \$ -   | \$ 606.02                               | \$ 830.29                                   | \$ -   | \$ -   | \$ 830.29                                     |
| Field, Richard R & Amanda D          | 53-08-11-101-040.000-008 |        | 2               | N  | \$ 277,400             | \$ 120,450                           | \$ 156,950        | \$1.5437                              | \$2.2845                 | \$ 2,349.20        | \$ 3,540.65         | \$ 379.36  | \$ -   | \$ 812.10                               | \$ 1,191.45                                 | \$ -   | \$ -   | \$ 1,191.45                                   |
| Rogers, Gerald L. & Betty L.         | 53-08-21-100-121.000-008 |        | 2               | N  | \$ 141,900             | \$ 92,915                            | \$ 48,985         | \$1.5437                              | \$2.2845                 | \$ 447.80          | \$ 456.76           | \$ -   | \$ -   | \$ 8.96                                 | \$ 8.96                                     | \$ 69.36   | \$ 22.20   | \$ (82.60)                                    |
| Ratts, Richard D Revocable Trust     | 53-08-21-301-056.000-008 | 1416   | 2               | N  | \$ 170,200             | \$ -                                 | \$ 170,200        | \$1.5437                              | \$2.2845                 | \$ 2,627.38        | \$ 4,354.79         | \$ 466.58  | \$ -   | \$ 1,260.82                             | \$ 1,727.41                                 | \$ 69.36   | \$ 22.20   | \$ 1,635.85                                   |
| Ratts, Richard D Revocable Trust     | 53-08-21-301-006.000-008 | 1396   | 2               | N  | \$ 81,500              | \$ -                                 | \$ 81,500         | \$1.5437                              | \$2.2845                 | \$ 1,258.12        | \$ 2,085.28         | \$ 223.42  | \$ -   | \$ 603.74                               | \$ 827.16                                   | \$ 69.36   | \$ 22.20   | \$ 735.60                                     |
| Novak, Anne D                        | 53-08-01-400-073.000-008 | 1526   | 2               | N  | \$ 274,300             | \$ 128,255                           | \$ 146,045        | \$1.5437                              | \$2.2845                 | \$ 2,174.56        | \$ 3,229.67         | \$ 346.03  | \$ -   | \$ 709.08                               | \$ 1,055.11                                 | \$ 69.36   | \$ 22.20   | \$ 963.55                                     |
| Tidwell, Michael & Marcey            | 53-08-01-400-069.000-008 | 1526   | 2               | N  | \$ 278,300             | \$ 126,655                           | \$ 151,645        | \$1.5437                              | \$2.2845                 | \$ 2,257.92        | \$ 3,280.51         | \$ 351.48  | \$ -   | \$ 671.11                               | \$ 1,022.59                                 | \$ 69.36   | \$ 22.20   | \$ 931.03                                     |
| Tailor, Dipakkumar M & Hiral D       | 53-08-01-400-072.000-008 | 1526   | 2               | N  | \$ 257,800             | \$ 122,480                           | \$ 135,320        | \$1.5437                              | \$2.2845                 | \$ 2,014.86        | \$ 3,033.30         | \$ 324.99  | \$ -   | \$ 693.45                               | \$ 1,018.44                                 | \$ 69.36   | \$ 22.20   | \$ 926.88                                     |
| Dick, Alan J & Peggy M               | 53-08-01-400-028.000-008 | 2409   | 2               | N  | \$ 263,000             | \$ 124,125                           | \$ 138,875        | \$1.5437                              | \$2.2845                 | \$ 2,067.80        | \$ 3,089.79         | \$ 331.05  | \$ -   | \$ 690.94                               | \$ 1,021.99                                 | \$ 69.36   | \$ 22.20   | \$ 930.43                                     |
| Greenfield, Mark J & Angela B        | 53-08-01-400-070.000-008 | 1526   | 2               | N  | \$ 292,400             | \$ 134,590                           | \$ 157,810        | \$1.5437                              | \$2.2845                 | \$ 2,349.72        | \$ 3,445.08         | \$ 369.11  | \$ -   | \$ 726.25                               | \$ 1,095.36                                 | \$ 69.36   | \$ 22.20   | \$ 1,003.80                                   |
| Willoughby, Keith R & Linda F        | 53-08-01-400-033.000-008 | 1526   | 2               | N  | \$ 283,200             | \$ 128,370                           | \$ 154,830        | \$1.5437                              | \$2.2845                 | \$ 2,305.36        | \$ 3,338.84         | \$ 357.74  | \$ -   | \$ 675.74                               | \$ 1,033.48                                 | \$ 69.36   | \$ 22.20   | \$ 941.92                                     |
| Henning-Harris, Susan K              | 53-08-01-400-098.000-008 | 1424   | 2               | N  | \$ 302,600             | \$ 132,805                           | \$ 169,795        | \$1.5437                              | \$2.2845                 | \$ 2,534.92        | \$ 3,702.33         | \$ 396.67  | \$ -   | \$ 770.74                               | \$ 1,167.41                                 | \$ 69.36   | \$ 22.20   | \$ 1,075.85                                   |
| Hopkins, Kendra                      | 53-08-01-400-030.000-008 | 1526   | 2               | N  | \$ 293,700             | \$ 135,045                           | \$ 158,655        | \$1.5437                              | \$2.2845                 | \$ 2,362.32        | \$ 3,460.57         | \$ 370.78  | \$ -   | \$ 727.46                               | \$ 1,098.25                                 | \$ 69.36   | \$ 22.20   | \$ 1,006.69                                   |
| Miller, Mark S & Sarah M             | 53-08-01-400-041.000-008 | 2408   | 2               | N  | \$ 284,000             | \$ 130,425                           | \$ 153,575        | \$1.5437                              | \$2.2845                 | \$ 2,286.96        | \$ 3,319.49         | \$ 355.66  | \$ -   | \$ 676.87                               | \$ 1,032.53                                 | \$ 69.36   | \$ 22.20   | \$ 940.97                                     |
| Sutton, Stacey A                     | 53-08-01-400-060.000-008 | 1526   | 2               | N  | \$ 296,000             | \$ 131,090                           | \$ 164,910        | \$1.5437                              | \$2.2845                 | \$ 2,461.24        | \$ 3,600.52         | \$ 385.77  | \$ -   | \$ 753.52                               | \$ 1,139.28                                 | \$ 69.36   | \$ 22.20   | \$ 1,047.72                                   |
| Donovan, James Liam & Tracy Lynn     | 53-08-01-400-038.000-008 | 1526   | 2               | N  | \$ 278,900             | \$ 126,865                           | \$ 152,035        | \$1.5437                              | \$2.2845                 | \$ 2,263.74        | \$ 3,287.66         | \$ 352.25  | \$ -   | \$ 671.67                               | \$ 1,023.92                                 | \$ 69.36   | \$ 22.20   | \$ 932.36                                     |
| Maltese, Adam V & Andrea L           | 53-08-01-400-059.000-008 | 1526   | 2               | N  | \$ 309,100             | \$ 140,085                           | \$ 179,015        | \$1.5437                              | \$2.2845                 | \$ 2,516.56        | \$ 3,633.02         | \$ 389.26  | \$ -   | \$ 727.20                               | \$ 1,116.46                                 | \$ 69.36   | \$ 22.20   | \$ 1,024.90                                   |
| Radicchi, Filippo & Fedeli, Katia    | 53-08-01-400-096.000-008 | 1526   | 2               | N  | \$ 324,300             | \$ 145,755                           | \$ 178,545        | \$1.5437                              | \$2.2845                 | \$ 2,658.48        | \$ 3,824.72         | \$ 409.79  | \$ -   | \$ 756.46                               | \$ 1,166.24                                 | \$ 69.36   | \$ 22.20   | \$ 1,074.68                                   |
| Bydlon, Roland J & Susan L           | 53-08-01-400-042.000-008 | 1480   | 2               | N  | \$ 267,300             | \$ 125,805                           | \$ 141,495        | \$1.5437                              | \$2.2845                 | \$ 2,106.80        | \$ 3,146.36         | \$ 337.10  | \$ -   | \$ 702.46                               | \$ 1,039.56                                 | \$ 69.36   | \$ 22.20   | \$ 948.00                                     |
| Strauser, Jacob L                    | 53-08-01-400-008.000-008 | 1526   | 2               | N  | \$ 260,300             | \$ 120,355                           | \$ 139,945        | \$1.5437                              | \$2.2845                 | \$ 2,083.72        | \$ 3,066.29         | \$ 328.52  | \$ -   | \$ 654.05                               | \$ 982.57                                   | \$ 69.36   | \$ 22.20   | \$ 891.01                                     |
| Lin, Baofen                          | 53-08-01-400-004.000-008 | 1526   | 2               | N  | \$ 279,600             | \$ 127,110                           | \$ 152,490        | \$1.5437                              | \$2.2845                 | \$ 2,270.52        | \$ 3,295.99         | \$ 353.15  | \$ -   | \$ 672.33                               | \$ 1,025.47                                 | \$ 69.36   | \$ 22.20   | \$ 933.91                                     |
| Carter, Stephen J & Kimberly A       | 53-08-01-400-005.000-008 | 1526   | 2               | N  | \$ 309,700             | \$ 140,645                           | \$ 169,055        | \$1.5437                              | \$2.2845                 | \$ 2,517.16        | \$ 3,650.98         | \$ 391.18  | \$ -   | \$ 742.64                               | \$ 1,133.82                                 | \$ 69.36   | \$ 22.20   | \$ 1,042.26                                   |
| Maben, Michael M & Sheila J          | 53-08-01-400-055.000-008 | 1526   | 2               | N  | \$ 278,500             | \$ 129,725                           | \$ 148,775        | \$1.5437                              | \$2.2845                 | \$ 2,215.20        | \$ 3,279.66         | \$ 351.39  | \$ -   | \$ 713.07                               | \$ 1,064.46                                 | \$ 69.36   | \$ 22.20   | \$ 972.90                                     |
| Wininger, Timothy H Jr & Sara        | 53-08-01-400-039.000-008 | 2407   | 2               | N  | \$ 261,900             | \$ -                                 | \$ 261,900        | \$1.5437                              | \$2.2845                 | \$ 4,042.96        | \$ 6,149.03         | \$ 658.83  | \$ -   | \$ 1,447.25                             | \$ 2,106.07                                 | \$ 69.36   | \$ 22.20   | \$ 2,014.51                                   |
| Meadowcreek LLC                      | 53-08-14-200-036.011-008 | 2029   | 2               | N  | \$ 1,198,100           | \$ -                                 | \$ 1,198,100      | \$1.5437                              | \$2.2845                 | \$ 18,495.08       | \$ 28,129.66        | \$ 3,013.89  | \$ -   | \$ 6,620.69                             | \$ 9,634.58                                 | \$ -   | \$ -   | \$ 9,634.58                                   |
| Davis, Paul L & Kathryn M            | 53-08-14-102-010.000-008 | 2      | 2               | N  | \$ 161,300             | \$ -                                 | \$ 161,300        | \$1.5437                              | \$2.2845                 | \$ 2,490.00        | \$ 3,789.41         | \$ 406.01  | \$ -   | \$ 893.40                               | \$ 1,299.41                                 | \$ -   | \$ -   | \$ 1,299.41                                   |
| Davis, Paul L & Kathryn M            | 53-08-14-102-002.000-008 |        | 2               | N  | \$ 50,300              | \$ -                                 | \$ 50,300         | \$1.5437                              | \$2.2845                 | \$ 776.48          | \$ 1,286.99         | \$ 137.89  | \$ -   | \$ 372.62                               | \$ 510.51                                   | \$ -   | \$ -   | \$ 510.51                                     |
| McDevitt, Daniel M. & Paula M.       | 53-08-14-100-010.000-008 |        | 2               | N  | \$ 161,400             | \$ -                                 | \$ 161,400        | \$1.5437                              | \$2.2845                 | \$ 2,491.52        | \$ 3,789.44         | \$ 406.01  | \$ -   | \$ 891.91                               | \$ 1,297.92                                 | \$ -   | \$ -   | \$ 1,297.92                                   |
| Meadowcreek LLC                      | 53-08-14-200-036.012-008 | 2029   | 2               | N  | \$ 1,103,100           | \$ -                                 | \$ 1,103,100      | \$1.5437                              | \$2.2845                 | \$ 17,028.56       | \$ 25,899.20        | \$ 2,774.91  | \$ -   | \$ 6,095.73                             | \$ 8,870.64                                 | \$ -   | \$ -   | \$ 8,870.64                                   |
| Meadowcreek LLC                      | 53-08-14-200-036.013-008 | 2029   | 2               | N  | \$ 1,101,600           | \$ -                                 | \$ 1,101,600      | \$1.5437                              | \$2.2845                 | \$ 17,005.40       | \$ 25,863.98        | \$ 2,771.14  | \$ -   | \$ 6,087.44                             | \$ 8,858.58                                 | \$ -   | \$ -   | \$ 8,858.58                                   |
| Townhomes on the Green LLC           | 53-08-14-200-036.166-008 | 2029   | 2               | N  | \$ 161,900             | \$ -                                 | \$ 161,900        | \$1.5437                              | \$2.2845                 | \$ 2,499.24        | \$ 3,801.18         | \$ 407.27  | \$ -   | \$ 894.67                               | \$ 1,301.94                                 | \$ 69.36   | \$ 22.20   | \$ 1,210.38                                   |
| Meadowcreek LLC                      | 53-08-15-100-008.099-008 | 2029   | 2               | N  | \$ 4,232,100           | \$ -                                 | \$ 4,232,100      | \$1.5437                              | \$2.2845                 | \$ 65,330.92       | \$ 99,363.61        | \$ 10,646.10   | \$ -   | \$ 23,386.59                            | \$ 34,032.69                                | \$ -   | \$ -   | \$ 34,032.69                                  |
| Young, Rodney E                      | 53-08-15-400-008.000-008 |        | 2               | N  | \$ 674,800             | \$ 229,590                           | \$ 445,210        | \$1.5437                              | \$2.2845                 | \$ 6,685.06        | \$ 9,400.65         | \$ 1,007.21  | \$ -   | \$ 1,708.38                             | \$ 2,715.59                                 | \$ -   | \$ -   | \$ 2,715.59                                   |
| Hoff, Bryan David & Marcella Nichole | 53-08-14-201-001.000-008 | 2134   | 2               | N  | \$ 1,271,100           | \$ 303,175                           | \$ 967,925        | \$1.5437                              | \$2.2845                 | \$ 14,654.20       | \$ 20,825.66        | \$ 2,231.32  | \$ -   | \$ 3,940.14                             | \$ 6,171.46                                 | \$ 69.36   | \$ 22.20   | \$ 6,079.90                                   |
| YFD LLC                              | 53-08-14-300-024.000-008 |        | 2               | N  | \$ 2,108,500           | \$ -                                 | \$ 2,108,500      | \$1.5437                              | \$2.2845                 | \$ 32,548.92       | \$ 51,305.60        | \$ 5,497.03  | \$ -   | \$ 13,259.65                            | \$ 18,756.68                                | \$ -   | \$ -   | \$ 18,756.68                                  |
| Pliske, Timothy A & Sara A           | 53-08-14-201-003.000-008 |        | 2               | N  | \$ 930,900             | \$ 280,375                           | \$ 650,525        | \$1.5437                              | \$2.2845                 | \$ 9,791.94        | \$ 13,667.83        | \$ 1,464.41  | \$ -   | \$ 2,411.48                             | \$ 3,875.89                                 | \$ 69.36   | \$ 37.08   | \$ 3,769.45                                   |
| Jjmr LLC                             | 53-08-14-201-002.000-008 | 1775   | 2               | N  | \$ 1,077,800           | \$ 306,200                           | \$ 771,600        | \$1.5437                              | \$2.2845                 | \$ 11,618.56       | \$ 16,023.91        | \$ 1,716.85  | \$ -   | \$ 2,688.50                             | \$ 4,405.35                                 | \$ 69.36   | \$ 22.20   | \$ 4,313.79                                   |
| FCP Limited Partnership              | 53-08-14-201-004.000-008 | 1723   | 2               | N  | \$ 356,700             | \$ -                                 | \$ 356,700        | \$1.5437                              | \$2.2845                 | \$ 5,506.38        | \$ 9,126.63         | \$ 977.85  | \$ -   | \$ 2,642.40                             | \$ 3,620.25                                 | \$ -   | \$ -   | \$ 3,620.25                                   |
| Deckard, Ryan & Brandy               | 53-08-14-201-006.000-008 |        | 2               | N  | \$ 1,082,700           | \$ 285,000                           | \$ 797,700        | \$1.5437                              | \$2.2845                 | \$ 12,056.28       | \$ 17,300.64        | \$ 1,853.64  | \$ -   | \$ 3,390.72                             | \$ 5,244.36                                 | \$ 69.36   | \$ 22.20   | \$ 5,152.80                                   |
| 3051 Sare Road LLC                   | 53-08-14-200-020.000-008 | 2352   | 2               | N  | \$ -                   | \$ -                                 | \$ -              | \$1.5437                              | \$2.2845                 | \$ -               | \$ -                | \$ -   | \$ -   | \$ -                                    | \$ -  | \$ -   | \$ -   | \$ -  |
| 3051 Sare Road LLC                   | 53-08-14-200-020.507-008 | 2352   | 2               | N  | \$ -                   | \$ -                                 | \$ -              | \$1.5437                              | \$2.2845                 | \$ -               | \$ -                | \$ -   | \$ -   | \$ -                                    | \$ -  | \$ -   | \$ -   | \$ -  |
| 3051 Sare Road LLC                   | 53-08-14-200-020.508-008 | 2352   | 2               | N  | \$ -                   | \$ -                                 | \$ -              | \$1.5437                              | \$2.2845                 | \$ -               | \$ -                | \$ -   | \$ -   | \$ -                                    | \$ -  | \$ -   | \$ -   | \$ -  |
| 3051 Sare Road LLC                   | 53-08-14-200-020.509-008 | 2352   | 2               | N  | \$ 78,600              | \$ -                                 | \$ 78,600         | \$1.5437                              | \$2.2845                 | \$ 1,213.36        | \$ 2,011.08         | \$ 215.47  | \$ -   | \$ 582.25                               | \$ 797.72                                   | \$ -   | \$ -   | \$ 797.72                                     |
| Verona Park I LLC                    | 53-08-14-200-020.510-008 | 2352   | 2               | N  | \$ 1,845,400           | \$ -                                 | \$ 1,845,400      | \$1.5437                              | \$2.2845                 | \$ 28,487.44       | \$ 43,327.33        | \$ 4,642.21  | \$ -   | \$ 10,197.68                            | \$ 14,839.89                                | \$ -   | \$ -   | \$ 14,839.89                                  |
| 3051 Sare Road LLC                   | 53-08-14-200-020.511-008 | 2352   | 2               | N  | \$ 101,900             | \$ -                                 | \$ 101,900        | \$1.5437                              | \$2.2845                 | \$ 1,573.04        | \$ 2,607.24         | \$ 279.35  | \$ -   | \$ 754.86                               | \$ 1,034.20                                 | \$ -   | \$ -   | \$ 1,034.20                                   |
| 3051 Sare Road LLC                   | 53-08-14-200-020.512-008 |        |                 |    |                        |                                      |                   |                                       |                          |                    |                     |  |  |   |   |  |  |   |



# City of Bloomington

## Area #2: South-East Annexation Area - Tax Impacts Analysis



Note (1): This section shows the inc/(dec) in tax bills due to differences between township fire protection rates and the Monroe Fire Protection District fire rate

| Owner Name                               | Parcel #                 | Waiver | Annexation Area | AG | 2020 Pay 2021 Gross AV | 2020 Pay 2021 Deductions /Exemptions | 2020 Pay 2021 NAV | Pre-Annex 2020 Pay 2021 Prop Tax Rate | Post-Annex Prop Tax Rate | Pre-Annex Tax Bill | Post-Annex Tax Bill | Net Tax Bill Increase Due Solely to AV Growth (12% Aggregate over 4 years) | Net Tax Bill Increase Due to Difference Between Fire Rates (1) | Net Tax Bill Increase Due to Annexation | Total Post-Annexation Net Tax Bill Increase | Benefit 1 Yearly Sewer Bill Savings (@ 4000 Gal/Month) | Benefit 2 Yearly Fire Protection (Water Surcharge) Savings | Post-Annex Tax Bill Inc/(Dec) |
|--|--------------------------|--------|-----------------|----|------------------------|--------------------------------------|-------------------|---------------------------------------|--------------------------|--------------------|---------------------|--|--|---|---|--|--|-------------------------------|
| Hall, Brandon E & Milet                  | 53-08-14-100-030.000-008 |        | 2               | N  | \$ 257,800             | \$ 114,815                           | \$ 142,985        | \$1.5437                              | \$2.2845                 | \$ 2,139.34        | \$ 3,259.49         | \$ 349.23  | \$ -   | \$ 770.92                               | \$ 1,120.15                                 | \$ -   | \$ -   | \$ 1,120.15                   |
| Houghton, Ellen Rose                     | 53-08-21-200-140.000-008 |        | 2               | N  | \$ 175,000             | \$ 86,230                            | \$ 88,770         | \$1.5437                              | \$2.2845                 | \$ 1,328.44        | \$ 2,201.82         | \$ 235.90  | \$ -   | \$ 637.48                               | \$ 873.38                                   | \$ 69.36   | \$ 22.20   | \$ 781.82                     |
| Merriman, Jerry S. & Rima Najjar         | 53-08-14-107-004.000-008 |        | 2               | N  | \$ 183,100             | \$ 97,710                            | \$ 85,390         | \$1.5437                              | \$2.2845                 | \$ 1,138.98        | \$ 2,119.60         | \$ 227.10  | \$ -   | \$ 753.51                               | \$ 980.62                                   | \$ -   | \$ -   | \$ 980.62                     |
| Benson, Robert A Jr                      | 53-08-14-400-001.000-008 |        | 2               | N  | \$ 199,300             | \$ 126,965                           | \$ 72,335         | \$1.5437                              | \$2.2845                 | \$ 1,077.04        | \$ 1,785.16         | \$ 191.26  | \$ -   | \$ 516.86                               | \$ 708.12                                   | \$ -   | \$ -   | \$ 708.12                     |
| Phipps, John W                           | 53-08-14-103-017.000-008 |        | 2               | N  | \$ 70,100              | \$ -                                 | \$ 70,100         | \$1.5437                              | \$2.2845                 | \$ 1,082.12        | \$ 1,793.60         | \$ 192.17  | \$ -   | \$ 519.31                               | \$ 711.48                                   | \$ -   | \$ -   | \$ 711.48                     |
| Deng, Wenting & Qing Qing Wang           | 53-01-42-248-256.000-008 |        | 2               | N  | \$ 295,100             | \$ 132,430                           | \$ 162,670        | \$1.5437                              | \$2.2845                 | \$ 2,422.26        | \$ 3,484.55         | \$ 373.34  | \$ -   | \$ 688.96                               | \$ 1,062.29                                 | \$ 69.36   | \$ 22.20   | \$ 970.73                     |
| Le, Nam Quang & Nguyen, Chi M            | 53-01-42-248-257.000-008 |        | 2               | N  | \$ 289,000             | \$ 133,400                           | \$ 155,600        | \$1.5437                              | \$2.2845                 | \$ 2,316.84        | \$ 3,404.62         | \$ 364.78  | \$ -   | \$ 723.00                               | \$ 1,087.78                                 | \$ 69.36   | \$ 22.20   | \$ 996.22                     |
| Tariq, Iram & Tariq Hayat                | 53-01-42-248-258.000-008 |        | 2               | N  | \$ 279,500             | \$ 3,000                             | \$ 276,500        | \$1.5437                              | \$2.2845                 | \$ 4,268.32        | \$ 6,559.02         | \$ 702.75  | \$ -   | \$ 1,587.95                             | \$ 2,290.70                                 | \$ 69.36   | \$ 22.20   | \$ 2,199.14                   |
| Nance, Aaron Joseph                      | 53-01-42-248-259.000-008 |        | 2               | N  | \$ 274,900             | \$ 128,290                           | \$ 146,610        | \$1.5437                              | \$2.2845                 | \$ 2,182.96        | \$ 3,231.40         | \$ 346.22  | \$ -   | \$ 702.23                               | \$ 1,048.44                                 | \$ 69.36   | \$ 22.20   | \$ 956.88                     |
| Luse, Adam A                             | 53-01-42-248-260.000-008 |        | 2               | N  | \$ 271,600             | \$ 127,135                           | \$ 144,465        | \$1.5437                              | \$2.2845                 | \$ 2,151.04        | \$ 3,192.14         | \$ 342.02  | \$ -   | \$ 699.08                               | \$ 1,041.10                                 | \$ 69.36   | \$ 22.20   | \$ 949.54                     |
| Dougherty, Charles W Jr                  | 53-01-42-248-261.000-008 | 1526   | 2               | N  | \$ 289,700             | \$ 130,645                           | \$ 159,055        | \$1.5437                              | \$2.2845                 | \$ 2,368.28        | \$ 3,416.20         | \$ 366.03  | \$ -   | \$ 681.89                               | \$ 1,047.92                                 | \$ 69.36   | \$ 22.20   | \$ 956.36                     |
| Brown Trust                              | 53-01-42-248-262.000-008 | 1526   | 2               | N  | \$ 288,600             | \$ 133,260                           | \$ 155,340        | \$1.5437                              | \$2.2845                 | \$ 2,312.96        | \$ 3,399.87         | \$ 364.28  | \$ -   | \$ 722.63                               | \$ 1,086.91                                 | \$ 69.36   | \$ 22.20   | \$ 995.35                     |
| S & G Wilson Properties LLC              | 53-01-42-248-263.000-008 | 1526   | 2               | N  | \$ 269,600             | \$ -                                 | \$ 269,600        | \$1.5437                              | \$2.2845                 | \$ 4,161.82        | \$ 6,329.82         | \$ 678.19  | \$ -   | \$ 1,489.80                             | \$ 2,168.00                                 | \$ 69.36   | \$ 22.20   | \$ 2,076.44                   |
| Yawar, Mohammad Massoud                  | 53-08-01-400-080.000-008 |        | 2               | N  | \$ 304,900             | \$ 135,965                           | \$ 168,935        | \$1.5437                              | \$2.2845                 | \$ 2,515.38        | \$ 3,597.08         | \$ 385.40  | \$ -   | \$ 696.30                               | \$ 1,081.70                                 | \$ 69.36   | \$ 22.20   | \$ 990.14                     |
| King, Timothy A                          | 53-08-01-400-048.000-008 |        | 2               | N  | \$ 295,000             | \$ 132,325                           | \$ 162,675        | \$1.5437                              | \$2.2845                 | \$ 2,422.44        | \$ 3,486.11         | \$ 373.51  | \$ -   | \$ 690.16                               | \$ 1,036.67                                 | \$ 69.36   | \$ 22.20   | \$ 972.11                     |
| Huang, Hong & Yan Yan Xu                 | 53-08-01-400-078.000-008 |        | 2               | N  | \$ 365,900             | \$ 157,315                           | \$ 208,585        | \$1.5437                              | \$2.2845                 | \$ 3,105.76        | \$ 4,323.05         | \$ 463.18  | \$ -   | \$ 754.11                               | \$ 1,217.29                                 | \$ 69.36   | \$ 22.20   | \$ 1,125.73                   |
| Nelson, Roger L & Robin A                | 53-08-01-400-154.000-008 |        | 2               | N  | \$ 355,300             | \$ 181,565                           | \$ 173,735        | \$1.5437                              | \$2.2845                 | \$ 2,586.84        | \$ 4,166.74         | \$ 446.43  | \$ -   | \$ 1,133.47                             | \$ 1,579.90                                 | \$ 69.36   | \$ 22.20   | \$ 1,488.34                   |
| Parrish, Scott L & Carol D               | 53-08-01-400-173.000-008 |        | 2               | N  | \$ 362,900             | \$ 159,265                           | \$ 203,635        | \$1.5437                              | \$2.2845                 | \$ 3,032.04        | \$ 4,284.11         | \$ 459.01  | \$ -   | \$ 793.06                               | \$ 1,252.07                                 | \$ 69.36   | \$ 22.20   | \$ 1,160.51                   |
| Dunn, Jon William Butcher & Erin Butcher | 53-08-01-400-126.000-008 |        | 2               | N  | \$ 377,400             | \$ 164,340                           | \$ 213,060        | \$1.5437                              | \$2.2845                 | \$ 3,172.40        | \$ 4,456.67         | \$ 477.50  | \$ -   | \$ 806.78                               | \$ 1,284.27                                 | \$ 69.36   | \$ 22.20   | \$ 1,192.71                   |
| Phipps, John W                           | 53-08-14-103-019.000-008 |        | 2               | N  | \$ 188,700             | \$ 95,295                            | \$ 93,405         | \$1.5437                              | \$2.2845                 | \$ 1,390.76        | \$ 2,214.19         | \$ 237.24  | \$ -   | \$ 586.19                               | \$ 823.43                                   | \$ -   | \$ -   | \$ 823.43                     |
| Brewer, Troy A & Marci R                 | 53-08-20-400-078.000-008 |        | 2               | N  | \$ 171,400             | \$ 89,545                            | \$ 81,855         | \$1.5437                              | \$2.2845                 | \$ 1,221.36        | \$ 2,024.38         | \$ 216.91  | \$ -   | \$ 586.11                               | \$ 803.02                                   | \$ 69.36   | \$ 22.20   | \$ 711.46                     |
| Gay, Jason C                             | 53-08-20-400-062.000-008 |        | 2               | N  | \$ 282,400             | \$ 152,095                           | \$ 130,305        | \$1.5437                              | \$2.2845                 | \$ 1,940.20        | \$ 3,176.87         | \$ 340.39  | \$ -   | \$ 896.28                               | \$ 1,236.67                                 | \$ 69.36   | \$ 37.08   | \$ 1,130.23                   |
| Anderson, Patrick D & Sarah J            | 53-08-01-100-089.000-008 |        | 2               | N  | \$ 205,100             | \$ 104,035                           | \$ 101,065        | \$1.5437                              | \$2.2845                 | \$ 1,504.82        | \$ 2,406.13         | \$ 257.80  | \$ -   | \$ 643.51                               | \$ 901.31                                   | \$ 69.36   | \$ 22.20   | \$ 809.75                     |
| Rink, Lawrence D                         | 53-08-21-200-007.000-008 |        | 2               | N  | \$ 313,900             | \$ -                                 | \$ 313,900        | \$1.5437                              | \$2.2845                 | \$ 4,845.68        | \$ 7,438.00         | \$ 796.93  | \$ -   | \$ 1,795.39                             | \$ 2,592.32                                 | \$ 69.36   | \$ 22.20   | \$ 2,509.76                   |
| Lysler, Natalie J; Schere, Jayme Lysher  | 53-08-21-300-017.000-008 |        | 2               | N  | \$ 126,500             | \$ 86,475                            | \$ 40,025         | \$1.5437                              | \$2.2845                 | \$ 491.62          | \$ 501.45           | \$ -   | \$ -   | \$ 9.83                                 | \$ 9.83                                     | \$ -   | \$ -   | \$ 9.83                       |
| Mackey, Herman E. Jr. & Rose M.          | 53-08-20-403-002.000-008 |        | 2               | N  | \$ 87,600              | \$ 58,195                            | \$ 29,405         | \$1.5437                              | \$2.2845                 | \$ 440.52          | \$ 730.15           | \$ 78.24   | \$ -   | \$ 211.39                               | \$ 289.63                                   | \$ 69.36   | \$ 14.76   | \$ 205.51                     |
| Weaver, Gregory Allen & Michelle Anne    | 53-08-21-300-036.000-008 |        | 2               | N  | \$ 173,800             | \$ 93,080                            | \$ 80,720         | \$1.5437                              | \$2.2845                 | \$ 1,201.88        | \$ 1,992.09         | \$ 213.43  | \$ -   | \$ 576.78                               | \$ 790.21                                   | \$ 69.36   | \$ 14.76   | \$ 706.09                     |
| Wong, Yang Joel & Wan-Teng Angelyn Seow  | 53-08-01-400-125.000-008 |        | 2               | N  | \$ 292,400             | \$ 131,590                           | \$ 160,810        | \$1.5437                              | \$2.2845                 | \$ 2,394.40        | \$ 3,448.32         | \$ 369.46  | \$ -   | \$ 684.46                               | \$ 1,053.92                                 | \$ 69.36   | \$ 22.20   | \$ 962.36                     |
| Gopu, Arvind & Pashikanti, Lavanya       | 53-08-01-400-147.000-008 |        | 2               | N  | \$ 273,900             | \$ 143,115                           | \$ 130,785        | \$1.5437                              | \$2.2845                 | \$ 1,947.34        | \$ 3,208.74         | \$ 343.79  | \$ -   | \$ 917.61                               | \$ 1,261.40                                 | \$ 69.36   | \$ 22.20   | \$ 1,169.84                   |
| McCune, Jerry H & Lisa S                 | 53-08-01-400-152.000-008 |        | 2               | N  | \$ 288,100             | \$ 133,085                           | \$ 155,015        | \$1.5437                              | \$2.2845                 | \$ 2,308.12        | \$ 3,393.92         | \$ 363.64  | \$ -   | \$ 722.16                               | \$ 1,085.80                                 | \$ 69.36   | \$ 22.20   | \$ 994.24                     |
| Goetz Family Trust U/A                   | 53-08-01-400-022.000-008 |        | 2               | N  | \$ 278,600             | \$ 126,760                           | \$ 151,840        | \$1.5437                              | \$2.2845                 | \$ 2,260.84        | \$ 3,284.09         | \$ 351.87  | \$ -   | \$ 671.38                               | \$ 1,023.25                                 | \$ 69.36   | \$ 22.20   | \$ 931.69                     |
| Asher, Sarah Lou                         | 53-08-01-400-023.000-008 |        | 2               | N  | \$ 293,300             | \$ 131,905                           | \$ 161,395        | \$1.5437                              | \$2.2845                 | \$ 2,403.12        | \$ 3,459.03         | \$ 370.60  | \$ -   | \$ 685.30                               | \$ 1,055.91                                 | \$ -   | \$ -   | \$ 1,055.91                   |
| Clear Creek Christian Church, Trustees   | 53-08-20-400-014.000-008 | 2013   | 2               | N  | \$ 114,900             | \$ 114,900                           | \$ -              | \$1.5437                              | \$2.2845                 | \$ -               | \$ -                | \$ -   | \$ -   | \$ -                                    | \$ -  | \$ 69.36   | \$ 22.20   | \$ (91.56)                    |
| Dougherty, Steven W                      | 53-08-20-402-006.000-008 |        | 2               | N  | \$ 143,000             | \$ 82,125                            | \$ 60,875         | \$1.5437                              | \$2.2845                 | \$ 906.40          | \$ 1,502.34         | \$ 160.96  | \$ -   | \$ 434.97                               | \$ 595.94                                   | \$ 69.36   | \$ 22.20   | \$ 504.38                     |
| Foster Family Trust                      | 53-08-21-200-042.000-008 |        | 2               | N  | \$ 93,700              | \$ -                                 | \$ 93,700         | \$1.5437                              | \$2.2845                 | \$ 1,446.44        | \$ 2,199.94         | \$ 235.71  | \$ -   | \$ 517.79                               | \$ 753.50                                   | \$ 69.36   | \$ 22.20   | \$ 661.94                     |
| Fowler, Lloyd & Thelma                   | 53-08-21-200-038.000-008 |        | 2               | N  | \$ 150,400             | \$ 76,745                            | \$ 73,655         | \$1.5437                              | \$2.2845                 | \$ 1,104.74        | \$ 1,831.08         | \$ 196.20  | \$ -   | \$ 530.15                               | \$ 726.34                                   | \$ 69.36   | \$ 14.76   | \$ 642.22                     |
| Honeycutt, Holly N                       | 53-08-14-100-019.000-008 | 2251   | 2               | N  | \$ 186,400             | \$ 97,490                            | \$ 88,910         | \$1.5437                              | \$2.2845                 | \$ 1,323.84        | \$ 2,183.57         | \$ 233.95  | \$ -   | \$ 625.78                               | \$ 859.73                                   | \$ -   | \$ -   | \$ 859.73                     |
| Claessens, Christian                     | 53-08-11-101-069.000-008 | 1650   | 2               | N  | \$ 131,300             | \$ 75,030                            | \$ 56,270         | \$1.5437                              | \$2.2845                 | \$ 838.12          | \$ 1,389.13         | \$ 148.83  | \$ -   | \$ 402.18                               | \$ 551.01                                   | \$ -   | \$ -   | \$ 551.01                     |
| Smith Family Revocable Trust             | 53-08-21-100-149.000-008 |        | 2               | N  | \$ 254,800             | \$ 143,390                           | \$ 111,410        | \$1.5437                              | \$2.2845                 | \$ 1,658.86        | \$ 2,749.49         | \$ 294.58  | \$ -   | \$ 796.05                               | \$ 1,090.63                                 | \$ 69.36   | \$ 14.76   | \$ 1,006.51                   |
| Sterling Woods Inc                       | 53-08-23-401-042.000-008 | 2360   | 2               | N  | \$ 2,300               | \$ -                                 | \$ 2,300          | \$1.5437                              | \$2.2845                 | \$ 35.52           | \$ 58.85            | \$ 6.31  | \$ -   | \$ 17.02                                | \$ 23.33                                    | \$ -   | \$ -   | \$ 23.33                      |
| Sterling Woods Inc                       | 53-08-23-401-039.000-008 | 2360   | 2               | N  | \$ 1,900               | \$ -                                 | \$ 1,900          | \$1.5437                              | \$2.2845                 | \$ 29.32           | \$ 48.61            | \$ 5.21  | \$ -   | \$ 14.09                                | \$ 19.29                                    | \$ -   | \$ -   | \$ 19.29                      |
| Sterling Woods Inc                       | 53-08-23-401-066.000-008 | 2360   | 2               | N  | \$ 1,900               | \$ -                                 | \$ 1,900          | \$1.5437                              | \$2.2845                 | \$ 29.32           | \$ 48.61            | \$ 5.21  | \$ -   | \$ 14.09                                | \$ 19.29                                    | \$ -   | \$ -   | \$ 19.29                      |
| Sterling Woods Inc                       | 53-08-23-401-056.000-008 | 2360   | 2               | N  | \$ 2,000               | \$ -                                 | \$ 2,000          | \$1.5437                              | \$2.2845                 | \$ 30.88           | \$ 51.17            | \$ 5.48  | \$ -   | \$ 14.81                                | \$ 20.29                                    | \$ -   | \$ -   | \$ 20.29                      |
| Senchuk, Dennis M & Karen Hanson         | 53-08-23-401-033.000-008 | 2360   | 2               | N  | \$ 758,800             | \$ 275,700                           | \$ 483,100        | \$1.5437                              | \$2.2845                 | \$ 7,210.16        | \$ 9,432.15         | \$ 1,010.59  | \$ -   | \$ 1,211.40                             | \$ 2,221.99                                 | \$ -   | \$ -   | \$ 2,221.99                   |
| Lessard, David R & Karen J               | 53-08-23-401-006.000-008 | 2360   | 2               | N  | \$ 961,400             | \$ 319,750                           | \$ 641,650        | \$1.5437                              | \$2.2845                 | \$ 9,590.28        | \$ 12,309.77        | \$ 1,318.90  | \$ -   | \$ 1,400.59                             | \$ 2,719.49                                 | \$ -   | \$ -   | \$ 2,719.49                   |

# City of Bloomington



## Area #2: South-East Annexation Area - Tax Impacts Analysis

Note (1): This section shows the inc/(dec) in tax bills due to differences between township fire protection rates and the Monroe Fire Protection District fire rate

| Owner Name   | Parcel #                 | Waiver | Annexation Area | AG | 2020 Pay 2021 Gross AV | 2020 Pay 2021 Deductions /Exemptions | 2020 Pay 2021 NAV | Pre-Annex 2020 Pay 2021 Prop Tax Rate | Post-Annex Prop Tax Rate | Pre-Annex Tax Bill | Post-Annex Tax Bill | Net Tax Bill Increase Due Solely to AV Growth (12% Aggregate over 4 years) | Net Tax Bill Increase Due to Difference Between Fire Rates (1) | Net Tax Bill Increase Due to Annexation | Total Post-Annexation Net Tax Bill Increase | Benefit 1 Yearly Sewer Bill Savings (@ 4000 Gal/Month) | Benefit 2 Yearly Fire Protection (Water Surcharge) Savings | Post-Annex Tax Bill Inc/(Dec) |
|--|--------------------------|--------|-----------------|----|------------------------|--------------------------------------|-------------------|---------------------------------------|--------------------------|--------------------|---------------------|--|--|---|---|--|--|-------------------------------|
| McGuire, Dennis K Living Trust & McGuire, Beverly A Living Trust | 53-08-23-401-012.000-008 | 2375   | 2               | N  | \$ 909,800             | \$ 297,775                           | \$ 612,025        | \$ 1,5437                             | \$ 2,2845                | \$ 9,169.04        | \$ 12,182.97        | \$ 1,305.32  | \$ -   | \$ 1,708.61                             | \$ 3,013.93                                 | \$ -   | \$ -   | \$ 3,013.93                   |
| King, Michel J & Kelly P   | 53-08-23-401-032.000-008 | 2360   | 2               | N  | \$ 916,600             | \$ 296,900                           | \$ 619,700        | \$ 1,5437                             | \$ 2,2845                | \$ 9,284.04        | \$ 12,318.31        | \$ 1,319.82  | \$ -   | \$ 1,714.45                             | \$ 3,034.27                                 | \$ -   | \$ -   | \$ 3,034.27                   |
| Grass, Cory Lee  | 53-08-23-401-031.000-008 | 2360   | 2               | N  | \$ 102,400             | \$ -                                 | \$ 102,400        | \$ 1,5437                             | \$ 2,2845                | \$ 1,580.76        | \$ 2,620.04         | \$ 280.72  | \$ -   | \$ 758.56                               | \$ 1,039.28                                 | \$ -   | \$ -   | \$ 1,039.28                   |
| Theile, Kevin D & Elizabeth W                                    | 53-08-23-401-052.000-008 | 2360   | 2               | N  | \$ 933,300             | \$ 316,700                           | \$ 616,600        | \$ 1,5437                             | \$ 2,2845                | \$ 9,208.60        | \$ 11,756.44        | \$ 1,259.62  | \$ -   | \$ 1,288.22                             | \$ 2,547.84                                 | \$ -   | \$ -   | \$ 2,547.84                   |
| Whitlock, Todd Mitchell  | 53-08-23-401-013.000-008 | 2360   | 2               | N  | \$ 896,600             | \$ 306,225                           | \$ 590,375        | \$ 1,5437                             | \$ 2,2845                | \$ 8,820.96        | \$ 11,219.36        | \$ 1,219.96  | \$ -   | \$ 1,345.39                             | \$ 2,565.36                                 | \$ -   | \$ -   | \$ 2,565.36                   |
| Culver, Alexis   | 53-08-21-300-012.000-008 |        | 2               | N  | \$ 163,500             | \$ 88,950                            | \$ 74,550         | \$ 1,5437                             | \$ 2,2845                | \$ 1,110.02        | \$ 1,839.82         | \$ 197.12  | \$ -   | \$ 532.67                               | \$ 729.80                                   | \$ 69.36   | \$ 22.20   | \$ 638.24                     |
| Tresslar, Tim & Young Ae   | 53-08-11-101-038.000-008 |        | 2               | N  | \$ 27,100              | \$ -                                 | \$ 27,100         | \$ 1,5437                             | \$ 2,2845                | \$ 418.34          | \$ 693.39           | \$ 74.29   | \$ -   | \$ 200.76                               | \$ 275.05                                   | \$ -   | \$ -   | \$ 275.05                     |
| Tresslar, Tim & Young Ae   | 53-08-11-101-022.000-008 |        | 2               | N  | \$ 27,100              | \$ -                                 | \$ 27,100         | \$ 1,5437                             | \$ 2,2845                | \$ 418.34          | \$ 693.39           | \$ 74.29   | \$ -   | \$ 200.76                               | \$ 275.05                                   | \$ -   | \$ -   | \$ 275.05                     |
| Freeman, Mark & Yvonne   | 53-08-21-200-035.000-008 |        | 2               | N  | \$ 104,500             | \$ 67,110                            | \$ 37,390         | \$ 1,5437                             | \$ 2,2845                | \$ 557.76          | \$ 924.47           | \$ 99.05   | \$ -   | \$ 267.66                               | \$ 366.71                                   | \$ -   | \$ -   | \$ 366.71                     |
| Miller, Kathleen S   | 53-08-23-401-065.000-008 | 2360   | 2               | N  | \$ 161,500             | \$ -                                 | \$ 161,500        | \$ 1,5437                             | \$ 2,2845                | \$ 2,493.08        | \$ 4,132.19         | \$ 442.73  | \$ -   | \$ 1,196.37                             | \$ 1,639.11                                 | \$ -   | \$ -   | \$ 1,639.11                   |
| Miller, Kathleen S   | 53-08-23-401-026.000-008 | 2360   | 2               | N  | \$ 1,021,600           | \$ -                                 | \$ 1,021,600      | \$ 1,5437                             | \$ 2,2845                | \$ 15,770.44       | \$ 24,274.67        | \$ 2,600.86  | \$ -   | \$ 5,903.37                             | \$ 8,504.23                                 | \$ -   | \$ -   | \$ 8,504.23                   |
| Ochsner, Edward C & Soili P                                      | 53-08-23-401-024.000-008 | 2360   | 2               | N  | \$ 725,200             | \$ 264,600                           | \$ 460,600        | \$ 1,5437                             | \$ 2,2845                | \$ 6,885.96        | \$ 9,261.46         | \$ 992.30  | \$ -   | \$ 1,383.20                             | \$ 2,375.50                                 | \$ -   | \$ -   | \$ 2,375.50                   |
| Donatiello, John & Jean  | 53-08-23-401-001.000-008 | 2360   | 2               | N  | \$ 1,446,100           | \$ 345,900                           | \$ 1,100,200      | \$ 1,5437                             | \$ 2,2845                | \$ 16,621.04       | \$ 23,205.08        | \$ 2,486.26  | \$ -   | \$ 4,097.78                             | \$ 6,584.04                                 | \$ -   | \$ -   | \$ 6,584.04                   |
| Martin, Thomas C & Angela  | 53-08-23-401-051.000-008 | 2360   | 2               | N  | \$ 1,418,500           | \$ 300,800                           | \$ 1,117,700      | \$ 1,5437                             | \$ 2,2845                | \$ 16,965.24       | \$ 24,948.26        | \$ 2,673.03  | \$ -   | \$ 5,309.99                             | \$ 7,983.02                                 | \$ -   | \$ -   | \$ 7,983.02                   |
| Sterling Woods Inc   | 53-08-23-401-046.000-008 | 2360   | 2               | N  | \$ 11,900              | \$ -                                 | \$ 11,900         | \$ 1,5437                             | \$ 2,2845                | \$ 183.70          | \$ 304.48           | \$ 32.62   | \$ -   | \$ 88.15                                | \$ 120.78                                   | \$ -   | \$ -   | \$ 120.78                     |
| Thompson, Tyler N & Stacy R                                      | 53-08-23-401-059.000-008 | 2360   | 2               | N  | \$ 886,400             | \$ 262,675                           | \$ 623,725        | \$ 1,5437                             | \$ 2,2845                | \$ 9,407.28        | \$ 13,490.51        | \$ 1,445.41  | \$ -   | \$ 2,637.82                             | \$ 4,083.23                                 | \$ -   | \$ -   | \$ 4,083.23                   |
| Elliott, Hilary & Christopher                                    | 53-08-22-200-009.000-008 |        | 2               | N  | \$ 139,100             | \$ 79,605                            | \$ 59,495         | \$ 1,5437                             | \$ 2,2845                | \$ 886.28          | \$ 1,468.99         | \$ 157.38  | \$ -   | \$ 425.33                               | \$ 582.71                                   | \$ -   | \$ -   | \$ 582.71                     |
| City of Bloomington Utilities                                    | 53-08-22-200-008.000-008 |        | 2               | N  | \$ -                   | \$ -                                 | \$ -              | \$ 1,5437                             | \$ 2,2845                | \$ -               | \$ -                | \$ -   | \$ -   | \$ -                                    | \$ -  | \$ -   | \$ -   | \$ -                          |
| Board Of Commissioners Of Monroe Co                              | 53-08-21-200-111.000-008 | 1845   | 2               | N  | \$ -                   | \$ -                                 | \$ -              | \$ 1,5437                             | \$ 2,2845                | \$ -               | \$ -                | \$ -   | \$ -   | \$ -                                    | \$ -  | \$ -   | \$ -   | \$ -                          |
| Corbin, Ted & Sandra; Wm Black                                   | 53-08-21-300-039.000-008 |        | 2               | N  | \$ 145,300             | \$ -                                 | \$ 145,300        | \$ 1,5437                             | \$ 2,2845                | \$ 2,243.00        | \$ 3,411.43         | \$ 365.51  | \$ -   | \$ 802.92                               | \$ 1,168.43                                 | \$ 69.36   | \$ 14.76   | \$ 1,084.31                   |
| Eads, Alan D   | 53-08-21-301-075.000-008 |        | 2               | N  | \$ 119,700             | \$ 73,620                            | \$ 46,080         | \$ 1,5437                             | \$ 2,2845                | \$ 686.12          | \$ 1,137.22         | \$ 121.85  | \$ -   | \$ 329.25                               | \$ 451.10                                   | \$ 69.36   | \$ 14.76   | \$ 366.98                     |
| Eads, Alan D   | 53-08-21-300-033.000-008 |        | 2               | N  | \$ 300                 | \$ -                                 | \$ 300            | \$ 1,5437                             | \$ 2,2845                | \$ 4.63            | \$ 7.68             | \$ 0.82  | \$ -   | \$ 2.22                                 | \$ 3.05                                     | \$ -   | \$ -   | \$ 3.05                       |
| Eads, Alan D.  | 53-08-21-301-044.000-008 |        | 2               | N  | \$ 1,900               | \$ -                                 | \$ 1,900          | \$ 1,5437                             | \$ 2,2845                | \$ 29.32           | \$ 48.61            | \$ 5.21  | \$ -   | \$ 14.09                                | \$ 19.29                                    | \$ -   | \$ -   | \$ 19.29                      |
| Eads, Alan D.  | 53-08-21-301-086.000-008 |        | 2               | N  | \$ 19,400              | \$ -                                 | \$ 19,400         | \$ 1,5437                             | \$ 2,2845                | \$ 299.48          | \$ 496.37           | \$ 53.18   | \$ -   | \$ 143.71                               | \$ 196.89                                   | \$ -   | \$ -   | \$ 196.89                     |
| Kusnerz, Sharon & Benedyk, Carol                                 | 53-08-21-200-077.000-008 |        | 2               | N  | \$ 108,600             | \$ 81,260                            | \$ 27,340         | \$ 1,5437                             | \$ 2,2845                | \$ 254.24          | \$ 259.32           | \$ -   | \$ -   | \$ 5.08                                 | \$ 5.08                                     | \$ 69.36   | \$ 22.20   | \$ (86.48)                    |
| Boathouse Apartments LLC   | 53-08-14-200-020.514-008 | 2352   | 2               | N  | \$ 4,853,000           | \$ -                                 | \$ 4,853,000      | \$ 1,5437                             | \$ 2,2845                | \$ 74,915.76       | \$ 116,537.97       | \$ 12,486.21   | \$ -   | \$ 29,135.99                            | \$ 41,622.21                                | \$ -   | \$ -   | \$ 41,622.21                  |
| 3051 Sare Road LLC   | 53-08-14-200-020.515-008 | 2352   | 2               | N  | \$ 65,600              | \$ -                                 | \$ 65,600         | \$ 1,5437                             | \$ 2,2845                | \$ 1,012.68        | \$ 1,678.46         | \$ 179.84  | \$ -   | \$ 485.95                               | \$ 665.78                                   | \$ -   | \$ -   | \$ 665.78                     |
| Logue, Brian J   | 53-08-14-200-020.516-008 | 2352   | 2               | N  | \$ 674,900             | \$ 262,475                           | \$ 412,425        | \$ 1,5437                             | \$ 2,2845                | \$ 6,140.84        | \$ 8,003.71         | \$ 857.54  | \$ -   | \$ 1,005.33                             | \$ 1,862.87                                 | \$ -   | \$ -   | \$ 1,862.87                   |
| Eurton Properties LLC  | 53-08-14-200-020.517-008 | 2352   | 2               | N  | \$ 717,000             | \$ -                                 | \$ 717,000        | \$ 1,5437                             | \$ 2,2845                | \$ 11,068.32       | \$ 16,931.08        | \$ 1,814.04  | \$ -   | \$ 4,048.72                             | \$ 5,862.76                                 | \$ -   | \$ -   | \$ 5,862.76                   |
| 3051 Sare Road LLC   | 53-08-14-200-020.518-008 | 2352   | 2               | N  | \$ 69,400              | \$ -                                 | \$ 69,400         | \$ 1,5437                             | \$ 2,2845                | \$ 1,071.32        | \$ 1,775.69         | \$ 190.25  | \$ -   | \$ 514.12                               | \$ 704.37                                   | \$ -   | \$ -   | \$ 704.37                     |
| 3051 Sare Road LLC   | 53-08-14-200-020.519-008 | 2352   | 2               | N  | \$ 29,600              | \$ -                                 | \$ 29,600         | \$ 1,5437                             | \$ 2,2845                | \$ 456.94          | \$ 757.35           | \$ 81.15   | \$ -   | \$ 219.27                               | \$ 300.41                                   | \$ -   | \$ -   | \$ 300.41                     |
| 3051 Sare Road LLC   | 53-08-14-200-020.520-008 | 2352   | 2               | N  | \$ 34,000              | \$ -                                 | \$ 34,000         | \$ 1,5437                             | \$ 2,2845                | \$ 524.86          | \$ 869.93           | \$ 93.21   | \$ -   | \$ 251.87                               | \$ 345.07                                   | \$ -   | \$ -   | \$ 345.07                     |
| 3051 Sare Road LLC   | 53-08-14-200-020.521-008 | 2352   | 2               | N  | \$ 33,000              | \$ -                                 | \$ 33,000         | \$ 1,5437                             | \$ 2,2845                | \$ 509.42          | \$ 844.35           | \$ 90.47   | \$ -   | \$ 244.46                               | \$ 334.93                                   | \$ -   | \$ -   | \$ 334.93                     |
| 3051 Sare Road LLC   | 53-08-14-200-020.522-008 | 2352   | 2               | N  | \$ 31,900              | \$ -                                 | \$ 31,900         | \$ 1,5437                             | \$ 2,2845                | \$ 492.44          | \$ 816.20           | \$ 87.45   | \$ -   | \$ 236.31                               | \$ 323.76                                   | \$ -   | \$ -   | \$ 323.76                     |
| 3051 Sare Road LLC   | 53-08-14-200-020.523-008 | 2352   | 2               | N  | \$ 31,900              | \$ -                                 | \$ 31,900         | \$ 1,5437                             | \$ 2,2845                | \$ 492.44          | \$ 816.20           | \$ 87.45   | \$ -   | \$ 236.31                               | \$ 323.76                                   | \$ -   | \$ -   | \$ 323.76                     |
| 3051 Sare Road LLC   | 53-08-14-200-020.524-008 | 2352   | 2               | N  | \$ 29,600              | \$ -                                 | \$ 29,600         | \$ 1,5437                             | \$ 2,2845                | \$ 456.94          | \$ 757.35           | \$ 81.15   | \$ -   | \$ 219.27                               | \$ 300.41                                   | \$ -   | \$ -   | \$ 300.41                     |
| 3051 Sare Road LLC   | 53-08-14-200-020.525-008 | 2352   | 2               | N  | \$ 37,500              | \$ -                                 | \$ 37,500         | \$ 1,5437                             | \$ 2,2845                | \$ 578.88          | \$ 959.49           | \$ 102.80  | \$ -   | \$ 277.80                               | \$ 380.61                                   | \$ -   | \$ -   | \$ 380.61                     |
| Boathouse Apartments LLC   | 53-08-14-200-020.526-008 | 2352   | 2               | N  | \$ 187,800             | \$ -                                 | \$ 187,800        | \$ 1,5437                             | \$ 2,2845                | \$ 2,899.08        | \$ 4,409.27         | \$ 472.42  | \$ -   | \$ 1,037.77                             | \$ 1,510.19                                 | \$ 69.36   | \$ 22.20   | \$ 1,418.63                   |
| Boathouse Apartments LLC   | 53-08-14-200-020.527-008 | 2352   | 2               | N  | \$ 186,000             | \$ -                                 | \$ 186,000        | \$ 1,5437                             | \$ 2,2845                | \$ 2,871.28        | \$ 4,367.01         | \$ 467.89  | \$ -   | \$ 1,027.84                             | \$ 1,495.73                                 | \$ 69.36   | \$ 22.20   | \$ 1,404.17                   |
| Boathouse Apartments LLC   | 53-08-14-200-020.528-008 | 2352   | 2               | N  | \$ 186,000             | \$ -                                 | \$ 186,000        | \$ 1,5437                             | \$ 2,2845                | \$ 2,871.28        | \$ 4,367.01         | \$ 467.89  | \$ -   | \$ 1,027.84                             | \$ 1,495.73                                 | \$ 69.36   | \$ 22.20   | \$ 1,404.17                   |
| Boathouse Apartments LLC   | 53-08-14-200-020.529-008 | 2352   | 2               | N  | \$ 187,800             | \$ -                                 | \$ 187,800        | \$ 1,5437                             | \$ 2,2845                | \$ 2,899.08        | \$ 4,409.27         | \$ 472.42  | \$ -   | \$ 1,037.77                             | \$ 1,510.19                                 | \$ 69.36   | \$ 22.20   | \$ 1,418.63                   |
| Boathouse Apartments LLC   | 53-08-14-200-020.530-008 | 2352   | 2               | N  | \$ 188,400             | \$ -                                 | \$ 188,400        | \$ 1,5437                             | \$ 2,2845                | \$ 2,908.32        | \$ 4,423.36         | \$ 473.93  | \$ -   | \$ 1,041.11                             | \$ 1,515.04                                 | \$ 69.36   | \$ 22.20   | \$ 1,423.48                   |
| Boathouse Apartments LLC   | 53-08-14-200-020.531-008 | 2352   | 2               | N  | \$ 181,300             | \$ -                                 | \$ 181,300        | \$ 1,5437                             | \$ 2,2845                | \$ 2,798.72        | \$ 4,256.66         | \$ 456.07  | \$ -   | \$ 1,001.87                             | \$ 1,457.94                                 | \$ 69.36   | \$ 22.20   | \$ 1,366.38                   |
| Boathouse Apartments LLC   | 53-08-14-200-020.532-008 | 2352   | 2               | N  | \$ 184,700             | \$ -                                 | \$ 184,700        | \$ 1,5437                             | \$ 2,2845                | \$ 2,851.20        | \$ 4,336.49         | \$ 464.62  | \$ -   | \$ 1,020.67                             | \$ 1,485.29                                 | \$ -   | \$ -   | \$ 1,485.29                   |
| Boathouse Apartments LLC   | 53-08-14-200-020.533-008 | 2352   | 2               | N  | \$ 186,400             | \$ -                                 | \$ 186,400        | \$ 1,5437                             | \$ 2,2845                | \$ 2,877.46        | \$ 4,376.40         | \$ 468.90  | \$ -   | \$ 1,030.04                             | \$ 1,498.94                                 | \$ 69.36   | \$ 22.20   | \$ 1,407.38                   |
| Boathouse Apartments LLC   | 53-08-14-200-020.534-008 | 2352   | 2               | N  | \$ 188,400             | \$ -                                 | \$ 188,400        | \$ 1,5437                             | \$ 2,2845                | \$ 2,908.32        | \$ 4,423.36         | \$ 473.93  | \$ -   | \$ 1,041.11                             | \$ 1,515.04                                 | \$ 69.36   | \$ 22.20   | \$ 1,423.48                   |
| Boathouse Apartments LLC   | 53-08-14-200-020.535-008 | 2352   | 2               | N  | \$ 181,300             | \$ -                                 | \$ 181,300        | \$ 1,5437                             | \$ 2,2845                | \$ 2,798.72        | \$ 4,256.66         | \$ 456.07  | \$ -   | \$ 1,001.87                             | \$ 1,457.94                                 | \$ 69.36   | \$ 22.20   | \$ 1,366.38                   |
| Boathouse Apartments LLC   | 53-08-14-200-020.536-008 | 2352   | 2               | N  | \$ 184,700             | \$ -                                 | \$ 184,700        | \$ 1,5437                             | \$ 2,2845                | \$ 2,851.20        | \$ 4,336.49         | \$ 464.62  | \$ -   | \$ 1,020.67                             | \$ 1,485.29                                 | \$ 69.36   | \$ 22.20   | \$ 1,393.73                   |
| Boathouse Apartments LLC   | 53-08-14-200-020.537-008 | 2352   | 2               | N  | \$ 186,400             | \$ -                                 | \$ 186,400        | \$ 1,5437                             | \$ 2,2845                | \$ 2,877.46        | \$ 4,376.40         | \$ 468.90  | \$ -   | \$ 1,030.04                             | \$ 1,498.94                                 | \$ 69.36   | \$ 22.20   | \$ 1,407.38                   |
| Boathouse Apartments LLC   | 53-08-14-200-020.538-008 | 2352   | 2               | N  | \$ 188,400</           |                                      |                   |                                       |                          |                    |                     |  |  |   |   |  |  |                               |

# City of Bloomington

## Area #2: South-East Annexation Area - Tax Impacts Analysis



Note (1): This section shows the inc/(dec) in tax bills due to differences between township fire protection rates and the Monroe Fire Protection District fire rate

| Owner Name  | Parcel #                 | Waiver | Annexation Area | AG | 2020 Pay 2021 Gross AV | 2020 Pay 2021 Deductions /Exemptions | 2020 Pay 2021 NAV | Pre-Annex 2020 Pay 2021 Prop Tax Rate | Post-Annex Prop Tax Rate | Pre-Annex Tax Bill | Post-Annex Tax Bill | Net Tax Bill Increase Due Solely to AV Growth (12% Aggregate over 4 years) | Net Tax Bill Increase Due to Difference Between Fire Rates (1) | Net Tax Bill Increase Due to Annexation | Total Post-Annex Net Tax Bill Increase | Benefit 1 Yearly Sewer Bill Savings (@ 4000 Gal/Month) | Benefit 2 Yearly Fire Protection (Water Surcharge) Savings | Post-Annex Tax Bill Inc/(Dec) Net of Benefits |
|---|--------------------------|--------|-----------------|----|------------------------|--------------------------------------|-------------------|---------------------------------------|--------------------------|--------------------|---------------------|--|--|---|--|--|--|---|
| Dunigan, Caleb W                                      | 53-08-21-200-037.000-008 |        | 2               | N  | \$ 154,800             | \$ 85,800                            | \$ 69,000         | \$1.5437                              | \$2.2845                 | \$ 1,027.38        | \$ 1,702.85         | \$ 182.45  | \$ -   | \$ 493.02                               | \$ 675.47                              | \$ 69.36   | \$ 22.20   | \$ 583.91                                     |
| Baxter, Mary  | 53-08-21-100-105.000-008 |        | 2               | N  | \$ 134,400             | \$ 71,460                            | \$ 62,940         | \$1.5437                              | \$2.2845                 | \$ 944.70          | \$ 1,565.82         | \$ 167.77  | \$ -   | \$ 453.35                               | \$ 621.12                              | \$ 69.36   | \$ 22.20   | \$ 529.56                                     |
| Parker, Randolph                                      | 53-08-22-200-013.000-008 |        | 2               | N  | \$ 256,700             | \$ 115,945                           | \$ 140,755        | \$1.5437                              | \$2.2845                 | \$ 2,100.72        | \$ 3,146.63         | \$ 337.15  | \$ -   | \$ 708.76                               | \$ 1,045.91                            | \$ -   | \$ -   | \$ 1,045.91                                   |
| Parrish, William A. & Dorothy J.                      | 53-08-21-100-057.000-008 |        | 2               | N  | \$ 136,600             | \$ 103,365                           | \$ 33,235         | \$1.5437                              | \$2.2845                 | \$ 366.56          | \$ 373.89           | \$ -   | \$ -   | \$ 7.33                                 | \$ 7.33                                | \$ -   | \$ -   | \$ 7.33                                       |
| Hume, James P & Wiener, Elizabeth A                   | 53-08-01-400-027.000-008 |        | 2               | N  | \$ 292,900             | \$ 134,765                           | \$ 158,135        | \$1.5437                              | \$2.2845                 | \$ 2,354.56        | \$ 3,451.03         | \$ 369.75  | \$ -   | \$ 726.72                               | \$ 1,096.47                            | \$ 69.36   | \$ 22.20   | \$ 1,004.91                                   |
| Cheng, Hu & Lili Ying                                 | 53-08-01-400-082.000-008 |        | 2               | N  | \$ 297,200             | \$ 136,270                           | \$ 160,930        | \$1.5437                              | \$2.2845                 | \$ 2,396.20        | \$ 3,502.22         | \$ 375.24  | \$ -   | \$ 730.78                               | \$ 1,106.02                            | \$ 69.36   | \$ 22.20   | \$ 1,014.46                                   |
| Mohammadi, Zarrin; Partovi, Masoud                    | 53-08-01-400-083.000-008 |        | 2               | N  | \$ 298,000             | \$ 136,025                           | \$ 161,975        | \$1.5437                              | \$2.2845                 | \$ 2,411.76        | \$ 3,495.50         | \$ 374.52  | \$ -   | \$ 709.22                               | \$ 1,083.74                            | \$ 69.36   | \$ 22.20   | \$ 992.18                                     |
| Cassidy, Jack D & Karen J                             | 53-08-01-400-112.000-008 | 2042   | 2               | N  | \$ 286,200             | \$ 129,420                           | \$ 156,780        | \$1.5437                              | \$2.2845                 | \$ 2,334.40        | \$ 3,374.54         | \$ 361.57  | \$ -   | \$ 678.58                               | \$ 1,040.14                            | \$ 69.36   | \$ 22.20   | \$ 948.58                                     |
| Stafford, Alica L                                     | 53-08-01-400-143.000-008 | 2042   | 2               | N  | \$ 275,000             | \$ 128,500                           | \$ 146,500        | \$1.5437                              | \$2.2845                 | \$ 2,181.32        | \$ 3,238.01         | \$ 346.93  | \$ -   | \$ 709.76                               | \$ 1,056.69                            | \$ 69.36   | \$ 22.20   | \$ 965.13                                     |
| Perry, Jon D  | 53-08-01-400-118.000-008 | 2034   | 2               | N  | \$ 276,800             | \$ 126,130                           | \$ 150,670        | \$1.5437                              | \$2.2845                 | \$ 2,243.42        | \$ 3,262.66         | \$ 349.56  | \$ -   | \$ 669.68                               | \$ 1,019.24                            | \$ 69.36   | \$ 22.20   | \$ 927.68                                     |
| Goodman, Taner R; Carpenter, Jessica L                | 53-08-01-400-145.000-008 |        | 2               | N  | \$ 284,100             | \$ 131,685                           | \$ 152,415        | \$1.5437                              | \$2.2845                 | \$ 2,269.40        | \$ 3,346.31         | \$ 358.54  | \$ -   | \$ 718.38                               | \$ 1,076.91                            | \$ 69.36   | \$ 22.20   | \$ 985.35                                     |
| Grant, Joseph A & Patricia L                          | 53-08-01-400-159.000-008 | 2041   | 2               | N  | \$ 319,600             | \$ 144,110                           | \$ 175,490        | \$1.5437                              | \$2.2845                 | \$ 2,612.98        | \$ 3,768.80         | \$ 403.80  | \$ -   | \$ 752.02                               | \$ 1,155.82                            | \$ 69.36   | \$ 22.20   | \$ 1,064.26                                   |
| Steinbachs, Phillip D & Jennifer E                    | 53-08-01-400-156.000-008 |        | 2               | N  | \$ 387,000             | \$ 199,200                           | \$ 187,800        | \$1.5437                              | \$2.2845                 | \$ 2,796.28        | \$ 4,536.95         | \$ 486.10  | \$ -   | \$ 1,254.57                             | \$ 1,740.67                            | \$ 69.36   | \$ 22.20   | \$ 1,649.11                                   |
| Patterson, J David & Mary Louise                      | 53-08-01-400-107.000-008 |        | 2               | N  | \$ 316,400             | \$ -                                 | \$ 316,400        | \$1.5437                              | \$2.2845                 | \$ 4,884.28        | \$ 7,428.62         | \$ 795.92  | \$ -   | \$ 1,748.41                             | \$ 2,544.34                            | \$ 69.36   | \$ 22.20   | \$ 2,452.78                                   |
| Hipskind, Nicholas M & Sandra S                       | 53-08-01-100-101.000-008 |        | 2               | N  | \$ 341,300             | \$ 148,355                           | \$ 192,945        | \$1.5437                              | \$2.2845                 | \$ 2,873.44        | \$ 4,043.96         | \$ 433.28  | \$ -   | \$ 737.25                               | \$ 1,170.52                            | \$ 69.36   | \$ 22.20   | \$ 1,078.96                                   |
| Killion Family Revocable Trust                        | 53-08-01-400-162.000-008 | 2040   | 2               | N  | \$ 427,200             | \$ 181,770                           | \$ 245,430        | \$1.5437                              | \$2.2845                 | \$ 3,654.36        | \$ 5,049.36         | \$ 541.01  | \$ -   | \$ 853.99                               | \$ 1,395.00                            | \$ 69.36   | \$ 22.20   | \$ 1,303.44                                   |
| Wanger, Sarah & Mark                                  | 53-08-01-400-088.000-008 | 2041   | 2               | N  | \$ 373,100             | \$ 162,835                           | \$ 210,265        | \$1.5437                              | \$2.2845                 | \$ 3,130.76        | \$ 4,405.51         | \$ 472.02  | \$ -   | \$ 802.73                               | \$ 1,274.75                            | \$ 69.36   | \$ 22.20   | \$ 1,187.19                                   |
| Li, Bing & Jie  | 53-08-01-400-006.000-008 | 2040   | 2               | N  | \$ 362,000             | \$ 155,950                           | \$ 206,050        | \$1.5437                              | \$2.2845                 | \$ 3,068.00        | \$ 4,276.64         | \$ 458.21  | \$ -   | \$ 750.43                               | \$ 1,208.64                            | \$ 69.36   | \$ 22.20   | \$ 1,117.08                                   |
| Lozano, Lindsey B & Joseph T                          | 53-08-01-400-010.000-008 | 2040   | 2               | N  | \$ 380,400             | \$ 162,390                           | \$ 218,010        | \$1.5437                              | \$2.2845                 | \$ 3,246.08        | \$ 4,495.61         | \$ 481.67  | \$ -   | \$ 767.86                               | \$ 1,249.53                            | \$ 69.36   | \$ 22.20   | \$ 1,157.97                                   |
| Bastin, James K & Lucinda J Joint Primary Trust       | 53-08-01-400-131.000-008 |        | 2               | N  | \$ 314,100             | \$ 139,185                           | \$ 174,915        | \$1.5437                              | \$2.2845                 | \$ 2,604.42        | \$ 3,706.58         | \$ 397.14  | \$ -   | \$ 705.02                               | \$ 1,102.16                            | \$ 69.36   | \$ 22.20   | \$ 1,010.60                                   |
| Lyu, Xiang  | 53-08-01-400-129.000-008 | 2042   | 2               | N  | \$ 314,900             | \$ 142,465                           | \$ 172,435        | \$1.5437                              | \$2.2845                 | \$ 2,567.48        | \$ 3,712.86         | \$ 397.80  | \$ -   | \$ 747.57                               | \$ 1,145.38                            | \$ 69.36   | \$ 22.20   | \$ 1,053.82                                   |
| Jallal, Nasir A                                       | 53-08-01-400-108.000-008 | 2041   | 2               | N  | \$ 364,900             | \$ 159,965                           | \$ 204,935        | \$1.5437                              | \$2.2845                 | \$ 3,051.40        | \$ 4,307.91         | \$ 461.56  | \$ -   | \$ 794.95                               | \$ 1,256.51                            | \$ 69.36   | \$ 22.20   | \$ 1,164.95                                   |
| Gougeon, Robert E & Marie E Revocable Trust           | 53-08-01-400-109.000-008 |        | 2               | N  | \$ 297,000             | \$ 133,200                           | \$ 163,800        | \$1.5437                              | \$2.2845                 | \$ 2,438.92        | \$ 3,503.07         | \$ 375.33  | \$ -   | \$ 688.82                               | \$ 1,064.15                            | \$ 69.36   | \$ 22.20   | \$ 972.59                                     |
| Divine, Jackie J & Christina M                        | 53-08-14-103-008.000-008 |        | 2               | N  | \$ 176,700             | \$ 132,425                           | \$ 44,275         | \$1.5437                              | \$2.2845                 | \$ 659.24          | \$ 1,092.67         | \$ 117.07  | \$ -   | \$ 316.36                               | \$ 493.43                              | \$ -   | \$ -   | \$ 433.43                                     |
| Divine, Jackie J & Christina M                        | 53-08-14-103-015.000-008 |        | 2               | N  | \$ 28,600              | \$ -                                 | \$ 28,600         | \$1.5437                              | \$2.2845                 | \$ 441.50          | \$ 731.77           | \$ 78.40   | \$ -   | \$ 211.86                               | \$ 290.27                              | \$ -   | \$ -   | \$ 290.27                                     |
| Fultz, Daniel J. & Lenna L.                           | 53-08-20-400-087.000-008 |        | 2               | N  | \$ 160,400             | \$ -                                 | \$ 160,400        | \$1.5437                              | \$2.2845                 | \$ 2,476.10        | \$ 3,815.49         | \$ 408.80  | \$ -   | \$ 930.59                               | \$ 1,339.39                            | \$ 69.36   | \$ 22.20   | \$ 1,247.83                                   |
| Marrs, Paul; Marrs, Christine                         | 53-08-23-100-001.000-008 |        | 2               | N  | \$ 106,700             | \$ 103,735                           | \$ 2,965          | \$1.5437                              | \$2.2845                 | \$ 44.16           | \$ 73.18            | \$ 7.84  | \$ -   | \$ 21.18                                | \$ 29.02                               | \$ -   | \$ -   | \$ 29.02                                      |
| Marrs, David L. & Donna L.                            | 53-08-23-100-004.000-008 |        | 2               | N  | \$ 181,000             | \$ 89,065                            | \$ 91,935         | \$1.5437                              | \$2.2845                 | \$ 1,374.40        | \$ 2,260.76         | \$ 242.22  | \$ -   | \$ 644.14                               | \$ 886.36                              | \$ -   | \$ -   | \$ 886.36                                     |
| White, Paul Jr & Erickson, Naomi w/l/e White, Paul Sr | 53-08-23-100-002.000-008 |        | 2               | N  | \$ 60,900              | \$ -                                 | \$ 60,900         | \$1.5437                              | \$2.2845                 | \$ 940.12          | \$ 1,431.95         | \$ 153.42  | \$ -   | \$ 338.41                               | \$ 491.83                              | \$ -   | \$ -   | \$ 491.83                                     |
| White, Paul Sr & Shook-White, Kathy                   | 53-08-23-100-011.000-008 |        | 2               | N  | \$ 122,300             | \$ 70,505                            | \$ 51,795         | \$1.5437                              | \$2.2845                 | \$ 776.68          | \$ 1,287.31         | \$ 137.92  | \$ -   | \$ 372.71                               | \$ 510.63                              | \$ -   | \$ -   | \$ 510.63                                     |
| Traylor, James R & Norma R                            | 53-08-16-300-015.000-008 |        | 2               | N  | \$ 186,600             | \$ 90,850                            | \$ 95,750         | \$1.5437                              | \$2.2845                 | \$ 1,431.48        | \$ 2,334.25         | \$ 250.10  | \$ -   | \$ 652.68                               | \$ 902.77                              | \$ 69.36   | \$ 22.20   | \$ 811.21                                     |
| LeDuc, Richard & Ann                                  | 53-08-01-100-018.000-008 |        | 2               | N  | \$ 274,800             | \$ 128,430                           | \$ 146,370        | \$1.5437                              | \$2.2845                 | \$ 2,179.40        | \$ 3,235.62         | \$ 346.67  | \$ -   | \$ 709.55                               | \$ 1,056.22                            | \$ 69.36   | \$ 14.76   | \$ 972.10                                     |
| Steininger, Stephen J & Barbara A                     | 53-08-01-400-124.000-008 |        | 2               | N  | \$ 280,200             | \$ 130,320                           | \$ 149,880        | \$1.5437                              | \$2.2845                 | \$ 2,231.66        | \$ 3,299.90         | \$ 353.57  | \$ -   | \$ 714.67                               | \$ 1,068.24                            | \$ 69.36   | \$ 22.20   | \$ 976.68                                     |
| Clinch, Edward R & Janice A Joint Living Trust        | 53-08-14-100-029.000-008 |        | 2               | N  | \$ 311,400             | \$ 169,140                           | \$ 142,260        | \$1.5437                              | \$2.2845                 | \$ 2,118.20        | \$ 3,510.83         | \$ 376.16  | \$ -   | \$ 1,016.48                             | \$ 1,392.63                            | \$ -   | \$ -   | \$ 1,392.63                                   |
| Keen, Lee R & Sandra L                                | 53-08-29-400-030.000-008 |        | 2               | N  | \$ 120,700             | \$ -                                 | \$ 120,700        | \$1.5437                              | \$2.2845                 | \$ 1,863.24        | \$ 3,088.27         | \$ 330.89  | \$ -   | \$ 894.14                               | \$ 1,225.03                            | \$ -   | \$ -   | \$ 1,225.03                                   |
| Fultz, Daniel J. & Lenna L.                           | 53-08-20-400-008.000-008 |        | 2               | N  | \$ 138,100             | \$ 72,055                            | \$ 66,045         | \$1.5437                              | \$2.2845                 | \$ 992.04          | \$ 1,644.26         | \$ 176.16  | \$ -   | \$ 476.06                               | \$ 652.22                              | \$ 69.36   | \$ 22.20   | \$ 560.66                                     |
| Myers, Bruce D & Gina A                               | 53-08-23-401-005.000-008 | 2360   | 2               | N  | \$ 734,500             | \$ 270,875                           | \$ 463,625        | \$1.5437                              | \$2.2845                 | \$ 6,922.36        | \$ 9,158.62         | \$ 981.28  | \$ -   | \$ 1,254.98                             | \$ 2,236.26                            | \$ -   | \$ -   | \$ 2,236.26                                   |
| Farrell, Thomas P Jr & Mary Clare                     | 53-08-23-401-035.000-008 | 2360   | 2               | N  | \$ 1,000,500           | \$ 342,875                           | \$ 657,625        | \$1.5437                              | \$2.2845                 | \$ 9,798.92        | \$ 12,054.29        | \$ 1,291.53  | \$ -   | \$ 963.84                               | \$ 2,255.37                            | \$ -   | \$ -   | \$ 2,255.37                                   |
| Hewitt, Scott E & Kathleen T                          | 53-08-23-401-047.000-008 | 2360   | 2               | N  | \$ 617,100             | \$ 238,960                           | \$ 378,140        | \$1.5437                              | \$2.2845                 | \$ 5,643.24        | \$ 7,598.50         | \$ 814.13  | \$ -   | \$ 1,141.13                             | \$ 1,955.26                            | \$ -   | \$ -   | \$ 1,955.26                                   |
| Hoffmann, Frank W & Lee Ann                           | 53-08-23-401-007.000-008 | 2360   | 2               | N  | \$ 516,900             | \$ 207,890                           | \$ 309,010        | \$1.5437                              | \$2.2845                 | \$ 4,604.60        | \$ 6,209.06         | \$ 665.25  | \$ -   | \$ 939.21                               | \$ 1,604.46                            | \$ -   | \$ -   | \$ 1,604.46                                   |
| Zaleski, Jeffery M & Kelly L                          | 53-08-23-401-010.000-008 | 2081   | 2               | N  | \$ 774,600             | \$ 290,250                           | \$ 484,350        | \$1.5437                              | \$2.2845                 | \$ 7,211.80        | \$ 9,191.20         | \$ 984.77  | \$ -   | \$ 994.63                               | \$ 1,979.40                            | \$ -   | \$ -   | \$ 1,979.40                                   |
| Tait, Layne S Revocable Trust                         | 53-08-23-401-036.000-008 | 2360   | 2               | N  | \$ 672,100             | \$ 247,430                           | \$ 424,670        | \$1.5437                              | \$2.2845                 | \$ 6,352.90        | \$ 8,674.55         | \$ 929.41  | \$ -   | \$ 1,392.24                             | \$ 2,321.65                            | \$ -   | \$ -   | \$ 2,321.65                                   |
| Chong, Sun Cho & Hi Jun                               | 53-08-23-401-057.000-008 | 2360   | 2               | N  | \$ 736,000             | \$ 3,000                             | \$ 733,000        | \$1.5437                              | \$2.2845                 | \$ 11,315.32       | \$ 17,284.61        | \$ 1,851.92  | \$ -   | \$ 4,117.37                             | \$ 5,969.29                            | \$ -   | \$ -   | \$ 5,969.29                                   |
| Cowell, Geri Lea                                      | 53-08-23-401-055.000-008 | 2360   | 2               | N  | \$ 1,168,400           | \$ -                                 | \$ 1,168,400      | \$1.5437                              | \$2.2845                 | \$ 18,036.60       | \$ 27,786.66        | \$ 2,977.14  | \$ -   | \$ 6,772.92                             | \$ 9,750.06                            | \$ -   | \$ -   | \$ 9,750.06                                   |

# City of Bloomington

## Area #2: South-East Annexation Area - Tax Impacts Analysis

Note (1): This section shows the inc/(dec) in tax bills due to differences between township fire protection rates and the Monroe Fire Protection District fire rate

| Owner Name   | Parcel #                 | Waiver | Annexation Area | AG | 2020 Pay 2021 Gross AV | 2020 Pay 2021 Deductions /Exemptions | 2020 Pay 2021 NAV | Pre-Annex 2020 Pay 2021 Prop Tax Rate | Post-Annex Prop Tax Rate | Pre-Annex Tax Bill | Post-Annex Tax Bill | Net Tax Bill Increase Due Solely to AV Growth (12% Aggregate over 4 years) | Net Tax Bill Increase Due to Difference Between Fire Rates (1) | Net Tax Bill Increase Due to Annexation | Total Post-Annexation Net Tax Bill Increase | Benefit 1 Yearly Sewer Bill Savings (@ 4000 Gal/Month) | Benefit 2 Yearly Fire Protection (Water Surcharge) Savings | Post-Annex Tax Bill Inc/(Dec) Net of Benefits |
|--|--------------------------|--------|-----------------|----|------------------------|--------------------------------------|-------------------|---------------------------------------|--------------------------|--------------------|---------------------|--|--|---|---|--|--|---|
| Remak, Ronald F & Carol B Bill C Brown Associates  | 53-08-23-401-049.000-008 | 2360   | 2               | N  | \$ 902,400             | \$ 288,850                           | \$ 613,550        | \$ 1.5437                             | \$ 2.2845                | \$ 9,207.24        | \$ 12,478.34        | \$ 1,336.97  | \$ -   | \$ 1,934.14                             | \$ 3,271.10                                 | \$ -   | \$ -   | \$ 3,271.10                                   |
| Turner, Keaton S & Shelby                          | 53-08-23-401-004.000-008 | 2360   | 2               | N  | \$ 812,000             | \$ 290,675                           | \$ 521,325        | \$ 1.5437                             | \$ 2.2845                | \$ 7,780.56        | \$ 10,066.23        | \$ 1,078.52  | \$ -   | \$ 1,207.14                             | \$ 2,285.67                                 | \$ -   | \$ -   | \$ 2,285.67                                   |
| Shamloo, Hojjat & Beverly                          | 53-08-23-401-069.000-008 | 2360   | 2               | N  | \$ 748,900             | \$ 270,375                           | \$ 478,525        | \$ 1.5437                             | \$ 2.2845                | \$ 7,153.20        | \$ 9,554.22         | \$ 1,023.67  | \$ -   | \$ 1,377.35                             | \$ 2,401.02                                 | \$ -   | \$ -   | \$ 2,401.02                                   |
| McIntyre, Regina S Revocable Living Trust          | 53-08-23-401-030.000-008 | 2360   | 2               | N  | \$ 894,200             | \$ 291,025                           | \$ 603,175        | \$ 1.5437                             | \$ 2.2845                | \$ 9,038.58        | \$ 12,064.24        | \$ 1,292.60  | \$ -   | \$ 1,733.07                             | \$ 3,025.66                                 | \$ -   | \$ -   | \$ 3,025.66                                   |
| Miller, Joseph D                                   | 53-08-23-401-053.000-008 | 2360   | 2               | N  | \$ 143,000             | \$ 3,000                             | \$ 140,000        | \$ 1.5437                             | \$ 2.2845                | \$ 2,161.18        | \$ 3,582.08         | \$ 383.79  | \$ -   | \$ 1,037.11                             | \$ 1,420.90                                 | \$ -   | \$ -   | \$ 1,420.90                                   |
| Craig, Nancy                                       | 53-08-23-401-058.000-008 | 2360   | 2               | N  | \$ 1,289,000           | \$ 360,750                           | \$ 928,250        | \$ 1.5437                             | \$ 2.2845                | \$ 13,942.28       | \$ 18,378.98        | \$ 1,969.18  | \$ -   | \$ 2,467.53                             | \$ 4,436.70                                 | \$ -   | \$ -   | \$ 4,436.70                                   |
| Elliott, Thomas & Laura                            | 53-08-23-401-054.000-008 | 2360   | 2               | N  | \$ 235,200             | \$ -                                 | \$ 235,200        | \$ 1.5437                             | \$ 2.2845                | \$ 3,630.78        | \$ 6,017.90         | \$ 644.77  | \$ -   | \$ 1,742.34                             | \$ 2,387.12                                 | \$ -   | \$ -   | \$ 2,387.12                                   |
| Gillard, Paul E & Carol A                          | 53-08-23-401-029.000-008 | 2360   | 2               | N  | \$ 848,500             | \$ 275,600                           | \$ 572,900        | \$ 1.5437                             | \$ 2.2845                | \$ 8,601.48        | \$ 11,818.84        | \$ 1,266.30  | \$ -   | \$ 1,951.06                             | \$ 3,217.36                                 | \$ -   | \$ -   | \$ 3,217.36                                   |
| Chang, Warren J                                    | 53-08-23-401-009.000-008 | 2360   | 2               | N  | \$ 784,200             | \$ 284,575                           | \$ 499,625        | \$ 1.5437                             | \$ 2.2845                | \$ 7,455.60        | \$ 9,686.22         | \$ 1,037.81  | \$ -   | \$ 1,192.81                             | \$ 2,230.62                                 | \$ -   | \$ -   | \$ 2,230.62                                   |
| Tesorero Property Group LLC                        | 53-08-20-402-008.000-008 |        | 2               | N  | \$ 229,000             | \$ -                                 | \$ 229,000        | \$ 1.5437                             | \$ 2.2845                | \$ 3,535.08        | \$ 5,376.59         | \$ 576.06  | \$ -   | \$ 1,265.45                             | \$ 1,841.51                                 | \$ 69.36   | \$ 14.76   | \$ 1,757.39                                   |
| Alvarez, Paola Z                                   | 53-08-20-402-011.000-008 | 1537   | 2               | N  | \$ 100,200             | \$ 67,005                            | \$ 33,195         | \$ 1.5437                             | \$ 2.2845                | \$ 494.26          | \$ 819.21           | \$ 87.76   | \$ -   | \$ 237.19                               | \$ 324.95                                   | \$ 69.36   | \$ 22.20   | \$ 233.39                                     |
| James, William David                               | 53-08-20-402-002.000-008 | 1537   | 2               | N  | \$ 96,700              | \$ 66,095                            | \$ 30,605         | \$ 1.5437                             | \$ 2.2845                | \$ 455.70          | \$ 755.31           | \$ 80.93   | \$ -   | \$ 218.68                               | \$ 299.61                                   | \$ 69.36   | \$ 22.20   | \$ 208.05                                     |
| Shapiro, Samuel S                                  | 53-08-23-401-028.000-008 | 2360   | 2               | N  | \$ 1,102,200           | \$ 349,525                           | \$ 752,675        | \$ 1.5437                             | \$ 2.2845                | \$ 11,250.36       | \$ 14,209.09        | \$ 1,522.40  | \$ -   | \$ 1,436.32                             | \$ 2,958.73                                 | \$ -   | \$ -   | \$ 2,958.73                                   |
| Yumul, Roya  | 53-08-23-401-027.000-008 | 2360   | 2               | N  | \$ 1,085,100           | \$ 344,275                           | \$ 740,825        | \$ 1.5437                             | \$ 2.2845                | \$ 11,076.04       | \$ 14,056.69        | \$ 1,506.07  | \$ -   | \$ 1,474.57                             | \$ 2,980.65                                 | \$ -   | \$ -   | \$ 2,980.65                                   |
| Sterling Woods II Inc                              | 53-01-43-513-554.000-008 | 2360   | 2               | Y  | \$ 5,200               | \$ -                                 | \$ 5,200          | \$ 1.5437                             | \$ 2.2845                | \$ 80.28           | \$ 80.28            | \$ 41.81   | \$ -   | \$ -                                    | \$ 41.81                                    | \$ -   | \$ -   | \$ 41.81                                      |
| Norris, Justin; Tai, Wendi                         | 53-05-36-400-003.000-004 |        | 2               | N  | \$ 384,300             | \$ 159,860                           | \$ 224,440        | \$ 1.5403                             | \$ 2.2811                | \$ 3,343.60        | \$ 4,734.24         | \$ 507.24  | \$ -   | \$ 883.40                               | \$ 1,390.64                                 | \$ 69.36   | \$ 14.76   | \$ 1,306.52                                   |
| Drummond Management LLC                            | 53-05-36-400-022.000-004 |        | 2               | N  | \$ 85,700              | \$ -                                 | \$ 85,700         | \$ 1.5403                             | \$ 2.2811                | \$ 1,320.04        | \$ 2,189.48         | \$ 234.59  | \$ -   | \$ 634.85                               | \$ 869.44                                   | \$ 69.36   | \$ 14.76   | \$ 785.32                                     |
| Brownfields V LLC                                  | 53-05-36-400-006.000-004 |        | 2               | N  | \$ 72,300              | \$ -                                 | \$ 72,300         | \$ 1.5403                             | \$ 2.2811                | \$ 1,113.64        | \$ 1,847.14         | \$ 197.91  | \$ -   | \$ 535.59                               | \$ 733.50                                   | \$ -   | \$ -   | \$ 733.50                                     |
| Attari, Shahzeen Z                                 | 53-07-06-200-029.000-014 |        | 2               | N  | \$ 208,300             | \$ 100,160                           | \$ 108,140        | \$ 1.2763                             | \$ 2.0108                | \$ 1,334.48        | \$ 2,354.80         | \$ 252.30  | \$ -   | \$ 768.02                               | \$ 1,020.32                                 | \$ 69.36   | \$ 14.76   | \$ 936.20                                     |
| Ralston, Robert L                                  | 53-07-06-200-036.000-014 |        | 2               | N  | \$ 284,600             | \$ 128,580                           | \$ 156,020        | \$ 1.2763                             | \$ 2.0108                | \$ 1,922.00        | \$ 3,363.98         | \$ 360.42  | \$ -   | \$ 1,081.56                             | \$ 1,441.98                                 | \$ 69.36   | \$ 37.08   | \$ 1,335.54                                   |
| Barnstone, Elli P Revocable Trust w/l/e            | 53-07-06-200-016.000-014 |        | 2               | N  | \$ 301,200             | \$ -                                 | \$ 301,200        | \$ 1.2763                             | \$ 2.0108                | \$ 3,844.20        | \$ 6,783.43         | \$ 726.80  | \$ -   | \$ 2,212.43                             | \$ 2,939.23                                 | \$ 69.36   | \$ 14.76   | \$ 2,855.11                                   |
| Capio, Roy M & Jonnamarie W Revocable Living Trust | 53-07-06-200-001.000-014 |        | 2               | N  | \$ 270,600             | \$ 118,560                           | \$ 152,040        | \$ 1.2763                             | \$ 2.0108                | \$ 1,882.00        | \$ 3,320.95         | \$ 355.82  | \$ -   | \$ 1,083.13                             | \$ 1,438.95                                 | \$ 69.36   | \$ 14.76   | \$ 1,354.83                                   |
| Smiley, Katherine & Clint A Buffington             | 53-07-06-200-044.000-014 |        | 2               | N  | \$ 533,100             | \$ 217,085                           | \$ 316,015        | \$ 1.2763                             | \$ 2.0108                | \$ 3,893.16        | \$ 6,298.45         | \$ 674.84  | \$ -   | \$ 1,730.45                             | \$ 2,405.29                                 | \$ 69.36   | \$ 37.08   | \$ 2,298.85                                   |
| French, Thomas M & Kelley B                        | 53-07-06-200-017.000-014 |        | 2               | N  | \$ 381,200             | \$ 163,010                           | \$ 218,190        | \$ 1.2763                             | \$ 2.0108                | \$ 2,689.44        | \$ 4,518.29         | \$ 484.11  | \$ -   | \$ 1,344.75                             | \$ 1,828.85                                 | \$ 69.36   | \$ 14.76   | \$ 1,744.73                                   |
| Pitkin/Larsen Living Trust                         | 53-07-06-200-039.000-014 |        | 2               | N  | \$ 299,400             | \$ 120,110                           | \$ 179,290        | \$ 1.2763                             | \$ 2.0108                | \$ 2,226.04        | \$ 3,928.01         | \$ 420.86  | \$ -   | \$ 1,281.11                             | \$ 1,701.97                                 | \$ 69.36   | \$ 14.76   | \$ 1,617.85                                   |
| Sycamore Land Trust Inc                            | 53-07-06-200-010.000-014 |        | 2               | N  | \$ 16,500              | \$ 16,500                            | \$ -              | \$ 1.2763                             | \$ 2.0108                | \$ -               | \$ -                | \$ -   | \$ -   | \$ -                                    | \$ -  | \$ -   | \$ -   | \$ -  |
| Goetz, Roger N & Michelle K                        | 53-07-06-200-018.000-014 |        | 2               | N  | \$ 507,300             | \$ 204,625                           | \$ 302,675        | \$ 1.2763                             | \$ 2.0108                | \$ 3,733.24        | \$ 6,095.48         | \$ 653.09  | \$ -   | \$ 1,709.15                             | \$ 2,362.24                                 | \$ 69.36   | \$ 22.20   | \$ 2,270.68                                   |
| Clark, John C; Letsinger, Sally L                  | 53-07-06-200-038.000-014 |        | 2               | N  | \$ 487,500             | \$ 200,250                           | \$ 287,250        | \$ 1.2763                             | \$ 2.0108                | \$ 3,540.00        | \$ 5,782.31         | \$ 619.53  | \$ -   | \$ 1,622.78                             | \$ 2,242.31                                 | \$ 69.36   | \$ 22.20   | \$ 2,150.75                                   |
| Rubinger, Richard & Noriko                         | 53-07-06-200-043.000-014 |        | 2               | N  | \$ 333,200             | \$ 142,510                           | \$ 190,690        | \$ 1.2763                             | \$ 2.0108                | \$ 2,352.96        | \$ 4,035.84         | \$ 432.42  | \$ -   | \$ 1,250.47                             | \$ 1,682.88                                 | \$ 69.36   | \$ 14.76   | \$ 1,598.76                                   |

# City of Bloomington



## Area #2: South-East Annexation Area - Tax Impacts Analysis

Note (1): This section shows the inc/(dec) in tax bills due to differences between township fire protection rates and the Monroe Fire Protection District fire rate

| Owner Name  | Parcel #                 | Waiver | Annexation Area | AG | 2020 Pay 2021 Gross AV | 2020 Pay 2021 Deductions /Exemptions | 2020 Pay 2021 NAV | Pre-Annex 2020 Pay 2021 Prop Tax Rate | Post-Annex Prop Tax Rate | Pre-Annex Tax Bill | Post-Annex Tax Bill | Net Tax Bill Increase Due Solely to AV Growth (12% Aggregate over 4 years) | Net Tax Bill Increase Due to Difference Between Fire Rates (1) | Net Tax Bill Increase Due to Annexation | Total Post-Annexation Net Tax Bill Increase | Benefit 1 Yearly Sewer Bill Savings (@ 4000 Gal/Month) | Benefit 2 Yearly Fire Protection (Water Surcharge) Savings | Post-Annex Tax Bill Inc/(Dec) |
|---|--------------------------|--------|-----------------|----|------------------------|--------------------------------------|-------------------|---------------------------------------|--------------------------|--------------------|---------------------|--|--|---|---|--|--|-------------------------------|
| Heritage Woods Road Assoc. Inc  | 53-07-06-200-037.000-014 |        | 2               | N  | \$ -                   | \$ -                                 | \$ -              | \$1.2763                              | \$2.0108                 | \$ -               | \$ -                | \$ -   | \$ -   | \$ -                                    | \$ -  | \$ -   | \$ -   | \$ -                          |
| Janes, Sasha & Rebecca A  | 53-07-06-200-030.000-014 |        | 2               | N  | \$ 327,700             | \$ 145,965                           | \$ 181,735        | \$1.2763                              | \$2.0108                 | \$ 2,238.38        | \$ 3,834.89         | \$ 410.88  | \$ -   | \$ 1,185.63                             | \$ 1,596.51                                 | \$ 69.36   | \$ 22.20   | \$ 1,504.95                   |
| Terrell, Norman Lee   | 53-08-21-401-007.000-008 | 1547   | 2               | N  | \$ 158,300             | \$ 84,655                            | \$ 73,645         | \$1.5437                              | \$2.2845                 | \$ 515.04          | \$ 1,817.48         | \$ 194.72  | \$ -   | \$ 1,107.72                             | \$ 1,302.44                                 | \$ 69.36   | \$ 22.20   | \$ 1,210.88                   |
| Mirtl, Jason J & Jensen, Kassie J   | 53-08-21-401-002.000-008 | 1547   | 2               | N  | \$ 145,000             | \$ 83,000                            | \$ 62,000         | \$1.5437                              | \$2.2845                 | \$ 923.16          | \$ 1,530.10         | \$ 163.94  | \$ -   | \$ 443.00                               | \$ 606.94                                   | \$ 69.36   | \$ 22.20   | \$ 515.38                     |
| Hall, Terra C & Richard   | 53-08-21-401-005.000-008 | 1547   | 2               | N  | \$ 171,700             | \$ 92,170                            | \$ 79,530         | \$1.5437                              | \$2.2845                 | \$ 1,184.16        | \$ 1,962.74         | \$ 210.30  | \$ -   | \$ 568.28                               | \$ 778.58                                   | \$ 69.36   | \$ 22.20   | \$ 687.02                     |
| Weaver, Larry L   | 53-08-21-401-001.000-008 | 1547   | 2               | N  | \$ 153,600             | \$ 86,010                            | \$ 67,590         | \$1.5437                              | \$2.2845                 | \$ 1,006.40        | \$ 1,668.06         | \$ 178.72  | \$ -   | \$ 482.93                               | \$ 661.66                                   | \$ 69.36   | \$ 22.20   | \$ 570.10                     |
| Wood, Michael A & Taylor L  | 53-08-21-401-006.000-008 | 1547   | 2               | N  | \$ 143,500             | \$ 82,475                            | \$ 61,025         | \$1.5437                              | \$2.2845                 | \$ 908.64          | \$ 1,506.04         | \$ 161.36  | \$ -   | \$ 436.04                               | \$ 597.40                                   | \$ 69.36   | \$ 22.20   | \$ 505.84                     |
| Tiller, Beverly A   | 53-08-21-401-032.000-008 | 1547   | 2               | N  | \$ 162,600             | \$ 89,160                            | \$ 73,440         | \$1.5437                              | \$2.2845                 | \$ 1,093.48        | \$ 1,812.43         | \$ 194.19  | \$ -   | \$ 524.76                               | \$ 718.95                                   | \$ 69.36   | \$ 22.20   | \$ 627.39                     |
| Williams, Robyn R   | 53-08-21-401-003.000-008 | 1547   | 2               | N  | \$ 131,900             | \$ 76,035                            | \$ 55,865         | \$1.5437                              | \$2.2845                 | \$ 833.88          | \$ 1,382.14         | \$ 148.09  | \$ -   | \$ 400.17                               | \$ 548.26                                   | \$ 69.36   | \$ 22.20   | \$ 456.70                     |
| Reeves, Stanley R   | 53-08-21-401-011.000-008 | 1547   | 2               | N  | \$ 120,000             | \$ -                                 | \$ 120,000        | \$1.5437                              | \$2.2845                 | \$ 1,852.44        | \$ 2,830.07         | \$ 303.22  | \$ -   | \$ 674.41                               | \$ 977.63                                   | \$ 69.36   | \$ 22.20   | \$ 886.07                     |
| Blubaugh, Rene Diane  | 53-08-21-401-034.000-008 | 1547   | 2               | N  | \$ 185,200             | \$ 96,650                            | \$ 88,550         | \$1.5437                              | \$2.2845                 | \$ 1,318.48        | \$ 2,156.31         | \$ 231.03  | \$ -   | \$ 606.79                               | \$ 837.83                                   | \$ 69.36   | \$ 22.20   | \$ 746.27                     |
| McAlister, Jayme  | 53-08-21-400-050.000-008 | 1783   | 2               | N  | \$ 194,200             | \$ 96,905                            | \$ 97,295         | \$1.5437                              | \$2.2845                 | \$ 1,449.18        | \$ 2,291.95         | \$ 245.56  | \$ -   | \$ 597.21                               | \$ 842.77                                   | \$ 69.36   | \$ 22.20   | \$ 751.21                     |
| Morgan, Jennifer S  | 53-08-21-400-034.000-008 | 1783   | 2               | N  | \$ 199,900             | \$ 102,215                           | \$ 97,685         | \$1.5437                              | \$2.2845                 | \$ 1,454.48        | \$ 2,344.23         | \$ 251.16  | \$ -   | \$ 638.59                               | \$ 889.75                                   | \$ 69.36   | \$ 22.20   | \$ 798.19                     |
| Peltola, William Joseph Revocable Living Trust & Peltola, Pamela Ruth Revocable | 53-08-21-400-053.000-008 | 1783   | 2               | N  | \$ 178,700             | \$ 94,690                            | \$ 84,010         | \$1.5437                              | \$2.2845                 | \$ 1,250.88        | \$ 2,073.27         | \$ 222.13  | \$ -   | \$ 600.26                               | \$ 822.39                                   | \$ 69.36   | \$ 22.20   | \$ 730.83                     |
| James, Linda G & Schmidt, Stephen W   | 53-08-21-400-035.000-008 | 1783   | 2               | N  | \$ 194,800             | \$ 97,430                            | \$ 97,370         | \$1.5437                              | \$2.2845                 | \$ 1,449.80        | \$ 2,286.77         | \$ 245.00  | \$ -   | \$ 591.97                               | \$ 836.97                                   | \$ 69.36   | \$ 22.20   | \$ 745.41                     |
| Shank, Tyler J & Jana L   | 53-08-21-400-049.000-008 | 1783   | 2               | N  | \$ 239,900             | \$ 116,040                           | \$ 123,860        | \$1.5437                              | \$2.2845                 | \$ 1,844.24        | \$ 2,814.87         | \$ 301.59  | \$ -   | \$ 669.04                               | \$ 970.63                                   | \$ 69.36   | \$ 22.20   | \$ 879.07                     |
| Coleman, James K & Irani S  | 53-08-21-400-051.000-008 | 1783   | 2               | N  | \$ 211,700             | \$ 103,345                           | \$ 108,355        | \$1.5437                              | \$2.2845                 | \$ 1,613.36        | \$ 2,487.92         | \$ 266.57  | \$ -   | \$ 607.99                               | \$ 874.56                                   | \$ 69.36   | \$ 22.20   | \$ 783.00                     |
| Haycraft, Jane Evelyn Trust   | 53-08-21-400-050.000-008 | 1783   | 2               | N  | \$ 186,500             | \$ 97,525                            | \$ 88,975         | \$1.5437                              | \$2.2845                 | \$ 1,324.80        | \$ 2,184.76         | \$ 234.08  | \$ -   | \$ 625.88                               | \$ 859.96                                   | \$ 69.36   | \$ 22.20   | \$ 768.40                     |
| Bushey, Kraig M   | 53-08-21-400-019.000-008 | 1783   | 2               | N  | \$ 205,500             | \$ 103,825                           | \$ 101,675        | \$1.5437                              | \$2.2845                 | \$ 1,513.92        | \$ 2,400.06         | \$ 257.15  | \$ -   | \$ 628.99                               | \$ 886.14                                   | \$ 69.36   | \$ 22.20   | \$ 794.58                     |
| Holland, Paul W & Joellen   | 53-08-21-400-020.000-008 | 1783   | 2               | N  | \$ 180,800             | \$ 92,530                            | \$ 88,270         | \$1.5437                              | \$2.2845                 | \$ 1,314.30        | \$ 2,120.16         | \$ 227.15  | \$ -   | \$ 578.70                               | \$ 805.86                                   | \$ 69.36   | \$ 22.20   | \$ 714.30                     |
| Seifers, Bradley A  | 53-08-21-400-041.000-008 | 1783   | 2               | N  | \$ 211,100             | \$ 131,095                           | \$ 80,005         | \$1.5437                              | \$2.2845                 | \$ 1,191.24        | \$ 1,974.46         | \$ 211.56  | \$ -   | \$ 571.66                               | \$ 783.22                                   | \$ 69.36   | \$ 22.20   | \$ 691.66                     |
| Thiery, Scott A   | 53-08-21-400-039.000-008 | 1783   | 2               | N  | \$ 215,500             | \$ 106,100                           | \$ 109,400        | \$1.5437                              | \$2.2845                 | \$ 1,629.76        | \$ 2,517.96         | \$ 269.78  | \$ -   | \$ 618.42                               | \$ 888.20                                   | \$ 69.36   | \$ 22.20   | \$ 796.64                     |
| Barrett, Douglas C & Dorothy N  | 53-08-21-400-032.000-008 | 1783   | 2               | N  | \$ 160,000             | \$ 114,730                           | \$ 45,270         | \$1.5437                              | \$2.2845                 | \$ 674.04          | \$ 1,117.21         | \$ 119.69  | \$ -   | \$ 323.48                               | \$ 443.17                                   | \$ 69.36   | \$ 22.20   | \$ 351.61                     |
| Blackwell Contractors   | 53-08-21-100-091.002-008 | 1841   | 2               | N  | \$ 212,100             | \$ -                                 | \$ 212,100        | \$1.5437                              | \$2.2845                 | \$ 3,274.20        | \$ 4,979.80         | \$ 533.55  | \$ -   | \$ 1,172.05                             | \$ 1,705.60                                 | \$ -   | \$ -   | \$ 1,705.60                   |
| Blackwell Contractors   | 53-08-21-100-091.003-008 | 1841   | 2               | N  | \$ 18,700              | \$ -                                 | \$ 18,700         | \$1.5437                              | \$2.2845                 | \$ 288.68          | \$ 478.46           | \$ 51.26   | \$ -   | \$ 138.52                               | \$ 189.78                                   | \$ -   | \$ -   | \$ 189.78                     |
| Worthey, Michael W & Jeanne C   | 53-08-21-100-090.003-008 | 2497   | 2               | N  | \$ 440,700             | \$ 186,495                           | \$ 254,205        | \$1.5437                              | \$2.2845                 | \$ 3,785.00        | \$ 5,210.02         | \$ 558.22  | \$ -   | \$ 866.80                               | \$ 1,425.02                                 | \$ -   | \$ -   | \$ 1,425.02                   |
| Johnson, Byrl L & Jacqueline W  | 53-08-21-100-090.004-008 | 2497   | 2               | N  | \$ 78,000              | \$ 41,960                            | \$ 36,040         | \$1.5437                              | \$2.2845                 | \$ 556.36          | \$ 922.13           | \$ 98.80   | \$ -   | \$ 266.97                               | \$ 365.77                                   | \$ -   | \$ -   | \$ 365.77                     |
| Engelsman, Richard & Kathleen   | 53-08-21-100-090.005-008 | 2499   | 2               | N  | \$ 474,300             | \$ 198,255                           | \$ 276,045        | \$1.5437                              | \$2.2845                 | \$ 4,110.20        | \$ 5,609.88         | \$ 601.05  | \$ -   | \$ 898.63                               | \$ 1,499.68                                 | \$ -   | \$ -   | \$ 1,499.68                   |
| Mobley, Autumn  | 53-08-21-100-090.006-008 | 2501   | 2               | N  | \$ 78,000              | \$ 3,000                             | \$ 75,000         | \$1.5437                              | \$2.2845                 | \$ 1,157.78        | \$ 1,918.97         | \$ 205.60  | \$ -   | \$ 555.59                               | \$ 761.19                                   | \$ -   | \$ -   | \$ 761.19                     |
| Smith, Olivia D   | 53-08-21-100-090.007-008 | 2501   | 2               | N  | \$ 442,000             | \$ 183,950                           | \$ 258,050        | \$1.5437                              | \$2.2845                 | \$ 3,842.28        | \$ 5,228.72         | \$ 560.22  | \$ -   | \$ 826.22                               | \$ 1,386.44                                 | \$ -   | \$ -   | \$ 1,386.44                   |
| Wigington, David M & Shana M  | 53-08-21-100-090.008-008 | 2501   | 2               | N  | \$ 465,600             | \$ 195,210                           | \$ 270,390        | \$1.5437                              | \$2.2845                 | \$ 4,026.00        | \$ 5,506.36         | \$ 589.97  | \$ -   | \$ 890.39                               | \$ 1,480.36                                 | \$ -   | \$ -   | \$ 1,480.36                   |
| Nickel Tree LLC   | 53-08-21-100-090.009-008 | 2501   | 2               | N  | \$ 1,900               | \$ -                                 | \$ 1,900          | \$1.5437                              | \$2.2845                 | \$ 29.32           | \$ 48.61            | \$ 5.21  | \$ -   | \$ 14.09                                | \$ 19.29                                    | \$ -   | \$ -   | \$ 19.29                      |
| PS 6 LLC  | 53-08-21-100-090.010-008 | 2501   | 2               | N  | \$ 1,900               | \$ -                                 | \$ 1,900          | \$1.5437                              | \$2.2845                 | \$ 29.32           | \$ 48.61            | \$ 5.21  | \$ -   | \$ 14.09                                | \$ 19.29                                    | \$ -   | \$ -   | \$ 19.29                      |
| Strauss, Jay  | 53-08-21-100-090.011-008 | 2501   | 2               | N  | \$ 1,900               | \$ -                                 | \$ 1,900          | \$1.5437                              | \$2.2845                 | \$ 29.32           | \$ 48.61            | \$ 5.21  | \$ -   | \$ 14.09                                | \$ 19.29                                    | \$ -   | \$ -   | \$ 19.29                      |
| Strauss, Jay  | 53-08-21-100-090.012-008 | 2501   | 2               | N  | \$ 1,900               | \$ -                                 | \$ 1,900          | \$1.5437                              | \$2.2845                 | \$ 29.32           | \$ 48.61            | \$ 5.21  | \$ -   | \$ 14.09                                | \$ 19.29                                    | \$ -   | \$ -   | \$ 19.29                      |
| Walulik, Stephen; Donnelly-Walulik, Tara  | 53-08-21-100-090.013-008 | 2501   | 2               | N  | \$ 421,100             | \$ 179,635                           | \$ 241,465        | \$1.5437                              | \$2.2845                 | \$ 3,595.32        | \$ 4,976.76         | \$ 533.23  | \$ -   | \$ 848.21                               | \$ 1,381.44                                 | \$ -   | \$ -   | \$ 1,381.44                   |
| Warnick, Austin & Serena  | 53-08-21-100-090.014-008 | 2497   | 2               | N  | \$ 78,000              | \$ -                                 | \$ 78,000         | \$1.5437                              | \$2.2845                 | \$ 1,204.08        | \$ 1,995.73         | \$ 213.83  | \$ -   | \$ 577.82                               | \$ 791.65                                   | \$ -   | \$ -   | \$ 791.65                     |
| Lockridge, Terry W & Victoria A   | 53-08-21-100-090.015-008 | 2501   | 2               | N  | \$ 483,100             | \$ 201,335                           | \$ 281,765        | \$1.5437                              | \$2.2845                 | \$ 4,195.38        | \$ 5,714.62         | \$ 612.28  | \$ -   | \$ 906.96                               | \$ 1,519.24                                 | \$ -   | \$ -   | \$ 1,519.24                   |
| Barrett, Jeffrey L & Paige  | 53-08-21-100-090.016-008 | 2501   | 2               | N  | \$ 1,900               | \$ -                                 | \$ 1,900          | \$1.5437                              | \$2.2845                 | \$ 29.32           | \$ 48.61            | \$ 5.21  | \$ -   | \$ 14.09                                | \$ 19.29                                    | \$ -   | \$ -   | \$ 19.29                      |
| Blackwell Contractors Inc   | 53-08-21-100-090.017-008 | 2501   | 2               | N  | \$ 1,900               | \$ -                                 | \$ 1,900          | \$1.5437                              | \$2.2845                 | \$ 29.32           | \$ 48.61            | \$ 5.21  | \$ -   | \$ 14.09                                | \$ 19.29                                    | \$ -   | \$ -   | \$ 19.29                      |
| Blackwell Contractors Inc   | 53-08-21-100-090.018-008 | 2501   | 2               | N  | \$ 1,900               | \$ -                                 | \$ 1,900          | \$1.5437                              | \$2.2845                 | \$ 29.32           | \$ 48.61            | \$ 5.21  | \$ -   | \$ 14.09                                | \$ 19.29                                    | \$ -   | \$ -   | \$ 19.29                      |
| Blackwell Contractors Inc   | 53-08-21-100-090.019-008 | 2501   | 2               | N  | \$ 1,900               | \$ -                                 | \$ 1,900          | \$1.5437                              | \$2.2845                 | \$ 29.32           | \$ 48.61            | \$ 5.21  | \$ -   | \$ 14.09                                | \$ 19.29                                    | \$ -   | \$ -   | \$ 19.29                      |
| Blackwell Contractors Inc   | 53-08-21-100-090.020-008 | 2501   | 2               | N  | \$ 1,900               | \$ -                                 | \$ 1,900          | \$1.5437                              | \$2.2845                 | \$ 29.32           | \$ 48.61            | \$ 5.21  | \$ -   | \$ 14.09                                | \$ 19.29                                    | \$ -   | \$ -   | \$ 19.29                      |
| Keller, Joseph J & Amy J  | 53-08-21-100-090.021-008 | 2501   | 2               | N  | \$ 78,000              | \$ 3,000                             | \$ 75,000         | \$1.5437                              | \$2.2845                 | \$ 1,157.78        | \$ 1,918.97         | \$ 205.60  | \$ -   | \$ 555.59                               | \$ 761.19                                   | \$ -   | \$ -   | \$ 761.19                     |
| Hybrid Investment Group LLC   | 53-08-21-100-090.022-008 | 2501   | 2               | N  | \$ -                   | \$ -                                 | \$ -              | \$1.5437                              | \$2.2845                 | \$ -               | \$ -                | \$ -   | \$ -   | \$ -                                    | \$ -  | \$ -   | \$ -   | \$ -                          |
| Stone Ridge Community Association Inc   | 53-08-11-400-026.099-008 |        | 2               | N  | \$ -                   | \$ -                                 | \$ -              | \$1.5437                              | \$2.2845                 | \$ -               | \$ -                | \$ -   | \$ -   | \$ -                                    | \$ -  | \$ -   | \$ -   | \$ -                          |
| YFD LLC   | 53-01-43-071-000.000-008 |        | 2               | N  | \$ 1,800               | \$ -                                 | \$ 1,800          | \$1.5437                              | \$2.2845                 | \$ 27.80           | \$ 46.06            | \$ 4.93  | \$ -   | \$ 13.32                                | \$ 18.26                                    | \$ -   | \$ -   | \$ 18.26                      |



# City of Bloomington



## Area #3: North Island Annexation Area - Tax Impacts Analysis

Note (1): This section shows the inc/(dec) in tax bills due to differences between township fire protection rates and the Monroe Fire Protection District fire rate

| Owner Name   | Parcel #                 | Waiver | Annexation Area | AG | 2020 Pay 2021 Gross AV | 2020 Pay 2021 Deductions /Exemptions | 2020 Pay 2021 NAV | Pre-Annex 2020 Pay 2021 Prop Tax Rate | Post-Annex Prop Tax Rate | Pre-Annex Tax Bill | Post-Annex Tax Bill | Net Tax Bill Increase Due Solely to AV Growth (12% - Aggregate over 4 years) | Net Tax Bill Increase Due to Difference Between Fire Rates (1) | Net Tax Bill Increase Due to Annexation | Total Post-Annexation Net Tax Bill Increase | Benefit 1 Yearly Sewer Bill Savings (@ 4000 Gal/Month) | Benefit 2 Yearly Fire Protection (Water Surcharge) Savings | Post-Annex Tax Bill Inc/(Dec) Net of Benefits |
|--|--------------------------|--------|-----------------|----|------------------------|--------------------------------------|-------------------|---------------------------------------|--------------------------|--------------------|---------------------|--|--|---|---|--|--|---|
| B-Town Enterprises LLC   | 53-05-31-301-054.000-004 |        | 3               | N  | \$ 110,300             | \$ -                                 | \$ 110,300        | \$ 1.5403                             | \$ 2.2811                | \$ 1,698.96        | \$ 2,589.69         | \$ 277.47  | \$ -   | \$ 613.26                               | \$ 890.73                                   | \$ 69.36   | \$ 14.76   | \$ 806.61                                     |
| Cowden, Donald L Revocable Trust   | 53-05-31-301-030.000-004 |        | 3               | N  | \$ 72,100              | \$ -                                 | \$ 72,100         | \$ 1.5403                             | \$ 2.2811                | \$ 1,110.56        | \$ 1,692.80         | \$ 181.37  | \$ -   | \$ 400.87                               | \$ 582.24                                   | \$ -   | \$ -   | \$ 582.24                                     |
| Onken, Jimmie & Washington, Rhonda   | 53-05-31-301-057.000-004 |        | 3               | N  | \$ 93,100              | \$ 78,240                            | \$ 14,860         | \$ 1.5403                             | \$ 2.2811                | \$ 96.20           | \$ 98.12            | \$ -   | \$ -   | \$ 1.92                                 | \$ 1.92                                     | \$ 69.36   | \$ 14.76   | \$ (82.20)                                    |
| Stephens, Chad M   | 53-05-31-301-132.000-004 |        | 3               | N  | \$ 19,600              | \$ -                                 | \$ 19,600         | \$ 1.5403                             | \$ 2.2811                | \$ 301.90          | \$ 500.74           | \$ 53.65   | \$ -   | \$ 145.19                               | \$ 198.84                                   | \$ -   | \$ -   | \$ 198.84                                     |
| PipJay Properties LLC  | 53-05-31-301-183.000-004 |        | 3               | N  | \$ 17,000              | \$ -                                 | \$ 17,000         | \$ 1.5403                             | \$ 2.2811                | \$ 261.84          | \$ 434.32           | \$ 46.53   | \$ -   | \$ 125.95                               | \$ 172.48                                   | \$ -   | \$ -   | \$ 172.48                                     |
| Stephens, Chad M   | 53-05-31-301-144.000-004 | 1409   | 3               | N  | \$ 143,400             | \$ -                                 | \$ 143,400        | \$ 1.5403                             | \$ 2.2811                | \$ 2,208.80        | \$ 3,366.83         | \$ 360.73  | \$ 634.53  | \$ 797.29                               | \$ 1,158.03                                 | \$ 69.36   | \$ 22.20   | \$ 1,066.47                                   |
| PipJay Properties LLC  | 53-05-31-301-125.000-004 |        | 3               | N  | \$ 92,600              | \$ -                                 | \$ 92,600         | \$ 1.5403                             | \$ 2.2811                | \$ 1,426.32        | \$ 2,174.11         | \$ 232.94  | \$ 409.74  | \$ 514.85                               | \$ 747.79                                   | \$ 69.36   | \$ 14.76   | \$ 663.67                                     |
| Stephens, Chad M   | 53-05-31-301-133.000-004 |        | 3               | N  | \$ 27,200              | \$ -                                 | \$ 27,200         | \$ 1.5403                             | \$ 2.2811                | \$ 418.96          | \$ 694.91           | \$ 74.45   | \$ -   | \$ 201.50                               | \$ 275.95                                   | \$ -   | \$ -   | \$ 275.95                                     |
| PipJay Properties LLC  | 53-05-31-301-152.000-004 |        | 3               | N  | \$ 18,100              | \$ -                                 | \$ 18,100         | \$ 1.5403                             | \$ 2.2811                | \$ 278.80          | \$ 462.42           | \$ 49.55   | \$ -   | \$ 134.08                               | \$ 183.62                                   | \$ -   | \$ -   | \$ 183.62                                     |
| Hughey, Joshua & Shanna  | 53-05-31-301-123.000-004 |        | 3               | N  | \$ 163,200             | \$ 86,150                            | \$ 77,050         | \$ 1.5403                             | \$ 2.2811                | \$ 1,148.12        | \$ 1,904.32         | \$ 204.03  | \$ -   | \$ 552.16                               | \$ 756.20                                   | \$ 69.36   | \$ 14.76   | \$ 672.08                                     |
| Reynolds, Diana J McGuire  | 53-05-31-301-168.000-004 |        | 3               | N  | \$ 254,900             | \$ 99,135                            | \$ 155,765        | \$ 1.5403                             | \$ 2.2811                | \$ 2,347.40        | \$ 3,701.61         | \$ 396.60  | \$ -   | \$ 957.60                               | \$ 1,354.21                                 | \$ -   | \$ -   | \$ 1,354.21                                   |
| Shaffer, Elizabeth Eve   | 53-05-31-301-147.000-004 |        | 3               | N  | \$ 118,400             | \$ -                                 | \$ 118,400        | \$ 1.5403                             | \$ 2.2811                | \$ 1,823.72        | \$ 2,782.35         | \$ 298.11  | \$ -   | \$ 660.52                               | \$ 958.63                                   | \$ -   | \$ -   | \$ 958.63                                     |
| LaPadula, Louann J & Gerard J  | 53-05-31-301-080.000-004 |        | 3               | N  | \$ 107,200             | \$ 69,770                            | \$ 37,430         | \$ 1.5403                             | \$ 2.2811                | \$ 556.08          | \$ 922.37           | \$ 98.83   | \$ -   | \$ 267.46                               | \$ 366.29                                   | \$ 69.36   | \$ 14.76   | \$ 282.17                                     |
| Burch, Suella D  | 53-05-31-301-079.000-004 |        | 3               | N  | \$ 113,300             | \$ 71,380                            | \$ 41,920         | \$ 1.5403                             | \$ 2.2811                | \$ 622.80          | \$ 1,033.01         | \$ 110.67  | \$ -   | \$ 299.53                               | \$ 410.21                                   | \$ 69.36   | \$ 14.76   | \$ 326.09                                     |
| McKee Properties Inc   | 53-05-31-301-031.000-004 | 1786   | 3               | N  | \$ 116,200             | \$ -                                 | \$ 116,200        | \$ 1.5403                             | \$ 2.2811                | \$ 1,789.84        | \$ 2,728.21         | \$ 292.31  | \$ -   | \$ 646.06                               | \$ 938.37                                   | \$ 69.36   | \$ 22.20   | \$ 846.81                                     |
| Cowden, Donald L Revocable Trust   | 53-05-31-301-009.000-004 | 1175   | 3               | N  | \$ 98,100              | \$ -                                 | \$ 98,100         | \$ 1.5403                             | \$ 2.2811                | \$ 1,511.04        | \$ 2,303.25         | \$ 246.78  | \$ -   | \$ 545.43                               | \$ 792.21                                   | \$ 69.36   | \$ 22.20   | \$ 700.65                                     |
| Thrasher, Mark K   | 53-05-31-301-062.000-004 |        | 3               | N  | \$ 29,000              | \$ -                                 | \$ 29,000         | \$ 1.5403                             | \$ 2.2811                | \$ 446.68          | \$ 740.90           | \$ 79.38   | \$ -   | \$ 214.84                               | \$ 294.22                                   | \$ 69.36   | \$ 14.76   | \$ 210.10                                     |
| Hearne Development LLC   | 53-05-31-301-122.000-004 | 1377   | 3               | N  | \$ 114,200             | \$ 3,000                             | \$ 111,200        | \$ 1.5403                             | \$ 2.2811                | \$ 1,712.80        | \$ 2,625.30         | \$ 281.28  | \$ -   | \$ 631.22                               | \$ 912.50                                   | \$ 69.36   | \$ 14.76   | \$ 828.38                                     |
| Hearne Development LLC   | 53-05-31-301-120.000-004 | 1504   | 3               | N  | \$ 9,000               | \$ -                                 | \$ 9,000          | \$ 1.5403                             | \$ 2.2811                | \$ 138.64          | \$ 229.93           | \$ 24.64   | \$ -   | \$ 66.66                                | \$ 91.29                                    | \$ -   | \$ -   | \$ 91.29                                      |
| Holdeman, Vicky L Rev Trust  | 53-05-31-301-124.000-004 |        | 3               | N  | \$ 193,500             | \$ -                                 | \$ 193,500        | \$ 1.5403                             | \$ 2.2811                | \$ 2,980.48        | \$ 4,583.05         | \$ 491.04  | \$ -   | \$ 1,111.53                             | \$ 1,602.57                                 | \$ 69.36   | \$ 22.20   | \$ 1,511.01                                   |
| Sturgeon, Harold & Lavangelin  | 53-05-31-301-175.000-004 |        | 3               | N  | \$ 137,100             | \$ 118,390                           | \$ 18,710         | \$ 1.5403                             | \$ 2.2811                | \$ 277.96          | \$ 461.05           | \$ 49.39   | \$ -   | \$ 133.70                               | \$ 183.09                                   | \$ 69.36   | \$ 14.76   | \$ 98.97                                      |
| Finley, Marsha Elaine  | 53-05-31-301-028.000-004 |        | 3               | N  | \$ 123,800             | \$ 3,000                             | \$ 120,800        | \$ 1.5403                             | \$ 2.2811                | \$ 1,860.68        | \$ 2,842.42         | \$ 304.54  | \$ -   | \$ 677.19                               | \$ 981.74                                   | \$ 69.36   | \$ 14.76   | \$ 897.62                                     |
| Finley, Marsha Elaine  | 53-05-31-301-012.000-004 |        | 3               | N  | \$ 46,500              | \$ -                                 | \$ 46,500         | \$ 1.5403                             | \$ 2.2811                | \$ 716.24          | \$ 1,187.99         | \$ 127.28  | \$ -   | \$ 344.47                               | \$ 471.75                                   | \$ -   | \$ -   | \$ 471.75                                     |
| Finley, Marsha Elaine  | 53-05-31-301-072.000-004 |        | 3               | N  | \$ 12,400              | \$ -                                 | \$ 12,400         | \$ 1.5403                             | \$ 2.2811                | \$ 191.00          | \$ 316.80           | \$ 33.94   | \$ -   | \$ 91.86                                | \$ 125.80                                   | \$ -   | \$ -   | \$ 125.80                                     |
| Edington, Mary Anne Revocable Trust  | 53-05-31-301-084.000-004 | 1365   | 3               | N  | \$ 139,600             | \$ -                                 | \$ 139,600        | \$ 1.5403                             | \$ 2.2811                | \$ 2,150.26        | \$ 3,277.61         | \$ 351.17  | \$ -   | \$ 776.17                               | \$ 1,127.35                                 | \$ 69.36   | \$ 14.76   | \$ 1,043.23                                   |
| Edington, Mary Anne Revocable Trust  | 53-05-31-301-061.000-004 | 1365   | 3               | N  | \$ 29,000              | \$ -                                 | \$ 29,000         | \$ 1.5403                             | \$ 2.2811                | \$ 446.68          | \$ 740.90           | \$ 79.38   | \$ -   | \$ 214.84                               | \$ 294.22                                   | \$ 69.36   | \$ 14.76   | \$ 210.10                                     |
| DAJA Properties II LLC   | 53-05-31-301-195.000-004 |        | 3               | N  | \$ 302,500             | \$ -                                 | \$ 302,500        | \$ 1.5403                             | \$ 2.2811                | \$ 4,659.40        | \$ 7,102.26         | \$ 760.96  | \$ -   | \$ 1,681.91                             | \$ 2,442.86                                 | \$ -   | \$ -   | \$ 2,442.86                                   |
| Daja Properties III LLC  | 53-05-31-301-047.000-004 |        | 3               | N  | \$ 171,100             | \$ -                                 | \$ 171,100        | \$ 1.5403                             | \$ 2.2811                | \$ 2,635.46        | \$ 4,042.22         | \$ 433.10  | \$ -   | \$ 973.67                               | \$ 1,406.76                                 | \$ 69.36   | \$ 14.76   | \$ 1,322.64                                   |
| Tatlock, Lori G; Schulz, Brandon D & Schulz, Kendyll G W/LE Tatlock, Harold L Jr | 53-05-31-301-036.000-004 |        | 3               | N  | \$ 42,000              | \$ 31,080                            | \$ 10,920         | \$ 1.5403                             | \$ 2.2811                | \$ 162.24          | \$ 269.09           | \$ 28.82   | \$ -   | \$ 78.03                                | \$ 106.85                                   | \$ 69.36   | \$ 14.76   | \$ 22.73                                      |
| Tatlock, Lori G; Schulz, Brandon D & Schulz, Kendyll G W/LE Tatlock, Harold L Jr | 53-05-31-301-010.000-004 |        | 3               | N  | \$ 100,100             | \$ 78,180                            | \$ 21,920         | \$ 1.5403                             | \$ 2.2811                | \$ 140.90          | \$ 143.72           | \$ -   | \$ -   | \$ 2.82                                 | \$ 2.82                                     | \$ 69.36   | \$ 22.20   | \$ (88.74)                                    |
| Gott, Donna  | 53-05-31-301-070.000-004 |        | 3               | N  | \$ 81,800              | \$ 60,880                            | \$ 20,920         | \$ 1.5403                             | \$ 2.2811                | \$ 310.80          | \$ 515.52           | \$ 55.23   | \$ -   | \$ 149.49                               | \$ 204.72                                   | \$ 69.36   | \$ 22.20   | \$ 113.16                                     |
| YKMS Investments LLC   | 53-05-31-301-126.000-004 |        | 3               | N  | \$ 112,800             | \$ -                                 | \$ 112,800        | \$ 1.5403                             | \$ 2.2811                | \$ 1,737.46        | \$ 2,649.42         | \$ 283.87  | \$ -   | \$ 628.09                               | \$ 911.96                                   | \$ 69.36   | \$ 22.20   | \$ 820.40                                     |
| Drake, Elizabeth Ann   | 53-05-31-301-046.000-004 |        | 3               | N  | \$ 111,900             | \$ 82,415                            | \$ 29,485         | \$ 1.5403                             | \$ 2.2811                | \$ 264.16          | \$ 269.44           | \$ -   | \$ -   | \$ 5.28                                 | \$ 5.28                                     | \$ 69.36   | \$ 14.76   | \$ (78.84)                                    |
| Stewart, Darlene   | 53-05-31-301-038.000-004 |        | 3               | N  | \$ 14,400              | \$ -                                 | \$ 14,400         | \$ 1.5403                             | \$ 2.2811                | \$ 221.80          | \$ 367.89           | \$ 39.42   | \$ -   | \$ 106.68                               | \$ 146.09                                   | \$ -   | \$ -   | \$ 146.09                                     |
| Crohn, Shawna D.   | 53-05-31-301-014.000-004 |        | 3               | N  | \$ 76,100              | \$ -                                 | \$ 76,100         | \$ 1.5403                             | \$ 2.2811                | \$ 1,172.16        | \$ 1,786.72         | \$ 191.43  | \$ -   | \$ 423.12                               | \$ 614.56                                   | \$ 69.36   | \$ 22.20   | \$ 523.00                                     |
| Tatlock, Lori G; Schulz, Brandon D & Schulz, Kendyll G W/LE Tatlock, Harold L Jr | 53-05-31-301-075.000-004 |        | 3               | N  | \$ 10,800              | \$ -                                 | \$ 10,800         | \$ 1.5403                             | \$ 2.2811                | \$ 166.36          | \$ 275.92           | \$ 29.56   | \$ -   | \$ 80.00                                | \$ 109.56                                   | \$ -   | \$ -   | \$ 109.56                                     |
| Franklin, Anthony  | 53-05-31-301-074.000-004 |        | 3               | N  | \$ 1,000               | \$ -                                 | \$ 1,000          | \$ 1.5403                             | \$ 2.2811                | \$ 15.40           | \$ 25.55            | \$ 2.74  | \$ -   | \$ 7.41                                 | \$ 10.15                                    | \$ -   | \$ -   | \$ 10.15                                      |
| Poole, Evan, W; Wagner, Kristin E  | 53-05-31-301-170.000-004 |        | 3               | N  | \$ 2,600               | \$ -                                 | \$ 2,600          | \$ 1.5403                             | \$ 2.2811                | \$ 40.04           | \$ 66.43            | \$ 7.12  | \$ -   | \$ 19.27                                | \$ 26.39                                    | \$ -   | \$ -   | \$ 26.39                                      |
| Alacrity Investments LLC   | 53-05-31-301-058.000-004 |        | 3               | N  | \$ 13,200              | \$ -                                 | \$ 13,200         | \$ 1.5403                             | \$ 2.2811                | \$ 203.32          | \$ 337.24           | \$ 36.13   | \$ -   | \$ 97.78                                | \$ 133.92                                   | \$ -   | \$ -   | \$ 133.92                                     |
| Pittman, Mildred   | 53-05-31-301-092.000-004 |        | 3               | N  | \$ 82,300              | \$ 72,055                            | \$ 10,245         | \$ 1.5403                             | \$ 2.2811                | \$ 53.56           | \$ 54.63            | \$ -   | \$ -   | \$ 1.07                                 | \$ 1.07                                     | \$ 69.36   | \$ 14.76   | \$ (83.05)                                    |
| Dickerson, Ava Joan; McDaniel, David Kyle  | 53-05-31-301-085.000-004 | 1397   | 3               | N  | \$ 171,600             | \$ 92,310                            | \$ 79,290         | \$ 1.5403                             | \$ 2.2811                | \$ 1,178.00        | \$ 1,953.90         | \$ 209.35  | \$ -   | \$ 566.55                               | \$ 775.90                                   | \$ 69.36   | \$ 22.20   | \$ 684.34                                     |
| Mayberry, Sarah & Dolby, Mitch   | 53-05-31-301-105.000-004 |        | 3               | N  | \$ 143,900             | \$ 79,055                            | \$ 64,845         | \$ 1.5403                             | \$ 2.2811                | \$ 964.26          | \$ 1,599.37         | \$ 171.35  | \$ -   | \$ 463.76                               | \$ 635.11                                   | \$ -   | \$ -   | \$ 635.11                                     |
| SIDC LLC   | 53-05-31-301-082.000-004 | 2321   | 3               | N  | \$ 2,477,200           | \$ -                                 | \$ 2,477,200      | \$ 1.5403                             | \$ 2.2811                | \$ 38,156.32       | \$ 58,161.09        | \$ 6,231.55  | \$ -   | \$ 13,773.22                            | \$ 20,004.77                                | \$ 69.36   | \$ 478.32  | \$ 19,457.09                                  |
| Dillard Rentals LLC  | 53-05-31-301-029.000-004 | 2321   | 3               | N  | \$ 153,200             | \$ -                                 | \$ 153,200        | \$ 1.5403                             | \$ 2.2811                | \$ 2,359.74        | \$ 3,624.23         | \$ 388.31  | \$ -   | \$ 876.18                               | \$ 1,264.49                                 | \$ 69.36   | \$ 22.20   | \$ 1,172.93                                   |
| Johnson, Sandra L  | 53-05-31-301-160.000-004 |        | 3               | N  | \$ 83,300              | \$ 61,405                            | \$ 21,895         | \$ 1.5403                             | \$ 2.2811                | \$ 325.28          | \$ 539.53           | \$ 57.80   | \$ -   | \$ 156.45                               | \$ 214.25                                   | \$ 69.36   | \$ 14.76   | \$ 130.13                                     |

# City of Bloomington



## Area #3: North Island Annexation Area - Tax Impacts Analysis

Note (1): This section shows the inc/(dec) in tax bills due to differences between township fire protection rates and the Monroe Fire Protection District fire rate

| Owner Name   | Parcel #                 | Waiver | Annexation Area | AG | 2020 Pay 2021 Gross AV | 2020 Pay 2021 Deductions /Exemptions | 2020 Pay 2021 NAV | Pre-Annex 2020 Pay 2021 Prop Tax Rate | Post-Annex Prop Tax Rate | Pre-Annex Tax Bill | Post-Annex Tax Bill | Net Tax Bill Increase Due Solely to AV Growth (12% - Aggregate over 4 years) | Net Tax Bill Increase Due to Difference Between Fire Rates (1) | Net Tax Bill Increase Due to Annexation | Total Post-Annexation Net Tax Bill Increase | Benefit 1 Yearly Sewer Bill Savings (@ 4000 Gal/Month) | Benefit 2 Yearly Fire Protection (Water Surcharge) Savings | Post-Annex Tax Bill Inc/(Dec) Net of Benefits |
|--|--------------------------|--------|-----------------|----|------------------------|--------------------------------------|-------------------|---------------------------------------|--------------------------|--------------------|---------------------|--|--|---|---|--|--|---|
| Ritter, Stephen L  | 53-05-31-301-155.000-004 |        | 3               | N  | \$ 113,000             | \$ 79,650                            | \$ 33,350         | \$ 1.5403                             | \$ 2.2811                | \$ 117.20          | \$ 119.54           | \$ -   | \$ -   | \$ 2.34                                 | \$ 2.34                                     | \$ 69.36   | \$ 14.76   | \$ (81.78)                                    |
| Harding, Mary B & Gary D   | 53-05-31-301-136.000-004 |        | 3               | N  | \$ 61,600              | \$ 44,844                            | \$ 16,756         | \$ 1.5403                             | \$ 2.2811                | \$ 249.48          | \$ 413.83           | \$ 44.34   | \$ -   | \$ 120.00                               | \$ 164.35                                   | \$ 69.36   | \$ 37.08   | \$ 57.91                                      |
| Gordillo, James M  | 53-05-31-301-189.000-004 | 1387   | 3               | N  | \$ 131,700             | \$ 78,345                            | \$ 53,355         | \$ 1.5403                             | \$ 2.2811                | \$ 792.68          | \$ 1,314.80         | \$ 140.88  | \$ -   | \$ 381.24                               | \$ 522.12                                   | \$ 69.36   | \$ 22.20   | \$ 430.56                                     |
| Breeden, Herbert E & Charlotte F & w/l/e Herbert & Charlotte Breeden | 53-05-31-301-107.000-004 |        | 3               | N  | \$ 122,000             | \$ 64,670                            | \$ 57,330         | \$ 1.5403                             | \$ 2.2811                | \$ 863.10          | \$ 1,431.60         | \$ 153.39  | \$ -   | \$ 415.10                               | \$ 568.50                                   | \$ 69.36   | \$ 22.20   | \$ 476.94                                     |
| Harris, D Randall & Brenda W   | 53-05-31-301-143.000-004 | 1400   | 3               | N  | \$ 116,200             | \$ 108,110                           | \$ 8,090          | \$ 1.5403                             | \$ 2.2811                | \$ 120.20          | \$ 199.36           | \$ 21.36   | \$ -   | \$ 57.79                                | \$ 79.16                                    | \$ 69.36   | \$ 22.20   | \$ (12.40)                                    |
| Lucas, Ricky L   | 53-05-31-301-128.000-004 |        | 3               | N  | \$ 122,300             | \$ 84,255                            | \$ 38,045         | \$ 1.5403                             | \$ 2.2811                | \$ 565.24          | \$ 937.51           | \$ 100.44  | \$ -   | \$ 271.83                               | \$ 372.27                                   | \$ 69.36   | \$ 14.76   | \$ 288.15                                     |
| Edington, Mary Anne Revocable Trust                                  | 53-05-31-301-190.000-004 | 1902   | 3               | N  | \$ 161,500             | \$ -                                 | \$ 161,500        | \$ 1.5403                             | \$ 2.2811                | \$ 2,487.60        | \$ 3,824.69         | \$ 409.79  | \$ -   | \$ 927.31                               | \$ 1,337.09                                 | \$ 69.36   | \$ 14.76   | \$ 1,252.97                                   |
| Cowden, Donald L Revocable Trust                                     | 53-05-31-301-068.000-004 | 1810   | 3               | N  | \$ 7,100               | \$ -                                 | \$ 7,100          | \$ 1.5403                             | \$ 2.2811                | \$ 109.36          | \$ 181.39           | \$ 19.43   | \$ -   | \$ 52.60                                | \$ 72.03                                    | \$ -   | \$ -   | \$ 72.03                                      |
| Trimmer, William   | 53-05-31-301-134.000-004 |        | 3               | N  | \$ 188,000             | \$ 59,280                            | \$ 128,720        | \$ 1.5403                             | \$ 2.2811                | \$ 1,968.20        | \$ 3,053.02         | \$ 327.10  | \$ -   | \$ 757.72                               | \$ 1,084.82                                 | \$ 69.36   | \$ 22.20   | \$ 993.26                                     |
| Triple Crown Ventures LLC  | 53-05-31-301-100.000-004 |        | 3               | N  | \$ 29,100              | \$ -                                 | \$ 29,100         | \$ 1.5403                             | \$ 2.2811                | \$ 448.24          | \$ 743.45           | \$ 79.66   | \$ -   | \$ 215.56                               | \$ 295.21                                   | \$ -   | \$ -   | \$ 295.21                                     |
| Triple Crown Ventures LLC  | 53-05-31-301-102.000-004 |        | 3               | N  | \$ 180,900             | \$ -                                 | \$ 180,900        | \$ 1.5403                             | \$ 2.2811                | \$ 2,786.40        | \$ 4,266.31         | \$ 457.10  | \$ -   | \$ 1,022.81                             | \$ 1,479.91                                 | \$ 69.36   | \$ 14.76   | \$ 1,395.79                                   |
| Triple Crown Ventures LLC  | 53-05-31-301-112.000-004 |        | 3               | N  | \$ 29,000              | \$ -                                 | \$ 29,000         | \$ 1.5403                             | \$ 2.2811                | \$ 446.68          | \$ 740.90           | \$ 79.38   | \$ -   | \$ 214.84                               | \$ 294.22                                   | \$ -   | \$ -   | \$ 294.22                                     |
| Drummy, Deborah C  | 53-05-31-301-197.000-004 | 1375   | 3               | N  | \$ 147,400             | \$ 83,035                            | \$ 64,365         | \$ 1.5403                             | \$ 2.2811                | \$ 956.26          | \$ 1,586.11         | \$ 169.94  | \$ -   | \$ 459.91                               | \$ 629.85                                   | \$ 69.36   | \$ 22.20   | \$ 538.29                                     |
| Rosales, Elizabeth A   | 53-05-31-301-181.000-004 | 1376   | 3               | N  | \$ 121,500             | \$ 74,775                            | \$ 46,725         | \$ 1.5403                             | \$ 2.2811                | \$ 694.20          | \$ 1,151.41         | \$ 123.37  | \$ -   | \$ 333.85                               | \$ 457.21                                   | \$ 69.36   | \$ 22.20   | \$ 365.65                                     |
| Cranford, Samuel M   | 53-05-31-301-104.000-004 | 1376   | 3               | N  | \$ 133,700             | \$ 79,045                            | \$ 54,655         | \$ 1.5403                             | \$ 2.2811                | \$ 812.00          | \$ 1,346.84         | \$ 144.31  | \$ -   | \$ 390.52                               | \$ 534.84                                   | \$ 69.36   | \$ 22.20   | \$ 443.28                                     |
| Cassidy, James Watson  | 53-05-31-301-159.000-004 |        | 3               | N  | \$ 147,300             | \$ 79,360                            | \$ 67,940         | \$ 1.5403                             | \$ 2.2811                | \$ 1,014.68        | \$ 1,683.00         | \$ 180.33  | \$ -   | \$ 488.00                               | \$ 668.32                                   | \$ 69.36   | \$ 22.20   | \$ 576.76                                     |
| Baugh/Whaley Investments, LLC  | 53-05-31-301-138.000-004 | 2458   | 3               | N  | \$ 593,300             | \$ -                                 | \$ 593,300        | \$ 1.5403                             | \$ 2.2811                | \$ 9,138.60        | \$ 13,929.83        | \$ 1,492.48  | \$ -   | \$ 3,298.75                             | \$ 4,791.23                                 | \$ -   | \$ -   | \$ 4,791.23                                   |
| Collier, James E   | 53-05-31-301-095.000-004 | 2489   | 3               | N  | \$ 269,300             | \$ 114,780                           | \$ 154,520        | \$ 1.5403                             | \$ 2.2811                | \$ 2,312.34        | \$ 3,553.94         | \$ 380.77  | \$ -   | \$ 860.82                               | \$ 1,241.60                                 | \$ 69.36   | \$ 14.76   | \$ 1,157.48                                   |
| DAJA Properties LLC  | 53-05-31-301-015.000-004 |        | 3               | N  | \$ 102,500             | \$ -                                 | \$ 102,500        | \$ 1.5403                             | \$ 2.2811                | \$ 1,578.80        | \$ 2,428.49         | \$ 260.20  | \$ -   | \$ 589.50                               | \$ 849.69                                   | \$ 69.36   | \$ 14.76   | \$ 765.57                                     |
| Poole, Evan W; Wagner, Kristin E                                     | 53-05-31-301-064.000-004 |        | 3               | N  | \$ 162,400             | \$ 87,410                            | \$ 74,990         | \$ 1.5403                             | \$ 2.2811                | \$ 1,115.12        | \$ 1,849.57         | \$ 198.17  | \$ -   | \$ 536.28                               | \$ 734.45                                   | \$ -   | \$ -   | \$ 734.45                                     |
| Burch, Betty J   | 53-05-31-301-060.000-004 |        | 3               | N  | \$ 80,700              | \$ 71,495                            | \$ 9,205          | \$ 1.5403                             | \$ 2.2811                | \$ 136.76          | \$ 139.50           | \$ -   | \$ -   | \$ 2.74                                 | \$ 2.74                                     | \$ 69.36   | \$ 14.76   | \$ (81.38)                                    |
| Liles, Lena  | 53-05-31-301-127.000-004 |        | 3               | N  | \$ 72,800              | \$ 56,872                            | \$ 15,928         | \$ 1.5403                             | \$ 2.2811                | \$ 236.64          | \$ 392.49           | \$ 42.05   | \$ -   | \$ 113.81                               | \$ 155.85                                   | \$ 69.36   | \$ 22.20   | \$ 64.29                                      |
| Holdeman, Vicky L Trust  | 53-05-31-301-067.000-004 | 2055   | 3               | N  | \$ 30,000              | \$ -                                 | \$ 30,000         | \$ 1.5403                             | \$ 2.2811                | \$ 462.08          | \$ 704.36           | \$ 75.47   | \$ -   | \$ 166.81                               | \$ 242.28                                   | \$ 69.36   | \$ 22.20   | \$ 150.72                                     |
| Holdeman, Vicky L Trust  | 53-05-31-301-119.000-004 | 2055   | 3               | N  | \$ 43,700              | \$ -                                 | \$ 43,700         | \$ 1.5403                             | \$ 2.2811                | \$ 673.12          | \$ 1,026.01         | \$ 109.93  | \$ -   | \$ 242.96                               | \$ 352.89                                   | \$ 69.36   | \$ 22.20   | \$ 261.33                                     |
| DAJA Properties LLC  | 53-05-31-301-115.000-004 | 2362   | 3               | N  | \$ 29,000              | \$ -                                 | \$ 29,000         | \$ 1.5403                             | \$ 2.2811                | \$ 446.68          | \$ 680.88           | \$ 72.95   | \$ -   | \$ 161.25                               | \$ 234.20                                   | \$ 69.36   | \$ 22.20   | \$ 142.64                                     |
| Miller, Robert D & Ginger  | 53-05-31-301-113.000-004 | 1376   | 3               | N  | \$ 101,000             | \$ 64,250                            | \$ 36,750         | \$ 1.5403                             | \$ 2.2811                | \$ 546.54          | \$ 906.52           | \$ 97.13   | \$ -   | \$ 262.85                               | \$ 359.98                                   | \$ 69.36   | \$ 14.76   | \$ 275.86                                     |
| Redeemer Community Church of Bloomington Inc                         | 53-05-31-301-044.000-004 |        | 3               | N  | \$ 318,400             | \$ 318,400                           | \$ -              | \$ 1.5403                             | \$ 2.2811                | \$ -               | \$ -                | \$ -   | \$ -   | \$ -                                    | \$ -  | \$ 69.36   | \$ 22.20   | \$ (91.56)                                    |
| Redeemer Community Church of Bloomington Inc                         | 53-05-31-301-194.000-004 |        | 3               | N  | \$ 118,400             | \$ 118,400                           | \$ -              | \$ 1.5403                             | \$ 2.2811                | \$ -               | \$ -                | \$ -   | \$ -   | \$ -                                    | \$ -  | \$ -   | \$ -   | \$ -  |
| Redeemer Community Church of Bloomington Inc                         | 53-05-31-301-196.000-004 |        | 3               | N  | \$ 90,900              | \$ 90,900                            | \$ -              | \$ 1.5403                             | \$ 2.2811                | \$ -               | \$ -                | \$ -   | \$ -   | \$ -                                    | \$ -  | \$ -   | \$ -   | \$ -  |
| Finley, Marsha Elaine , L / E Iris Pansy                             | 53-05-31-301-017.000-004 |        | 3               | N  | \$ 44,000              | \$ -                                 | \$ 44,000         | \$ 1.5403                             | \$ 2.2811                | \$ 677.72          | \$ 1,124.12         | \$ 120.44  | \$ -   | \$ 325.96                               | \$ 446.40                                   | \$ -   | \$ -   | \$ 446.40                                     |
| Endwright, Randy K. & Nancy  | 53-05-31-301-086.000-004 |        | 3               | N  | \$ 150,900             | \$ 84,505                            | \$ 66,395         | \$ 1.5403                             | \$ 2.2811                | \$ 986.42          | \$ 1,636.12         | \$ 175.29  | \$ -   | \$ 474.41                               | \$ 649.70                                   | \$ 69.36   | \$ 22.20   | \$ 558.14                                     |
| Chastain, Troy & Jeanice   | 53-05-31-301-179.000-004 | 1369   | 3               | N  | \$ 125,600             | \$ 76,210                            | \$ 49,390         | \$ 1.5403                             | \$ 2.2811                | \$ 733.78          | \$ 1,217.10         | \$ 130.41  | \$ -   | \$ 352.91                               | \$ 483.32                                   | \$ 69.36   | \$ 22.20   | \$ 391.76                                     |
| Endwright, Randy K & Nancy   | 53-05-31-301-096.000-004 |        | 3               | N  | \$ 58,600              | \$ 3,000                             | \$ 55,600         | \$ 1.5403                             | \$ 2.2811                | \$ 856.40          | \$ 1,420.48         | \$ 152.19  | \$ -   | \$ 411.89                               | \$ 564.08                                   | \$ -   | \$ -   | \$ 564.08                                     |
| Crites, Amie N   | 53-05-31-301-141.000-004 | 1386   | 3               | N  | \$ 110,100             | \$ 70,785                            | \$ 39,315         | \$ 1.5403                             | \$ 2.2811                | \$ 584.10          | \$ 968.82           | \$ 103.81  | \$ -   | \$ 280.91                               | \$ 384.72                                   | \$ 69.36   | \$ 22.20   | \$ 293.16                                     |
| King, Thomas F W/L/E Lammey, Lesli Jo & Delp, Roberta Lynn           | 53-05-31-301-145.000-004 | 1378   | 3               | N  | \$ 155,300             | \$ 82,800                            | \$ 72,500         | \$ 1.5403                             | \$ 2.2811                | \$ 779.16          | \$ 1,788.65         | \$ 191.64  | \$ -   | \$ 817.85                               | \$ 1,009.49                                 | \$ 69.36   | \$ 22.20   | \$ 917.93                                     |
| King, Thomas F W/L/E Lammey, Lesli Jo & Delp, Roberta Lynn           | 53-05-31-301-146.000-004 | 1378   | 3               | N  | \$ 30,000              | \$ -                                 | \$ 30,000         | \$ 1.5403                             | \$ 2.2811                | \$ 462.08          | \$ 766.45           | \$ 82.12   | \$ -   | \$ 222.25                               | \$ 304.37                                   | \$ -   | \$ -   | \$ 304.37                                     |
| Richards, Brian D  | 53-05-31-301-098.000-004 | 1380   | 3               | N  | \$ 183,100             | \$ 96,335                            | \$ 86,765         | \$ 1.5403                             | \$ 2.2811                | \$ 1,289.06        | \$ 2,138.11         | \$ 229.09  | \$ -   | \$ 619.96                               | \$ 849.05                                   | \$ 69.36   | \$ 22.20   | \$ 757.49                                     |
| Goddin, Jeffrey K & Glenna M   | 53-05-31-301-118.000-004 |        | 3               | N  | \$ 109,100             | \$ 67,435                            | \$ 41,665         | \$ 1.5403                             | \$ 2.2811                | \$ 619.02          | \$ 1,026.74         | \$ 110.01  | \$ -   | \$ 297.71                               | \$ 407.72                                   | \$ 69.36   | \$ 22.20   | \$ 316.16                                     |
| Perkins, Herbert L & Sandra K  | 53-05-31-301-063.000-004 |        | 3               | N  | \$ 94,100              | \$ 63,680                            | \$ 30,420         | \$ 1.5403                             | \$ 2.2811                | \$ 452.66          | \$ 750.80           | \$ 80.43   | \$ -   | \$ 217.70                               | \$ 298.14                                   | \$ -   | \$ -   | \$ 298.14                                     |
| Andersen, Greg & Lori Revocable Trust                                | 53-05-31-301-174.000-004 |        | 3               | N  | \$ 133,600             | \$ -                                 | \$ 133,600        | \$ 1.5403                             | \$ 2.2811                | \$ 2,057.84        | \$ 3,163.85         | \$ 338.98  | \$ -   | \$ 767.02                               | \$ 1,106.01                                 | \$ 69.36   | \$ 14.76   | \$ 1,021.89                                   |
| Brown, Christopher Adam  | 53-05-31-301-177.000-004 |        | 3               | N  | \$ 106,300             | \$ 69,455                            | \$ 36,845         | \$ 1.5403                             | \$ 2.2811                | \$ 547.40          | \$ 907.94           | \$ 97.27   | \$ -   | \$ 263.27                               | \$ 360.54                                   | \$ 69.36   | \$ 22.20   | \$ 268.98                                     |
| Thrasher, Mark K   | 53-05-31-301-171.000-004 |        | 3               | N  | \$ 94,900              | \$ 62,465                            | \$ 32,435         | \$ 1.5403                             | \$ 2.2811                | \$ 481.88          | \$ 799.28           | \$ 85.63   | \$ -   | \$ 231.76                               | \$ 317.40                                   | \$ -   | \$ -   | \$ 317.40                                     |
| Johnson, Marcia D Revocable Trust                                    | 53-05-31-301-162.000-004 |        | 3               | N  | \$ 141,800             | \$ 77,025                            | \$ 64,775         | \$ 1.5403                             | \$ 2.2811                | \$ 965.24          | \$ 1,601.01         | \$ 171.54  | \$ -   | \$ 464.23                               | \$ 635.77                                   | \$ 69.36   | \$ 22.20   | \$ 544.21                                     |
| Gudeman, Mary Ann  | 53-05-31-301-110.000-004 |        | 3               | N  | \$ 117,800             | \$ 82,400                            | \$ 35,400         | \$ 1.5403                             | \$ 2.2811                | \$ 525.94          | \$ 872.35           | \$ 93.47   | \$ -   | \$ 252.94                               | \$ 346.41                                   | \$ 69.36   | \$ 14.76   | \$ 262.29                                     |
| KNN Properties, LLC  | 53-05-31-301-051.000-004 |        | 3               | N  | \$ 37,400              | \$ -                                 | \$ 37,400         | \$ 1.5403                             | \$ 2.2811                | \$ 576.08          | \$ 955.50           | \$ 102.38  | \$ -   | \$ 277.05                               | \$ 379.42                                   | \$ -   | \$ -   | \$ 379.42                                     |
| Ritter, Danny J  | 53-05-31-301-071.000-004 |        | 3               | N  | \$ 175,900             | \$ 75,695                            | \$ 100,205        | \$ 1.5403                             | \$ 2.2811                | \$ 1,512.32        | \$ 2,508.43         | \$ 268.77  | \$ -   | \$ 727.34                               | \$ 996.11                                   | \$ 69.36   | \$ 14.76   | \$ 911.99                                     |

# City of Bloomington



## Area #3: North Island Annexation Area - Tax Impacts Analysis

Note (1): This section shows the inc/(dec) in tax bills due to differences between township fire protection rates and the Monroe Fire Protection District fire rate

| Owner Name   | Parcel #                 | Waiver | Annexation Area | AG | 2020 Pay 2021 Gross AV | 2020 Pay 2021 Deductions /Exemptions | 2020 Pay 2021 NAV | Pre-Annex 2020 Pay 2021 Prop Tax Rate | Post-Annex Prop Tax Rate | Pre-Annex Tax Bill | Post-Annex Tax Bill | Net Tax Bill Increase Due Solely to AV Growth (12% - Aggregate over 4 years) | Net Tax Bill Increase Due to Difference Between Fire Rates (1) | Net Tax Bill Increase Due to Annexation | Total Post-Annexation Net Tax Bill Increase | Benefit 1 Yearly Sewer Bill Savings (@ 4000 Gal/Month) | Benefit 2 Yearly Fire Protection (Water Surcharge) Savings | Post-Annex Tax Bill Inc/(Dec) Net of Benefits |
|--|--------------------------|--------|-----------------|----|------------------------|--------------------------------------|-------------------|---------------------------------------|--------------------------|--------------------|---------------------|--|--|---|---|--|--|---|
| Franklin, Anthony  | 53-05-31-301-039.000-004 |        | 3               | N  | \$ 144,000             | \$ 82,650                            | \$ 61,350         | \$ 1.5403                             | \$ 2.2811                | \$ 911.48          | \$ 1,511.82         | \$ 161.98  | \$ -   | \$ 438.36                               | \$ 600.34                                   | \$ 69.36   | \$ 14.76   | \$ 516.22                                     |
| Westmoreland LLC   | 53-05-31-301-055.000-004 |        | 3               | N  | \$ 178,700             | \$ -                                 | \$ 178,700        | \$ 1.5403                             | \$ 2.2811                | \$ 2,752.52        | \$ 4,202.45         | \$ 450.26  | \$ -   | \$ 999.67                               | \$ 1,449.93                                 | \$ -   | \$ -   | \$ 1,449.93                                   |
| Roll, Douglas H  | 53-05-31-301-180.000-004 | 1365   | 3               | N  | \$ 144,500             | \$ 79,675                            | \$ 64,825         | \$ 1.5403                             | \$ 2.2811                | \$ 966.38          | \$ 1,602.89         | \$ 171.74  | \$ -   | \$ 464.77                               | \$ 636.51                                   | \$ -   | \$ -   | \$ 636.51                                     |
| Chilton, Theron G  | 53-05-31-301-025.000-004 |        | 3               | N  | \$ 127,100             | \$ 100,260                           | \$ 26,840         | \$ 1.5403                             | \$ 2.2811                | \$ 398.76          | \$ 661.40           | \$ 70.87   | \$ -   | \$ 191.77                               | \$ 262.64                                   | \$ 69.36   | \$ 14.76   | \$ 178.52                                     |
| Stewart, Darlene S F   | 53-05-31-301-035.000-004 |        | 3               | N  | \$ 126,200             | \$ 56,340                            | \$ 69,860         | \$ 1.5403                             | \$ 2.2811                | \$ 1,064.56        | \$ 1,664.72         | \$ 178.36  | \$ -   | \$ 421.80                               | \$ 600.16                                   | \$ -   | \$ -   | \$ 600.16                                     |
| Stewart, Darlene S F   | 53-05-31-301-093.000-004 |        | 3               | N  | \$ 21,000              | \$ -                                 | \$ 21,000         | \$ 1.5403                             | \$ 2.2811                | \$ 323.46          | \$ 536.51           | \$ 57.48   | \$ -   | \$ 155.57                               | \$ 213.05                                   | \$ -   | \$ -   | \$ 213.05                                     |
| Jones, Jeffrey S   | 53-05-31-301-172.000-004 |        | 3               | N  | \$ 131,100             | \$ -                                 | \$ 131,100        | \$ 1.5403                             | \$ 2.2811                | \$ 2,019.32        | \$ 3,078.04         | \$ 329.79  | \$ -   | \$ 728.93                               | \$ 1,058.72                                 | \$ 69.36   | \$ 22.20   | \$ 967.16                                     |
| Sumner, Max R  | 53-05-31-301-076.000-004 |        | 3               | N  | \$ 144,100             | \$ 82,685                            | \$ 61,415         | \$ 1.5403                             | \$ 2.2811                | \$ 912.44          | \$ 1,513.42         | \$ 162.16  | \$ -   | \$ 438.82                               | \$ 600.98                                   | \$ 69.36   | \$ 22.20   | \$ 509.42                                     |
| McCadden, Joseph T & Mollie R                                | 53-05-31-301-103.000-004 |        | 3               | N  | \$ 166,000             | \$ 86,790                            | \$ 79,210         | \$ 1.5403                             | \$ 2.2811                | \$ 1,177.68        | \$ 1,953.38         | \$ 209.29  | \$ -   | \$ 566.41                               | \$ 775.70                                   | \$ 69.36   | \$ 22.20   | \$ 684.14                                     |
| Curry, Lawrence W. & Wilma Jean                              | 53-05-31-301-187.000-004 |        | 3               | N  | \$ 164,300             | \$ 86,090                            | \$ 78,210         | \$ 1.5403                             | \$ 2.2811                | \$ 1,163.00        | \$ 1,929.01         | \$ 206.68  | \$ -   | \$ 559.33                               | \$ 766.01                                   | \$ 69.36   | \$ 14.76   | \$ 681.89                                     |
| Callanan, Patrick J & Sara Bloomer                           | 53-05-31-301-129.000-004 | 1388   | 3               | N  | \$ 151,000             | \$ 80,875                            | \$ 70,125         | \$ 1.5403                             | \$ 2.2811                | \$ 1,043.76        | \$ 1,731.23         | \$ 185.49  | \$ -   | \$ 501.98                               | \$ 687.47                                   | \$ 69.36   | \$ 37.08   | \$ 581.03                                     |
| Triple Crown Ventures LLC                                    | 53-05-31-301-117.000-004 |        | 3               | N  | \$ 29,000              | \$ -                                 | \$ 29,000         | \$ 1.5403                             | \$ 2.2811                | \$ 446.68          | \$ 740.90           | \$ 79.38   | \$ -   | \$ 214.84                               | \$ 294.22                                   | \$ -   | \$ -   | \$ 294.22                                     |
| Slater, William H Jr & Sunny K                               | 53-05-31-301-148.000-004 |        | 3               | N  | \$ 127,700             | \$ 3,000                             | \$ 124,700        | \$ 1.5403                             | \$ 2.2811                | \$ 1,920.76        | \$ 2,994.98         | \$ 320.89  | \$ -   | \$ 753.33                               | \$ 1,074.22                                 | \$ 69.36   | \$ 22.20   | \$ 982.66                                     |
| Sipes, Christopher   | 53-05-31-301-151.000-004 |        | 3               | N  | \$ 155,700             | \$ 79,675                            | \$ 76,025         | \$ 1.5403                             | \$ 2.2811                | \$ 1,138.88        | \$ 1,889.03         | \$ 202.40  | \$ -   | \$ 547.75                               | \$ 750.15                                   | \$ 69.36   | \$ 37.08   | \$ 643.71                                     |
| Triple Crown Ventures LLC                                    | 53-05-31-301-032.000-004 |        | 3               | N  | \$ 122,000             | \$ -                                 | \$ 122,000        | \$ 1.5403                             | \$ 2.2811                | \$ 1,879.16        | \$ 2,880.94         | \$ 308.67  | \$ -   | \$ 693.11                               | \$ 1,001.78                                 | \$ 69.36   | \$ 14.76   | \$ 917.66                                     |
| Triple Crown Ventures LLC                                    | 53-05-31-301-121.000-004 |        | 3               | N  | \$ 29,000              | \$ -                                 | \$ 29,000         | \$ 1.5403                             | \$ 2.2811                | \$ 446.68          | \$ 740.90           | \$ 79.38   | \$ -   | \$ 214.84                               | \$ 294.22                                   | \$ -   | \$ -   | \$ 294.22                                     |
| Toso, Justin T & Mcguire, Caitlin E                          | 53-05-31-301-016.000-004 |        | 3               | N  | \$ 122,700             | \$ 74,495                            | \$ 48,205         | \$ 1.5403                             | \$ 2.2811                | \$ 716.18          | \$ 1,187.90         | \$ 127.28  | \$ -   | \$ 344.44                               | \$ 471.72                                   | \$ 69.36   | \$ 22.20   | \$ 380.16                                     |
| Reynolds, Diana J; Howey, Patricia L                         | 53-05-31-301-059.000-004 |        | 3               | N  | \$ 89,400              | \$ -                                 | \$ 89,400         | \$ 1.5403                             | \$ 2.2811                | \$ 1,377.04        | \$ 2,098.98         | \$ 224.89  | \$ -   | \$ 497.05                               | \$ 721.94                                   | \$ 69.36   | \$ 22.20   | \$ 630.38                                     |
| Hale, Rebecca A  | 53-05-31-301-137.000-004 |        | 3               | N  | \$ 193,200             | \$ 92,695                            | \$ 100,505        | \$ 1.5403                             | \$ 2.2811                | \$ 1,502.76        | \$ 2,470.87         | \$ 264.74  | \$ -   | \$ 703.36                               | \$ 968.11                                   | \$ 69.36   | \$ 14.76   | \$ 883.99                                     |
| Reynolds, Steve E Jr & Kim Stephens                          | 53-05-31-301-018.000-004 |        | 3               | N  | \$ 95,200              | \$ 75,050                            | \$ 20,150         | \$ 1.5403                             | \$ 2.2811                | \$ 299.36          | \$ 496.55           | \$ 53.20   | \$ -   | \$ 143.99                               | \$ 197.19                                   | \$ 69.36   | \$ 22.20   | \$ 105.63                                     |
| Whiteman, Terri L  | 53-05-31-301-043.000-004 |        | 3               | N  | \$ 88,500              | \$ -                                 | \$ 88,500         | \$ 1.5403                             | \$ 2.2811                | \$ 1,363.16        | \$ 2,077.85         | \$ 222.63  | \$ -   | \$ 492.07                               | \$ 714.69                                   | \$ 69.36   | \$ 14.76   | \$ 630.57                                     |
| Llewellyn, Steven M & Arlyn E                                | 53-05-31-301-192.000-004 | 1374   | 3               | N  | \$ 148,700             | \$ 84,295                            | \$ 64,405         | \$ 1.5403                             | \$ 2.2811                | \$ 956.86          | \$ 1,587.11         | \$ 170.05  | \$ -   | \$ 460.19                               | \$ 630.25                                   | \$ 69.36   | \$ 14.76   | \$ 546.13                                     |
| Fitzgearld, Lisa Anne & Patrick J                            | 53-05-31-301-198.000-004 |        | 3               | N  | \$ 197,300             | \$ 100,605                           | \$ 96,695         | \$ 1.5403                             | \$ 2.2811                | \$ 1,436.60        | \$ 2,291.64         | \$ 245.53  | \$ -   | \$ 609.52                               | \$ 855.04                                   | \$ 69.36   | \$ 37.08   | \$ 748.60                                     |
| Hickman, Richard A.  | 53-05-31-301-157.000-004 |        | 3               | N  | \$ 48,600              | \$ 35,964                            | \$ 12,636         | \$ 1.5403                             | \$ 2.2811                | \$ 187.72          | \$ 311.37           | \$ 33.36   | \$ -   | \$ 90.30                                | \$ 123.65                                   | \$ 69.36   | \$ 14.76   | \$ 39.53                                      |
| Hsieh, Ming-Feng; Lin, Mei-Hui                               | 53-05-31-301-185.000-004 |        | 3               | N  | \$ 185,600             | \$ -                                 | \$ 185,600        | \$ 1.5403                             | \$ 2.2811                | \$ 2,858.80        | \$ 4,390.94         | \$ 470.46  | \$ -   | \$ 1,061.68                             | \$ 1,532.14                                 | \$ 69.36   | \$ 22.20   | \$ 1,440.58                                   |
| Turi, Jordan M & Turi, Jeremy L                              | 53-05-31-301-150.000-004 |        | 3               | N  | \$ 80,800              | \$ 60,530                            | \$ 20,270         | \$ 1.5403                             | \$ 2.2811                | \$ 301.16          | \$ 499.49           | \$ 53.51   | \$ -   | \$ 144.82                               | \$ 198.33                                   | \$ 69.36   | \$ 14.76   | \$ 114.21                                     |
| Padawan, Jacob Arthur  | 53-05-31-301-135.000-004 |        | 3               | N  | \$ 28,300              | \$ 20,054                            | \$ 8,246          | \$ 1.5403                             | \$ 2.2811                | \$ 123.16          | \$ 204.30           | \$ 21.90   | \$ -   | \$ 59.24                                | \$ 81.14                                    | \$ 69.36   | \$ 22.20   | \$ (10.42)                                    |
| Baumann, Carol & Terry; Baumann, Rebecca & Lisa Anne Delgado | 53-05-31-301-078.000-004 | 2194   | 3               | N  | \$ 156,700             | \$ 87,095                            | \$ 69,605         | \$ 1.5403                             | \$ 2.2811                | \$ 1,034.12        | \$ 1,715.25         | \$ 183.78  | \$ -   | \$ 497.34                               | \$ 681.13                                   | \$ 69.36   | \$ 22.20   | \$ 589.57                                     |
| Fromlak, Eve L   | 53-05-31-301-108.000-004 |        | 3               | N  | \$ 186,100             | \$ 88,785                            | \$ 97,315         | \$ 1.5403                             | \$ 2.2811                | \$ 1,454.52        | \$ 2,401.60         | \$ 257.32  | \$ -   | \$ 689.76                               | \$ 947.08                                   | \$ 69.36   | \$ 14.76   | \$ 862.96                                     |
| Fromlak, Eve L   | 53-05-31-301-083.000-004 |        | 3               | N  | \$ 49,400              | \$ -                                 | \$ 49,400         | \$ 1.5403                             | \$ 2.2811                | \$ 760.92          | \$ 1,262.08         | \$ 135.22  | \$ -   | \$ 365.94                               | \$ 501.16                                   | \$ -   | \$ -   | \$ 501.16                                     |
| Goodbeer, Christopher M; Ellis, William                      | 53-05-31-301-184.000-004 |        | 3               | N  | \$ 157,100             | \$ 87,235                            | \$ 69,865         | \$ 1.5403                             | \$ 2.2811                | \$ 1,037.98        | \$ 1,721.65         | \$ 184.47  | \$ -   | \$ 499.21                               | \$ 683.67                                   | \$ 69.36   | \$ 14.76   | \$ 599.55                                     |
| Doolittle, Gardner   | 53-05-31-301-139.000-004 |        | 3               | N  | \$ 108,800             | \$ -                                 | \$ 108,800        | \$ 1.5403                             | \$ 2.2811                | \$ 1,675.84        | \$ 2,554.47         | \$ 273.69  | \$ -   | \$ 604.93                               | \$ 878.63                                   | \$ 69.36   | \$ 14.76   | \$ 794.51                                     |
| Stewart, Darlene F   | 53-05-31-301-045.000-004 |        | 3               | N  | \$ 102,600             | \$ -                                 | \$ 102,600        | \$ 1.5403                             | \$ 2.2811                | \$ 1,580.36        | \$ 2,410.76         | \$ 258.30  | \$ -   | \$ 572.11                               | \$ 830.40                                   | \$ -   | \$ -   | \$ 830.40                                     |
| Morrison, Edna   | 53-05-31-301-142.000-004 |        | 3               | N  | \$ 110,700             | \$ 3,000                             | \$ 107,700        | \$ 1.5403                             | \$ 2.2811                | \$ 1,658.92        | \$ 2,561.55         | \$ 274.45  | \$ -   | \$ 628.18                               | \$ 902.63                                   | \$ 69.36   | \$ 22.20   | \$ 811.07                                     |
| Tullar, John   | 53-05-31-301-158.000-004 |        | 3               | N  | \$ 80,500              | \$ 60,425                            | \$ 20,075         | \$ 1.5403                             | \$ 2.2811                | \$ 298.26          | \$ 494.70           | \$ 53.00   | \$ -   | \$ 143.44                               | \$ 196.44                                   | \$ 69.36   | \$ 14.76   | \$ 112.32                                     |
| Houghtelin, John C   | 53-05-31-301-089.000-004 |        | 3               | N  | \$ 114,500             | \$ 72,325                            | \$ 42,175         | \$ 1.5403                             | \$ 2.2811                | \$ 626.60          | \$ 1,039.30         | \$ 111.35  | \$ -   | \$ 301.34                               | \$ 412.70                                   | \$ 69.36   | \$ 22.20   | \$ 321.14                                     |
| Megnin, Donna & Milroy, Donna                                | 53-05-31-301-153.000-004 |        | 3               | N  | \$ 98,800              | \$ 59,665                            | \$ 39,135         | \$ 1.5403                             | \$ 2.2811                | \$ 587.92          | \$ 975.16           | \$ 104.48  | \$ -   | \$ 282.76                               | \$ 387.24                                   | \$ 69.36   | \$ 22.20   | \$ 295.68                                     |
| Goble Family Trust   | 53-05-31-301-199.000-004 |        | 3               | N  | \$ 174,100             | \$ 89,205                            | \$ 84,895         | \$ 1.5403                             | \$ 2.2811                | \$ 1,262.80        | \$ 2,078.63         | \$ 222.70  | \$ -   | \$ 593.13                               | \$ 815.83                                   | \$ 69.36   | \$ 22.20   | \$ 724.27                                     |



# City of Bloomington

## Area #4: Central Island Annexation Area - Tax Impacts Analysis

Note (1): This section shows the inc/(dec) in tax bills due to differences between township fire protection rates and the Monroe Fire Protection District fire rate

| Owner Name   | Parcel #                 | Waiver | Annexation Area | AG | 2020 Pay 2021 Gross AV | 2020 Pay 2021 Deductions/Exemptions | 2020 Pay 2021 NAV | Pre-Annex 2020 Pay 2021 Prop Tax Rate | Post-Annex Prop Tax Rate | Pre-Annex Tax Bill | Post-Annex Tax Bill | Net Tax Bill Increase Due Solely to AV Growth (12% - Aggregate over 4 years) | Net Tax Bill Increase Due to Difference Between Fire Rates (1) | Net Tax Bill Increase Due to Annexation | Total Post-Annexation Net Tax Bill Increase | Benefit 1 Yearly Sewer Bill Savings (@ 4000 Gal/Month) | Benefit 2 Yearly Fire Protection (Water Surcharge) Savings | Post-Annex Tax Bill Inc/(Dec) Net of Benefits |
|--|--------------------------|--------|-----------------|----|------------------------|-------------------------------------|-------------------|---------------------------------------|--------------------------|--------------------|---------------------|--|--|---|---|--|--|---|
| Pless, Beth E  | 53-08-06-102-007.000-008 |        | 4               | N  | \$ 118,900             | \$ 73,760                           | \$ 45,140         | \$ 1.5437                             | \$ 2.2845                | \$ 672.12          | \$ 1,114.01         | \$ 119.36  | \$ -   | \$ 322.53                               | \$ 441.89                                   | \$ 69.36   | \$ 14.76   | \$ 357.77                                     |
| McAlear, Patrick K   | 53-08-06-100-011.000-008 |        | 4               | N  | \$ 97,900              | \$ 66,515                           | \$ 31,385         | \$ 1.5437                             | \$ 2.2845                | \$ 467.32          | \$ 774.55           | \$ 82.98   | \$ -   | \$ 224.24                               | \$ 307.23                                   | \$ 69.36   | \$ 22.20   | \$ 215.67                                     |
| Haberman, David & Haberman-Ducey, Meagan   | 53-08-06-100-023.000-008 |        | 4               | N  | \$ 123,500             | \$ 75,475                           | \$ 48,025         | \$ 1.5437                             | \$ 2.2845                | \$ 715.08          | \$ 1,185.21         | \$ 126.99  | \$ -   | \$ 343.14                               | \$ 470.13                                   | \$ 69.36   | \$ 22.20   | \$ 378.57                                     |
| Foster, James M & Marileigh H  | 53-08-06-100-096.000-008 |        | 4               | N  | \$ 189,400             | \$ 91,680                           | \$ 97,720         | \$ 1.5437                             | \$ 2.2845                | \$ 1,464.10        | \$ 2,413.98         | \$ 258.63  | \$ -   | \$ 691.24                               | \$ 949.88                                   | \$ 69.36   | \$ 22.20   | \$ 858.32                                     |
| May, Jessica Amber   | 53-08-06-102-028.000-008 |        | 4               | N  | \$ 143,500             | \$ 82,475                           | \$ 61,025         | \$ 1.5437                             | \$ 2.2845                | \$ 908.64          | \$ 1,506.04         | \$ 161.36  | \$ -   | \$ 436.04                               | \$ 597.40                                   | \$ 69.36   | \$ 22.20   | \$ 505.84                                     |
| Brinegar, James I & Barbara L  | 53-08-06-102-031.000-008 |        | 4               | N  | \$ 139,000             | \$ 91,900                           | \$ 47,100         | \$ 1.5437                             | \$ 2.2845                | \$ 129.56          | \$ 132.15           | \$ -   | \$ 24.91   | \$ 2.59                                 | \$ 2.59                                     | \$ 69.36   | \$ 22.20   | \$ (88.97)                                    |
| Davis, Jerry L   | 53-08-06-102-011.000-008 |        | 4               | N  | \$ 9,000               | \$ -                                | \$ 9,000          | \$ 1.5437                             | \$ 2.2845                | \$ 138.92          | \$ 230.28           | \$ 24.67   | \$ 43.40   | \$ 66.68                                | \$ 91.36                                    | \$ -   | \$ -   | \$ 91.36                                      |
| Combs, James A.  | 53-08-06-102-010.000-008 |        | 4               | N  | \$ 88,200              | \$ 59,595                           | \$ 28,605         | \$ 1.5437                             | \$ 2.2845                | \$ 426.74          | \$ 707.31           | \$ 75.79   | \$ -   | \$ 204.78                               | \$ 280.57                                   | \$ 69.36   | \$ 22.20   | \$ 189.01                                     |
| Koepfen, Julie L   | 53-08-06-100-037.000-008 |        | 4               | N  | \$ 141,900             | \$ -                                | \$ 141,900        | \$ 1.5437                             | \$ 2.2845                | \$ 2,190.52        | \$ 3,339.62         | \$ 357.82  | \$ -   | \$ 791.28                               | \$ 1,149.10                                 | \$ 69.36   | \$ 22.20   | \$ 1,057.54                                   |
| Burket, Mark C & Deborah J   | 53-08-06-100-072.000-008 | 2488   | 4               | N  | \$ 269,500             | \$ 115,550                          | \$ 153,950        | \$ 1.5437                             | \$ 2.2845                | \$ 2,307.84        | \$ 3,530.11         | \$ 378.23  | \$ -   | \$ 844.05                               | \$ 1,222.27                                 | \$ 69.36   | \$ 22.20   | \$ 1,130.71                                   |
| LTB Properties LLC   | 53-08-06-100-043.000-008 |        | 4               | N  | \$ 116,800             | \$ 3,000                            | \$ 113,800        | \$ 1.5437                             | \$ 2.2845                | \$ 1,567.72        | \$ 2,739.06         | \$ 293.47  | \$ -   | \$ 688.87                               | \$ 982.34                                   | \$ 69.36   | \$ 22.20   | \$ 890.78                                     |
| LTB Properties LLC   | 53-08-06-100-079.000-008 |        | 4               | N  | \$ 262,500             | \$ -                                | \$ 262,500        | \$ 1.5437                             | \$ 2.2845                | \$ 4,052.20        | \$ 6,716.40         | \$ 719.61  | \$ -   | \$ 1,944.59                             | \$ 2,664.20                                 | \$ 69.36   | \$ 22.20   | \$ 2,572.64                                   |
| Saunders, Mark Vincent   | 53-08-06-100-024.000-008 |        | 4               | N  | \$ 129,300             | \$ 77,505                           | \$ 51,795         | \$ 1.5437                             | \$ 2.2845                | \$ 199.72          | \$ 1,278.24         | \$ 136.95  | \$ -   | \$ 941.58                               | \$ 1,078.52                                 | \$ 69.36   | \$ 14.76   | \$ 994.40                                     |
| Brinegar, Erika Leigh  | 53-08-06-105-004.000-008 |        | 4               | N  | \$ 74,900              | \$ 55,426                           | \$ 19,474         | \$ 1.5437                             | \$ 2.2845                | \$ 289.96          | \$ 480.60           | \$ 51.50   | \$ -   | \$ 139.15                               | \$ 190.64                                   | \$ 69.36   | \$ 22.20   | \$ 99.08                                      |
| Rahn, Patsy B  | 53-08-06-100-064.000-008 |        | 4               | N  | \$ 104,400             | \$ 65,790                           | \$ 38,610         | \$ 1.5437                             | \$ 2.2845                | \$ 574.88          | \$ 952.86           | \$ 102.09  | \$ -   | \$ 275.89                               | \$ 377.98                                   | \$ 69.36   | \$ 14.76   | \$ 293.86                                     |
| Schweikhardt, Frank & Sarah  | 53-08-06-100-066.000-008 |        | 4               | N  | \$ 120,100             | \$ 74,285                           | \$ 45,815         | \$ 1.5437                             | \$ 2.2845                | \$ 682.16          | \$ 1,130.67         | \$ 121.15  | \$ -   | \$ 327.36                               | \$ 448.51                                   | \$ 69.36   | \$ 14.76   | \$ 364.39                                     |
| Meyerhoffer, Erik J  | 53-08-06-100-061.000-008 |        | 4               | N  | \$ 108,100             | \$ 70,085                           | \$ 38,015         | \$ 1.5437                             | \$ 2.2845                | \$ 566.04          | \$ 938.18           | \$ 100.52  | \$ -   | \$ 271.61                               | \$ 372.14                                   | \$ 69.36   | \$ 14.76   | \$ 288.02                                     |
| Rose, William S & Colleen M  | 53-08-06-100-097.000-008 |        | 4               | N  | \$ 156,700             | \$ 83,395                           | \$ 73,305         | \$ 1.5437                             | \$ 2.2845                | \$ 1,092.58        | \$ 1,810.92         | \$ 194.04  | \$ -   | \$ 524.31                               | \$ 718.34                                   | \$ 69.36   | \$ 14.76   | \$ 634.22                                     |
| Morning, Jordan T & Makayla L  | 53-08-06-102-002.000-008 |        | 4               | N  | \$ 128,900             | \$ 77,365                           | \$ 51,535         | \$ 1.5437                             | \$ 2.2845                | \$ 767.34          | \$ 1,271.83         | \$ 136.26  | \$ -   | \$ 368.22                               | \$ 504.49                                   | \$ 69.36   | \$ 14.76   | \$ 420.37                                     |
| Shine, Donald G & Virginia A   | 53-08-06-100-016.000-008 |        | 4               | N  | \$ 160,300             | \$ 85,355                           | \$ 74,945         | \$ 1.5437                             | \$ 2.2845                | \$ 1,115.92        | \$ 1,849.57         | \$ 198.16  | \$ -   | \$ 535.49                               | \$ 733.65                                   | \$ 69.36   | \$ 22.20   | \$ 642.09                                     |
| Prewitt, Dwight & Esther E Joint Revocable Trust                                   | 53-08-06-102-004.000-008 |        | 4               | N  | \$ 81,600              | \$ -                                | \$ 81,600         | \$ 1.5437                             | \$ 2.2845                | \$ 1,259.66        | \$ 1,915.85         | \$ 205.27  | \$ -   | \$ 450.92                               | \$ 656.19                                   | \$ 69.36   | \$ 14.76   | \$ 572.07                                     |
| Ryan, Robert L & Betty   | 53-08-06-102-015.000-008 |        | 4               | N  | \$ 20,500              | \$ -                                | \$ 20,500         | \$ 1.5437                             | \$ 2.2845                | \$ 316.46          | \$ 524.52           | \$ 56.20   | \$ -   | \$ 151.86                               | \$ 208.06                                   | \$ -   | \$ -   | \$ 208.06                                     |
| Ryan, Robert L & Betty L.  | 53-08-06-102-019.000-008 |        | 4               | N  | \$ 11,700              | \$ -                                | \$ 11,700         | \$ 1.5437                             | \$ 2.2845                | \$ 180.60          | \$ 299.36           | \$ 32.07   | \$ -   | \$ 86.69                                | \$ 118.76                                   | \$ -   | \$ -   | \$ 118.76                                     |
| Ryan, Robert Lewis & Betty Lou   | 53-08-06-102-013.000-008 |        | 4               | N  | \$ 40,800              | \$ -                                | \$ 40,800         | \$ 1.5437                             | \$ 2.2845                | \$ 629.84          | \$ 1,043.92         | \$ 111.85  | \$ -   | \$ 302.23                               | \$ 414.08                                   | \$ -   | \$ -   | \$ 414.08                                     |
| Koepfen, Julie L   | 53-08-06-102-014.000-008 |        | 4               | N  | \$ 114,000             | \$ -                                | \$ 114,000        | \$ 1.5437                             | \$ 2.2845                | \$ 1,759.82        | \$ 2,678.24         | \$ 286.95  | \$ -   | \$ 631.47                               | \$ 918.42                                   | \$ 69.36   | \$ 22.20   | \$ 826.86                                     |
| Pilgrim Holiness Church, Trustees Of   | 53-08-06-102-017.000-008 |        | 4               | N  | \$ 144,900             | \$ -                                | \$ 144,900        | \$ 1.5437                             | \$ 2.2845                | \$ 2,236.82        | \$ 3,402.04         | \$ 364.50  | \$ -   | \$ 800.72                               | \$ 1,165.22                                 | \$ 69.36   | \$ 14.76   | \$ 1,081.10                                   |
| Koepfen, Julie L   | 53-08-06-102-022.000-008 |        | 4               | N  | \$ 19,000              | \$ -                                | \$ 19,000         | \$ 1.5437                             | \$ 2.2845                | \$ 293.30          | \$ 446.09           | \$ 47.80   | \$ -   | \$ 105.00                               | \$ 152.79                                   | \$ 69.36   | \$ 22.20   | \$ 61.23                                      |
| Scott, Gloria F  | 53-08-06-100-012.000-008 |        | 4               | N  | \$ 84,900              | \$ 72,965                           | \$ 11,935         | \$ 1.5437                             | \$ 2.2845                | \$ 26.64           | \$ 27.17            | \$ -   | \$ -   | \$ 0.53                                 | \$ 0.53                                     | \$ 69.36   | \$ 22.20   | \$ (91.03)                                    |
| Koop, Ethel Delores  | 53-08-06-100-006.000-008 |        | 4               | N  | \$ 105,100             | \$ 69,035                           | \$ 36,065         | \$ 1.5437                             | \$ 2.2845                | \$ 537.00          | \$ 890.06           | \$ 95.37   | \$ -   | \$ 257.69                               | \$ 353.06                                   | \$ 69.36   | \$ 22.20   | \$ 261.50                                     |
| Ayers, Roger L & Dorothy L Borders   | 53-08-06-100-067.000-008 | 1701   | 4               | N  | \$ 151,900             | \$ 85,415                           | \$ 66,485         | \$ 1.5437                             | \$ 2.2845                | \$ 989.94          | \$ 1,640.79         | \$ 175.79  | \$ -   | \$ 475.05                               | \$ 650.85                                   | \$ 69.36   | \$ 22.20   | \$ 559.29                                     |
| Nahas, Adam M & Nahas, Roberta C   | 53-08-06-102-006.000-008 |        | 4               | N  | \$ 159,400             | \$ 88,400                           | \$ 71,000         | \$ 1.5437                             | \$ 2.2845                | \$ 1,062.52        | \$ 1,761.09         | \$ 188.68  | \$ -   | \$ 509.89                               | \$ 698.57                                   | \$ 69.36   | \$ 22.20   | \$ 607.01                                     |
| Wagoner, Scott H & Hood-Wagoner, Deana L   | 53-08-06-100-098.000-008 |        | 4               | N  | \$ 260,500             | \$ 123,250                          | \$ 137,250        | \$ 1.5437                             | \$ 2.2845                | \$ 2,043.60        | \$ 3,060.03         | \$ 327.86  | \$ -   | \$ 688.57                               | \$ 1,016.43                                 | \$ 69.36   | \$ 22.20   | \$ 924.87                                     |
| Webb, Twylla   | 53-08-06-100-059.000-008 |        | 4               | N  | \$ 148,600             | \$ -                                | \$ 148,600        | \$ 1.5437                             | \$ 2.2845                | \$ 2,293.94        | \$ 3,488.91         | \$ 373.81  | \$ -   | \$ 821.16                               | \$ 1,194.97                                 | \$ 69.36   | \$ 22.20   | \$ 1,103.41                                   |
| Bertin, Amber N  | 53-08-06-102-008.000-008 |        | 4               | N  | \$ 87,900              | \$ 63,015                           | \$ 24,885         | \$ 1.5437                             | \$ 2.2845                | \$ 370.52          | \$ 614.14           | \$ 65.80   | \$ -   | \$ 177.82                               | \$ 243.62                                   | \$ 69.36   | \$ 22.20   | \$ 152.06                                     |
| Michael, Stephanie N   | 53-08-06-102-001.000-008 |        | 4               | N  | \$ 146,100             | \$ 83,070                           | \$ 63,030         | \$ 1.5437                             | \$ 2.2845                | \$ 938.48          | \$ 1,555.53         | \$ 166.67  | \$ -   | \$ 450.38                               | \$ 617.05                                   | \$ -   | \$ -   | \$ 617.05                                     |
| Hazel, Lawrence J Jr & Hazel, Teresa   | 53-08-06-102-026.000-008 |        | 4               | N  | \$ 105,500             | \$ 66,175                           | \$ 39,325         | \$ 1.5437                             | \$ 2.2845                | \$ 585.52          | \$ 970.50           | \$ 103.98  | \$ -   | \$ 280.99                               | \$ 384.98                                   | \$ 69.36   | \$ 14.76   | \$ 300.86                                     |
| Leach, Steven F  | 53-08-06-102-016.000-008 |        | 4               | N  | \$ 65,400              | \$ -                                | \$ 65,400         | \$ 1.5437                             | \$ 2.2845                | \$ 1,009.58        | \$ 1,535.50         | \$ 164.52  | \$ -   | \$ 361.40                               | \$ 525.92                                   | \$ -   | \$ -   | \$ 525.92                                     |
| Peay, Lisa A   | 53-08-06-102-021.000-008 |        | 4               | N  | \$ 92,700              | \$ 63,785                           | \$ 28,915         | \$ 1.5437                             | \$ 2.2845                | \$ 430.52          | \$ 713.59           | \$ 76.46   | \$ -   | \$ 206.61                               | \$ 283.07                                   | \$ 69.36   | \$ 22.20   | \$ 191.51                                     |
| Wright, Robert James Living Trust (50% interest); Wright, Pamela Jean Living Trust | 53-08-06-104-124.000-008 |        | 4               | N  | \$ 94,300              | \$ -                                | \$ 94,300         | \$ 1.5437                             | \$ 2.2845                | \$ 1,455.72        | \$ 2,214.03         | \$ 237.22  | \$ -   | \$ 521.09                               | \$ 758.31                                   | \$ -   | \$ -   | \$ 758.31                                     |
| Cowden, Donald L Revocable Trust   | 53-08-06-104-051.000-008 |        | 4               | N  | \$ 1,900               | \$ -                                | \$ 1,900          | \$ 1.5437                             | \$ 2.2845                | \$ 29.32           | \$ 48.61            | \$ 5.21  | \$ -   | \$ 14.09                                | \$ 19.29                                    | \$ -   | \$ -   | \$ 19.29                                      |
| Nelson, Japeth & Ashlee (1/2 interest); Eller, Ronald L (1/2 interest)             | 53-08-06-104-048.000-008 | 2123   | 4               | N  | \$ 114,000             | \$ 72,150                           | \$ 41,850         | \$ 1.5437                             | \$ 2.2845                | \$ 623.12          | \$ 1,032.81         | \$ 110.66  | \$ -   | \$ 299.03                               | \$ 409.69                                   | \$ 69.36   | \$ 22.20   | \$ 318.13                                     |
| Beauchamp, Erica   | 53-08-06-104-096.000-008 |        | 4               | N  | \$ 128,500             | \$ 74,050                           | \$ 54,450         | \$ 1.5437                             | \$ 2.2845                | \$ 811.02          | \$ 1,344.23         | \$ 144.02  | \$ -   | \$ 389.18                               | \$ 533.21                                   | \$ 69.36   | \$ 22.20   | \$ 441.65                                     |
| Enyiaaku, Stephen I  | 53-08-06-104-119.000-008 |        | 4               | N  | \$ 157,800             | \$ 101,165                          | \$ 56,635         | \$ 1.5437                             | \$ 2.2845                | \$ 843.28          | \$ 860.15           | \$ -   | \$ -   | \$ 16.87                                | \$ 16.87                                    | \$ 69.36   | \$ 22.20   | \$ (74.69)                                    |
| Olyphant, Erika L  | 53-08-06-104-092.000-008 |        | 4               | N  | \$ 139,000             | \$ 80,900                           | \$ 58,100         | \$ 1.5437                             | \$ 2.2845                | \$ 865.08          | \$ 1,433.86         | \$ 153.63  | \$ -   | \$ 415.15                               | \$ 568.78                                   | \$ 69.36   | \$ 22.20   | \$ 477.22                                     |
| Pennington, Stephen Lynn & Judith A  | 53-08-06-104-097.000-008 |        | 4               | N  | \$ 150,600             | \$ 84,960                           | \$ 65,640         | \$ 1.5437                             | \$ 2.2845                | \$ 977.36          | \$ 1,619.94         | \$ 173.57  | \$ -   | \$ 469.01                               | \$ 642.58                                   | \$ 69.36   | \$ 22.20   | \$ 551.02                                     |
| Kajii, George & Yoneko   | 53-08-06-104-049.000-008 |        | 4               | N  | \$ 136,700             | \$ -                                | \$ 136,700        | \$ 1.5437                             | \$ 2.2845                | \$ 2,110.24        | \$ 3,209.52         | \$ 343.88  | \$ -   | \$ 755.40                               | \$ 1,099.28                                 | \$ 69.36   | \$ 22.20   | \$ 1,007.72                                   |
| Cowden, Donald L Revocable Trust   | 53-08-06-104-050.000-008 |        | 4               | N  | \$ 1,900               | \$ -                                | \$ 1,900          | \$ 1.5437                             | \$ 2.2845                | \$ 29.32           | \$ 48.61            | \$ 5.21  | \$ -   | \$ 14.09                                | \$ 19.29                                    | \$ -   | \$ -   | \$ 19.29                                      |
| Cloud, Jacqueline K  | 53-08-06-104-052.000-008 | 2374   | 4               | N  | \$ 155,100             | \$ 86,535                           | \$ 68,565         | \$ 1.5437                             | \$ 2.2845                | \$ 1,020.92        | \$ 1,692.12         | \$ 181.30  | \$ -   | \$ 489.90                               | \$ 671.20                                   | \$ 69.36   | \$ 22.20   | \$ 579.64                                     |
| Felling, Camilla E   | 53-08-06-104-123.000-008 | 2395   | 4               | N  | \$ 160,700             | \$ 85,495                           | \$ 75,205         | \$ 1.5437                             | \$ 2.2845                | \$ 1,119.76        | \$ 1,855.99         | \$ 198.86  | \$ -   | \$ 53                                   |   |  |  |   |

# City of Bloomington

## Area #4: Central Island Annexation Area - Tax Impacts Analysis

Note (1): This section shows the inc/(dec) in tax bills due to differences between township fire protection rates and the Monroe Fire Protection District fire rate

| Owner Name   | Parcel #                 | Waiver | Annexation Area | AG | 2020 Pay 2021 Gross AV | 2020 Pay 2021 Deductions /Exemptions | 2020 Pay 2021 NAV | Pre-Annex 2020 Pay 2021 Prop Tax Rate | Post-Annex Prop Tax Rate | Pre-Annex Tax Bill | Post-Annex Tax Bill | Net Tax Bill Increase Due Solely to AV Growth (12% - Aggregate over 4 years) | Net Tax Bill Increase Due to Difference Between Fire Rates (1) | Net Tax Bill Increase Due to Annexation | Total Post-Annexation Net Tax Bill Increase | Benefit 1 Yearly Sewer Bill Savings (@ 4000 Gal/Month) | Benefit 2 Yearly Fire Protection (Water Surcharge) Savings | Post-Annex Tax Bill Inc/(Dec) Net of Benefits |
|--|--------------------------|--------|-----------------|----|------------------------|--------------------------------------|-------------------|---------------------------------------|--------------------------|--------------------|---------------------|--|--|---|---|--|--|---|
| Hanna, Donald E Family Trust & Hanna, Virginia Carol Rev Liv Trust | 53-08-06-104-100.000-008 |        | 4               | N  | \$ 33,500              | \$ -                                 | \$ 33,500         | \$ 1.5437                             | \$ 2.2845                | \$ 517.14          | \$ 857.14           | \$ 91.84   | \$ -   | \$ 248.16                               | \$ 340.00                                   | \$ -   | \$ -   | \$ 340.00                                     |
| Terry, Bethany G   | 53-08-06-104-099.000-008 | 2092   | 4               | N  | \$ 146,000             | \$ 83,350                            | \$ 62,650         | \$ 1.5437                             | \$ 2.2845                | \$ 932.84          | \$ 1,546.15         | \$ 165.66  | \$ -   | \$ 447.65                               | \$ 613.31                                   | \$ 69.36   | \$ 22.20   | \$ 521.75                                     |
| Erickson, John A   | 53-08-06-104-054.000-008 | 2445   | 4               | N  | \$ 174,100             | \$ 90,185                            | \$ 83,915         | \$ 1.5437                             | \$ 2.2845                | \$ 1,249.48        | \$ 2,040.43         | \$ 218.62  | \$ -   | \$ 572.33                               | \$ 790.95                                   | \$ 69.36   | \$ 22.20   | \$ 699.39                                     |
| Wallen, James; Defever, Elke                                       | 53-08-06-104-059.000-008 | 1497   | 4               | N  | \$ 178,400             | \$ 91,515                            | \$ 86,885         | \$ 1.5437                             | \$ 2.2845                | \$ 1,293.96        | \$ 2,098.44         | \$ 224.83  | \$ -   | \$ 579.65                               | \$ 804.48                                   | \$ 69.36   | \$ 22.20   | \$ 712.92                                     |
| Hodges, Regina R   | 53-08-06-104-098.000-008 |        | 4               | N  | \$ 157,200             | \$ 87,270                            | \$ 69,930         | \$ 1.5437                             | \$ 2.2845                | \$ 1,041.24        | \$ 1,725.81         | \$ 184.92  | \$ -   | \$ 499.65                               | \$ 684.57                                   | \$ 69.36   | \$ 22.20   | \$ 593.01                                     |
| Post, Paul R & Kristy W  | 53-08-06-104-094.000-008 | 2395   | 4               | N  | \$ 143,200             | \$ 82,370                            | \$ 60,830         | \$ 1.5437                             | \$ 2.2845                | \$ 905.72          | \$ 1,501.23         | \$ 160.85  | \$ -   | \$ 434.65                               | \$ 595.51                                   | \$ 69.36   | \$ 22.20   | \$ 503.95                                     |
| Warren, Sandra Lee   | 53-08-06-104-053.000-008 |        | 4               | N  | \$ 131,600             | \$ 78,310                            | \$ 53,290         | \$ 1.5437                             | \$ 2.2845                | \$ 793.48          | \$ 1,315.15         | \$ 140.91  | \$ -   | \$ 380.76                               | \$ 521.67                                   | \$ 69.36   | \$ 22.20   | \$ 430.11                                     |
| Reyes, Raymond & Rosanna Amantia                                   | 53-08-06-104-058.000-008 |        | 4               | N  | \$ 126,000             | \$ 76,350                            | \$ 49,650         | \$ 1.5437                             | \$ 2.2845                | \$ 739.28          | \$ 1,225.31         | \$ 131.28  | \$ -   | \$ 354.75                               | \$ 486.03                                   | \$ 69.36   | \$ 22.20   | \$ 394.47                                     |
| Brinson, Alexis  | 53-08-06-104-057.000-008 | 1421   | 4               | N  | \$ 151,900             | \$ 121,375                           | \$ 30,525         | \$ 1.5437                             | \$ 2.2845                | \$ 454.50          | \$ 753.33           | \$ 80.71   | \$ -   | \$ 218.11                               | \$ 298.83                                   | \$ 69.36   | \$ 22.20   | \$ 207.27                                     |
| Brackney, Susan M  | 53-08-06-102-023.000-008 |        | 4               | N  | \$ 72,200              | \$ 56,428                            | \$ 15,772         | \$ 1.5437                             | \$ 2.2845                | \$ 234.84          | \$ 389.25           | \$ 41.71   | \$ -   | \$ 112.70                               | \$ 154.41                                   | \$ 69.36   | \$ 22.20   | \$ 62.85                                      |
| Elaine, Joy  | 53-08-06-104-093.000-008 | 2105   | 4               | N  | \$ 152,100             | \$ 84,085                            | \$ 68,015         | \$ 1.5437                             | \$ 2.2845                | \$ 1,013.28        | \$ 1,679.46         | \$ 179.95  | \$ -   | \$ 486.23                               | \$ 666.18                                   | \$ 69.36   | \$ 22.20   | \$ 574.62                                     |
| Ruiz, Leslie C & Francisco D Lemus                                 | 53-08-06-104-122.000-008 |        | 4               | N  | \$ 182,700             | \$ 96,195                            | \$ 86,505         | \$ 1.5437                             | \$ 2.2845                | \$ 1,288.04        | \$ 2,134.87         | \$ 228.74  | \$ -   | \$ 618.09                               | \$ 846.83                                   | \$ 69.36   | \$ 22.20   | \$ 755.27                                     |
| Sowder, Rhoten K.  | 53-08-06-100-071.000-008 |        | 4               | N  | \$ 173,800             | \$ -                                 | \$ 173,800        | \$ 1.5437                             | \$ 2.2845                | \$ 2,682.96        | \$ 4,200.50         | \$ 450.05  | \$ -   | \$ 1,067.49                             | \$ 1,517.54                                 | \$ 69.36   | \$ 22.20   | \$ 1,425.98                                   |
| Shady Acres Dev Corp   | 53-08-06-106-068.000-008 |        | 4               | N  | \$ 1,297,000           | \$ 3,000                             | \$ 1,294,000      | \$ 1.5437                             | \$ 2.2845                | \$ 19,975.48       | \$ 30,448.46        | \$ 3,262.33  | \$ -   | \$ 7,210.64                             | \$ 10,472.98                                | \$ 69.36   | \$ 118.68  | \$ 10,284.94                                  |
| Small, Donald E & Anita D  | 53-08-06-102-032.000-008 |        | 4               | N  | \$ 115,800             | \$ 72,780                            | \$ 43,020         | \$ 1.5437                             | \$ 2.2845                | \$ 640.56          | \$ 1,061.68         | \$ 113.74  | \$ -   | \$ 307.38                               | \$ 421.12                                   | \$ 69.36   | \$ 14.76   | \$ 337.00                                     |
| Ladd, Norman A, Pamela J & Ladd, Simon N                           | 53-08-06-105-001.000-008 |        | 4               | N  | \$ 99,400              | \$ -                                 | \$ 99,400         | \$ 1.5437                             | \$ 2.2845                | \$ 1,534.44        | \$ 2,333.77         | \$ 250.05  | \$ -   | \$ 549.28                               | \$ 799.33                                   | \$ 69.36   | \$ 22.20   | \$ 707.77                                     |
| Ettinger, Miranda R  | 53-08-06-100-019.000-008 |        | 4               | N  | \$ 138,700             | \$ 80,795                            | \$ 57,905         | \$ 1.5437                             | \$ 2.2845                | \$ 862.18          | \$ 1,429.04         | \$ 153.12  | \$ -   | \$ 413.74                               | \$ 566.86                                   | \$ 69.36   | \$ 22.20   | \$ 475.30                                     |
| Bryan Rental Inc   | 53-08-06-100-027.000-008 | 1632   | 4               | N  | \$ 218,200             | \$ -                                 | \$ 218,200        | \$ 1.5437                             | \$ 2.2845                | \$ 3,368.36        | \$ 5,582.93         | \$ 598.17  | \$ -   | \$ 1,616.40                             | \$ 2,214.57                                 | \$ -   | \$ -   | \$ 2,214.57                                   |
| Doc-Premier Landmark MOB LLC                                       | 53-08-06-100-027.001-008 | 1632   | 4               | N  | \$ 260,900             | \$ -                                 | \$ 260,900        | \$ 1.5437                             | \$ 2.2845                | \$ 4,027.52        | \$ 6,675.46         | \$ 715.23  | \$ -   | \$ 1,932.72                             | \$ 2,647.94                                 | \$ -   | \$ -   | \$ 2,647.94                                   |
| Cook, Andrew D & Daniela P   | 53-08-06-100-010.000-008 |        | 4               | N  | \$ 165,000             | \$ 89,685                            | \$ 75,315         | \$ 1.5437                             | \$ 2.2845                | \$ 1,121.40        | \$ 1,858.70         | \$ 199.15  | \$ -   | \$ 538.15                               | \$ 737.30                                   | \$ 69.36   | \$ 22.20   | \$ 645.74                                     |
| Moffet Properties LLC  | 53-08-06-100-034.000-008 |        | 4               | N  | \$ 345,400             | \$ -                                 | \$ 345,400        | \$ 1.5437                             | \$ 2.2845                | \$ 5,331.94        | \$ 8,109.49         | \$ 868.87  | \$ -   | \$ 1,908.68                             | \$ 2,777.55                                 | \$ -   | \$ -   | \$ 2,777.55                                   |
| Leach, Steven F  | 53-08-06-102-009.000-008 |        | 4               | N  | \$ 115,300             | \$ 69,605                            | \$ 45,695         | \$ 1.5437                             | \$ 2.2845                | \$ 680.38          | \$ 1,127.70         | \$ 120.82  | \$ -   | \$ 326.51                               | \$ 447.32                                   | \$ 69.36   | \$ 22.20   | \$ 355.76                                     |
| Walker, Nina Irene & David R                                       | 53-08-06-100-026.000-008 |        | 4               | N  | \$ 141,300             | \$ 93,625                            | \$ 47,675         | \$ 1.5437                             | \$ 2.2845                | \$ 709.86          | \$ 1,176.57         | \$ 126.06  | \$ -   | \$ 340.65                               | \$ 466.71                                   | \$ 69.36   | \$ 14.76   | \$ 382.59                                     |
| Shuffitt, Arvine W & Patricia                                      | 53-08-06-100-040.000-008 |        | 4               | N  | \$ 267,800             | \$ 119,830                           | \$ 147,970        | \$ 1.5437                             | \$ 2.2845                | \$ 2,208.14        | \$ 3,278.72         | \$ 351.28  | \$ -   | \$ 719.29                               | \$ 1,070.58                                 | \$ 69.36   | \$ 22.20   | \$ 979.02                                     |
| Rimrock Storage Bloomington LLC                                    | 53-08-06-100-089.000-008 |        | 4               | N  | \$ 51,000              | \$ -                                 | \$ 51,000         | \$ 1.5437                             | \$ 2.2845                | \$ 787.28          | \$ 1,304.90         | \$ 139.81  | \$ -   | \$ 377.81                               | \$ 517.62                                   | \$ -   | \$ -   | \$ 517.62                                     |
| Geyer, Zachary E   | 53-08-06-100-074.000-008 |        | 4               | N  | \$ 165,100             | \$ 90,035                            | \$ 75,065         | \$ 1.5437                             | \$ 2.2845                | \$ 1,117.68        | \$ 1,852.53         | \$ 198.49  | \$ -   | \$ 536.36                               | \$ 734.85                                   | \$ 69.36   | \$ 22.20   | \$ 643.29                                     |
| Ryan, Robert Louis & Betty Lou                                     | 53-08-06-100-069.000-008 |        | 4               | N  | \$ 153,800             | \$ 90,430                            | \$ 63,370         | \$ 1.5437                             | \$ 2.2845                | \$ 212.16          | \$ 1,568.44         | \$ 168.04  | \$ -   | \$ 1,188.24                             | \$ 1,356.28                                 | \$ 69.36   | \$ 14.76   | \$ 1,272.16                                   |
| Rose, William S & Colleen M  | 53-08-06-106-002.000-008 |        | 4               | N  | \$ 18,800              | \$ -                                 | \$ 18,800         | \$ 1.5437                             | \$ 2.2845                | \$ 290.22          | \$ 481.02           | \$ 51.54   | \$ -   | \$ 139.26                               | \$ 190.80                                   | \$ -   | \$ -   | \$ 190.80                                     |
| Wamathai, William & Hilary Kanyl                                   | 53-08-06-100-001.000-008 | 1634   | 4               | N  | \$ 136,000             | \$ 79,850                            | \$ 56,150         | \$ 1.5437                             | \$ 2.2845                | \$ 836.04          | \$ 1,385.72         | \$ 148.47  | \$ -   | \$ 401.21                               | \$ 549.68                                   | \$ 69.36   | \$ 22.20   | \$ 458.12                                     |
| Rubeck, Kurt   | 53-08-06-106-003.000-008 |        | 4               | N  | \$ 110,500             | \$ -                                 | \$ 110,500        | \$ 1.5437                             | \$ 2.2845                | \$ 1,705.80        | \$ 2,594.38         | \$ 277.97  | \$ -   | \$ 610.61                               | \$ 888.58                                   | \$ 69.36   | \$ 22.20   | \$ 797.02                                     |
| Kline, Dorothy & Keith   | 53-08-06-107-003.000-008 |        | 4               | N  | \$ 89,000              | \$ 60,400                            | \$ 28,600         | \$ 1.5437                             | \$ 2.2845                | \$ 425.84          | \$ 705.81           | \$ 75.62   | \$ -   | \$ 204.35                               | \$ 279.97                                   | \$ 69.36   | \$ 14.76   | \$ 195.85                                     |
| Goehl, Spencer; Williams, Heather                                  | 53-08-06-107-001.000-008 |        | 4               | N  | \$ 174,800             | \$ 93,360                            | \$ 81,440         | \$ 1.5437                             | \$ 2.2845                | \$ 1,212.60        | \$ 2,009.86         | \$ 215.35  | \$ -   | \$ 581.92                               | \$ 797.26                                   | \$ 69.36   | \$ 14.76   | \$ 713.14                                     |
| Burnham, John Thomas   | 53-08-06-100-007.000-008 |        | 4               | N  | \$ 102,900             | \$ 68,265                            | \$ 34,635         | \$ 1.5437                             | \$ 2.2845                | \$ 515.70          | \$ 854.75           | \$ 91.58   | \$ -   | \$ 247.47                               | \$ 339.05                                   | \$ 69.36   | \$ 22.20   | \$ 247.49                                     |
| Shine, Donald G & Virginia A                                       | 53-08-06-100-002.000-008 | 2335   | 4               | N  | \$ 160,400             | \$ -                                 | \$ 160,400        | \$ 1.5437                             | \$ 2.2845                | \$ 2,476.08        | \$ 3,816.13         | \$ 408.87  | \$ -   | \$ 931.17                               | \$ 1,340.05                                 | \$ 69.36   | \$ 14.76   | \$ 1,255.93                                   |
| Deischer, William Patton   | 53-08-06-100-005.000-008 |        | 4               | N  | \$ 204,500             | \$ 103,825                           | \$ 100,675        | \$ 1.5437                             | \$ 2.2845                | \$ 1,499.00        | \$ 2,398.98         | \$ 257.03  | \$ -   | \$ 642.95                               | \$ 899.98                                   | \$ 69.36   | \$ 22.20   | \$ 808.42                                     |
| C & S Inc  | 53-08-06-104-117.000-008 |        | 4               | N  | \$ 418,800             | \$ -                                 | \$ 418,800        | \$ 1.5437                             | \$ 2.2845                | \$ 6,465.02        | \$ 10,715.54        | \$ 1,148.09  | \$ -   | \$ 3,102.43                             | \$ 4,250.52                                 | \$ 69.36   | \$ 74.16   | \$ 4,107.00                                   |
| Rimrock Storage Bloomington LLC                                    | 53-08-06-100-080.000-008 |        | 4               | N  | \$ 28,000              | \$ -                                 | \$ 28,000         | \$ 1.5437                             | \$ 2.2845                | \$ 432.24          | \$ 716.42           | \$ 76.76   | \$ -   | \$ 207.42                               | \$ 284.18                                   | \$ -   | \$ -   | \$ 284.18                                     |
| Sipes, Anthony D   | 53-08-06-100-031.000-008 | 2277   | 4               | N  | \$ 150,300             | \$ 84,855                            | \$ 65,445         | \$ 1.5437                             | \$ 2.2845                | \$ 974.44          | \$ 1,615.11         | \$ 173.04  | \$ -   | \$ 467.63                               | \$ 640.67                                   | \$ 69.36   | \$ 22.20   | \$ 549.11                                     |
| Brinegar, Ronald E. & Deloris A.                                   | 53-08-06-102-003.000-008 | 2465   | 4               | N  | \$ 95,500              | \$ -                                 | \$ 95,500         | \$ 1.5437                             | \$ 2.2845                | \$ 1,474.24        | \$ 2,242.20         | \$ 240.24  | \$ -   | \$ 527.73                               | \$ 767.96                                   | \$ 69.36   | \$ 14.76   | \$ 683.84                                     |
| Shine, Donald G & Virginia A                                       | 53-08-06-100-046.000-008 | 2337   | 4               | N  | \$ 120,900             | \$ -                                 | \$ 120,900        | \$ 1.5437                             | \$ 2.2845                | \$ 1,866.32        | \$ 2,841.09         | \$ 304.40  | \$ -   | \$ 670.36                               | \$ 974.77                                   | \$ 69.36   | \$ 22.20   | \$ 883.21                                     |
| Patton, Michael D. Sr.   | 53-08-06-100-073.000-008 |        | 4               | N  | \$ 180,200             | \$ 92,145                            | \$ 88,055         | \$ 1.5437                             | \$ 2.2845                | \$ 1,311.38        | \$ 2,119.88         | \$ 227.14  | \$ -   | \$ 581.36                               | \$ 808.50                                   | \$ 69.36   | \$ 22.20   | \$ 716.94                                     |
| Lesueur, James C   | 53-08-06-102-018.000-008 |        | 4               | N  | \$ 150,900             | \$ 82,065                            | \$ 68,835         | \$ 1.5437                             | \$ 2.2845                | \$ 1,024.92        | \$ 1,698.77         | \$ 182.01  | \$ -   | \$ 491.85                               | \$ 673.85                                   | \$ 69.36   | \$ 22.20   | \$ 582.29                                     |
| Young, David E Trust   | 53-08-06-100-001.000-008 |        | 4               | N  | \$ 190,700             | \$ -                                 | \$ 190,700        | \$ 1.5437                             | \$ 2.2845                | \$ 2,943.84        | \$ 4,665.37         | \$ 499.86  | \$ -   | \$ 1,221.67                             | \$ 1,721.53                                 | \$ 69.36   | \$ 22.20   | \$ 1,629.97                                   |
| Howard, Rhiannon E & Preston A                                     | 53-08-06-102-027.000-008 |        | 4               | N  | \$ 140,900             | \$ 81,565                            | \$ 59,335         | \$ 1.5437                             | \$ 2.2845                | \$ 883.48          | \$ 1,464.32         | \$ 156.89  | \$ -   | \$ 403.98                               | \$ 580.84                                   | \$ 69.36   | \$ 14.76   | \$ 496.72                                     |
| C & S Inc  | 53-08-06-104-055.000-008 | 1856   | 4               | N  | \$ 406,200             | \$ -                                 | \$ 406,200        | \$ 1.5437                             | \$ 2.2845                | \$ 6,270.52        | \$ 10,393.15        | \$ 1,113.55  | \$ -   | \$ 3,029.06                             | \$ 4,122.63                                 | \$ -   | \$ -   | \$ 4,122.63                                   |
| Young, David E Trust   | 53-08-06-100-003.000-008 |        | 4               | N  | \$ 322,700             | \$ -                                 | \$ 322,700        | \$ 1.5437                             | \$ 2.2845                | \$ 4,981.52        | \$ 7,576.95         | \$ 811.82  | \$ -   | \$ 1,783.62                             | \$ 2,595.43                                 | \$ 69.36   | \$ 14.76   | \$ 2,511.31                                   |
| Davis, Jerry Lee & Brenda  | 53-08-06-102-030.000-008 |        | 4               | N  | \$ 110,000             | \$ 81,050                            | \$ 28,950         | \$ 1.5437                             | \$ 2.2845                | \$ 65.58           | \$ 66.89            | \$ -   | \$ -   | \$ 1.31                                 | \$ 1.31                                     | \$ 69.36   | \$ 22.20   | \$ (90.25)                                    |
| Padgett, Emilie  | 53-08-06-100-063.000-008 |        | 4               | N  | \$ 193,500             | \$ 89,485                            | \$ 104,015        | \$ 1.5437                             | \$ 2.2845                | \$ 1,560.46        | \$ 2,564.18         | \$ 274.74  | \$ -   | \$ 728.98                               | \$ 1,003.72                                 | \$ 69.36   | \$ 22.20   | \$ 912.16                                     |
| CJ Satellite LLC   | 53-08-06-100-0           |        |                 |    |                        |                                      |                   |                                       |                          |                    |                     |  |  |   |   |  |  |   |

# City of Bloomington

## Area #5: South Island Annexation Area - Tax Impacts Analysis

Note (1): This section shows the inc/(dec) in tax bills due to differences between township fire protection rates and the Monroe Fire Protection District fire rate

| Owner Name                                  | Parcel #                 | Waiver | Annexation Area | AG | 2020 Pay 2021 Gross AV | 2020 Pay 2021 Deductions /Exemptions | 2020 Pay 2021 NAV | Pre-Annex 2020 Pay 2021 Prop Tax Rate | Post-Annex Prop Tax Rate | Pre-Annex Tax Bill | Post-Annex Tax Bill | Net Tax Bill Increase Due Solely to AV Growth (12% - Aggregate over 4 years) | Net Tax Bill Increase Due to Difference Between Fire Rates (1) | Net Tax Bill Increase Due to Annexation | Total Post-Annexation Net Tax Bill Increase | Benefit 1 Yearly Sewer Bill Savings (@ 4000 Gal/Month) | Benefit 2 Yearly Fire Protection (Water Surcharge) Savings | Post-Annex Tax Bill Inc/(Dec) Net of Benefits |
|---|--------------------------|--------|-----------------|----|------------------------|--------------------------------------|-------------------|---------------------------------------|--------------------------|--------------------|---------------------|--|--|---|---|--|--|---|
| Bland, Gary & Janice                        | 53-08-06-104-028.000-008 | 1664   | 5               | N  | \$ 239,200             | \$ -                                 | \$ 239,200        | \$ 1.5437                             | \$ 2.2845                | \$ 3,692.52        | \$ 5,939.82         | \$ 636.41  | \$ -   | \$ 1,610.89                             | \$ 2,247.30                                 | \$ -   | \$ -   | \$ 2,247.30                                   |
| Hunter Bloomington Properties LLC           | 53-08-06-104-006.000-008 |        | 5               | N  | \$ 181,600             | \$ -                                 | \$ 181,600        | \$ 1.5437                             | \$ 2.2845                | \$ 2,803.36        | \$ 4,263.71         | \$ 456.83  | \$ -   | \$ 1,003.52                             | \$ 1,460.35                                 | \$ 69.36   | \$ 22.20   | \$ 1,368.79                                   |
| Hunter Bloomington Properties LLC           | 53-08-06-104-074.000-008 |        | 5               | N  | \$ 22,200              | \$ -                                 | \$ 22,200         | \$ 1.5437                             | \$ 2.2845                | \$ 342.70          | \$ 568.02           | \$ 60.86   | \$ -   | \$ 164.46                               | \$ 225.32                                   | \$ -   | \$ -   | \$ 225.32                                     |
| Rogers, J. Aaron                            | 53-08-06-104-031.000-008 | 2198   | 5               | N  | \$ 117,000             | \$ 73,200                            | \$ 43,800         | \$ 1.5437                             | \$ 2.2845                | \$ 652.16          | \$ 1,080.93         | \$ 115.81  | \$ -   | \$ 312.96                               | \$ 428.77                                   | \$ 69.36   | \$ 14.76   | \$ 344.65                                     |
| Byers, Susan M                              | 53-08-07-200-008.000-008 |        | 5               | N  | \$ 170,200             | \$ 81,960                            | \$ 88,240         | \$ 1.5437                             | \$ 2.2845                | \$ 1,324.60        | \$ 2,195.47         | \$ 235.23  | \$ -   | \$ 635.64                               | \$ 870.87                                   | \$ 69.36   | \$ 22.20   | \$ 779.31                                     |
| Furnish, Mark A & Jiayin                    | 53-08-07-200-027.000-008 |        | 5               | N  | \$ 213,300             | \$ 100,920                           | \$ 112,380        | \$ 1.5437                             | \$ 2.2845                | \$ 1,681.00        | \$ 2,664.22         | \$ 285.46  | \$ 502.11  | \$ 697.76                               | \$ 983.22                                   | \$ 69.36   | \$ 22.20   | \$ 891.66                                     |
| Woods, James O & Christine M                | 53-08-06-104-030.000-008 | 2289   | 5               | N  | \$ 250,800             | \$ 117,965                           | \$ 132,835        | \$ 1.5437                             | \$ 2.2845                | \$ 1,979.46        | \$ 2,957.22         | \$ 316.84  | \$ 557.33  | \$ 660.92                               | \$ 977.76                                   | \$ 69.36   | \$ 22.20   | \$ 886.20                                     |
| Clark, Adam W & Amber D                     | 53-08-06-104-073.000-008 |        | 5               | N  | \$ 28,500              | \$ -                                 | \$ 28,500         | \$ 1.5437                             | \$ 2.2845                | \$ 439.96          | \$ 729.21           | \$ 78.13   | \$ -   | \$ 211.12                               | \$ 289.25                                   | \$ -   | \$ -   | \$ 289.25                                     |
| Scott, Rebecca J                            | 53-08-05-300-020.000-008 |        | 5               | N  | \$ 172,100             | \$ -                                 | \$ 172,100        | \$ 1.5437                             | \$ 2.2845                | \$ 2,656.72        | \$ 4,067.85         | \$ 435.84  | \$ -   | \$ 975.29                               | \$ 1,411.13                                 | \$ -   | \$ -   | \$ 1,411.13                                   |
| Brand, Becky Jean                           | 53-08-07-200-028.000-008 |        | 5               | N  | \$ 106,600             | \$ 66,560                            | \$ 40,040         | \$ 1.5437                             | \$ 2.2845                | \$ 596.18          | \$ 988.15           | \$ 105.88  | \$ -   | \$ 286.09                               | \$ 391.97                                   | \$ 69.36   | \$ 14.76   | \$ 307.85                                     |
| Lewis, Shawn R                              | 53-08-07-200-021.000-008 | 1657   | 5               | N  | \$ 121,700             | \$ 73,130                            | \$ 48,570         | \$ 1.5437                             | \$ 2.2845                | \$ 724.22          | \$ 1,200.37         | \$ 128.60  | \$ -   | \$ 347.55                               | \$ 476.15                                   | \$ 69.36   | \$ 22.20   | \$ 384.59                                     |
| McQueen, Eric G & Julie A                   | 53-08-07-200-054.000-008 |        | 5               | N  | \$ 169,600             | \$ 91,610                            | \$ 77,990         | \$ 1.5437                             | \$ 2.2845                | \$ 1,161.24        | \$ 1,924.72         | \$ 206.22  | \$ -   | \$ 557.26                               | \$ 763.48                                   | \$ 69.36   | \$ 14.76   | \$ 679.36                                     |
| Sowder, Rhoten                              | 53-08-06-300-009.000-008 |        | 5               | N  | \$ 157,900             | \$ 3,000                             | \$ 154,900        | \$ 1.5437                             | \$ 2.2845                | \$ 2,391.20        | \$ 3,646.31         | \$ 390.68  | \$ -   | \$ 864.44                               | \$ 1,255.11                                 | \$ 69.36   | \$ 22.20   | \$ 1,163.55                                   |
| Sowder, Rhoten                              | 53-08-07-200-047.000-008 |        | 5               | N  | \$ 28,900              | \$ -                                 | \$ 28,900         | \$ 1.5437                             | \$ 2.2845                | \$ 446.12          | \$ 739.44           | \$ 79.23   | \$ -   | \$ 214.10                               | \$ 293.32                                   | \$ -   | \$ -   | \$ 293.32                                     |
| Raney, Cheryl Lynn                          | 53-08-06-300-012.000-008 | 2326   | 5               | N  | \$ 102,400             | \$ 68,090                            | \$ 34,310         | \$ 1.5437                             | \$ 2.2845                | \$ 510.86          | \$ 846.73           | \$ 90.72   | \$ -   | \$ 245.16                               | \$ 335.87                                   | \$ 69.36   | \$ 14.76   | \$ 251.75                                     |
| Wr, Rentals                                 | 53-08-06-404-004.000-008 |        | 5               | N  | \$ -                   | \$ -                                 | \$ -              | \$ 1.5437                             | \$ 2.2845                | \$ -               | \$ -                | \$ -   | \$ -   | \$ -                                    | \$ -  | \$ -   | \$ -   | \$ -  |
| Pelican Property Services LLC               | 53-08-06-404-003.000-008 |        | 5               | N  | \$ 82,400              | \$ -                                 | \$ 82,400         | \$ 1.5437                             | \$ 2.2845                | \$ 1,272.00        | \$ 1,934.63         | \$ 207.28  | \$ -   | \$ 455.35                               | \$ 662.63                                   | \$ 69.36   | \$ 14.76   | \$ 578.51                                     |
| Snyder, Jill                                | 53-08-06-404-002.000-008 | 2516   | 5               | N  | \$ 71,500              | \$ -                                 | \$ 71,500         | \$ 1.5437                             | \$ 2.2845                | \$ 1,103.76        | \$ 1,678.72         | \$ 179.86  | \$ -   | \$ 395.09                               | \$ 574.96                                   | \$ -   | \$ -   | \$ 574.96                                     |
| Scott, Rebecca J                            | 53-08-05-300-007.000-008 |        | 5               | N  | \$ 341,600             | \$ 102,215                           | \$ 239,385        | \$ 1.5437                             | \$ 2.2845                | \$ 3,640.28        | \$ 5,896.29         | \$ 631.74  | \$ -   | \$ 1,624.27                             | \$ 2,256.01                                 | \$ 69.36   | \$ 22.20   | \$ 2,164.45                                   |
| Royer, Robert E & Suzanne R                 | 53-08-06-300-008.000-008 |        | 5               | N  | \$ 179,100             | \$ 91,830                            | \$ 87,270         | \$ 1.5437                             | \$ 2.2845                | \$ 1,299.58        | \$ 2,104.03         | \$ 225.42  | \$ -   | \$ 579.03                               | \$ 804.45                                   | \$ 69.36   | \$ 14.76   | \$ 720.33                                     |
| Smith, D W Family Trust                     | 53-08-06-300-002.000-008 | 1106   | 5               | N  | \$ 175,000             | \$ 87,560                            | \$ 87,440         | \$ 1.5437                             | \$ 2.2845                | \$ 1,306.56        | \$ 2,165.57         | \$ 232.03  | \$ -   | \$ 626.98                               | \$ 859.01                                   | \$ 69.36   | \$ 37.08   | \$ 752.57                                     |
| Bullard, Emma E                             | 53-08-06-404-005.000-008 |        | 5               | N  | \$ 117,400             | \$ 87,340                            | \$ 30,060         | \$ 1.5437                             | \$ 2.2845                | \$ 447.60          | \$ 456.55           | \$ -   | \$ -   | \$ 8.95                                 | \$ 8.95                                     | \$ 69.36   | \$ 22.20   | \$ (82.61)                                    |
| Royer, Robert E                             | 53-08-06-300-010.000-008 | 2494   | 5               | N  | \$ 96,600              | \$ -                                 | \$ 96,600         | \$ 1.5437                             | \$ 2.2845                | \$ 1,491.22        | \$ 2,290.58         | \$ 245.42  | \$ -   | \$ 553.94                               | \$ 799.36                                   | \$ 69.36   | \$ 14.76   | \$ 715.24                                     |
| Royer, Chas. O.                             | 53-08-06-300-003.000-008 |        | 5               | N  | \$ 5,600               | \$ -                                 | \$ 5,600          | \$ 1.5437                             | \$ 2.2845                | \$ 86.44           | \$ 143.28           | \$ 15.35   | \$ -   | \$ 41.49                                | \$ 56.84                                    | \$ -   | \$ -   | \$ 56.84                                      |
| City of Bloomington Board of Public Works   | 53-08-06-300-019.000-008 |        | 5               | N  | \$ -                   | \$ -                                 | \$ -              | \$ 1.5437                             | \$ 2.2845                | \$ -               | \$ -                | \$ -   | \$ -   | \$ -                                    | \$ -  | \$ -   | \$ -   | \$ -  |
| Woodard, Grant L; Freygang, Thea I          | 53-08-07-200-007.000-008 |        | 5               | N  | \$ 271,600             | \$ 123,425                           | \$ 148,175        | \$ 1.5437                             | \$ 2.2845                | \$ 2,210.72        | \$ 3,275.93         | \$ 350.99  | \$ -   | \$ 714.22                               | \$ 1,065.21                                 | \$ 69.36   | \$ 14.76   | \$ 981.09                                     |
| Gunnels, Samuel; Bradburn, Sarah            | 53-08-07-200-032.000-008 |        | 5               | N  | \$ 144,800             | \$ 82,755                            | \$ 62,045         | \$ 1.5437                             | \$ 2.2845                | \$ 923.84          | \$ 1,531.21         | \$ 164.05  | \$ -   | \$ 443.32                               | \$ 607.37                                   | \$ 69.36   | \$ 14.76   | \$ 523.25                                     |
| Ausbrook, Michael K & Paluszkiwicz, Ewa M   | 53-08-07-200-011.000-008 |        | 5               | N  | \$ 141,700             | \$ -                                 | \$ 141,700        | \$ 1.5437                             | \$ 2.2845                | \$ 2,187.42        | \$ 3,326.91         | \$ 356.45  | \$ -   | \$ 783.04                               | \$ 1,139.49                                 | \$ 69.36   | \$ 14.76   | \$ 1,055.37                                   |
| Kannady, Jack H & Twila A                   | 53-08-07-200-004.000-008 |        | 5               | N  | \$ 145,600             | \$ 83,210                            | \$ 62,390         | \$ 1.5437                             | \$ 2.2845                | \$ 928.96          | \$ 1,539.73         | \$ 164.98  | \$ -   | \$ 445.80                               | \$ 610.77                                   | \$ 69.36   | \$ 22.20   | \$ 519.21                                     |
| Goodall, Bradley James & Jill               | 53-08-06-104-026.000-008 | 2281   | 5               | N  | \$ 171,900             | \$ 89,415                            | \$ 82,485         | \$ 1.5437                             | \$ 2.2845                | \$ 1,228.16        | \$ 2,014.24         | \$ 215.81  | \$ -   | \$ 570.27                               | \$ 786.08                                   | \$ 69.36   | \$ 14.76   | \$ 701.96                                     |
| McMillian, Jeffrey D & Deb                  | 53-08-06-104-115.000-008 |        | 5               | N  | \$ 105,400             | \$ 3,000                             | \$ 102,400        | \$ 1.5437                             | \$ 2.2845                | \$ 1,580.76        | \$ 2,471.40         | \$ 264.79  | \$ -   | \$ 625.85                               | \$ 890.64                                   | \$ 69.36   | \$ 22.20   | \$ 799.08                                     |
| Hunter Bloomington Properties LLC           | 53-08-05-300-032.000-008 | 2067   | 5               | N  | \$ 9,693,200           | \$ -                                 | \$ 9,693,200      | \$ 1.5437                             | \$ 2.2845                | \$ 149,633.92      | \$ 227,582.38       | \$ 24,383.83   | \$ -   | \$ 53,564.63                            | \$ 77,948.46                                | \$ -   | \$ -   | \$ 77,948.46                                  |
| Hunter Bloomington Properties LLC           | 53-08-05-300-030.000-008 | 2067   | 5               | N  | \$ 1,749,900           | \$ -                                 | \$ 1,749,900      | \$ 1.5437                             | \$ 2.2845                | \$ 27,013.20       | \$ 44,773.45        | \$ 4,797.16  | \$ -   | \$ 12,963.09                            | \$ 17,760.25                                | \$ 69.36   | \$ 74.16   | \$ 17,616.73                                  |
| Board Of Commissioners Monroe County, The   | 53-08-06-104-126.000-008 |        | 5               | N  | \$ -                   | \$ -                                 | \$ -              | \$ 1.5437                             | \$ 2.2845                | \$ -               | \$ -                | \$ -   | \$ -   | \$ -                                    | \$ -  | \$ -   | \$ -   | \$ -  |
| State Of Indiana Dept Of National Resources | 53-08-07-200-045.000-009 |        | 5               | N  | \$ -                   | \$ -                                 | \$ -              | \$ 2.0669                             | \$ 2.0675                | \$ -               | \$ -                | \$ -   | \$ -   | \$ -                                    | \$ -  | \$ -   | \$ -   | \$ -  |
| Scott, Rebecca J                            | 53-08-06-104-004.000-008 |        | 5               | N  | \$ 151,900             | \$ -                                 | \$ 151,900        | \$ 1.5437                             | \$ 2.2845                | \$ 2,344.88        | \$ 3,566.39         | \$ 382.11  | \$ -   | \$ 839.40                               | \$ 1,221.51                                 | \$ 69.36   | \$ 37.08   | \$ 1,115.07                                   |
| Hunter Bloomington Properties LLC           | 53-08-06-104-075.000-008 |        | 5               | N  | \$ 123,000             | \$ -                                 | \$ 123,000        | \$ 1.5437                             | \$ 2.2845                | \$ 1,898.76        | \$ 2,890.81         | \$ 309.73  | \$ -   | \$ 682.32                               | \$ 992.05                                   | \$ 69.36   | \$ 37.08   | \$ 885.61                                     |
| Lee, David M & Kelly S                      | 53-08-06-104-077.000-008 |        | 5               | N  | \$ 140,600             | \$ 81,355                            | \$ 59,245         | \$ 1.5437                             | \$ 2.2845                | \$ 882.14          | \$ 1,462.10         | \$ 156.65  | \$ -   | \$ 423.31                               | \$ 579.96                                   | \$ 69.36   | \$ 22.20   | \$ 488.40                                     |
| Legacy Real Estate Group LLC                | 53-08-06-104-068.000-008 |        | 5               | N  | \$ 111,900             | \$ -                                 | \$ 111,900        | \$ 1.5437                             | \$ 2.2845                | \$ 1,727.40        | \$ 2,627.25         | \$ 281.49  | \$ -   | \$ 618.36                               | \$ 899.85                                   | \$ 69.36   | \$ 74.16   | \$ 756.33                                     |
| Ward, Michael Blake & Karen Susanne         | 53-08-07-200-013.000-008 |        | 5               | N  | \$ 368,200             | \$ 158,120                           | \$ 210,080        | \$ 1.5437                             | \$ 2.2845                | \$ 3,128.00        | \$ 4,350.43         | \$ 466.12  | \$ -   | \$ 756.31                               | \$ 1,222.43                                 | \$ 69.36   | \$ 14.76   | \$ 1,138.31                                   |
| Parks, Brenda                               | 53-08-07-200-043.000-008 |        | 5               | N  | \$ 135,900             | \$ 76,535                            | \$ 59,365         | \$ 1.5437                             | \$ 2.2845                | \$ 884.36          | \$ 1,465.80         | \$ 157.05  | \$ -   | \$ 424.38                               | \$ 581.44                                   | \$ 69.36   | \$ 22.20   | \$ 489.88                                     |
| Board Of Commissioners Monroe County, The   | 53-08-06-104-114.000-008 |        | 5               | N  | \$ -                   | \$ -                                 | \$ -              | \$ 1.5437                             | \$ 2.2845                | \$ -               | \$ -                | \$ -   | \$ -   | \$ -                                    | \$ -  | \$ -   | \$ -   | \$ -  |
| Justice, Noel D                             | 53-08-07-200-044.000-008 |        | 5               | N  | \$ 194,600             | \$ 97,220                            | \$ 97,380         | \$ 1.5437                             | \$ 2.2845                | \$ 1,450.16        | \$ 2,289.88         | \$ 245.35  | \$ -   | \$ 594.37                               | \$ 839.72                                   | \$ 69.36   | \$ 14.76   | \$ 755.60                                     |
| He, Yuan                                    | 53-08-07-200-018.000-008 |        | 5               | N  | \$ 183,700             | \$ -                                 | \$ 183,700        | \$ 1.5437                             | \$ 2.2845                | \$ 2,835.78        | \$ 4,317.86         | \$ 462.63  | \$ -   | \$ 1,019.45                             | \$ 1,482.08                                 | \$ 69.36   | \$ 14.76   | \$ 1,397.96                                   |
| Lawson, Floyd K & Rose                      | 53-08-07-200-053.000-008 | 2119   | 5               | N  | \$ 264,100             | \$ 136,205                           | \$ 127,895        | \$ 1.5437                             | \$ 2.2845                | \$ 1,910.02        | \$ 2,921.66         | \$ 313.05  | \$ -   | \$ 698.59                               | \$ 1,011.64                                 | \$ 69.36   | \$ 22.20   | \$ 920.08                                     |
| McMillian, Jeffrey D & Deborah A            | 53-08-06-104-047.000-008 |        | 5               | N  | \$ 203,100             | \$ 102,985                           | \$ 100,115        | \$ 1.5437                             | \$ 2.2845                | \$ 1,490.68        | \$ 2,371.50         | \$ 254.09  | \$ -   | \$ 626.73                               | \$ 880.82                                   | \$ 69.36   | \$ 22.20   | \$ 789.26                                     |
| Hunter Bloomington Properties LLC           | 53-08-05-300-017.001-008 | 2120   | 5               | N  | \$ 11,443,300          | \$ -                                 | \$ 11,443,300     | \$ 1.5437                             | \$ 2.2845                | \$ 176,650.22      | \$ 268,672.21       | \$ 28,786.31   | \$ -   | \$ 63,235.68                            | \$ 92,021.99                                | \$ -   | \$ -   | \$ 92,021.99                                  |
| Hunter Bloomington Properties LLC           | 53-08-05-300-017.002-008 | 2120   | 5               | N  | \$ 21,800              | \$ -                                 | \$ 21,800         | \$ 1.5437                             | \$ 2.2845                | \$ 336.52          | \$ 557.78           | \$ 59.76   | \$ -   | \$ 161.50                               | \$ 221.26                                   | \$ -   | \$ -   | \$ 221.26                                     |
| Hunter Bloomington Properties LLC           | 53-01-43-291-110.000-008 | 1655   | 5               | N  | \$ 12,067,100          | \$ -                                 | \$ 12,067,100     | \$ 1.5437                             | \$ 2.2845                | \$ 186,279.82      | \$ 283,318.13       | \$ 30,355.51   | \$ -   | \$ 66,682.80                            | \$ 97,038.31                                | \$ 69.36   | \$ 37.08   | \$ 96,931.87                                  |

# City of Bloomington

## Area #5: South Island Annexation Area - Tax Impacts Analysis

Note (1): This section shows the inc/(dec) in tax bills due to differences between township fire protection rates and the Monroe Fire Protection District fire rate

| Owner Name                                   | Parcel #                 | Waiver | Annexation Area | AG | 2020 Pay 2021 Gross AV | 2020 Pay 2021 Deductions /Exemptions | 2020 Pay 2021 NAV | Pre-Annex 2020 Pay 2021 Prop Tax Rate | Post-Annex Prop Tax Rate | Pre-Annex Tax Bill | Post-Annex Tax Bill | Net Tax Bill Increase Due Solely to AV Growth (12% - Aggregate over 4 years) | Net Tax Bill Increase Due to Difference Between Fire Rates (1) | Net Tax Bill Increase Due to Annexation | Total Post-Annexation Net Tax Bill Increase | Benefit 1 Yearly Sewer Bill Savings (@ 4000 Gal/Month) | Benefit 2 Yearly Fire Protection (Water Surcharge) Savings | Post-Annex Tax Bill Inc/(Dec) Net of Benefits |
|--|--------------------------|--------|-----------------|----|------------------------|--------------------------------------|-------------------|---------------------------------------|--------------------------|--------------------|---------------------|--|--|---|---|--|--|---|
| H & L Spine LLC & Ramble on Properties LLC   | 53-01-43-291-120.000-008 | 1655   | 5               | N  | \$ -                   | \$ -                                 | \$ -              | \$ 1.5437                             | \$ 2.2845                | \$ -               | \$ -                | \$ -   | \$ -   | \$ -                                    | \$ -  | \$ -   | \$ -   | \$ -  |
| H & L Spine LLC                              | 53-08-07-101-006.021-008 | 1655   | 5               | N  | \$ 485,700             | \$ -                                 | \$ 485,700        | \$ 1.5437                             | \$ 2.2845                | \$ 7,497.76        | \$ 12,427.26        | \$ 1,331.49  | \$ -   | \$ 3,598.01                             | \$ 4,929.50                                 | \$ 69.36   | \$ 22.20   | \$ 4,837.94                                   |
| Ramble on Properties LLC                     | 53-08-07-101-006.022-008 | 1655   | 5               | N  | \$ 481,700             | \$ -                                 | \$ 481,700        | \$ 1.5437                             | \$ 2.2845                | \$ 7,436.00        | \$ 12,324.92        | \$ 1,320.53  | \$ -   | \$ 3,568.39                             | \$ 4,888.92                                 | \$ -   | \$ -   | \$ 4,888.92                                   |
| Joe Kemp Construction LLC                    | 53-08-07-101-001.000-008 |        | 5               | N  | \$ 1,700               | \$ -                                 | \$ 1,700          | \$ 1.5437                             | \$ 2.2845                | \$ 26.24           | \$ 43.50            | \$ 4.66  | \$ -   | \$ 12.60                                | \$ 17.26                                    | \$ -   | \$ -   | \$ 17.26                                      |
| Joe Kemp Construction LLC                    | 53-01-43-291-140.000-008 |        | 5               | N  | \$ 4,800               | \$ -                                 | \$ 4,800          | \$ 1.5437                             | \$ 2.2845                | \$ 74.10           | \$ 122.81           | \$ 13.16   | \$ -   | \$ 35.56                                | \$ 48.71                                    | \$ -   | \$ -   | \$ 48.71                                      |
| Hunter Bloomington Properties LLC            | 53-08-07-101-005.000-008 | 1655   | 5               | N  | \$ 4,548,100           | \$ -                                 | \$ 4,548,100      | \$ 1.5437                             | \$ 2.2845                | \$ 70,209.02       | \$ 106,782.84       | \$ 11,441.02   | \$ -   | \$ 25,132.80                            | \$ 36,573.82                                | \$ 69.36   | \$ 37.08   | \$ 36,467.38                                  |
| Wright, Anthony & Candice                    | 53-08-07-200-056.000-008 |        | 5               | N  | \$ 141,900             | \$ 77,785                            | \$ 64,115         | \$ 1.5437                             | \$ 2.2845                | \$ 959.48          | \$ 1,590.28         | \$ 170.39  | \$ -   | \$ 460.41                               | \$ 630.80                                   | \$ 69.36   | \$ 14.76   | \$ 546.68                                     |
| Gee, Ernest C. & Carolyn S.                  | 53-08-06-104-043.000-008 | 2285   | 5               | N  | \$ 163,700             | \$ 86,230                            | \$ 77,470         | \$ 1.5437                             | \$ 2.2845                | \$ 1,154.00        | \$ 1,912.70         | \$ 204.92  | \$ -   | \$ 553.77                               | \$ 758.70                                   | \$ 69.36   | \$ 14.76   | \$ 674.58                                     |
| Clendening, Michael Scott & Lori Ann         | 53-08-06-104-044.000-008 | 2353   | 5               | N  | \$ 166,300             | \$ 88,915                            | \$ 77,385         | \$ 1.5437                             | \$ 2.2845                | \$ 1,153.00        | \$ 1,911.06         | \$ 204.75  | \$ -   | \$ 553.30                               | \$ 758.06                                   | \$ 69.36   | \$ 22.20   | \$ 666.50                                     |
| Morrow, Sheila D                             | 53-08-06-104-079.000-008 |        | 5               | N  | \$ 333,500             | \$ 146,245                           | \$ 187,255        | \$ 1.5437                             | \$ 2.2845                | \$ 2,790.80        | \$ 3,967.45         | \$ 425.09  | \$ -   | \$ 751.56                               | \$ 1,176.65                                 | \$ 69.36   | \$ 22.20   | \$ 1,085.09                                   |
| Patterson, Doris G & Chambers, John R        | 53-08-06-104-002.000-008 |        | 5               | N  | \$ 193,800             | \$ 63,550                            | \$ 130,250        | \$ 1.5437                             | \$ 2.2845                | \$ 1,991.80        | \$ 3,101.54         | \$ 332.31  | \$ -   | \$ 777.43                               | \$ 1,109.74                                 | \$ 69.36   | \$ 22.20   | \$ 1,018.18                                   |
| Patterson, Doris G & Chambers, John Robert   | 53-08-06-104-044.005-008 |        | 5               | N  | \$ 122,500             | \$ -                                 | \$ 122,500        | \$ 1.5437                             | \$ 2.2845                | \$ 1,891.04        | \$ 2,881.18         | \$ 308.70  | \$ -   | \$ 681.44                               | \$ 990.14                                   | \$ -   | \$ -   | \$ 990.14                                     |
| Reynolds, Diana J McGuire; Howey, Patricia L | 53-08-06-104-064.000-008 |        | 5               | N  | \$ 224,700             | \$ -                                 | \$ 224,700        | \$ 1.5437                             | \$ 2.2845                | \$ 3,468.68        | \$ 5,275.63         | \$ 565.25  | \$ -   | \$ 1,241.71                             | \$ 1,806.95                                 | \$ -   | \$ -   | \$ 1,806.95                                   |
| Hunter Bloomington Properties LLC            | 53-08-06-104-010.000-008 | 2026   | 5               | N  | \$ 1,409,800           | \$ -                                 | \$ 1,409,800      | \$ 1.5437                             | \$ 2.2845                | \$ 21,763.08       | \$ 33,100.07        | \$ 3,546.44  | \$ -   | \$ 7,790.56                             | \$ 11,336.99                                | \$ -   | \$ -   | \$ 11,336.99                                  |
| Hunter Bloomington Properties LLC            | 53-08-06-104-104.000-008 | 2026   | 5               | N  | \$ 1,406,300           | \$ -                                 | \$ 1,406,300      | \$ 1.5437                             | \$ 2.2845                | \$ 21,709.04       | \$ 33,017.90        | \$ 3,537.63  | \$ -   | \$ 7,771.23                             | \$ 11,308.86                                | \$ 69.36   | \$ 22.20   | \$ 11,217.30                                  |
| Reinhold, Manjula                            | 53-08-06-104-020.000-008 |        | 5               | N  | \$ 121,900             | \$ -                                 | \$ 121,900        | \$ 1.5437                             | \$ 2.2845                | \$ 1,881.76        | \$ 2,862.04         | \$ 306.65  | \$ -   | \$ 673.63                               | \$ 980.28                                   | \$ 69.36   | \$ 22.20   | \$ 888.72                                     |
| Reinhold, Manjula                            | 53-08-06-104-080.000-008 |        | 5               | N  | \$ 18,100              | \$ -                                 | \$ 18,100         | \$ 1.5437                             | \$ 2.2845                | \$ 279.40          | \$ 463.11           | \$ 49.62   | \$ -   | \$ 134.09                               | \$ 183.71                                   | \$ -   | \$ -   | \$ 183.71                                     |
| Knoble, Rachel M                             | 53-08-07-200-015.000-008 |        | 5               | N  | \$ 145,200             | \$ 79,545                            | \$ 65,655         | \$ 1.5437                             | \$ 2.2845                | \$ 978.40          | \$ 1,621.67         | \$ 173.76  | \$ -   | \$ 469.51                               | \$ 643.27                                   | \$ 69.36   | \$ 22.20   | \$ 551.71                                     |
| Horton, Chester Dale & Loretta               | 53-08-07-200-006.000-008 |        | 5               | N  | \$ 223,900             | \$ 79,300                            | \$ 144,600        | \$ 1.5437                             | \$ 2.2845                | \$ 2,197.32        | \$ 3,496.76         | \$ 374.65  | \$ -   | \$ 924.79                               | \$ 1,299.44                                 | \$ 69.36   | \$ 14.76   | \$ 1,215.32                                   |
| Woodard, Grant L; Freygang, Thea I           | 53-08-07-200-002.000-008 |        | 5               | N  | \$ 3,200               | \$ -                                 | \$ 3,200          | \$ 1.5437                             | \$ 2.2845                | \$ 49.40           | \$ 81.88            | \$ 8.77  | \$ -   | \$ 23.70                                | \$ 32.48                                    | \$ -   | \$ -   | \$ 32.48                                      |
| Wright, Hubert R & Mary C                    | 53-08-07-200-041.000-008 |        | 5               | N  | \$ 211,900             | \$ 84,725                            | \$ 127,175        | \$ 1.5437                             | \$ 2.2845                | \$ 1,922.82        | \$ 3,187.01         | \$ 341.47  | \$ -   | \$ 922.72                               | \$ 1,264.19                                 | \$ 69.36   | \$ 22.20   | \$ 1,172.63                                   |
| Staton, Caleb Michael                        | 53-08-07-200-016.000-008 |        | 5               | N  | \$ 206,700             | \$ 94,900                            | \$ 111,800        | \$ 1.5437                             | \$ 2.2845                | \$ 1,678.16        | \$ 2,730.72         | \$ 292.58  | \$ -   | \$ 759.99                               | \$ 1,052.56                                 | \$ 69.36   | \$ 14.76   | \$ 968.44                                     |
| Snyder, Jill                                 | 53-08-06-404-001.000-008 |        | 5               | N  | \$ 69,900              | \$ -                                 | \$ 69,900         | \$ 1.5437                             | \$ 2.2845                | \$ 1,079.04        | \$ 1,641.15         | \$ 175.84  | \$ -   | \$ 386.27                               | \$ 562.11                                   | \$ 69.36   | \$ 14.76   | \$ 477.99                                     |
| Sowder, Rhoten                               | 53-08-06-300-005.000-008 |        | 5               | N  | \$ 391,500             | \$ -                                 | \$ 391,500        | \$ 1.5437                             | \$ 2.2845                | \$ 6,043.58        | \$ 9,191.86         | \$ 984.84  | \$ -   | \$ 2,163.43                             | \$ 3,148.28                                 | \$ 69.36   | \$ 37.08   | \$ 3,041.84                                   |
| Kennedy, David B & April J                   | 53-08-07-200-024.000-008 | 1019   | 5               | N  | \$ 134,400             | \$ 76,150                            | \$ 58,250         | \$ 1.5437                             | \$ 2.2845                | \$ 867.52          | \$ 1,437.91         | \$ 154.06  | \$ -   | \$ 416.33                               | \$ 570.39                                   | \$ 69.36   | \$ 22.20   | \$ 478.83                                     |
| Wu, Theodore Ta Jen & Amy Frisa              | 53-08-06-104-021.000-008 | 2288   | 5               | N  | \$ 184,100             | \$ 96,335                            | \$ 87,765         | \$ 1.5437                             | \$ 2.2845                | \$ 1,306.80        | \$ 2,145.38         | \$ 229.87  | \$ -   | \$ 608.72                               | \$ 838.58                                   | \$ 69.36   | \$ 22.20   | \$ 747.02                                     |
| Parks, William E                             | 53-08-06-104-110.000-008 |        | 5               | N  | \$ 11,800              | \$ -                                 | \$ 11,800         | \$ 1.5437                             | \$ 2.2845                | \$ 182.16          | \$ 301.92           | \$ 32.35   | \$ -   | \$ 87.41                                | \$ 119.76                                   | \$ -   | \$ -   | \$ 119.76                                     |
| Parks, William E                             | 53-08-06-104-109.000-008 |        | 5               | N  | \$ 12,300              | \$ -                                 | \$ 12,300         | \$ 1.5437                             | \$ 2.2845                | \$ 189.88          | \$ 314.71           | \$ 33.72   | \$ -   | \$ 91.11                                | \$ 124.83                                   | \$ -   | \$ -   | \$ 124.83                                     |

# City of Bloomington

## Area #5: South Island Annexation Area - Tax Impacts Analysis

Note (1): This section shows the inc/(dec) in tax bills due to differences between township fire protection rates and the Monroe Fire Protection District fire rate

| Owner Name                            | Parcel #                 | Waiver | Annexation Area | AG | 2020 Pay 2021 Gross AV | 2020 Pay 2021 Deductions /Exemptions | 2020 Pay 2021 NAV | Pre-Annex 2020 Pay 2021 Prop Tax Rate | Post-Annex Prop Tax Rate | Pre-Annex Tax Bill | Post-Annex Tax Bill | Net Tax Bill Increase Due Solely to AV Growth (12% - Aggregate over 4 years) | Net Tax Bill Increase Due to Difference Between Fire Rates (1) | Net Tax Bill Increase Due to Annexation | Total Post-Annexation Net Tax Bill Increase | Benefit 1 Yearly Sewer Bill Savings (@ 4000 Gal/Month) | Benefit 2 Yearly Fire Protection (Water Surcharge) Savings | Post-Annex Tax Bill Inc/(Dec) Net of Benefits |
|---------------------------------------|--------------------------|--------|-----------------|----|------------------------|--------------------------------------|-------------------|---------------------------------------|--------------------------|--------------------|---------------------|--|--|---|---|--|--|---|
| Lamb, Joseph J.                       | 53-08-06-104-101.000-008 |        | 5               | N  | \$ 20,800              | \$ -                                 | \$ 20,800         | \$ 1.5437                             | \$ 2.2845                | \$ 321.08          | \$ 532.19           | \$ 57.02   | \$ -   | \$ 154.09                               | \$ 211.11                                   | \$ -   | \$ -   | \$ 211.11                                     |
| Hunter Bloomington Properties LLC     | 53-08-06-104-035.000-008 |        | 5               | N  | \$ 21,800              | \$ -                                 | \$ 21,800         | \$ 1.5437                             | \$ 2.2845                | \$ 336.52          | \$ 557.78           | \$ 59.76   | \$ -   | \$ 161.50                               | \$ 221.26                                   | \$ -   | \$ -   | \$ 221.26                                     |
| Freeman, Durward & Janice             | 53-08-06-104-107.000-008 | 2283   | 5               | N  | \$ 42,900              | \$ -                                 | \$ 42,900         | \$ 1.5437                             | \$ 2.2845                | \$ 662.24          | \$ 1,007.23         | \$ 107.92  | \$ -   | \$ 237.07                               | \$ 344.99                                   | \$ 69.36   | \$ 22.20   | \$ 253.43                                     |
| Scott, Robert & Tina                  | 53-08-06-104-014.000-008 | 2308   | 5               | N  | \$ 127,800             | \$ 73,980                            | \$ 53,820         | \$ 1.5437                             | \$ 2.2845                | \$ 801.36          | \$ 1,328.22         | \$ 142.30  | \$ -   | \$ 384.56                               | \$ 526.86                                   | \$ 69.36   | \$ 22.20   | \$ 435.30                                     |
| Lambe, Alan J & Kelly L               | 53-08-06-104-003.000-008 | 2310   | 5               | N  | \$ 255,300             | \$ 113,915                           | \$ 141,385        | \$ 1.5437                             | \$ 2.2845                | \$ 2,112.50        | \$ 3,190.17         | \$ 341.80  | \$ -   | \$ 735.87                               | \$ 1,077.67                                 | \$ 69.36   | \$ 22.20   | \$ 986.11                                     |
| McMillian, Jeffrey D & Deborah A      | 53-08-06-104-042.000-008 |        | 5               | N  | \$ 10,200              | \$ -                                 | \$ 10,200         | \$ 1.5437                             | \$ 2.2845                | \$ 157.46          | \$ 260.98           | \$ 27.96   | \$ -   | \$ 75.56                                | \$ 103.52                                   | \$ -   | \$ -   | \$ 103.52                                     |
| Bettler, Manjula                      | 53-08-06-104-045.000-008 | 1371   | 5               | N  | \$ 135,100             | \$ -                                 | \$ 135,100        | \$ 1.5437                             | \$ 2.2845                | \$ 2,085.54        | \$ 3,171.95         | \$ 339.85  | \$ -   | \$ 746.56                               | \$ 1,086.41                                 | \$ 69.36   | \$ 22.20   | \$ 994.85                                     |
| Hunter Bloomington Properties LLC     | 53-08-06-104-040.000-008 |        | 5               | N  | \$ 8,383,500           | \$ -                                 | \$ 8,383,500      | \$ 1.5437                             | \$ 2.2845                | \$ 129,416.08      | \$ 196,832.51       | \$ 21,089.20   | \$ -   | \$ 46,327.23                            | \$ 67,416.43                                | \$ -   | \$ -   | \$ 67,416.43                                  |
| Hunter Bloomington Properties LLC     | 53-08-06-104-029.000-008 |        | 5               | N  | \$ 1,487,400           | \$ -                                 | \$ 1,487,400      | \$ 1.5437                             | \$ 2.2845                | \$ 22,961.00       | \$ 38,057.05        | \$ 4,077.54  | \$ -   | \$ 11,018.51                            | \$ 15,096.05                                | \$ -   | \$ -   | \$ 15,096.05                                  |
| Legacy Real Estate Group LLC          | 53-08-06-104-070.000-008 |        | 5               | N  | \$ 336,700             | \$ -                                 | \$ 336,700        | \$ 1.5437                             | \$ 2.2845                | \$ 5,197.64        | \$ 8,154.58         | \$ 873.70  | \$ -   | \$ 2,083.23                             | \$ 2,956.94                                 | \$ -   | \$ -   | \$ 2,956.94                                   |
| Curts, Natalie J                      | 53-08-06-104-022.000-008 |        | 5               | N  | \$ 15,800              | \$ -                                 | \$ 15,800         | \$ 1.5437                             | \$ 2.2845                | \$ 243.90          | \$ 404.26           | \$ 43.31   | \$ -   | \$ 117.05                               | \$ 160.36                                   | \$ -   | \$ -   | \$ 160.36                                     |
| Curts, Natalie J                      | 53-08-06-104-016.000-008 | 2350   | 5               | N  | \$ 260,500             | \$ 122,795                           | \$ 137,705        | \$ 1.5437                             | \$ 2.2845                | \$ 2,050.36        | \$ 3,045.97         | \$ 326.36  | \$ -   | \$ 669.25                               | \$ 995.61                                   | \$ 69.36   | \$ 14.76   | \$ 911.49                                     |
| Smith, D W Family Trust               | 53-08-07-200-019.000-008 | 1106   | 5               | N  | \$ 1,400               | \$ -                                 | \$ 1,400          | \$ 1.5437                             | \$ 2.2845                | \$ 21.61           | \$ 35.82            | \$ 3.84  | \$ -   | \$ 10.37                                | \$ 14.21                                    | \$ -   | \$ -   | \$ 14.21                                      |
| Muncie Associates LLC                 | 53-08-06-104-069.000-008 |        | 5               | N  | \$ 138,000             | \$ -                                 | \$ 138,000        | \$ 1.5437                             | \$ 2.2845                | \$ 2,130.32        | \$ 3,530.91         | \$ 378.31  | \$ -   | \$ 1,022.28                             | \$ 1,400.59                                 | \$ -   | \$ -   | \$ 1,400.59                                   |
| Anderson, Kelly J                     | 53-08-06-104-067.000-008 | 2307   | 5               | N  | \$ 134,500             | \$ 79,325                            | \$ 55,175         | \$ 1.5437                             | \$ 2.2845                | \$ 821.54          | \$ 1,361.67         | \$ 145.89  | \$ -   | \$ 394.24                               | \$ 540.13                                   | \$ 69.36   | \$ 22.20   | \$ 448.57                                     |
| Teasley, Loyde W Jr & Schmidt, Amanda | 53-08-06-104-011.000-008 |        | 5               | N  | \$ 85,200              | \$ 55,885                            | \$ 29,315         | \$ 1.5437                             | \$ 2.2845                | \$ 441.48          | \$ 731.72           | \$ 78.40   | \$ -   | \$ 211.84                               | \$ 290.24                                   | \$ -   | \$ -   | \$ 290.24                                     |
| Williams, Maria D Carrasco            | 53-08-06-104-103.000-008 | 1609   | 5               | N  | \$ 209,500             | \$ 103,510                           | \$ 105,990        | \$ 1.5437                             | \$ 2.2845                | \$ 1,579.74        | \$ 2,465.71         | \$ 264.19  | \$ -   | \$ 621.79                               | \$ 885.97                                   | \$ 69.36   | \$ 22.20   | \$ 794.41                                     |
| Stancombe, Lisa C.                    | 53-08-06-104-102.000-008 |        | 5               | N  | \$ 35,600              | \$ -                                 | \$ 35,600         | \$ 1.5437                             | \$ 2.2845                | \$ 549.56          | \$ 910.87           | \$ 97.59   | \$ -   | \$ 263.72                               | \$ 361.31                                   | \$ -   | \$ -   | \$ 361.31                                     |
| Lamb, Christopher J                   | 53-08-06-104-065.000-008 |        | 5               | N  | \$ 24,600              | \$ -                                 | \$ 24,600         | \$ 1.5437                             | \$ 2.2845                | \$ 379.76          | \$ 629.42           | \$ 67.44   | \$ -   | \$ 182.22                               | \$ 249.66                                   | \$ -   | \$ -   | \$ 249.66                                     |
| Lambe, Kelby & Rebecca                | 53-08-06-104-012.000-008 |        | 5               | N  | \$ 22,700              | \$ -                                 | \$ 22,700         | \$ 1.5437                             | \$ 2.2845                | \$ 350.42          | \$ 580.81           | \$ 62.23   | \$ -   | \$ 168.16                               | \$ 230.39                                   | \$ -   | \$ -   | \$ 230.39                                     |
| Teasley, Loyde & Teasley, Tyler       | 53-08-06-104-008.000-008 |        | 5               | N  | \$ 14,500              | \$ -                                 | \$ 14,500         | \$ 1.5437                             | \$ 2.2845                | \$ 223.84          | \$ 371.00           | \$ 39.75   | \$ -   | \$ 107.41                               | \$ 147.16                                   | \$ -   | \$ -   | \$ 147.16                                     |
| Lambe, Kelby & Rebecca                | 53-08-06-104-027.000-008 |        | 5               | N  | \$ 382,700             | \$ 166,055                           | \$ 216,645        | \$ 1.5437                             | \$ 2.2845                | \$ 3,225.76        | \$ 4,515.42         | \$ 483.79  | \$ -   | \$ 805.87                               | \$ 1,289.66                                 | \$ -   | \$ -   | \$ 1,289.66                                   |
| Bland, Gary L II & Teresa J           | 53-08-06-104-025.000-008 |        | 5               | N  | \$ 338,900             | \$ 146,000                           | \$ 192,900        | \$ 1.5437                             | \$ 2.2845                | \$ 2,878.16        | \$ 4,115.19         | \$ 440.91  | \$ -   | \$ 796.12                               | \$ 1,237.03                                 | \$ 69.36   | \$ 22.20   | \$ 1,145.47                                   |
| Stevens, John J                       | 53-08-06-104-112.000-008 |        | 5               | N  | \$ 25,800              | \$ -                                 | \$ 25,800         | \$ 1.5437                             | \$ 2.2845                | \$ 398.28          | \$ 660.13           | \$ 70.73   | \$ -   | \$ 191.12                               | \$ 261.85                                   | \$ -   | \$ -   | \$ 261.85                                     |
| Gerni, Jen L & Greer J                | 53-08-06-104-076.000-008 |        | 5               | N  | \$ 158,100             | \$ 84,585                            | \$ 73,515         | \$ 1.5437                             | \$ 2.2845                | \$ 1,094.60        | \$ 1,814.28         | \$ 194.39  | \$ -   | \$ 525.29                               | \$ 719.68                                   | \$ 69.36   | \$ 37.08   | \$ 613.24                                     |
| Gee, E. Clair & Carolyn Sue           | 53-08-06-104-019.000-008 |        | 5               | N  | \$ 27,500              | \$ -                                 | \$ 27,500         | \$ 1.5437                             | \$ 2.2845                | \$ 424.52          | \$ 703.62           | \$ 75.39   | \$ -   | \$ 203.71                               | \$ 279.10                                   | \$ -   | \$ -   | \$ 279.10                                     |
| Chambers, John R & Therese K          | 53-08-06-104-083.000-008 |        | 5               | N  | \$ 111,700             | \$ 69,910                            | \$ 41,790         | \$ 1.5437                             | \$ 2.2845                | \$ 622.84          | \$ 1,032.34         | \$ 110.61  | \$ -   | \$ 298.89                               | \$ 409.50                                   | \$ 69.36   | \$ 22.20   | \$ 317.94                                     |
| Almanza, Nancy Cecilia                | 53-08-06-104-009.000-008 |        | 5               | N  | \$ 74,800              | \$ -                                 | \$ 74,800         | \$ 1.5437                             | \$ 2.2845                | \$ 1,154.68        | \$ 1,757.25         | \$ 188.28  | \$ -   | \$ 414.29                               | \$ 602.57                                   | \$ 69.36   | \$ 22.20   | \$ 511.01                                     |
| Freeman, Durward Lee & Janice Helen   | 53-08-06-104-082.000-008 | 2283   | 5               | N  | \$ 187,200             | \$ 93,895                            | \$ 93,305         | \$ 1.5437                             | \$ 2.2845                | \$ 1,390.64        | \$ 2,230.55         | \$ 239.00  | \$ -   | \$ 600.92                               | \$ 839.91                                   | \$ 69.36   | \$ 22.20   | \$ 748.35                                     |
| Workman, Jeff L                       | 53-08-06-104-066.000-008 |        | 5               | N  | \$ 38,900              | \$ 28,786                            | \$ 10,114         | \$ 1.5437                             | \$ 2.2845                | \$ 150.60          | \$ 249.61           | \$ 26.75   | \$ -   | \$ 72.26                                | \$ 99.01                                    | \$ -   | \$ -   | \$ 99.01                                      |
| Parks, William E                      | 53-08-06-104-013.000-008 |        | 5               | N  | \$ 11,600              | \$ -                                 | \$ 11,600         | \$ 1.5437                             | \$ 2.2845                | \$ 179.08          | \$ 296.80           | \$ 31.80   | \$ -   | \$ 85.92                                | \$ 117.72                                   | \$ -   | \$ -   | \$ 117.72                                     |

# City of Bloomington

## Area #5: South Island Annexation Area - Tax Impacts Analysis

Note (1): This section shows the inc/(dec) in tax bills due to differences between township fire protection rates and the Monroe Fire Protection District fire rate

| Owner Name                                  | Parcel #                 | Waiver | Annexation Area | AG | 2020 Pay 2021 Gross AV | 2020 Pay 2021 Deductions /Exemptions | 2020 Pay 2021 NAV | Pre-Annex 2020 Pay 2021 Prop Tax Rate | Post-Annex Prop Tax Rate | Pre-Annex Tax Bill | Post-Annex Tax Bill | Net Tax Bill Increase Due Solely to AV Growth (12% - Aggregate over 4 years) | Net Tax Bill Increase Due to Difference Between Fire Rates (1) | Net Tax Bill Increase Due to Annexation | Total Post-Annexation Net Tax Bill Increase | Benefit 1 Yearly Sewer Bill Savings (@ 4000 Gal/Month) | Benefit 2 Yearly Fire Protection (Water Surcharge) Savings | Post-Annex Tax Bill Inc/(Dec) Net of Benefits |
|---|--------------------------|--------|-----------------|----|------------------------|--------------------------------------|-------------------|---------------------------------------|--------------------------|--------------------|---------------------|--|--|---|---|--|--|---|
| Parks, William E                            | 53-08-06-104-015.000-008 |        | 5               | N  | \$ 12,000              | \$ -                                 | \$ 12,000         | \$ 1.5437                             | \$ 2.2845                | \$ 185.24          | \$ 307.04           | \$ 32.90   | \$ -   | \$ 88.90                                | \$ 121.80                                   | \$ -   | \$ -   | \$ 121.80                                     |
| Hoagland, Matthew A & Jodi L                | 53-08-06-104-018.000-008 |        | 5               | N  | \$ 207,100             | \$ 104,735                           | \$ 102,365        | \$ 1.5437                             | \$ 2.2845                | \$ 1,524.18        | \$ 2,429.93         | \$ 260.35  | \$ -   | \$ 645.40                               | \$ 905.75                                   | \$ 69.36   | \$ 22.20   | \$ 814.19                                     |
| Needy, Linda L                              | 53-08-07-200-022.000-008 |        | 5               | N  | \$ 112,500             | \$ 71,625                            | \$ 40,875         | \$ 1.5437                             | \$ 2.2845                | \$ 608.62          | \$ 1,008.76         | \$ 108.08  | \$ -   | \$ 292.06                               | \$ 400.14                                   | \$ 69.36   | \$ 14.76   | \$ 316.02                                     |
| Ward, M Blake                               | 53-08-07-200-030.000-008 |        | 5               | N  | \$ 162,100             | \$ 81,565                            | \$ 80,535         | \$ 1.5437                             | \$ 2.2845                | \$ 1,209.10        | \$ 2,004.03         | \$ 214.71  | \$ -   | \$ 580.22                               | \$ 794.93                                   | \$ 69.36   | \$ 14.76   | \$ 710.81                                     |
| Franklin, Lee Ann                           | 53-08-07-200-035.000-008 | 1039   | 5               | N  | \$ 120,100             | \$ 73,515                            | \$ 46,585         | \$ 1.5437                             | \$ 2.2845                | \$ 693.64          | \$ 1,149.67         | \$ 123.17  | \$ -   | \$ 332.85                               | \$ 456.03                                   | \$ 69.36   | \$ 14.76   | \$ 371.91                                     |
| Beatty, Cynthia J                           | 53-08-05-300-010.000-008 |        | 5               | N  | \$ 97,600              | \$ -                                 | \$ 97,600         | \$ 1.5437                             | \$ 2.2845                | \$ 1,506.66        | \$ 2,292.98         | \$ 245.68  | \$ -   | \$ 540.65                               | \$ 786.32                                   | \$ 69.36   | \$ 22.20   | \$ 694.76                                     |
| Freeman, Durward Lee & Janice Helen         | 53-08-06-104-108.000-008 | 2283   | 5               | N  | \$ 13,300              | \$ -                                 | \$ 13,300         | \$ 1.5437                             | \$ 2.2845                | \$ 205.32          | \$ 340.30           | \$ 36.46   | \$ -   | \$ 98.52                                | \$ 134.98                                   | \$ -   | \$ -   | \$ 134.98                                     |
| Clark, Amber D & Adam W                     | 53-08-06-104-106.000-008 |        | 5               | N  | \$ 170,700             | \$ 91,995                            | \$ 78,705         | \$ 1.5437                             | \$ 2.2845                | \$ 1,171.88        | \$ 1,942.37         | \$ 208.12  | \$ -   | \$ 562.37                               | \$ 770.49                                   | \$ 69.36   | \$ 22.20   | \$ 678.93                                     |
| Papesh, Jean J                              | 53-08-06-104-087.000-008 | 1362   | 5               | N  | \$ 178,300             | \$ 90,640                            | \$ 87,660         | \$ 1.5437                             | \$ 2.2845                | \$ 1,306.80        | \$ 2,130.09         | \$ 228.22  | \$ -   | \$ 595.07                               | \$ 823.29                                   | \$ 69.36   | \$ 22.20   | \$ 731.73                                     |
| Clendening, William E & Roberta A           | 53-08-06-104-024.000-008 |        | 5               | N  | \$ 200,400             | \$ 98,375                            | \$ 102,025        | \$ 1.5437                             | \$ 2.2845                | \$ 1,520.70        | \$ 2,393.11         | \$ 256.40  | \$ -   | \$ 616.01                               | \$ 872.41                                   | \$ 69.36   | \$ 22.20   | \$ 780.85                                     |
| Patterson, Doris G & Chambers, John Robert  | 53-08-06-104-072.000-008 |        | 5               | N  | \$ 394,900             | \$ 179,570                           | \$ 215,330        | \$ 1.5437                             | \$ 2.2845                | \$ 3,215.68        | \$ 4,572.74         | \$ 489.94  | \$ -   | \$ 867.11                               | \$ 1,357.06                                 | \$ 69.36   | \$ 22.20   | \$ 1,265.50                                   |
| LeSeure, Anna Marie                         | 53-08-05-300-034.000-008 |        | 5               | N  | \$ 142,400             | \$ -                                 | \$ 142,400        | \$ 1.5437                             | \$ 2.2845                | \$ 2,198.24        | \$ 3,365.06         | \$ 360.54  | \$ -   | \$ 806.27                               | \$ 1,166.82                                 | \$ 69.36   | \$ 22.20   | \$ 1,075.26                                   |
| LeSeure, Anna M                             | 53-01-41-743-001.000-008 |        | 5               | N  | \$ 261,000             | \$ 107,230                           | \$ 153,770        | \$ 1.5437                             | \$ 2.2845                | \$ 2,310.48        | \$ 3,597.40         | \$ 385.43  | \$ -   | \$ 901.49                               | \$ 1,286.92                                 | \$ 69.36   | \$ 22.20   | \$ 1,195.36                                   |
| Frick, Theodore Wayne & Kathleen Brophy     | 53-08-07-200-031.000-008 |        | 5               | N  | \$ 191,000             | \$ 97,875                            | \$ 93,125         | \$ 1.5437                             | \$ 2.2845                | \$ 1,386.88        | \$ 2,212.69         | \$ 237.07  | \$ -   | \$ 588.74                               | \$ 825.81                                   | \$ 69.36   | \$ 14.76   | \$ 741.69                                     |
| Stout, Sherry P                             | 53-08-07-200-023.000-008 |        | 5               | N  | \$ 148,400             | \$ -                                 | \$ 148,400        | \$ 1.5437                             | \$ 2.2845                | \$ 2,290.84        | \$ 3,511.62         | \$ 376.24  | \$ -   | \$ 844.53                               | \$ 1,220.78                                 | \$ -   | \$ -   | \$ 1,220.78                                   |
| State Of Indiana Dept Of National Resources | 53-08-07-200-033.000-009 |        | 5               | N  | \$ -                   | \$ -                                 | \$ -              | \$ 2.0669                             | \$ 2.0675                | \$ -               | \$ -                | \$ -   | \$ -   | \$ -                                    | \$ -  | \$ -   | \$ -   | \$ -  |

# City of Bloomington

## Area #1A: South-West Annexation Area - Circuit Breaker Impacts Analysis



| Owner Name   | Parcel #                 | Waiver | Annexation Area | AG | Pre-Annex 1% CB Credits | Pre-Annex 2% CB Credits | Pre-Annex 65 & Over CB Credits | Pre-Annex Total CB Credits | Post-Annex 1% CB Credits | Post-Annex 2% CB Credits | Post-Annex 65 & Over CB Credits | Post-Annex Total CB Credits | Total Post-Annex CB Credits Increase |
|--|--------------------------|--------|-----------------|----|-------------------------|-------------------------|--------------------------------|----------------------------|--------------------------|--------------------------|---------------------------------|-----------------------------|--------------------------------------|
| Csx Transportation Inc   | 53-01-27-890-103.000-004 |        | 1A              | N  | \$ -                    | \$ -                    | \$ -                           | \$ -                       | \$ -                     | \$ -                     | \$ -                            | \$ -                        | \$ -                                 |
| State of Indiana   | 53-05-31-101-038.000-004 |        | 1A              | N  | \$ -                    | \$ -                    | \$ -                           | \$ -                       | \$ -                     | \$ -                     | \$ -                            | \$ -                        | \$ -                                 |
| State of Indiana   | 53-05-31-101-023.000-004 |        | 1A              | N  | \$ -                    | \$ -                    | \$ -                           | \$ -                       | \$ -                     | \$ -                     | \$ -                            | \$ -                        | \$ -                                 |
| State of Indiana   | 53-05-31-101-019.000-004 |        | 1A              | N  | \$ -                    | \$ -                    | \$ -                           | \$ -                       | \$ -                     | \$ -                     | \$ -                            | \$ -                        | \$ -                                 |
| State of Indiana   | 53-05-31-101-029.000-004 |        | 1A              | N  | \$ -                    | \$ -                    | \$ -                           | \$ -                       | \$ -                     | \$ -                     | \$ -                            | \$ -                        | \$ -                                 |
| State Of Indiana   | 53-05-29-200-011.000-005 |        | 1A              | N  | \$ -                    | \$ -                    | \$ -                           | \$ -                       | \$ -                     | \$ -                     | \$ -                            | \$ -                        | \$ -                                 |
| Shahbahrami, Farrokh Sr Revocable Trust                              | 53-05-29-200-049.000-005 |        | 1A              | N  | \$ -                    | \$ -                    | \$ -                           | \$ -                       | \$ -                     | \$ -                     | \$ -                            | \$ -                        | \$ -                                 |
| State Of Indiana   | 53-05-30-200-013.000-004 |        | 1A              | N  | \$ -                    | \$ -                    | \$ -                           | \$ -                       | \$ -                     | \$ -                     | \$ -                            | \$ -                        | \$ -                                 |
| Indiana University Health Bloomington Inc                            | 53-05-30-200-016.000-004 |        | 1A              | N  | \$ -                    | \$ -                    | \$ -                           | \$ -                       | \$ -                     | \$ -                     | \$ -                            | \$ -                        | \$ -                                 |
| Indiana University Health Bloomington Inc                            | 53-05-30-200-016.007-004 |        | 1A              | N  | \$ -                    | \$ -                    | \$ -                           | \$ -                       | \$ -                     | \$ -                     | \$ -                            | \$ -                        | \$ -                                 |
| Logan Land Development LLC   | 53-05-30-100-006.008-004 |        | 1A              | Y  | \$ -                    | \$ -                    | \$ -                           | \$ -                       | \$ -                     | \$ -                     | \$ -                            | \$ -                        | \$ -                                 |
| Logan Land Development LLC   | 53-05-30-100-006.009-004 |        | 1A              | N  | \$ -                    | \$ -                    | \$ -                           | \$ -                       | \$ -                     | \$ -                     | \$ -                            | \$ -                        | \$ -                                 |
| Indiana University Health Bloomington Inc                            | 53-05-30-200-016.008-004 |        | 1A              | N  | \$ -                    | \$ -                    | \$ -                           | \$ -                       | \$ -                     | \$ -                     | \$ -                            | \$ -                        | \$ -                                 |
| Floyd, James E & Glodene B   | 53-05-29-200-036.000-004 |        | 1A              | N  | \$ -                    | \$ -                    | \$ 83.00                       | \$ 83.00                   | \$ -                     | \$ -                     | \$ 353.53                       | \$ 353.53                   | \$ 270.53                            |
| State Of Indiana   | 53-05-29-200-031.000-004 |        | 1A              | N  | \$ -                    | \$ -                    | \$ -                           | \$ -                       | \$ -                     | \$ -                     | \$ -                            | \$ -                        | \$ -                                 |
| Lenning, Michael A & Ronessa   | 53-05-31-101-041.000-004 |        | 1A              | N  | \$ -                    | \$ -                    | \$ -                           | \$ -                       | \$ -                     | \$ 101.00                | \$ -                            | \$ 101.00                   | \$ 101.00                            |
| Willibey, Danielle   | 53-05-29-200-045.000-004 |        | 1A              | N  | \$ -                    | \$ -                    | \$ -                           | \$ -                       | \$ -                     | \$ -                     | \$ -                            | \$ -                        | \$ -                                 |
| State of Indiana   | 53-05-31-101-018.000-004 |        | 1A              | N  | \$ -                    | \$ -                    | \$ -                           | \$ -                       | \$ -                     | \$ -                     | \$ -                            | \$ -                        | \$ -                                 |
| State of Indiana   | 53-05-31-101-025.000-004 |        | 1A              | N  | \$ -                    | \$ -                    | \$ -                           | \$ -                       | \$ -                     | \$ -                     | \$ -                            | \$ -                        | \$ -                                 |
| State of Indiana   | 53-05-31-101-007.000-004 |        | 1A              | N  | \$ -                    | \$ -                    | \$ -                           | \$ -                       | \$ -                     | \$ -                     | \$ -                            | \$ -                        | \$ -                                 |
| State of Indiana   | 53-05-31-101-008.000-004 |        | 1A              | N  | \$ -                    | \$ -                    | \$ -                           | \$ -                       | \$ -                     | \$ -                     | \$ -                            | \$ -                        | \$ -                                 |
| Seeber, John   | 53-05-30-300-040.000-004 |        | 1A              | N  | \$ -                    | \$ -                    | \$ -                           | \$ -                       | \$ -                     | \$ -                     | \$ -                            | \$ -                        | \$ -                                 |
| State Of Indiana   | 53-05-20-300-008.000-004 |        | 1A              | N  | \$ -                    | \$ -                    | \$ -                           | \$ -                       | \$ -                     | \$ -                     | \$ -                            | \$ -                        | \$ -                                 |
| State Of Indiana   | 53-05-20-300-027.000-004 |        | 1A              | N  | \$ -                    | \$ -                    | \$ -                           | \$ -                       | \$ -                     | \$ -                     | \$ -                            | \$ -                        | \$ -                                 |
| State Of Indiana   | 53-05-20-300-026.000-004 |        | 1A              | N  | \$ -                    | \$ -                    | \$ -                           | \$ -                       | \$ -                     | \$ -                     | \$ -                            | \$ -                        | \$ -                                 |
| Hanna Properties LLC   | 53-05-30-400-008.000-004 |        | 1A              | N  | \$ -                    | \$ -                    | \$ -                           | \$ -                       | \$ -                     | \$ -                     | \$ -                            | \$ -                        | \$ -                                 |
| State Of Indiana   | 53-05-30-400-011.000-004 |        | 1A              | N  | \$ -                    | \$ -                    | \$ -                           | \$ -                       | \$ -                     | \$ -                     | \$ -                            | \$ -                        | \$ -                                 |
| Ledge Wall Quarry LLC  | 53-05-30-400-014.000-004 |        | 1A              | N  | \$ -                    | \$ -                    | \$ -                           | \$ -                       | \$ -                     | \$ 0.83                  | \$ -                            | \$ 0.83                     | \$ 0.83                              |
| State Of Indiana   | 53-05-30-100-010.000-004 |        | 1A              | N  | \$ -                    | \$ -                    | \$ -                           | \$ -                       | \$ -                     | \$ -                     | \$ -                            | \$ -                        | \$ -                                 |
| Ledge Wall Quarry LLC  | 53-05-30-400-014.002-004 |        | 1A              | N  | \$ -                    | \$ -                    | \$ -                           | \$ -                       | \$ -                     | \$ -                     | \$ -                            | \$ -                        | \$ -                                 |
| CBS Corporation  | 53-05-30-400-014.011-004 |        | 1A              | N  | \$ -                    | \$ -                    | \$ -                           | \$ -                       | \$ -                     | \$ -                     | \$ -                            | \$ -                        | \$ -                                 |
| State of Indiana   | 53-05-31-100-003.000-004 |        | 1A              | N  | \$ -                    | \$ -                    | \$ -                           | \$ -                       | \$ -                     | \$ -                     | \$ -                            | \$ -                        | \$ -                                 |
| Sons, Susan E  | 53-05-29-200-006.000-004 |        | 1A              | N  | \$ -                    | \$ -                    | \$ -                           | \$ -                       | \$ -                     | \$ -                     | \$ -                            | \$ -                        | \$ -                                 |
| RSD Holding LLC  | 53-05-29-200-030.000-004 |        | 1A              | N  | \$ -                    | \$ -                    | \$ -                           | \$ -                       | \$ -                     | \$ 320.38                | \$ -                            | \$ 320.38                   | \$ 320.38                            |
| Indiana University Health Bloomington Inc                            | 53-05-30-200-009.000-004 |        | 1A              | N  | \$ -                    | \$ -                    | \$ -                           | \$ -                       | \$ -                     | \$ -                     | \$ -                            | \$ -                        | \$ -                                 |
| McKamey, Jeffrey S & Smith, Joe W                                    | 53-05-29-100-027.000-004 |        | 1A              | N  | \$ -                    | \$ -                    | \$ -                           | \$ -                       | \$ -                     | \$ 62.09                 | \$ -                            | \$ 62.09                    | \$ 62.09                             |
| Shields, Charles R II & Janna L                                      | 53-05-31-101-010.000-004 | 2439   | 1A              | N  | \$ -                    | \$ -                    | \$ -                           | \$ -                       | \$ -                     | \$ 157.50                | \$ -                            | \$ 157.50                   | \$ 157.50                            |
| State of Indiana   | 53-05-31-100-005.000-004 |        | 1A              | N  | \$ -                    | \$ -                    | \$ -                           | \$ -                       | \$ -                     | \$ -                     | \$ -                            | \$ -                        | \$ -                                 |
| GTP Acquisition Partners II LLC                                      | 53-01-20-865-107.000-004 | 1567   | 1A              | N  | \$ -                    | \$ -                    | \$ -                           | \$ -                       | \$ -                     | \$ -                     | \$ -                            | \$ -                        | \$ -                                 |
| Indiana Limestone Acquisitions LLC                                   | 53-05-30-400-007.000-004 |        | 1A              | N  | \$ -                    | \$ -                    | \$ -                           | \$ -                       | \$ -                     | \$ -                     | \$ -                            | \$ -                        | \$ -                                 |
| State Of Indiana   | 53-05-30-100-012.000-004 |        | 1A              | N  | \$ -                    | \$ -                    | \$ -                           | \$ -                       | \$ -                     | \$ -                     | \$ -                            | \$ -                        | \$ -                                 |
| Albert, Frederick V.   | 53-05-29-200-003.000-004 |        | 1A              | N  | \$ -                    | \$ -                    | \$ -                           | \$ -                       | \$ -                     | \$ -                     | \$ -                            | \$ -                        | \$ -                                 |
| Maidi, Ben & Ali Maidi & Chabane Maidi & Dawood Maidi & Rachid Maidi | 53-05-31-100-002.000-004 |        | 1A              | N  | \$ -                    | \$ -                    | \$ -                           | \$ -                       | \$ -                     | \$ -                     | \$ -                            | \$ -                        | \$ -                                 |
| Ledge Wall Quarry LLC  | 53-01-21-260-000.000-004 |        | 1A              | N  | \$ -                    | \$ -                    | \$ -                           | \$ -                       | \$ -                     | \$ -                     | \$ -                            | \$ -                        | \$ -                                 |

# City of Bloomington

## Area #1A: South-West Annexation Area - Circuit Breaker Impacts Analysis



| Owner Name                                     | Parcel #                 | Waiver | Annexation Area | AG | Pre-Annex 1% CB Credits | Pre-Annex 2% CB Credits | Pre-Annex 65 & Over CB Credits | Pre-Annex Total CB Credits | Post-Annex 1% CB Credits | Post-Annex 2% CB Credits | Post-Annex 65 & Over CB Credits | Post-Annex Total CB Credits | Total Post-Annex CB Credits Increase |
|--|--------------------------|--------|-----------------|----|-------------------------|-------------------------|--------------------------------|----------------------------|--------------------------|--------------------------|---------------------------------|-----------------------------|--------------------------------------|
| State Of Indiana                               | 53-05-29-200-020.000-004 |        | 1A              | N  | \$ -                    | \$ -                    | \$ -                           | \$ -                       | \$ -                     | \$ -                     | \$ -                            | \$ -                        | \$ -                                 |
| Yates, Helen Catherine Trust                   | 53-05-29-200-004.000-004 |        | 1A              | N  | \$ -                    | \$ -                    | \$ -                           | \$ -                       | \$ -                     | \$ -                     | \$ -                            | \$ -                        | \$ -                                 |
| Brummett, Chadd A                              | 53-01-20-346-000.000-004 |        | 1A              | N  | \$ -                    | \$ -                    | \$ -                           | \$ -                       | \$ -                     | \$ -                     | \$ -                            | \$ -                        | \$ -                                 |
| Brummett-Powell, Shelly & William David Powell | 53-05-30-300-002.000-004 | 2275   | 1A              | N  | \$ -                    | \$ -                    | \$ -                           | \$ -                       | \$ -                     | \$ 194.13                | \$ -                            | \$ 194.13                   | \$ 194.13                            |
| Indiana University Health Bloomington Inc      | 53-01-20-256-000.000-004 |        | 1A              | N  | \$ -                    | \$ -                    | \$ -                           | \$ -                       | \$ -                     | \$ -                     | \$ -                            | \$ -                        | \$ -                                 |
| State Of Indiana                               | 53-05-30-200-014.000-004 |        | 1A              | N  | \$ -                    | \$ -                    | \$ -                           | \$ -                       | \$ -                     | \$ -                     | \$ -                            | \$ -                        | \$ -                                 |
| Monroe Co Commissioners                        | 53-01-20-256-002.000-004 |        | 1A              | N  | \$ -                    | \$ -                    | \$ -                           | \$ -                       | \$ -                     | \$ -                     | \$ -                            | \$ -                        | \$ -                                 |
| State Of Indiana Dept Of National Resources    | 53-05-20-300-017.000-004 |        | 1A              | N  | \$ -                    | \$ -                    | \$ -                           | \$ -                       | \$ -                     | \$ -                     | \$ -                            | \$ -                        | \$ -                                 |
| Cassady, Randy                                 | 53-05-30-400-002.000-004 |        | 1A              | N  | \$ -                    | \$ -                    | \$ -                           | \$ -                       | \$ -                     | \$ -                     | \$ -                            | \$ -                        | \$ -                                 |
| Bloomington Asset Management LLC               | 53-05-30-400-013.000-004 |        | 1A              | N  | \$ -                    | \$ -                    | \$ -                           | \$ -                       | \$ -                     | \$ -                     | \$ -                            | \$ -                        | \$ -                                 |
| State of Indiana, Department of Administration | 53-05-30-400-010.000-004 |        | 1A              | N  | \$ -                    | \$ -                    | \$ -                           | \$ -                       | \$ -                     | \$ -                     | \$ -                            | \$ -                        | \$ -                                 |
| PTP LLC  | 53-05-30-400-004.000-004 |        | 1A              | N  | \$ -                    | \$ -                    | \$ -                           | \$ -                       | \$ -                     | \$ -                     | \$ -                            | \$ -                        | \$ -                                 |
| Crown Castle                                   | 53-05-30-400-013.010-004 |        | 1A              | N  | \$ -                    | \$ -                    | \$ -                           | \$ -                       | \$ -                     | \$ -                     | \$ -                            | \$ -                        | \$ -                                 |
| Cassady, Randy                                 | 53-05-31-100-052.000-004 |        | 1A              | N  | \$ -                    | \$ -                    | \$ -                           | \$ -                       | \$ -                     | \$ -                     | \$ -                            | \$ -                        | \$ -                                 |
| B-Town Enterprises LLC                         | 53-05-29-200-032.000-004 |        | 1A              | N  | \$ -                    | \$ -                    | \$ -                           | \$ -                       | \$ -                     | \$ 197.86                | \$ -                            | \$ 197.86                   | \$ 197.86                            |
| May, Daniel & Mary Beth                        | 53-05-29-200-041.000-004 |        | 1A              | N  | \$ -                    | \$ -                    | \$ -                           | \$ -                       | \$ -                     | \$ -                     | \$ -                            | \$ -                        | \$ -                                 |
| Stason LLC                                     | 53-05-29-200-050.000-004 |        | 1A              | N  | \$ -                    | \$ -                    | \$ -                           | \$ -                       | \$ -                     | \$ -                     | \$ -                            | \$ -                        | \$ -                                 |
| Stason LLC                                     | 53-05-29-200-048.000-004 |        | 1A              | N  | \$ -                    | \$ -                    | \$ -                           | \$ -                       | \$ -                     | \$ -                     | \$ -                            | \$ -                        | \$ -                                 |
| Stason LLC                                     | 53-05-29-200-012.000-004 |        | 1A              | N  | \$ -                    | \$ -                    | \$ -                           | \$ -                       | \$ -                     | \$ 229.73                | \$ -                            | \$ 229.73                   | \$ 229.73                            |
| Boruff, Roger                                  | 53-05-29-200-025.000-004 |        | 1A              | N  | \$ -                    | \$ -                    | \$ -                           | \$ -                       | \$ -                     | \$ 193.93                | \$ -                            | \$ 193.93                   | \$ 193.93                            |
| Rodgers, Glen A Revocable Living Trust         | 53-05-29-200-047.000-004 |        | 1A              | N  | \$ -                    | \$ -                    | \$ -                           | \$ -                       | \$ -                     | \$ -                     | \$ -                            | \$ -                        | \$ -                                 |
| Bush, Donald K. & Barbara J.                   | 53-05-30-300-006.000-004 | 2313   | 1A              | N  | \$ -                    | \$ -                    | \$ 200.00                      | \$ 200.00                  | \$ -                     | \$ -                     | \$ 562.54                       | \$ 562.54                   | \$ 362.54                            |
| Bush, Donald K & Barbara J                     | 53-05-30-300-003.000-004 | 2313   | 1A              | N  | \$ -                    | \$ -                    | \$ -                           | \$ -                       | \$ -                     | \$ -                     | \$ -                            | \$ -                        | \$ -                                 |
| B-Town Enterprises LLC                         | 53-05-29-200-022.000-004 |        | 1A              | N  | \$ -                    | \$ -                    | \$ -                           | \$ -                       | \$ -                     | \$ 197.86                | \$ -                            | \$ 197.86                   | \$ 197.86                            |
| Sturgis G. S., Inc.                            | 53-05-31-101-040.000-004 |        | 1A              | N  | \$ -                    | \$ -                    | \$ -                           | \$ -                       | \$ -                     | \$ -                     | \$ -                            | \$ -                        | \$ -                                 |
| Campbell, James B. & Sharon                    | 53-05-29-200-038.000-004 |        | 1A              | N  | \$ -                    | \$ -                    | \$ -                           | \$ -                       | \$ 70.25                 | \$ -                     | \$ -                            | \$ 70.25                    | \$ 70.25                             |
| H2R LLC  | 53-05-30-300-022.000-004 |        | 1A              | N  | \$ -                    | \$ -                    | \$ -                           | \$ -                       | \$ -                     | \$ 391.58                | \$ -                            | \$ 391.58                   | \$ 391.58                            |
| State Of Indiana                               | 53-05-31-101-002.000-004 |        | 1A              | N  | \$ -                    | \$ -                    | \$ -                           | \$ -                       | \$ -                     | \$ -                     | \$ -                            | \$ -                        | \$ -                                 |
| State Of Indiana                               | 53-05-31-101-039.000-004 |        | 1A              | N  | \$ -                    | \$ -                    | \$ -                           | \$ -                       | \$ -                     | \$ -                     | \$ -                            | \$ -                        | \$ -                                 |
| State Of Indiana                               | 53-05-31-101-037.000-004 |        | 1A              | N  | \$ -                    | \$ -                    | \$ -                           | \$ -                       | \$ -                     | \$ -                     | \$ -                            | \$ -                        | \$ -                                 |
| State Of Indiana                               | 53-05-31-101-015.000-004 |        | 1A              | N  | \$ -                    | \$ -                    | \$ -                           | \$ -                       | \$ -                     | \$ -                     | \$ -                            | \$ -                        | \$ -                                 |
| State Of Indiana                               | 53-05-20-300-029.000-004 |        | 1A              | N  | \$ -                    | \$ -                    | \$ -                           | \$ -                       | \$ -                     | \$ -                     | \$ -                            | \$ -                        | \$ -                                 |
| Campbell, James B & Sharon L                   | 53-05-29-200-054.000-004 |        | 1A              | N  | \$ -                    | \$ -                    | \$ -                           | \$ -                       | \$ -                     | \$ 113.62                | \$ -                            | \$ 113.62                   | \$ 113.62                            |
| Beetz, Randy C & Gigi A                        | 53-05-31-101-020.000-004 |        | 1A              | N  | \$ -                    | \$ -                    | \$ -                           | \$ -                       | \$ -                     | \$ 123.14                | \$ -                            | \$ 123.14                   | \$ 123.14                            |
| 2622 West Vernal Pike Land Trust               | 53-05-31-101-033.000-004 |        | 1A              | N  | \$ -                    | \$ -                    | \$ -                           | \$ -                       | \$ -                     | \$ -                     | \$ -                            | \$ -                        | \$ -                                 |
| Seeber, John                                   | 53-05-31-101-011.000-004 |        | 1A              | N  | \$ -                    | \$ -                    | \$ -                           | \$ -                       | \$ -                     | \$ -                     | \$ -                            | \$ -                        | \$ -                                 |
| Seeber, John                                   | 53-05-31-100-042.000-004 |        | 1A              | N  | \$ -                    | \$ -                    | \$ -                           | \$ -                       | \$ -                     | \$ -                     | \$ -                            | \$ -                        | \$ -                                 |
| Banks, Robert G & Sylvia A                     | 53-05-29-201-003.000-004 |        | 1A              | N  | \$ -                    | \$ -                    | \$ 154.00                      | \$ 154.00                  | \$ -                     | \$ -                     | \$ 508.11                       | \$ 508.11                   | \$ 354.11                            |
| Albert, Frederick V.                           | 53-05-29-201-002.000-004 |        | 1A              | N  | \$ -                    | \$ -                    | \$ -                           | \$ -                       | \$ -                     | \$ -                     | \$ -                            | \$ -                        | \$ -                                 |
| State Of Indiana                               | 53-05-31-101-003.000-004 |        | 1A              | N  | \$ -                    | \$ -                    | \$ -                           | \$ -                       | \$ -                     | \$ -                     | \$ -                            | \$ -                        | \$ -                                 |
| State Of Indiana                               | 53-05-31-101-009.000-004 |        | 1A              | N  | \$ -                    | \$ -                    | \$ -                           | \$ -                       | \$ -                     | \$ -                     | \$ -                            | \$ -                        | \$ -                                 |
| State Of Indiana                               | 53-05-31-101-042.000-004 |        | 1A              | N  | \$ -                    | \$ -                    | \$ -                           | \$ -                       | \$ -                     | \$ -                     | \$ -                            | \$ -                        | \$ -                                 |
| State Of Indiana                               | 53-05-31-101-001.000-004 |        | 1A              | N  | \$ -                    | \$ -                    | \$ -                           | \$ -                       | \$ -                     | \$ -                     | \$ -                            | \$ -                        | \$ -                                 |
| State Of Indiana                               | 53-05-31-101-016.000-004 |        | 1A              | N  | \$ -                    | \$ -                    | \$ -                           | \$ -                       | \$ -                     | \$ -                     | \$ -                            | \$ -                        | \$ -                                 |
| State Of Indiana                               | 53-05-20-300-025.000-004 |        | 1A              | N  | \$ -                    | \$ -                    | \$ -                           | \$ -                       | \$ -                     | \$ -                     | \$ -                            | \$ -                        | \$ -                                 |
| Apple, Velma Eileen                            | 53-05-29-200-029.000-004 |        | 1A              | N  | \$ -                    | \$ -                    | \$ -                           | \$ -                       | \$ -                     | \$ -                     | \$ -                            | \$ -                        | \$ -                                 |
| Sturgis G. S., Inc.                            | 53-05-31-101-028.000-004 |        | 1A              | N  | \$ -                    | \$ -                    | \$ -                           | \$ -                       | \$ -                     | \$ -                     | \$ -                            | \$ -                        | \$ -                                 |



# City of Bloomington

## Area #1A: South-West Annexation Area - Circuit Breaker Impacts Analysis



| Owner Name   | Parcel #                 | Waiver | Annexation Area | AG | Pre-Annex 1% CB Credits | Pre-Annex 2% CB Credits | Pre-Annex 65 & Over CB Credits | Pre-Annex Total CB Credits | Post-Annex 1% CB Credits | Post-Annex 2% CB Credits | Post-Annex 65 & Over CB Credits | Post-Annex Total CB Credits | Total Post-Annex CB Credits Increase |
|--|--------------------------|--------|-----------------|----|-------------------------|-------------------------|--------------------------------|----------------------------|--------------------------|--------------------------|---------------------------------|-----------------------------|--------------------------------------|
| Clark, John & Joyce  | 53-05-30-300-011.000-004 | 1871   | 1A              | N  | \$ -                    | \$ -                    | \$ -                           | \$ -                       | \$ -                     | \$ -                     | \$ -                            | \$ -                        | \$ -                                 |
| State of Indiana   | 53-05-31-100-001.000-004 |        | 1A              | N  | \$ -                    | \$ -                    | \$ -                           | \$ -                       | \$ -                     | \$ -                     | \$ -                            | \$ -                        | \$ -                                 |
| Chumley, LLC; Gregory & William Fell; Mark & Bradford Gilardy; | 53-05-30-200-007.000-004 |        | 1A              | N  | \$ -                    | \$ -                    | \$ -                           | \$ -                       | \$ -                     | \$ -                     | \$ -                            | \$ -                        | \$ -                                 |
| State Of Indiana Dept Of National Resources                    | 53-05-30-200-015.000-004 |        | 1A              | N  | \$ -                    | \$ -                    | \$ -                           | \$ -                       | \$ -                     | \$ -                     | \$ -                            | \$ -                        | \$ -                                 |
| B-Town Enterprises LLC   | 53-05-29-200-001.000-004 |        | 1A              | N  | \$ -                    | \$ -                    | \$ -                           | \$ -                       | \$ -                     | \$ 157.50                | \$ -                            | \$ 157.50                   | \$ 157.50                            |
| Dillon, Dana E   | 53-05-29-200-052.000-004 |        | 1A              | N  | \$ -                    | \$ -                    | \$ -                           | \$ -                       | \$ -                     | \$ -                     | \$ -                            | \$ -                        | \$ -                                 |
| Thompson, Thomas & Barbara J                                   | 53-05-29-200-043.000-004 |        | 1A              | N  | \$ -                    | \$ -                    | \$ -                           | \$ -                       | \$ -                     | \$ -                     | \$ -                            | \$ -                        | \$ -                                 |
| Watkins Leasing LLC  | 53-05-31-203-004.000-004 |        | 1A              | N  | \$ -                    | \$ -                    | \$ -                           | \$ -                       | \$ -                     | \$ -                     | \$ -                            | \$ -                        | \$ -                                 |
| Cooksey, Fredrick L. & Laraine A.                              | 53-05-31-200-006.000-004 |        | 1A              | N  | \$ -                    | \$ -                    | \$ -                           | \$ -                       | \$ -                     | \$ -                     | \$ -                            | \$ -                        | \$ -                                 |
| Cox, Joseph D  | 53-05-30-300-025.000-004 | 2300   | 1A              | N  | \$ -                    | \$ -                    | \$ -                           | \$ -                       | \$ -                     | \$ 205.52                | \$ -                            | \$ 205.52                   | \$ 205.52                            |
| State of Indiana   | 53-05-31-101-024.000-004 |        | 1A              | N  | \$ -                    | \$ -                    | \$ -                           | \$ -                       | \$ -                     | \$ -                     | \$ -                            | \$ -                        | \$ -                                 |
| State of Indiana   | 53-05-31-101-006.000-004 |        | 1A              | N  | \$ -                    | \$ -                    | \$ -                           | \$ -                       | \$ -                     | \$ -                     | \$ -                            | \$ -                        | \$ -                                 |
| Hoadley, B. G. Inc.  | 53-05-29-200-026.000-004 |        | 1A              | N  | \$ -                    | \$ -                    | \$ -                           | \$ -                       | \$ -                     | \$ -                     | \$ -                            | \$ -                        | \$ -                                 |
| Hoadley, B. G. Inc.  | 53-05-29-200-015.000-004 |        | 1A              | N  | \$ -                    | \$ -                    | \$ -                           | \$ -                       | \$ -                     | \$ -                     | \$ -                            | \$ -                        | \$ -                                 |
| Matharu Property Management LLC                                | 53-05-29-200-027.002-004 |        | 1A              | N  | \$ -                    | \$ -                    | \$ -                           | \$ -                       | \$ -                     | \$ -                     | \$ -                            | \$ -                        | \$ -                                 |
| ZA Properties LLC  | 53-05-29-200-009.000-004 | 1534   | 1A              | N  | \$ -                    | \$ -                    | \$ -                           | \$ -                       | \$ -                     | \$ -                     | \$ -                            | \$ -                        | \$ -                                 |
| Stone Lake Corp  | 53-05-29-200-014.000-004 |        | 1A              | N  | \$ -                    | \$ -                    | \$ -                           | \$ -                       | \$ -                     | \$ -                     | \$ -                            | \$ -                        | \$ -                                 |

# City of Bloomington

## Area #1A: South-West Annexation Area - Circuit Breaker Impacts Analysis



| Owner Name                             | Parcel #                 | Waiver | Annexation Area | AG | Pre-Annex 1% CB Credits | Pre-Annex 2% CB Credits | Pre-Annex 65 & Over CB Credits | Pre-Annex Total CB Credits | Post-Annex 1% CB Credits | Post-Annex 2% CB Credits | Post-Annex 65 & Over CB Credits | Post-Annex Total CB Credits | Total Post-Annex CB Credits Increase |
|--|--------------------------|--------|-----------------|----|-------------------------|-------------------------|--------------------------------|----------------------------|--------------------------|--------------------------|---------------------------------|-----------------------------|--------------------------------------|
| Hoadley, B. G. Inc.                    | 53-05-29-200-028.000-004 |        | 1A              | N  | \$ -                    | \$ -                    | \$ -                           | \$ -                       | \$ -                     | \$ -                     | \$ -                            | \$ -                        | \$ -                                 |
| Stonelake Corp                         | 53-05-29-100-018.000-004 | 2291   | 1A              | N  | \$ -                    | \$ -                    | \$ -                           | \$ -                       | \$ -                     | \$ -                     | \$ -                            | \$ -                        | \$ -                                 |
| State of Indiana                       | 53-05-31-101-012.000-004 |        | 1A              | N  | \$ -                    | \$ -                    | \$ -                           | \$ -                       | \$ -                     | \$ -                     | \$ -                            | \$ -                        | \$ -                                 |
| C-Ray Properties LLC                   | 53-05-30-300-036.002-004 | 2339   | 1A              | N  | \$ -                    | \$ -                    | \$ -                           | \$ -                       | \$ -                     | \$ -                     | \$ -                            | \$ -                        | \$ -                                 |
| Melvin, Nancy E                        | 53-05-31-200-001.001-004 | 2301   | 1A              | N  | \$ -                    | \$ -                    | \$ -                           | \$ -                       | \$ -                     | \$ -                     | \$ -                            | \$ -                        | \$ -                                 |
| Pierce, Tina M                         | 53-05-31-200-002.000-004 |        | 1A              | N  | \$ -                    | \$ -                    | \$ -                           | \$ -                       | \$ -                     | \$ -                     | \$ -                            | \$ -                        | \$ -                                 |
| Cowden, Donald L Revocable Trust       | 53-05-31-200-008.000-004 |        | 1A              | N  | \$ -                    | \$ -                    | \$ -                           | \$ -                       | \$ -                     | \$ -                     | \$ -                            | \$ -                        | \$ -                                 |
| Cowden, Donald L Revocable Trust       | 53-05-31-200-001.000-004 |        | 1A              | N  | \$ -                    | \$ -                    | \$ -                           | \$ -                       | \$ -                     | \$ -                     | \$ -                            | \$ -                        | \$ -                                 |
| RM Bland Enterprises LLC               | 53-05-31-201-010.000-004 | 1624   | 1A              | N  | \$ -                    | \$ -                    | \$ -                           | \$ -                       | \$ -                     | \$ -                     | \$ -                            | \$ -                        | \$ -                                 |
| Westside Church Of Christ, Trustees Of | 53-05-31-201-004.000-004 | 1624   | 1A              | N  | \$ -                    | \$ -                    | \$ -                           | \$ -                       | \$ -                     | \$ -                     | \$ -                            | \$ -                        | \$ -                                 |
| C, & R Realty Llp                      | 53-05-31-201-002.000-004 | 1624   | 1A              | N  | \$ -                    | \$ -                    | \$ -                           | \$ -                       | \$ -                     | \$ -                     | \$ -                            | \$ -                        | \$ -                                 |
| Bloomington Shuttle Service Inc        | 53-05-31-201-013.000-004 | 1624   | 1A              | N  | \$ -                    | \$ -                    | \$ -                           | \$ -                       | \$ -                     | \$ -                     | \$ -                            | \$ -                        | \$ -                                 |
| Krebbs, Jerry & Phyllis                | 53-05-31-201-011.000-004 | 1624   | 1A              | N  | \$ -                    | \$ -                    | \$ -                           | \$ -                       | \$ -                     | \$ -                     | \$ -                            | \$ -                        | \$ -                                 |
| Mitchell, Christine                    | 53-05-31-201-003.000-004 | 1624   | 1A              | N  | \$ -                    | \$ -                    | \$ -                           | \$ -                       | \$ -                     | \$ -                     | \$ -                            | \$ -                        | \$ -                                 |
| Smith & Son Auto Repair Inc            | 53-05-31-201-008.000-004 | 1624   | 1A              | N  | \$ -                    | \$ -                    | \$ -                           | \$ -                       | \$ -                     | \$ -                     | \$ -                            | \$ -                        | \$ -                                 |
| Parrish Family Farms LLC               | 53-05-31-201-005.000-004 | 1624   | 1A              | N  | \$ -                    | \$ -                    | \$ -                           | \$ -                       | \$ -                     | \$ -                     | \$ -                            | \$ -                        | \$ -                                 |
| Williams, Ronald F Revocable Trust     | 53-05-31-201-014.000-004 | 1624   | 1A              | N  | \$ -                    | \$ -                    | \$ -                           | \$ -                       | \$ -                     | \$ -                     | \$ -                            | \$ -                        | \$ -                                 |
| ABC Contractors LLC                    | 53-05-31-201-009.000-004 | 1624   | 1A              | N  | \$ -                    | \$ -                    | \$ -                           | \$ -                       | \$ -                     | \$ -                     | \$ -                            | \$ -                        | \$ -                                 |
| Williams, Ronald F Revocable Trust     | 53-05-31-201-012.000-004 | 1624   | 1A              | N  | \$ -                    | \$ -                    | \$ -                           | \$ -                       | \$ -                     | \$ -                     | \$ -                            | \$ -                        | \$ -                                 |
| Northside Commercial Rentals LLC       | 53-05-31-201-015.000-004 | 1624   | 1A              | N  | \$ -                    | \$ -                    | \$ -                           | \$ -                       | \$ -                     | \$ -                     | \$ -                            | \$ -                        | \$ -                                 |
| Williams, Ronald F Revocable Trust     | 53-05-31-201-006.000-004 | 1592   | 1A              | N  | \$ -                    | \$ -                    | \$ -                           | \$ -                       | \$ -                     | \$ -                     | \$ -                            | \$ -                        | \$ -                                 |
| Bozarth Holding LLC                    | 53-05-31-201-007.000-004 | 1624   | 1A              | N  | \$ -                    | \$ -                    | \$ -                           | \$ -                       | \$ -                     | \$ -                     | \$ -                            | \$ -                        | \$ -                                 |
| Cowden, Donald L Revocable Trust       | 53-05-31-201-001.000-004 | 1624   | 1A              | N  | \$ -                    | \$ -                    | \$ -                           | \$ -                       | \$ -                     | \$ -                     | \$ -                            | \$ -                        | \$ -                                 |
| Cowden, Donald L Revocable Trust       | 53-05-31-205-001.016-004 | 1624   | 1A              | N  | \$ -                    | \$ -                    | \$ -                           | \$ -                       | \$ -                     | \$ -                     | \$ -                            | \$ -                        | \$ -                                 |
| Cowden, Donald L Revocable Trust       | 53-05-31-205-001.017-004 | 1624   | 1A              | N  | \$ -                    | \$ -                    | \$ -                           | \$ -                       | \$ -                     | \$ -                     | \$ -                            | \$ -                        | \$ -                                 |
| Parrish Family Farms LLC               | 53-05-31-205-001.018-004 | 1624   | 1A              | N  | \$ -                    | \$ -                    | \$ -                           | \$ -                       | \$ -                     | \$ -                     | \$ -                            | \$ -                        | \$ -                                 |
| Wistreich, David M & Elyse L;          |                          |        |                 |    |                         |                         |                                |                            |                          |                          |                                 |                             |                                      |
| Wistreich, Samuel Solomon              | 53-05-29-100-018.029-004 | 2291   | 1A              | N  | \$ -                    | \$ -                    | \$ -                           | \$ -                       | \$ 293.89                | \$ -                     | \$ -                            | \$ 293.89                   | \$ 293.89                            |
| Wooden, Steven W & Nancy E             | 53-05-29-100-018.030-004 | 2291   | 1A              | N  | \$ -                    | \$ -                    | \$ -                           | \$ -                       | \$ 432.92                | \$ -                     | \$ -                            | \$ 432.92                   | \$ 432.92                            |
| Thoma, Mark & Jane                     | 53-05-29-100-018.031-004 | 2291   | 1A              | N  | \$ -                    | \$ -                    | \$ -                           | \$ -                       | \$ 407.92                | \$ -                     | \$ -                            | \$ 407.92                   | \$ 407.92                            |
| Kleiner, Kristopher                    | 53-05-29-100-018.032-004 | 2291   | 1A              | N  | \$ -                    | \$ -                    | \$ -                           | \$ -                       | \$ 392.69                | \$ -                     | \$ -                            | \$ 392.69                   | \$ 392.69                            |
| Sinn, Nancy L Revocable Trust          | 53-05-29-100-018.039-004 |        | 1A              | N  | \$ -                    | \$ -                    | \$ -                           | \$ -                       | \$ 248.20                | \$ -                     | \$ -                            | \$ 248.20                   | \$ 248.20                            |
| Argenbright, James L & Jillaine Gay    | 53-05-29-100-018.040-004 |        | 1A              | N  | \$ -                    | \$ -                    | \$ -                           | \$ -                       | \$ 251.50                | \$ -                     | \$ -                            | \$ 251.50                   | \$ 251.50                            |
| Stonelake Corp                         | 53-05-29-100-018.098-004 | 2291   | 1A              | N  | \$ -                    | \$ -                    | \$ -                           | \$ -                       | \$ -                     | \$ -                     | \$ -                            | \$ -                        | \$ -                                 |
| Stonelake Corp                         | 53-05-29-100-018.099-004 |        | 1A              | N  | \$ -                    | \$ -                    | \$ -                           | \$ -                       | \$ -                     | \$ -                     | \$ -                            | \$ -                        | \$ -                                 |
| Stone Lake Corp                        | 53-01-21-180-101.000-004 |        | 1A              | N  | \$ -                    | \$ -                    | \$ -                           | \$ -                       | \$ -                     | \$ -                     | \$ -                            | \$ -                        | \$ -                                 |
| Loman, Scott S. & Shearn, James W.     | 53-05-29-100-016.000-004 |        | 1A              | N  | \$ -                    | \$ -                    | \$ -                           | \$ -                       | \$ 144.87                | \$ -                     | \$ -                            | \$ 144.87                   | \$ 144.87                            |
| Behrman, Eric L & McCann, Sharon S     | 53-05-29-100-054.000-004 |        | 1A              | N  | \$ -                    | \$ -                    | \$ -                           | \$ -                       | \$ 125.93                | \$ -                     | \$ -                            | \$ 125.93                   | \$ 125.93                            |
| Addisu, Hannah N                       | 53-05-29-100-011.000-004 |        | 1A              | N  | \$ -                    | \$ -                    | \$ -                           | \$ -                       | \$ 130.88                | \$ -                     | \$ -                            | \$ 130.88                   | \$ 130.88                            |
| Kuebler, Sandra                        | 53-05-29-100-031.000-004 |        | 1A              | N  | \$ -                    | \$ -                    | \$ -                           | \$ -                       | \$ 104.01                | \$ -                     | \$ -                            | \$ 104.01                   | \$ 104.01                            |
| Hoke, Nancy K & Dean E                 | 53-05-29-100-030.000-004 |        | 1A              | N  | \$ -                    | \$ -                    | \$ -                           | \$ -                       | \$ 130.78                | \$ -                     | \$ -                            | \$ 130.78                   | \$ 130.78                            |
| Greene, Earl & Rosann                  | 53-05-29-100-024.000-004 |        | 1A              | N  | \$ -                    | \$ -                    | \$ -                           | \$ -                       | \$ -                     | \$ 434.01                | \$ -                            | \$ 434.01                   | \$ 434.01                            |

# City of Bloomington

## Area #1A: South-West Annexation Area - Circuit Breaker Impacts Analysis



| Owner Name   | Parcel #                 | Waiver | Annexation Area | AG | Pre-Annex 1% CB Credits | Pre-Annex 2% CB Credits | Pre-Annex 65 & Over CB Credits | Pre-Annex Total CB Credits | Post-Annex 1% CB Credits | Post-Annex 2% CB Credits | Post-Annex 65 & Over CB Credits | Post-Annex Total CB Credits | Total Post-Annex CB Credits Increase |
|--|--------------------------|--------|-----------------|----|-------------------------|-------------------------|--------------------------------|----------------------------|--------------------------|--------------------------|---------------------------------|-----------------------------|--------------------------------------|
| Koch, Edward R & Christine A   | 53-05-29-100-042.000-004 |        | 1A              | N  | \$ -                    | \$ -                    | \$ -                           | \$ -                       | \$ 97.95                 | \$ -                     | \$ -                            | \$ 97.95                    | \$ 97.95                             |
| Phillips, Bert F & Karen F   | 53-05-29-100-049.000-004 |        | 1A              | N  | \$ -                    | \$ -                    | \$ -                           | \$ -                       | \$ 229.57                | \$ -                     | \$ -                            | \$ 229.57                   | \$ 229.57                            |
| Slater, Sunny K  | 53-05-29-100-006.000-004 | 1769   | 1A              | N  | \$ -                    | \$ -                    | \$ -                           | \$ -                       | \$ 85.19                 | \$ -                     | \$ -                            | \$ 85.19                    | \$ 85.19                             |
| Harpring, Elizabeth A  | 53-05-29-100-012.000-004 |        | 1A              | N  | \$ -                    | \$ -                    | \$ -                           | \$ -                       | \$ 61.72                 | \$ -                     | \$ -                            | \$ 61.72                    | \$ 61.72                             |
| Tabereaux, Martha H  | 53-05-29-100-017.000-004 |        | 1A              | N  | \$ -                    | \$ -                    | \$ -                           | \$ -                       | \$ 182.63                | \$ -                     | \$ -                            | \$ 182.63                   | \$ 182.63                            |
| Hust, Darrell V & Lillian E  | 53-05-29-100-009.000-004 |        | 1A              | N  | \$ -                    | \$ -                    | \$ -                           | \$ -                       | \$ 107.01                | \$ -                     | \$ -                            | \$ 107.01                   | \$ 107.01                            |
| Graves, Richard A & Elizabeth S  | 53-05-29-100-003.000-004 |        | 1A              | N  | \$ -                    | \$ -                    | \$ -                           | \$ -                       | \$ 156.41                | \$ -                     | \$ -                            | \$ 156.41                   | \$ 156.41                            |
| Mizgalski, Tina L; Jennifer Galvan; Kelly L & Tracy N Rank                     | 53-05-29-100-036.000-004 |        | 1A              | N  | \$ -                    | \$ -                    | \$ -                           | \$ -                       | \$ -                     | \$ 469.60                | \$ -                            | \$ 469.60                   | \$ 469.60                            |
| Stonelake Corp   | 53-05-29-100-061.000-004 |        | 1A              | N  | \$ -                    | \$ -                    | \$ -                           | \$ -                       | \$ -                     | \$ -                     | \$ -                            | \$ -                        | \$ -                                 |
| Stonelake Corp   | 53-05-29-100-035.000-004 | 1927   | 1A              | N  | \$ -                    | \$ -                    | \$ -                           | \$ -                       | \$ -                     | \$ -                     | \$ -                            | \$ -                        | \$ -                                 |
| Stonelake Corp   | 53-05-29-100-050.000-004 |        | 1A              | N  | \$ -                    | \$ -                    | \$ -                           | \$ -                       | \$ -                     | \$ -                     | \$ -                            | \$ -                        | \$ -                                 |
| Hauser, Claudia G  | 53-05-29-100-028.000-004 |        | 1A              | N  | \$ -                    | \$ -                    | \$ -                           | \$ -                       | \$ 144.47                | \$ -                     | \$ -                            | \$ 144.47                   | \$ 144.47                            |
| Grubb, Donald E & Waneta J   | 53-05-31-203-010.000-004 |        | 1A              | N  | \$ -                    | \$ -                    | \$ -                           | \$ -                       | \$ -                     | \$ -                     | \$ -                            | \$ -                        | \$ -                                 |
| Bryan Rental Inc   | 53-05-31-204-001.000-004 | 1023   | 1A              | N  | \$ -                    | \$ -                    | \$ -                           | \$ -                       | \$ -                     | \$ -                     | \$ -                            | \$ -                        | \$ -                                 |
| Bryan Rental Inc   | 53-05-31-204-006.000-004 |        | 1A              | N  | \$ -                    | \$ -                    | \$ -                           | \$ -                       | \$ -                     | \$ -                     | \$ -                            | \$ -                        | \$ -                                 |
| Bryan Rental Inc   | 53-05-31-204-004.000-004 |        | 1A              | N  | \$ -                    | \$ -                    | \$ -                           | \$ -                       | \$ -                     | \$ -                     | \$ -                            | \$ -                        | \$ -                                 |
| Bryan Rental Inc   | 53-05-31-204-002.000-004 |        | 1A              | N  | \$ -                    | \$ -                    | \$ -                           | \$ -                       | \$ -                     | \$ -                     | \$ -                            | \$ -                        | \$ -                                 |
| TDDM LLC   | 53-05-31-204-003.000-004 |        | 1A              | N  | \$ -                    | \$ -                    | \$ -                           | \$ -                       | \$ -                     | \$ -                     | \$ -                            | \$ -                        | \$ -                                 |
| Cardinal-indiana Inc   | 53-05-31-203-025.000-004 |        | 1A              | N  | \$ -                    | \$ -                    | \$ -                           | \$ -                       | \$ -                     | \$ -                     | \$ -                            | \$ -                        | \$ -                                 |
| Dyer, Michael & Susan M  | 53-05-31-203-013.000-004 | 1567   | 1A              | N  | \$ -                    | \$ -                    | \$ -                           | \$ -                       | \$ -                     | \$ -                     | \$ -                            | \$ -                        | \$ -                                 |
| Carefree Enterprises LLC   | 53-05-31-203-023.000-004 |        | 1A              | N  | \$ -                    | \$ -                    | \$ -                           | \$ -                       | \$ -                     | \$ -                     | \$ -                            | \$ -                        | \$ -                                 |
| Carefree Enterprises LLC   | 53-05-31-203-008.000-004 | 1271   | 1A              | N  | \$ -                    | \$ -                    | \$ -                           | \$ -                       | \$ -                     | \$ -                     | \$ -                            | \$ -                        | \$ -                                 |
| Strains, Laurens B, Post 604 Veterans of Foreign Wars of the United States Inc | 53-05-31-203-005.000-004 |        | 1A              | N  | \$ -                    | \$ -                    | \$ -                           | \$ -                       | \$ -                     | \$ -                     | \$ -                            | \$ -                        | \$ -                                 |
| Bryan Rental Inc   | 53-05-31-203-009.000-004 | 1435   | 1A              | N  | \$ -                    | \$ -                    | \$ -                           | \$ -                       | \$ -                     | \$ -                     | \$ -                            | \$ -                        | \$ -                                 |
| BACH 2182 Investments, LLC   | 53-05-31-202-004.000-004 | 2438   | 1A              | N  | \$ -                    | \$ -                    | \$ -                           | \$ -                       | \$ -                     | \$ -                     | \$ -                            | \$ -                        | \$ -                                 |
| BACH 2182 Investments, LLC   | 53-05-31-202-003.000-004 | 2438   | 1A              | N  | \$ -                    | \$ -                    | \$ -                           | \$ -                       | \$ -                     | \$ -                     | \$ -                            | \$ -                        | \$ -                                 |
| Hawkins, Ruby Jane   | 53-05-30-300-001.000-004 | 1873   | 1A              | N  | \$ -                    | \$ -                    | \$ -                           | \$ -                       | \$ -                     | \$ -                     | \$ -                            | \$ -                        | \$ -                                 |
| Baldwin, Larry E. & Marcia A.  | 53-05-31-200-009.000-004 |        | 1A              | N  | \$ -                    | \$ -                    | \$ 208.00                      | \$ 208.00                  | \$ -                     | \$ -                     | \$ 628.02                       | \$ 628.02                   | \$ 420.02                            |
| Storey, Nathen   | 53-05-29-200-046.000-004 |        | 1A              | N  | \$ -                    | \$ -                    | \$ -                           | \$ -                       | \$ -                     | \$ 348.12                | \$ -                            | \$ 348.12                   | \$ 348.12                            |
| Reed Quarries, Inc.  | 53-05-29-200-016.000-004 |        | 1A              | N  | \$ -                    | \$ -                    | \$ -                           | \$ -                       | \$ -                     | \$ -                     | \$ -                            | \$ -                        | \$ -                                 |
| State Of Indiana   | 53-05-29-200-055.000-004 |        | 1A              | N  | \$ -                    | \$ -                    | \$ -                           | \$ -                       | \$ -                     | \$ -                     | \$ -                            | \$ -                        | \$ -                                 |
| Dede, Paul M   | 53-05-29-100-032.000-004 |        | 1A              | N  | \$ -                    | \$ -                    | \$ -                           | \$ -                       | \$ 255.50                | \$ -                     | \$ -                            | \$ 255.50                   | \$ 255.50                            |
| Rimstidt, Robert & Nelda S   | 53-05-29-100-001.000-004 | 1927   | 1A              | N  | \$ -                    | \$ -                    | \$ -                           | \$ -                       | \$ 303.67                | \$ -                     | \$ -                            | \$ 303.67                   | \$ 303.67                            |
| Densford, Catherine C  | 53-05-29-100-005.000-004 | 1927   | 1A              | N  | \$ -                    | \$ -                    | \$ -                           | \$ -                       | \$ 118.52                | \$ -                     | \$ -                            | \$ 118.52                   | \$ 118.52                            |
| Cowden, J.D.   | 53-05-29-100-019.000-004 | 1927   | 1A              | N  | \$ -                    | \$ -                    | \$ -                           | \$ -                       | \$ -                     | \$ 459.46                | \$ -                            | \$ 459.46                   | \$ 459.46                            |
| Ashton, Andrew J   | 53-05-29-100-020.000-004 | 1927   | 1A              | N  | \$ -                    | \$ -                    | \$ -                           | \$ -                       | \$ 184.28                | \$ -                     | \$ -                            | \$ 184.28                   | \$ 184.28                            |
| BACH 2128 Investments, LLC   | 53-05-31-202-005.000-004 | 2438   | 1A              | N  | \$ -                    | \$ -                    | \$ -                           | \$ -                       | \$ -                     | \$ -                     | \$ -                            | \$ -                        | \$ -                                 |
| Shelby Bloomington LLC   | 53-05-31-202-007.000-004 |        | 1A              | N  | \$ -                    | \$ -                    | \$ -                           | \$ -                       | \$ -                     | \$ -                     | \$ -                            | \$ -                        | \$ -                                 |
| Monroe County Real Estate Investment LLC                                       | 53-05-31-202-001.000-004 |        | 1A              | N  | \$ -                    | \$ -                    | \$ -                           | \$ -                       | \$ -                     | \$ -                     | \$ -                            | \$ -                        | \$ -                                 |
| Tarbert Properties LLC   | 53-05-31-203-012.000-004 |        | 1A              | N  | \$ -                    | \$ -                    | \$ -                           | \$ -                       | \$ -                     | \$ -                     | \$ -                            | \$ -                        | \$ -                                 |
| Hoosier Hills Food Bank Inc  | 53-05-31-203-019.000-004 |        | 1A              | N  | \$ -                    | \$ -                    | \$ -                           | \$ -                       | \$ -                     | \$ -                     | \$ -                            | \$ -                        | \$ -                                 |
| Hoosier Hills Food Bank Inc  | 53-05-31-203-022.000-004 |        | 1A              | N  | \$ -                    | \$ -                    | \$ -                           | \$ -                       | \$ -                     | \$ -                     | \$ -                            | \$ -                        | \$ -                                 |
| MCD Machine Incorporated   | 53-05-31-203-006.000-004 |        | 1A              | N  | \$ -                    | \$ -                    | \$ -                           | \$ -                       | \$ -                     | \$ -                     | \$ -                            | \$ -                        | \$ -                                 |
| Fosnacht, Kevin J  | 53-05-29-100-004.000-004 | 1927   | 1A              | N  | \$ -                    | \$ -                    | \$ -                           | \$ -                       | \$ 50.61                 | \$ -                     | \$ -                            | \$ 50.61                    | \$ 50.61                             |
| Danielson, Keith A. & L/E Danielson, Marilyn J.                                | 53-05-29-100-002.000-004 | 1927   | 1A              | N  | \$ -                    | \$ -                    | \$ -                           | \$ -                       | \$ 218.86                | \$ -                     | \$ -                            | \$ 218.86                   | \$ 218.86                            |
| Van Hook, Philip & Barbara Revocable Trust                                     | 53-05-29-100-010.000-004 | 1927   | 1A              | N  | \$ -                    | \$ -                    | \$ -                           | \$ -                       | \$ 211.86                | \$ -                     | \$ -                            | \$ 211.86                   | \$ 211.86                            |
| Satter, Richard E & Ethel A  | 53-05-29-100-037.000-004 | 1927   | 1A              | N  | \$ -                    | \$ -                    | \$ -                           | \$ -                       | \$ 177.70                | \$ -                     | \$ -                            | \$ 177.70                   | \$ 177.70                            |

# City of Bloomington

## Area #1A: South-West Annexation Area - Circuit Breaker Impacts Analysis



| Owner Name  | Parcel #                 | Waiver | Annexation Area | AG | Pre-Annex 1% CB Credits | Pre-Annex 2% CB Credits | Pre-Annex 65 & Over CB Credits | Pre-Annex Total CB Credits | Post-Annex 1% CB Credits | Post-Annex 2% CB Credits | Post-Annex 65 & Over CB Credits | Post-Annex Total CB Credits | Total Post-Annex CB Credits Increase |
|---|--------------------------|--------|-----------------|----|-------------------------|-------------------------|--------------------------------|----------------------------|--------------------------|--------------------------|---------------------------------|-----------------------------|--------------------------------------|
| Boyd, Michael W & Judith A  | 53-05-29-100-055.000-004 | 1927   | 1A              | N  | \$ -                    | \$ -                    | \$ -                           | \$ -                       | \$ -                     | \$ -                     | \$ -                            | \$ -                        | \$ -                                 |
| Pate, Marvin L & Terry J  | 53-05-29-100-059.000-004 | 1927   | 1A              | N  | \$ -                    | \$ -                    | \$ -                           | \$ -                       | \$ 632.27                | \$ -                     | \$ -                            | \$ 632.27                   | \$ 632.27                            |
| Heaton, Donald & Wildonna Edwards                                     | 53-05-29-100-033.000-004 | 1927   | 1A              | N  | \$ -                    | \$ -                    | \$ -                           | \$ -                       | \$ 477.79                | \$ -                     | \$ -                            | \$ 477.79                   | \$ 477.79                            |
| McKinney Family Revocable Trust                                       | 53-05-29-100-060.000-004 | 1927   | 1A              | N  | \$ -                    | \$ -                    | \$ -                           | \$ -                       | \$ -                     | \$ -                     | \$ -                            | \$ -                        | \$ -                                 |
| Hellums, William L & Sabrina M  | 53-05-29-100-034.000-004 | 1927   | 1A              | N  | \$ -                    | \$ -                    | \$ -                           | \$ -                       | \$ 337.53                | \$ -                     | \$ -                            | \$ 337.53                   | \$ 337.53                            |
| Keucher, Stephen L & Diane M Revocable Trust                          | 53-05-29-100-025.000-004 | 1927   | 1A              | N  | \$ -                    | \$ -                    | \$ -                           | \$ -                       | \$ 408.22                | \$ -                     | \$ -                            | \$ 408.22                   | \$ 408.22                            |
| Hoadley, B. G. Inc.   | 53-05-20-300-001.000-004 |        | 1A              | N  | \$ -                    | \$ -                    | \$ -                           | \$ -                       | \$ -                     | \$ -                     | \$ -                            | \$ -                        | \$ -                                 |
| HHI Properties LLC  | 53-05-31-203-017.000-004 | 1215   | 1A              | N  | \$ -                    | \$ -                    | \$ -                           | \$ -                       | \$ -                     | \$ -                     | \$ -                            | \$ -                        | \$ -                                 |
| Cloud, Carol A Revocable Trust & Cloud, Todd D Trust & Ison, Dennis C | 53-05-31-203-024.000-004 |        | 1A              | N  | \$ -                    | \$ -                    | \$ -                           | \$ -                       | \$ -                     | \$ -                     | \$ -                            | \$ -                        | \$ -                                 |
| His Properties LLC  | 53-05-31-203-011.000-004 | 2142   | 1A              | N  | \$ -                    | \$ -                    | \$ -                           | \$ -                       | \$ -                     | \$ -                     | \$ -                            | \$ -                        | \$ -                                 |
| Huntley, David Rex & Karlene B  | 53-05-31-203-003.000-004 |        | 1A              | N  | \$ -                    | \$ -                    | \$ -                           | \$ -                       | \$ -                     | \$ -                     | \$ -                            | \$ -                        | \$ -                                 |
| Tarbert Properties LLC  | 53-05-31-203-020.000-004 | 2192   | 1A              | N  | \$ -                    | \$ -                    | \$ -                           | \$ -                       | \$ -                     | \$ -                     | \$ -                            | \$ -                        | \$ -                                 |
| Shelby Bloomington LLC  | 53-05-31-202-006.000-004 | 1687   | 1A              | N  | \$ -                    | \$ -                    | \$ -                           | \$ -                       | \$ -                     | \$ -                     | \$ -                            | \$ -                        | \$ -                                 |
| Gailes Gas & Electric Inc.  | 53-05-31-203-014.000-004 |        | 1A              | N  | \$ -                    | \$ -                    | \$ -                           | \$ -                       | \$ -                     | \$ -                     | \$ -                            | \$ -                        | \$ -                                 |
| E & B Paving Inc  | 53-05-31-203-018.000-004 |        | 1A              | N  | \$ -                    | \$ -                    | \$ -                           | \$ -                       | \$ -                     | \$ -                     | \$ -                            | \$ -                        | \$ -                                 |
| Hanna, William K Trucking Inc   | 53-05-31-203-026.000-004 | 2091   | 1A              | N  | \$ -                    | \$ -                    | \$ -                           | \$ -                       | \$ -                     | \$ -                     | \$ -                            | \$ -                        | \$ -                                 |
| T & R Rentals LLC   | 53-05-31-203-015.000-004 |        | 1A              | N  | \$ -                    | \$ -                    | \$ -                           | \$ -                       | \$ -                     | \$ -                     | \$ -                            | \$ -                        | \$ -                                 |
| Sowders, Gerald   | 53-05-31-203-007.000-004 |        | 1A              | N  | \$ -                    | \$ -                    | \$ -                           | \$ -                       | \$ -                     | \$ -                     | \$ -                            | \$ -                        | \$ -                                 |
| Hoadley, B G Inc  | 53-05-29-200-023.000-005 |        | 1A              | N  | \$ -                    | \$ -                    | \$ -                           | \$ -                       | \$ -                     | \$ -                     | \$ -                            | \$ -                        | \$ -                                 |
| Wakhungu, Henry Kerre & Phoebe Khasiala                               | 53-05-29-100-026.000-004 |        | 1A              | N  | \$ -                    | \$ -                    | \$ -                           | \$ -                       | \$ -                     | \$ 254.98                | \$ -                            | \$ 254.98                   | \$ 254.98                            |
| Siebert, Patricia H & Andrew  | 53-05-29-200-051.000-004 |        | 1A              | N  | \$ -                    | \$ -                    | \$ -                           | \$ -                       | \$ -                     | \$ -                     | \$ -                            | \$ -                        | \$ -                                 |
| Reed Quarries, Inc.   | 53-05-20-300-033.000-004 |        | 1A              | N  | \$ -                    | \$ -                    | \$ -                           | \$ -                       | \$ -                     | \$ -                     | \$ -                            | \$ -                        | \$ -                                 |
| AT&T Network Real Estate Administration                               | 53-01-22-063-010.000-004 |        | 1A              | N  | \$ -                    | \$ -                    | \$ -                           | \$ -                       | \$ -                     | \$ -                     | \$ -                            | \$ -                        | \$ -                                 |
| HREH LLC  | 53-05-31-203-016.000-004 |        | 1A              | N  | \$ -                    | \$ -                    | \$ -                           | \$ -                       | \$ -                     | \$ -                     | \$ -                            | \$ -                        | \$ -                                 |
| Langley, Robert C & Helen V   | 53-05-31-200-005.000-004 | 2504   | 1A              | N  | \$ -                    | \$ -                    | \$ -                           | \$ -                       | \$ 105.66                | \$ -                     | \$ -                            | \$ 105.66                   | \$ 105.66                            |
| O'Malley, Linda L   | 53-09-01-202-016.000-015 |        | 1A              | N  | \$ -                    | \$ -                    | \$ -                           | \$ -                       | \$ -                     | \$ 364.89                | \$ -                            | \$ 364.89                   | \$ 364.89                            |
| Pate, Sharon A  | 53-09-12-201-013.000-015 |        | 1A              | N  | \$ -                    | \$ -                    | \$ -                           | \$ -                       | \$ -                     | \$ -                     | \$ -                            | \$ -                        | \$ -                                 |
| Johnson, Larry E. & Deborah E.  | 53-09-01-210-015.000-015 |        | 1A              | N  | \$ -                    | \$ -                    | \$ -                           | \$ -                       | \$ 9.40                  | \$ -                     | \$ -                            | \$ 9.40                     | \$ 9.40                              |
| Creek, Donald E & Sandra M  | 53-09-12-201-016.000-015 |        | 1A              | N  | \$ -                    | \$ -                    | \$ -                           | \$ -                       | \$ -                     | \$ -                     | \$ -                            | \$ -                        | \$ -                                 |
| State Of Indiana  | 53-01-61-740-001.000-015 |        | 1A              | N  | \$ -                    | \$ -                    | \$ -                           | \$ -                       | \$ -                     | \$ -                     | \$ -                            | \$ -                        | \$ -                                 |
| Manns, Sojourner Ann  | 53-09-01-209-058.000-015 |        | 1A              | N  | \$ -                    | \$ -                    | \$ -                           | \$ -                       | \$ -                     | \$ -                     | \$ -                            | \$ -                        | \$ -                                 |
| Wyatte, Andrea E  | 53-04-36-302-021.000-011 |        | 1A              | N  | \$ -                    | \$ -                    | \$ -                           | \$ -                       | \$ -                     | \$ -                     | \$ -                            | \$ -                        | \$ -                                 |
| Gronck, Jeffrey W & Linda A   | 53-04-36-303-035.000-011 |        | 1A              | N  | \$ -                    | \$ -                    | \$ -                           | \$ -                       | \$ 127.47                | \$ -                     | \$ -                            | \$ 127.47                   | \$ 127.47                            |
| Barber, Larry S & Kathy   | 53-04-36-303-048.000-011 |        | 1A              | N  | \$ -                    | \$ -                    | \$ -                           | \$ -                       | \$ -                     | \$ -                     | \$ -                            | \$ -                        | \$ -                                 |
| McGrath, Doris E & Owens, J Jordan                                    | 53-04-36-301-006.000-011 |        | 1A              | N  | \$ -                    | \$ -                    | \$ -                           | \$ -                       | \$ -                     | \$ -                     | \$ -                            | \$ -                        | \$ -                                 |
| Wampler, Jessie L   | 53-04-36-303-079.000-011 |        | 1A              | N  | \$ -                    | \$ -                    | \$ -                           | \$ -                       | \$ -                     | \$ -                     | \$ -                            | \$ -                        | \$ -                                 |
| McKee, Violeta G  | 53-04-36-301-003.000-011 |        | 1A              | N  | \$ -                    | \$ -                    | \$ -                           | \$ -                       | \$ -                     | \$ -                     | \$ -                            | \$ -                        | \$ -                                 |
| McKee, George B. & Fe Christine E.                                    | 53-04-36-303-064.000-011 |        | 1A              | N  | \$ -                    | \$ -                    | \$ -                           | \$ -                       | \$ -                     | \$ -                     | \$ -                            | \$ -                        | \$ -                                 |
| Cross, Debra L  | 53-04-36-302-004.000-011 |        | 1A              | N  | \$ -                    | \$ -                    | \$ -                           | \$ -                       | \$ -                     | \$ -                     | \$ -                            | \$ -                        | \$ -                                 |
| Linxwiler, Michael D & Linda L & Linxwiler, Zachary Dean              | 53-04-36-301-016.000-011 |        | 1A              | N  | \$ -                    | \$ -                    | \$ -                           | \$ -                       | \$ -                     | \$ -                     | \$ -                            | \$ -                        | \$ -                                 |
| Eppert, Joshua L & Brocklan D   | 53-09-01-213-030.000-015 |        | 1A              | N  | \$ -                    | \$ -                    | \$ -                           | \$ -                       | \$ 62.41                 | \$ -                     | \$ -                            | \$ 62.41                    | \$ 62.41                             |
| Rathbun, Travis & Heather   | 53-09-01-212-012.000-015 |        | 1A              | N  | \$ -                    | \$ -                    | \$ -                           | \$ -                       | \$ -                     | \$ -                     | \$ -                            | \$ -                        | \$ -                                 |
| Conder, William I. Jr. & Brenda R.                                    | 53-09-03-103-009.000-015 | 2282   | 1A              | N  | \$ -                    | \$ -                    | \$ -                           | \$ -                       | \$ -                     | \$ -                     | \$ -                            | \$ -                        | \$ -                                 |
| Hupp, Phillip E   | 53-09-01-212-011.000-015 |        | 1A              | N  | \$ -                    | \$ -                    | \$ -                           | \$ -                       | \$ -                     | \$ -                     | \$ -                            | \$ -                        | \$ -                                 |
| Public Investment Corp  | 53-09-01-300-027.000-015 |        | 1A              | N  | \$ -                    | \$ -                    | \$ -                           | \$ -                       | \$ -                     | \$ 2,942.13              | \$ -                            | \$ 2,942.13                 | \$ 2,942.13                          |

# City of Bloomington

## Area #1A: South-West Annexation Area - Circuit Breaker Impacts Analysis



| Owner Name   | Parcel #                 | Waiver | Annexation Area | AG | Pre-Annex 1% CB Credits | Pre-Annex 2% CB Credits | Pre-Annex 65 & Over CB Credits | Pre-Annex Total CB Credits | Post-Annex 1% CB Credits | Post-Annex 2% CB Credits | Post-Annex 65 & Over CB Credits | Post-Annex Total CB Credits | Total Post-Annex CB Credits Increase |
|--|--------------------------|--------|-----------------|----|-------------------------|-------------------------|--------------------------------|----------------------------|--------------------------|--------------------------|---------------------------------|-----------------------------|--------------------------------------|
| Back, Henry R & Alice A                              | 53-09-01-210-014.000-015 |        | 1A              | N  | \$ -                    | \$ -                    | \$ -                           | \$ -                       | \$ -                     | \$ -                     | \$ -                            | \$ -                        | \$ -                                 |
| Lawyer, Dan & Beth                                   | 53-09-01-210-013.000-015 |        | 1A              | N  | \$ -                    | \$ -                    | \$ -                           | \$ -                       | \$ -                     | \$ -                     | \$ -                            | \$ -                        | \$ -                                 |
| Yoder, Benjamin S & Stephanie D                      | 53-09-12-201-018.000-015 |        | 1A              | N  | \$ -                    | \$ -                    | \$ -                           | \$ -                       | \$ -                     | \$ -                     | \$ -                            | \$ -                        | \$ -                                 |
| Jaynes, Pamela K                                     | 53-09-12-201-027.000-015 |        | 1A              | N  | \$ -                    | \$ -                    | \$ -                           | \$ -                       | \$ -                     | \$ -                     | \$ -                            | \$ -                        | \$ -                                 |
| Prewitt, Dwight & Esther E Joint Revocable Trust     | 53-09-12-200-029.000-015 |        | 1A              | N  | \$ -                    | \$ -                    | \$ -                           | \$ -                       | \$ -                     | \$ 155.69                | \$ -                            | \$ 155.69                   | \$ 155.69                            |
| Lunsford, Lawrence                                   | 53-09-01-202-007.000-015 |        | 1A              | N  | \$ -                    | \$ -                    | \$ -                           | \$ -                       | \$ -                     | \$ 310.88                | \$ -                            | \$ 310.88                   | \$ 310.88                            |
| Prewitt, Dwight & Esther E Joint Revocable Trust     | 53-09-12-200-022.000-015 |        | 1A              | N  | \$ -                    | \$ -                    | \$ -                           | \$ -                       | \$ -                     | \$ 236.54                | \$ -                            | \$ 236.54                   | \$ 236.54                            |
| Prewitt, Dwight & Esther E Joint Revocable Trust     | 53-09-12-200-004.000-015 |        | 1A              | N  | \$ -                    | \$ -                    | \$ -                           | \$ -                       | \$ -                     | \$ 166.46                | \$ -                            | \$ 166.46                   | \$ 166.46                            |
| Lagneaux, Maurice                                    | 53-09-01-212-007.000-015 |        | 1A              | N  | \$ -                    | \$ -                    | \$ -                           | \$ -                       | \$ -                     | \$ -                     | \$ -                            | \$ -                        | \$ -                                 |
| Farmer, Benjamin Charles & Brittany Nicole           | 53-09-12-201-026.000-015 |        | 1A              | N  | \$ -                    | \$ -                    | \$ -                           | \$ -                       | \$ -                     | \$ -                     | \$ -                            | \$ -                        | \$ -                                 |
| Trinity Reformed Church of Bloomington, Indiana Inc. | 53-09-12-200-008.000-015 | 2373   | 1A              | N  | \$ -                    | \$ -                    | \$ -                           | \$ -                       | \$ -                     | \$ -                     | \$ -                            | \$ -                        | \$ -                                 |
| Funkhouser, Donald Gene; Funkhouser, Roger G &       | 53-09-11-400-009.000-015 |        | 1A              | N  | \$ -                    | \$ -                    | \$ -                           | \$ -                       | \$ -                     | \$ 343.17                | \$ -                            | \$ 343.17                   | \$ 343.17                            |
| State Of Indiana                                     | 53-09-11-400-011.000-015 |        | 1A              | N  | \$ -                    | \$ -                    | \$ -                           | \$ -                       | \$ -                     | \$ -                     | \$ -                            | \$ -                        | \$ -                                 |
| Trinity Reformed Church of Bloomington, Indiana Inc. | 53-09-11-400-006.000-015 | 2373   | 1A              | N  | \$ -                    | \$ -                    | \$ -                           | \$ -                       | \$ -                     | \$ -                     | \$ -                            | \$ -                        | \$ -                                 |
| State Of Indiana                                     | 53-09-11-400-005.000-015 |        | 1A              | N  | \$ -                    | \$ -                    | \$ -                           | \$ -                       | \$ -                     | \$ -                     | \$ -                            | \$ -                        | \$ -                                 |
| Trinity Reformed Church of Bloomington, Indiana Inc. | 53-09-11-400-006.002-015 | 2373   | 1A              | Y  | \$ -                    | \$ -                    | \$ -                           | \$ -                       | \$ -                     | \$ -                     | \$ -                            | \$ -                        | \$ -                                 |
| Curell, David & Annette                              | 53-09-11-400-006.004-015 | 2373   | 1A              | N  | \$ -                    | \$ -                    | \$ -                           | \$ -                       | \$ 432.24                | \$ -                     | \$ -                            | \$ 432.24                   | \$ 432.24                            |
| Boles, Michael & Lisa                                | 53-09-11-400-006.005-015 | 2373   | 1A              | N  | \$ -                    | \$ -                    | \$ -                           | \$ -                       | \$ -                     | \$ -                     | \$ -                            | \$ -                        | \$ -                                 |
| Coopridge, Karen M                                   | 53-09-02-200-075.000-015 | 1603   | 1A              | N  | \$ -                    | \$ -                    | \$ -                           | \$ -                       | \$ 100.15                | \$ -                     | \$ -                            | \$ 100.15                   | \$ 100.15                            |
| Tompkins, Douglas & Darla                            | 53-09-02-200-023.000-015 | 1603   | 1A              | N  | \$ -                    | \$ -                    | \$ -                           | \$ -                       | \$ 82.15                 | \$ -                     | \$ -                            | \$ 82.15                    | \$ 82.15                             |
| Nicholson, Justin R & Liesel E                       | 53-09-02-200-056.000-015 | 1603   | 1A              | N  | \$ -                    | \$ -                    | \$ -                           | \$ -                       | \$ 5.37                  | \$ -                     | \$ -                            | \$ 5.37                     | \$ 5.37                              |
| Lamb, Micah J & Erin Alexandra                       | 53-09-02-200-138.000-015 | 1603   | 1A              | N  | \$ -                    | \$ -                    | \$ -                           | \$ -                       | \$ -                     | \$ -                     | \$ -                            | \$ -                        | \$ -                                 |
| Newquist, Dayne W                                    | 53-09-02-200-140.000-015 | 1603   | 1A              | N  | \$ -                    | \$ -                    | \$ -                           | \$ -                       | \$ 139.80                | \$ -                     | \$ -                            | \$ 139.80                   | \$ 139.80                            |
| Kirby, Ricky W & Angela D                            | 53-09-02-200-121.000-015 | 1603   | 1A              | N  | \$ -                    | \$ -                    | \$ -                           | \$ -                       | \$ -                     | \$ -                     | \$ -                            | \$ -                        | \$ -                                 |
| McMillen, Jezreel                                    | 53-09-02-200-131.000-015 | 1603   | 1A              | N  | \$ -                    | \$ -                    | \$ -                           | \$ -                       | \$ 68.55                 | \$ -                     | \$ -                            | \$ 68.55                    | \$ 68.55                             |
| Von Buchler, Wolfgang H & Judith L                   | 53-09-02-200-014.000-015 | 1603   | 1A              | N  | \$ -                    | \$ -                    | \$ -                           | \$ -                       | \$ -                     | \$ -                     | \$ -                            | \$ -                        | \$ -                                 |
| McCroskey, Brian & Diane M                           | 53-09-02-200-031.000-015 | 1603   | 1A              | N  | \$ -                    | \$ -                    | \$ -                           | \$ -                       | \$ -                     | \$ -                     | \$ -                            | \$ -                        | \$ -                                 |
| Hartsock, Anna G                                     | 53-09-02-200-060.000-015 | 1603   | 1A              | N  | \$ -                    | \$ -                    | \$ -                           | \$ -                       | \$ -                     | \$ -                     | \$ -                            | \$ -                        | \$ -                                 |
| Warren, David C & Rachel K Fleishman                 | 53-09-02-200-102.000-015 | 1603   | 1A              | N  | \$ -                    | \$ -                    | \$ -                           | \$ -                       | \$ 2.75                  | \$ -                     | \$ -                            | \$ 2.75                     | \$ 2.75                              |
| Smith, Cynthia A & w//e Norma J Smith                | 53-09-02-200-061.000-015 | 1603   | 1A              | N  | \$ -                    | \$ -                    | \$ 461.00                      | \$ 461.00                  | \$ -                     | \$ -                     | \$ 954.34                       | \$ 954.34                   | \$ 493.34                            |
| Chastain, Randy Chester & Angelina Dawn              | 53-09-02-200-124.000-015 | 1603   | 1A              | N  | \$ -                    | \$ -                    | \$ -                           | \$ -                       | \$ -                     | \$ -                     | \$ -                            | \$ -                        | \$ -                                 |
| Goode, Jesse   | 53-09-02-200-105.000-015 | 1603   | 1A              | N  | \$ -                    | \$ -                    | \$ -                           | \$ -                       | \$ 76.01                 | \$ -                     | \$ -                            | \$ 76.01                    | \$ 76.01                             |
| Ernest, Nathan Ryan                                  | 53-09-02-200-125.000-015 | 1603   | 1A              | N  | \$ -                    | \$ -                    | \$ -                           | \$ -                       | \$ 106.72                | \$ -                     | \$ -                            | \$ 106.72                   | \$ 106.72                            |
| Smith, Cynthia A                                     | 53-09-02-200-103.000-015 | 1603   | 1A              | N  | \$ -                    | \$ -                    | \$ -                           | \$ -                       | \$ -                     | \$ -                     | \$ -                            | \$ -                        | \$ -                                 |
| Adams, Ryan J  | 53-09-02-200-032.000-015 | 1603   | 1A              | N  | \$ -                    | \$ -                    | \$ -                           | \$ -                       | \$ 80.40                 | \$ -                     | \$ -                            | \$ 80.40                    | \$ 80.40                             |
| Hapipat, Ben   | 53-09-02-200-083.000-015 | 1603   | 1A              | N  | \$ -                    | \$ -                    | \$ -                           | \$ -                       | \$ 46.18                 | \$ -                     | \$ -                            | \$ 46.18                    | \$ 46.18                             |
| Pendill-Weatherbee, Heather L                        | 53-09-02-200-005.001-015 | 1603   | 1A              | N  | \$ -                    | \$ -                    | \$ -                           | \$ -                       | \$ -                     | \$ -                     | \$ -                            | \$ -                        | \$ -                                 |
| Bentley, Todd J & Sally A                            | 53-09-02-200-148.000-015 | 1603   | 1A              | N  | \$ -                    | \$ -                    | \$ -                           | \$ -                       | \$ -                     | \$ -                     | \$ -                            | \$ -                        | \$ -                                 |
| Dorcon, Matthew; Tansley, Megan                      | 53-09-02-200-082.000-015 | 1603   | 1A              | N  | \$ -                    | \$ -                    | \$ -                           | \$ -                       | \$ 15.03                 | \$ -                     | \$ -                            | \$ 15.03                    | \$ 15.03                             |
| Newton, Laura A                                      | 53-09-02-200-026.000-015 | 1603   | 1A              | N  | \$ -                    | \$ -                    | \$ -                           | \$ -                       | \$ -                     | \$ -                     | \$ -                            | \$ -                        | \$ -                                 |

# City of Bloomington

## Area #1A: South-West Annexation Area - Circuit Breaker Impacts Analysis



| Owner Name   | Parcel #                 | Waiver | Annexation Area | AG | Pre-Annex 1% CB Credits | Pre-Annex 2% CB Credits | Pre-Annex 65 & Over CB Credits | Pre-Annex Total CB Credits | Post-Annex 1% CB Credits | Post-Annex 2% CB Credits | Post-Annex 65 & Over CB Credits | Post-Annex Total CB Credits | Total Post-Annex CB Credits Increase |
|--|--------------------------|--------|-----------------|----|-------------------------|-------------------------|--------------------------------|----------------------------|--------------------------|--------------------------|---------------------------------|-----------------------------|--------------------------------------|
| Stonechase Homeowners Association, Inc                   | 53-09-02-400-003.097-015 | 2309   | 1A              | N  | \$ -                    | \$ -                    | \$ -                           | \$ -                       | \$ -                     | \$ -                     | \$ -                            | \$ -                        | \$ -                                 |
| Stonechase Homeowners Association, Inc                   | 53-09-02-400-003.099-015 | 2309   | 1A              | N  | \$ -                    | \$ -                    | \$ -                           | \$ -                       | \$ -                     | \$ -                     | \$ -                            | \$ -                        | \$ -                                 |
| Burris, Carla J  | 53-09-01-210-004.000-015 |        | 1A              | N  | \$ -                    | \$ -                    | \$ -                           | \$ -                       | \$ -                     | \$ -                     | \$ 470.83                       | \$ 470.83                   | \$ 470.83                            |
| Mobley, Frank M Jr & Julia M                             | 53-09-02-101-002.000-015 |        | 1A              | N  | \$ -                    | \$ -                    | \$ -                           | \$ -                       | \$ -                     | \$ -                     | \$ -                            | \$ -                        | \$ -                                 |
| Higgins, Richard L & Patricia L                          | 53-09-02-101-015.000-015 |        | 1A              | N  | \$ -                    | \$ -                    | \$ -                           | \$ -                       | \$ 66.35                 | \$ -                     | \$ -                            | \$ 66.35                    | \$ 66.35                             |
| Martin, Timothy Dale & San , Patricia E Wong Swie        | 53-09-12-201-019.000-015 |        | 1A              | N  | \$ -                    | \$ -                    | \$ -                           | \$ -                       | \$ -                     | \$ -                     | \$ -                            | \$ -                        | \$ -                                 |
| Santo, Christy J   | 53-09-01-202-034.000-015 |        | 1A              | N  | \$ -                    | \$ -                    | \$ -                           | \$ -                       | \$ -                     | \$ -                     | \$ -                            | \$ -                        | \$ -                                 |
| Spears, Elizabeth A & Dennis L                           | 53-09-01-209-027.000-015 |        | 1A              | N  | \$ -                    | \$ -                    | \$ -                           | \$ -                       | \$ -                     | \$ -                     | \$ -                            | \$ -                        | \$ -                                 |
| Payne, Vincent G. & Regina M.                            | 53-09-01-212-025.000-015 |        | 1A              | N  | \$ -                    | \$ -                    | \$ -                           | \$ -                       | \$ 56.56                 | \$ -                     | \$ -                            | \$ 56.56                    | \$ 56.56                             |
| Fitch, Jonathan M & Mayaflor S                           | 53-09-01-209-042.000-015 |        | 1A              | N  | \$ -                    | \$ -                    | \$ -                           | \$ -                       | \$ -                     | \$ -                     | \$ -                            | \$ -                        | \$ -                                 |
| Shaw, Robert V & Nancy L                                 | 53-09-11-101-002.000-015 |        | 1A              | N  | \$ -                    | \$ -                    | \$ -                           | \$ -                       | \$ -                     | \$ -                     | \$ -                            | \$ -                        | \$ -                                 |
| Shaw, Russell E  | 53-09-11-101-001.000-015 |        | 1A              | N  | \$ -                    | \$ -                    | \$ -                           | \$ -                       | \$ -                     | \$ -                     | \$ -                            | \$ -                        | \$ -                                 |
| State Of Indiana   | 53-09-14-100-014.000-015 |        | 1A              | N  | \$ -                    | \$ -                    | \$ -                           | \$ -                       | \$ -                     | \$ -                     | \$ -                            | \$ -                        | \$ -                                 |
| Westmoreland LLC   | 53-09-12-201-005.000-015 |        | 1A              | N  | \$ -                    | \$ -                    | \$ -                           | \$ -                       | \$ -                     | \$ 313.14                | \$ -                            | \$ 313.14                   | \$ 313.14                            |
| Crandall, Ruth Ann                                       | 53-09-01-209-067.000-015 |        | 1A              | N  | \$ -                    | \$ -                    | \$ -                           | \$ -                       | \$ -                     | \$ -                     | \$ -                            | \$ -                        | \$ -                                 |
| Cochrane, Clyde S III & Shari L Foust                    | 53-09-02-300-022.000-015 |        | 1A              | N  | \$ -                    | \$ -                    | \$ -                           | \$ -                       | \$ 109.35                | \$ -                     | \$ -                            | \$ 109.35                   | \$ 109.35                            |
| White, Jill R  | 53-09-01-400-009.000-015 |        | 1A              | N  | \$ -                    | \$ -                    | \$ -                           | \$ -                       | \$ -                     | \$ 248.31                | \$ -                            | \$ 248.31                   | \$ 248.31                            |
| Brown, Dale R  | 53-09-01-210-009.000-015 |        | 1A              | N  | \$ -                    | \$ -                    | \$ -                           | \$ -                       | \$ 58.01                 | \$ -                     | \$ -                            | \$ 58.01                    | \$ 58.01                             |
| Jennings, Kevin R & April E                              | 53-09-12-201-024.000-015 |        | 1A              | N  | \$ -                    | \$ -                    | \$ -                           | \$ -                       | \$ -                     | \$ -                     | \$ -                            | \$ -                        | \$ -                                 |
| Byers, John E Revocable Trust                            | 53-09-12-200-021.001-015 | 2087   | 1A              | N  | \$ -                    | \$ -                    | \$ -                           | \$ -                       | \$ -                     | \$ -                     | \$ -                            | \$ -                        | \$ -                                 |
| Byers, John E Revocable Trust                            | 53-09-12-200-021.002-015 | 2087   | 1A              | N  | \$ -                    | \$ -                    | \$ -                           | \$ -                       | \$ 67.23                 | \$ 580.47                | \$ -                            | \$ 647.70                   | \$ 647.70                            |
| Culver, Lyn R & Linda J                                  | 53-09-01-213-001.000-015 |        | 1A              | N  | \$ -                    | \$ -                    | \$ -                           | \$ -                       | \$ -                     | \$ -                     | \$ -                            | \$ -                        | \$ -                                 |
| Cardwell, Wilma M Trust                                  | 53-09-01-211-001.000-015 |        | 1A              | N  | \$ -                    | \$ -                    | \$ 353.00                      | \$ 353.00                  | \$ -                     | \$ -                     | \$ 914.05                       | \$ 914.05                   | \$ 561.05                            |
| Harden, Bobbi J & Fuller, Vicki                          | 53-04-36-303-012.000-011 |        | 1A              | N  | \$ -                    | \$ -                    | \$ -                           | \$ -                       | \$ -                     | \$ -                     | \$ -                            | \$ -                        | \$ -                                 |
| Roberts, Christopher M & Diane D                         | 53-04-36-303-028.000-011 |        | 1A              | N  | \$ -                    | \$ -                    | \$ -                           | \$ -                       | \$ 286.29                | \$ -                     | \$ -                            | \$ 286.29                   | \$ 286.29                            |
| Ivy Tech State College                                   | 53-04-35-400-005.000-011 |        | 1A              | N  | \$ -                    | \$ -                    | \$ -                           | \$ -                       | \$ -                     | \$ -                     | \$ -                            | \$ -                        | \$ -                                 |
| Storage Express Holdings III                             | 53-04-35-401-002.000-011 | 1514   | 1A              | N  | \$ -                    | \$ 1,237.96             | \$ -                           | \$ 1,237.96                | \$ -                     | \$ 888.52                | \$ -                            | \$ 888.52                   | \$ (349.43)                          |
| Tree Of Life Inc   | 53-04-35-401-005.000-011 |        | 1A              | N  | \$ -                    | \$ -                    | \$ -                           | \$ -                       | \$ -                     | \$ -                     | \$ -                            | \$ -                        | \$ -                                 |
| Bell, Jason D & Carrie A Brinson                         | 53-04-36-100-041.000-011 | 1131   | 1A              | N  | \$ -                    | \$ -                    | \$ -                           | \$ -                       | \$ 122.43                | \$ -                     | \$ -                            | \$ 122.43                   | \$ 122.43                            |
| Bruce, Perry S & Sheila R                                | 53-04-36-303-007.000-011 |        | 1A              | N  | \$ -                    | \$ 1,050.44             | \$ -                           | \$ 1,050.44                | \$ -                     | \$ 753.93                | \$ -                            | \$ 753.93                   | \$ (296.50)                          |
| State Of Indiana   | 53-04-36-303-044.000-011 |        | 1A              | N  | \$ -                    | \$ -                    | \$ -                           | \$ -                       | \$ -                     | \$ -                     | \$ -                            | \$ -                        | \$ -                                 |
| Tasus Corp   | 53-04-35-401-003.000-011 |        | 1A              | N  | \$ -                    | \$ -                    | \$ -                           | \$ -                       | \$ -                     | \$ -                     | \$ -                            | \$ -                        | \$ -                                 |
| State Of Indiana   | 53-09-12-300-018.000-015 |        | 1A              | N  | \$ -                    | \$ -                    | \$ -                           | \$ -                       | \$ -                     | \$ -                     | \$ -                            | \$ -                        | \$ -                                 |
| James, Nusawan   | 53-09-01-202-023.000-015 |        | 1A              | N  | \$ -                    | \$ -                    | \$ -                           | \$ -                       | \$ -                     | \$ -                     | \$ -                            | \$ -                        | \$ -                                 |
| Xha, Kostandin & Violeta                                 | 53-09-01-209-044.000-015 |        | 1A              | N  | \$ -                    | \$ -                    | \$ -                           | \$ -                       | \$ -                     | \$ -                     | \$ -                            | \$ -                        | \$ -                                 |
| Public Investment Corporation                            | 53-09-12-100-011.000-015 |        | 1A              | N  | \$ -                    | \$ -                    | \$ -                           | \$ -                       | \$ -                     | \$ -                     | \$ -                            | \$ -                        | \$ -                                 |
| Perfection Bakeries Inc.                                 | 53-09-12-100-015.000-015 |        | 1A              | N  | \$ -                    | \$ -                    | \$ -                           | \$ -                       | \$ -                     | \$ -                     | \$ -                            | \$ -                        | \$ -                                 |
| Kiefer, Bryan J  | 53-09-01-213-017.000-015 |        | 1A              | N  | \$ -                    | \$ -                    | \$ -                           | \$ -                       | \$ -                     | \$ -                     | \$ -                            | \$ -                        | \$ -                                 |
| Scott, Michele E   | 53-09-01-209-031.000-015 |        | 1A              | N  | \$ -                    | \$ -                    | \$ -                           | \$ -                       | \$ -                     | \$ -                     | \$ -                            | \$ -                        | \$ -                                 |
| Church Of Jesus Christ Of Latter Day Saints, Corp Of The | 53-09-01-200-018.000-015 | 1835   | 1A              | N  | \$ -                    | \$ -                    | \$ -                           | \$ -                       | \$ -                     | \$ -                     | \$ -                            | \$ -                        | \$ -                                 |
| State Of Indiana   | 53-09-01-200-007.000-015 |        | 1A              | N  | \$ -                    | \$ -                    | \$ -                           | \$ -                       | \$ -                     | \$ -                     | \$ -                            | \$ -                        | \$ -                                 |
| Board Of Co Commissioners                                | 53-09-01-200-017.000-015 |        | 1A              | N  | \$ -                    | \$ -                    | \$ -                           | \$ -                       | \$ -                     | \$ -                     | \$ -                            | \$ -                        | \$ -                                 |
| Milhoan, Gary L & Barbara L                              | 53-09-01-302-013.000-015 |        | 1A              | N  | \$ -                    | \$ -                    | \$ -                           | \$ -                       | \$ -                     | \$ -                     | \$ -                            | \$ -                        | \$ -                                 |
| Cox, Jeanine A Revocable Trust                           | 53-09-02-200-025.000-015 | 1603   | 1A              | N  | \$ -                    | \$ -                    | \$ -                           | \$ -                       | \$ -                     | \$ -                     | \$ -                            | \$ -                        | \$ -                                 |
| DeLong, Mark   | 53-09-02-200-136.000-015 | 1603   | 1A              | N  | \$ -                    | \$ -                    | \$ -                           | \$ -                       | \$ -                     | \$ -                     | \$ -                            | \$ -                        | \$ -                                 |
| Wilson, Michael T & Christine L                          | 53-09-01-213-037.000-015 |        | 1A              | N  | \$ -                    | \$ -                    | \$ -                           | \$ -                       | \$ -                     | \$ -                     | \$ -                            | \$ -                        | \$ -                                 |

# City of Bloomington

## Area #1A: South-West Annexation Area - Circuit Breaker Impacts Analysis

| Owner Name  | Parcel #                 | Waiver | Annexation Area | AG | Pre-Annex 1% CB Credits | Pre-Annex 2% CB Credits | Pre-Annex 65 & Over CB Credits | Pre-Annex Total CB Credits | Post-Annex 1% CB Credits | Post-Annex 2% CB Credits | Post-Annex 65 & Over CB Credits | Post-Annex Total CB Credits | Total Post-Annex CB Credits Increase |
|---|--------------------------|--------|-----------------|----|-------------------------|-------------------------|--------------------------------|----------------------------|--------------------------|--------------------------|---------------------------------|-----------------------------|--------------------------------------|
| Shaw, Robert V & Nancy L; Shaw-Scott, Jessica; Scott, Jordan Thomas | 53-09-01-212-016.000-015 |        | 1A              | N  | \$ -                    | \$ -                    | \$ -                           | \$ -                       | \$ -                     | \$ -                     | \$ -                            | \$ -                        | \$ -                                 |
| Rothrock, Kim Mark & Tracy  | 53-09-12-201-002.000-015 |        | 1A              | N  | \$ -                    | \$ -                    | \$ -                           | \$ -                       | \$ -                     | \$ 273.34                | \$ -                            | \$ 273.34                   | \$ 273.34                            |
| MYERS, SANDRA A   | 53-09-02-200-054.000-015 | 1603   | 1A              | N  | \$ -                    | \$ -                    | \$ -                           | \$ -                       | \$ -                     | \$ -                     | \$ -                            | \$ -                        | \$ -                                 |
| Shupert, Jeffrey & Mindy  | 53-09-02-200-153.000-015 | 1603   | 1A              | N  | \$ -                    | \$ -                    | \$ -                           | \$ -                       | \$ 60.21                 | \$ -                     | \$ -                            | \$ 60.21                    | \$ 60.21                             |
| Cooksey, Lee A  | 53-09-02-200-019.000-015 | 1603   | 1A              | N  | \$ -                    | \$ -                    | \$ -                           | \$ -                       | \$ 74.69                 | \$ -                     | \$ -                            | \$ 74.69                    | \$ 74.69                             |
| Schaaf, Larry J J & Linda M   | 53-09-02-200-052.000-015 | 1603   | 1A              | N  | \$ -                    | \$ -                    | \$ -                           | \$ -                       | \$ -                     | \$ -                     | \$ -                            | \$ -                        | \$ -                                 |
| Hartman, Kathryn L  | 53-09-02-200-092.000-015 | 1603   | 1A              | N  | \$ -                    | \$ -                    | \$ -                           | \$ -                       | \$ -                     | \$ -                     | \$ -                            | \$ -                        | \$ -                                 |
| Grossman, Justin R  | 53-09-02-200-068.000-015 | 1603   | 1A              | N  | \$ -                    | \$ -                    | \$ -                           | \$ -                       | \$ -                     | \$ -                     | \$ -                            | \$ -                        | \$ -                                 |
| West, Lisa D  | 53-09-02-200-029.000-015 | 1603   | 1A              | N  | \$ -                    | \$ -                    | \$ -                           | \$ -                       | \$ -                     | \$ -                     | \$ -                            | \$ -                        | \$ -                                 |
| Adamchick, Joshua V & Rebecca A                                     | 53-09-02-200-094.000-015 | 1603   | 1A              | N  | \$ -                    | \$ -                    | \$ -                           | \$ -                       | \$ -                     | \$ -                     | \$ -                            | \$ -                        | \$ -                                 |
| Case Carl Michael & Mary Jane                                       | 53-09-02-200-095.000-015 | 1603   | 1A              | N  | \$ -                    | \$ -                    | \$ -                           | \$ -                       | \$ -                     | \$ -                     | \$ -                            | \$ -                        | \$ -                                 |
| Molique, Jean   | 53-09-02-200-116.000-015 | 1603   | 1A              | N  | \$ -                    | \$ -                    | \$ -                           | \$ -                       | \$ -                     | \$ -                     | \$ -                            | \$ -                        | \$ -                                 |
| Mcdonald, Darrel L. Jr. & Caitlin G.                                | 53-09-02-200-096.000-015 | 1603   | 1A              | N  | \$ -                    | \$ -                    | \$ -                           | \$ -                       | \$ 128.21                | \$ -                     | \$ -                            | \$ 128.21                   | \$ 128.21                            |
| Anderson, Timothy M & Janice L                                      | 53-09-02-200-158.000-015 | 1603   | 1A              | N  | \$ -                    | \$ -                    | \$ -                           | \$ -                       | \$ 60.66                 | \$ -                     | \$ -                            | \$ 60.66                    | \$ 60.66                             |
| Sturrock, Scot A & Deborah A  | 53-09-02-200-038.000-015 | 1603   | 1A              | N  | \$ -                    | \$ -                    | \$ -                           | \$ -                       | \$ 85.66                 | \$ -                     | \$ -                            | \$ 85.66                    | \$ 85.66                             |
| Hernandez, Marco A  | 53-09-02-200-081.000-015 | 1603   | 1A              | N  | \$ -                    | \$ -                    | \$ -                           | \$ -                       | \$ 169.01                | \$ -                     | \$ -                            | \$ 169.01                   | \$ 169.01                            |
| Morgan, Perry T   | 53-09-02-200-022.000-015 | 1603   | 1A              | N  | \$ -                    | \$ -                    | \$ -                           | \$ -                       | \$ -                     | \$ -                     | \$ -                            | \$ -                        | \$ -                                 |
| Strawn, Logan Z & Woo, Kun Ying Isabella                            | 53-09-02-200-042.000-015 | 1603   | 1A              | N  | \$ -                    | \$ -                    | \$ -                           | \$ -                       | \$ 46.18                 | \$ -                     | \$ -                            | \$ 46.18                    | \$ 46.18                             |
| Phelps, Sarah R & Tanner J  | 53-09-02-200-144.000-015 | 1603   | 1A              | N  | \$ -                    | \$ -                    | \$ -                           | \$ -                       | \$ 111.11                | \$ -                     | \$ -                            | \$ 111.11                   | \$ 111.11                            |
| Hmung, Van L  | 53-09-02-200-064.000-015 | 1603   | 1A              | N  | \$ -                    | \$ -                    | \$ -                           | \$ -                       | \$ 57.23                 | \$ -                     | \$ -                            | \$ 57.23                    | \$ 57.23                             |
| Lane, William D; Wilkinson-Lane, Morgan F                           | 53-09-12-201-021.000-015 |        | 1A              | N  | \$ -                    | \$ -                    | \$ -                           | \$ -                       | \$ -                     | \$ -                     | \$ -                            | \$ -                        | \$ -                                 |
| Public Investment Corp.   | 53-09-12-400-033.000-015 |        | 1A              | N  | \$ -                    | \$ -                    | \$ -                           | \$ -                       | \$ -                     | \$ -                     | \$ -                            | \$ -                        | \$ -                                 |
| Clark, Lois Jean & Bruce D  | 53-09-01-212-030.000-015 |        | 1A              | N  | \$ -                    | \$ -                    | \$ -                           | \$ -                       | \$ -                     | \$ -                     | \$ -                            | \$ -                        | \$ -                                 |
| Robertson, Ernie Jay  | 53-09-12-201-001.000-015 |        | 1A              | N  | \$ -                    | \$ -                    | \$ -                           | \$ -                       | \$ -                     | \$ -                     | \$ -                            | \$ -                        | \$ -                                 |
| Farris, Norma J   | 53-09-01-209-004.000-015 |        | 1A              | N  | \$ -                    | \$ -                    | \$ 365.00                      | \$ 365.00                  | \$ -                     | \$ -                     | \$ -                            | \$ -                        | \$ (365.00)                          |
| The Revocable Trust Agreement of Mobley, Joan                       | 53-09-01-300-015.000-015 |        | 1A              | N  | \$ -                    | \$ -                    | \$ -                           | \$ -                       | \$ -                     | \$ -                     | \$ -                            | \$ -                        | \$ -                                 |
| Ample Square LLC  | 53-09-01-300-008.000-015 |        | 1A              | N  | \$ -                    | \$ -                    | \$ -                           | \$ -                       | \$ -                     | \$ 3,134.37              | \$ -                            | \$ 3,134.37                 | \$ 3,134.37                          |
| Bryan Rental Inc  | 53-09-12-400-075.000-015 | 1389   | 1A              | N  | \$ -                    | \$ -                    | \$ -                           | \$ -                       | \$ -                     | \$ -                     | \$ -                            | \$ -                        | \$ -                                 |
| Puett, Jesse L & Judith A   | 53-09-01-213-003.000-015 |        | 1A              | N  | \$ -                    | \$ -                    | \$ 334.00                      | \$ 334.00                  | \$ -                     | \$ -                     | \$ 692.37                       | \$ 692.37                   | \$ 358.37                            |
| Stultz, Paul E & Claudette Trust                                    | 53-09-01-211-027.000-015 | 1770   | 1A              | N  | \$ -                    | \$ -                    | \$ -                           | \$ -                       | \$ -                     | \$ -                     | \$ -                            | \$ -                        | \$ -                                 |
| Easton, Tamara M.   | 53-09-01-300-004.000-015 |        | 1A              | N  | \$ -                    | \$ -                    | \$ -                           | \$ -                       | \$ -                     | \$ 191.99                | \$ -                            | \$ 191.99                   | \$ 191.99                            |
| Elliott, Luther V & Bessie L  | 53-09-01-211-020.000-015 |        | 1A              | N  | \$ -                    | \$ -                    | \$ -                           | \$ -                       | \$ 63.72                 | \$ -                     | \$ -                            | \$ 63.72                    | \$ 63.72                             |
| Short, Chuck  | 53-09-12-300-030.000-015 |        | 1A              | N  | \$ -                    | \$ -                    | \$ -                           | \$ -                       | \$ -                     | \$ -                     | \$ -                            | \$ -                        | \$ -                                 |
| Sparks, Randall A & Price, Amy E                                    | 53-09-03-103-008.000-015 | 2291   | 1A              | N  | \$ -                    | \$ -                    | \$ -                           | \$ -                       | \$ 0.98                  | \$ -                     | \$ -                            | \$ 0.98                     | \$ 0.98                              |
| Spurgetis, Nikolaos Andrew & Sonja Marie                            | 53-04-36-303-018.000-011 |        | 1A              | N  | \$ -                    | \$ -                    | \$ -                           | \$ -                       | \$ -                     | \$ -                     | \$ -                            | \$ -                        | \$ -                                 |
| Board Of Commissioners Of   | 53-04-35-400-002.000-011 |        | 1A              | N  | \$ -                    | \$ -                    | \$ -                           | \$ -                       | \$ -                     | \$ -                     | \$ -                            | \$ -                        | \$ -                                 |
| Board Of Commissioners Of   | 53-04-35-401-004.000-011 |        | 1A              | N  | \$ -                    | \$ -                    | \$ -                           | \$ -                       | \$ -                     | \$ -                     | \$ -                            | \$ -                        | \$ -                                 |
| Legacy Bloomington LLC  | 53-04-35-401-006.000-011 |        | 1A              | N  | \$ -                    | \$ -                    | \$ -                           | \$ -                       | \$ -                     | \$ -                     | \$ -                            | \$ -                        | \$ -                                 |
| Teige, Scott W. & Kathryn P.  | 53-04-36-202-004.000-011 |        | 1A              | N  | \$ -                    | \$ -                    | \$ -                           | \$ -                       | \$ 97.86                 | \$ -                     | \$ -                            | \$ 97.86                    | \$ 97.86                             |
| Foster, Chris   | 53-04-36-202-002.000-011 |        | 1A              | N  | \$ -                    | \$ -                    | \$ -                           | \$ -                       | \$ -                     | \$ -                     | \$ -                            | \$ -                        | \$ -                                 |
| Foster, Chris   | 53-04-36-202-001.000-011 |        | 1A              | N  | \$ -                    | \$ -                    | \$ -                           | \$ -                       | \$ -                     | \$ -                     | \$ -                            | \$ -                        | \$ -                                 |
| Holmes, Joyce E Trust   | 53-04-35-400-015.000-011 |        | 1A              | N  | \$ -                    | \$ 1,086.23             | \$ -                           | \$ 1,086.23                | \$ -                     | \$ 779.62                | \$ -                            | \$ 779.62                   | \$ (306.60)                          |
| Board Of Commissioners Of Monroe Co                                 | 53-04-35-400-012.000-011 |        | 1A              | N  | \$ -                    | \$ -                    | \$ -                           | \$ -                       | \$ -                     | \$ -                     | \$ -                            | \$ -                        | \$ -                                 |
| Ferris, Harry E & Mary W  | 53-04-36-303-036.000-011 |        | 1A              | N  | \$ -                    | \$ -                    | \$ -                           | \$ -                       | \$ -                     | \$ -                     | \$ -                            | \$ -                        | \$ -                                 |

# City of Bloomington



## Area #1A: South-West Annexation Area - Circuit Breaker Impacts Analysis

| Owner Name   | Parcel #                 | Waiver | Annexation Area | AG | Pre-Annex 1% CB Credits | Pre-Annex 2% CB Credits | Pre-Annex 65 & Over CB Credits | Pre-Annex Total CB Credits | Post-Annex 1% CB Credits | Post-Annex 2% CB Credits | Post-Annex 65 & Over CB Credits | Post-Annex Total CB Credits | Total Post-Annex CB Credits Increase |
|--|--------------------------|--------|-----------------|----|-------------------------|-------------------------|--------------------------------|----------------------------|--------------------------|--------------------------|---------------------------------|-----------------------------|--------------------------------------|
| Crum, Jo Ellen, Barbara June Carlile, Daniel Forest Brock W/L/E Brock, Margret L | 53-04-36-302-023.000-011 |        | 1A              | N  | \$ -                    | \$ -                    | \$ -                           | \$ -                       | \$ -                     | \$ -                     | \$ -                            | \$ -                        | \$ -                                 |
| Barger, Betty L  | 53-09-01-213-019.000-015 |        | 1A              | N  | \$ -                    | \$ -                    | \$ 231.00                      | \$ 231.00                  | \$ -                     | \$ -                     | \$ 816.12                       | \$ 816.12                   | \$ 585.12                            |
| Heard, Barry W I & Gretchen  | 53-09-01-213-016.000-015 |        | 1A              | N  | \$ -                    | \$ -                    | \$ -                           | \$ -                       | \$ 84.62                 | \$ -                     | \$ -                            | \$ 84.62                    | \$ 84.62                             |
| Deckard, Joseph P Revocable Trust & Deckard, Betty L Revocable Trust & Deckard,  | 53-09-01-212-009.000-015 |        | 1A              | N  | \$ -                    | \$ -                    | \$ -                           | \$ -                       | \$ -                     | \$ -                     | \$ -                            | \$ -                        | \$ -                                 |
| Jackson, Sonja A. B. (1%) & LaVonne, Laural L (99%)                              | 53-09-01-209-037.000-015 |        | 1A              | N  | \$ -                    | \$ -                    | \$ -                           | \$ -                       | \$ -                     | \$ -                     | \$ -                            | \$ -                        | \$ -                                 |
| Colbert, Michael K & Jan A   | 53-09-02-100-018.000-015 |        | 1A              | N  | \$ -                    | \$ -                    | \$ -                           | \$ -                       | \$ -                     | \$ -                     | \$ -                            | \$ -                        | \$ -                                 |
| Moore, John W  | 53-09-01-211-043.000-015 |        | 1A              | N  | \$ -                    | \$ -                    | \$ -                           | \$ -                       | \$ -                     | \$ -                     | \$ -                            | \$ -                        | \$ -                                 |
| Conn, Susan M  | 53-09-02-100-006.000-015 |        | 1A              | N  | \$ -                    | \$ -                    | \$ -                           | \$ -                       | \$ -                     | \$ -                     | \$ -                            | \$ -                        | \$ -                                 |
| Crouch, Lula Mae   | 53-09-01-213-027.000-015 |        | 1A              | N  | \$ -                    | \$ -                    | \$ -                           | \$ -                       | \$ -                     | \$ -                     | \$ -                            | \$ -                        | \$ -                                 |
| Wenning, Jason E & Lindsay E Joy-Wenning   | 53-09-12-201-044.000-015 |        | 1A              | N  | \$ -                    | \$ -                    | \$ -                           | \$ -                       | \$ -                     | \$ -                     | \$ -                            | \$ -                        | \$ -                                 |
| Wenning, Jason E & Lindsay E Joy-Wenning   | 53-09-12-200-010.000-015 |        | 1A              | N  | \$ -                    | \$ -                    | \$ -                           | \$ -                       | \$ -                     | \$ -                     | \$ -                            | \$ -                        | \$ -                                 |
| Hodges, Jamie B  | 53-09-02-200-147.000-015 | 1603   | 1A              | N  | \$ -                    | \$ -                    | \$ -                           | \$ -                       | \$ 143.56                | \$ -                     | \$ -                            | \$ 143.56                   | \$ 143.56                            |
| Escue, Charles E & Ochmaa D  | 53-09-02-200-080.000-015 | 1603   | 1A              | N  | \$ -                    | \$ -                    | \$ -                           | \$ -                       | \$ 129.09                | \$ -                     | \$ -                            | \$ 129.09                   | \$ 129.09                            |
| Robinson, Ian O  | 53-09-02-200-161.000-015 | 1603   | 1A              | N  | \$ -                    | \$ -                    | \$ -                           | \$ -                       | \$ 143.58                | \$ -                     | \$ -                            | \$ 143.58                   | \$ 143.58                            |
| Liebig, Michael T  | 53-09-02-200-024.000-015 | 1603   | 1A              | N  | \$ -                    | \$ -                    | \$ -                           | \$ -                       | \$ 6.26                  | \$ -                     | \$ -                            | \$ 6.26                     | \$ 6.26                              |
| Douglas, Tiesha D & Taurean M  | 53-09-02-200-021.000-015 | 1603   | 1A              | N  | \$ -                    | \$ -                    | \$ -                           | \$ -                       | \$ 179.98                | \$ -                     | \$ -                            | \$ 179.98                   | \$ 179.98                            |
| Butler, Kevin  | 53-09-02-200-154.000-015 | 1603   | 1A              | N  | \$ -                    | \$ -                    | \$ -                           | \$ -                       | \$ 105.41                | \$ -                     | \$ -                            | \$ 105.41                   | \$ 105.41                            |
| Dicks, Norman F & Sater, Suzan E   | 53-09-02-200-113.000-015 | 1603   | 1A              | N  | \$ -                    | \$ -                    | \$ 595.00                      | \$ 595.00                  | \$ -                     | \$ -                     | \$ 1,239.89                     | \$ 1,239.89                 | \$ 644.89                            |
| Clemons, Ruth E  | 53-09-12-201-022.000-015 |        | 1A              | N  | \$ -                    | \$ -                    | \$ -                           | \$ -                       | \$ -                     | \$ -                     | \$ -                            | \$ -                        | \$ -                                 |
| Fox, Emily C & Justin G  | 53-09-01-213-014.000-015 |        | 1A              | N  | \$ -                    | \$ -                    | \$ -                           | \$ -                       | \$ -                     | \$ -                     | \$ -                            | \$ -                        | \$ -                                 |
| Helms, Brooke  | 53-09-02-200-134.000-015 | 1603   | 1A              | N  | \$ -                    | \$ -                    | \$ -                           | \$ -                       | \$ -                     | \$ -                     | \$ -                            | \$ -                        | \$ -                                 |
| Kapperman, Barrett G & Sherry L  | 53-09-02-200-070.000-015 | 1603   | 1A              | N  | \$ -                    | \$ -                    | \$ -                           | \$ -                       | \$ -                     | \$ -                     | \$ -                            | \$ -                        | \$ -                                 |
| Dell, Paul A & Carol Ann   | 53-09-02-200-109.000-015 | 1603   | 1A              | N  | \$ -                    | \$ -                    | \$ -                           | \$ -                       | \$ -                     | \$ -                     | \$ -                            | \$ -                        | \$ -                                 |
| Burkett, Carla Kay   | 53-09-02-200-084.000-015 | 1603   | 1A              | N  | \$ -                    | \$ -                    | \$ 214.00                      | \$ 214.00                  | \$ -                     | \$ -                     | \$ 740.22                       | \$ 740.22                   | \$ 526.22                            |
| Self, Benjamin L & Raver, Tonya  | 53-09-02-200-088.000-015 | 1603   | 1A              | N  | \$ -                    | \$ -                    | \$ -                           | \$ -                       | \$ -                     | \$ -                     | \$ -                            | \$ -                        | \$ -                                 |
| Genda, Candace   | 53-09-02-200-090.000-015 | 1603   | 1A              | N  | \$ -                    | \$ -                    | \$ -                           | \$ -                       | \$ -                     | \$ -                     | \$ -                            | \$ -                        | \$ -                                 |
| Simmons, Christopher R   | 53-09-02-200-015.000-015 | 1603   | 1A              | N  | \$ -                    | \$ -                    | \$ -                           | \$ -                       | \$ -                     | \$ -                     | \$ -                            | \$ -                        | \$ -                                 |
| Coons, Laura Elaine  | 53-09-02-200-072.000-015 | 1603   | 1A              | N  | \$ -                    | \$ -                    | \$ -                           | \$ -                       | \$ 35.64                 | \$ -                     | \$ -                            | \$ 35.64                    | \$ 35.64                             |
| Hickman, David L   | 53-09-02-200-114.000-015 | 1603   | 1A              | N  | \$ -                    | \$ -                    | \$ -                           | \$ -                       | \$ 49.24                 | \$ -                     | \$ -                            | \$ 49.24                    | \$ 49.24                             |
| Bennett, Erik D  | 53-09-02-200-155.000-015 | 1603   | 1A              | N  | \$ -                    | \$ -                    | \$ -                           | \$ -                       | \$ 171.66                | \$ -                     | \$ -                            | \$ 171.66                   | \$ 171.66                            |
| Dickens, Donald E  | 53-09-02-200-156.000-015 | 1603   | 1A              | N  | \$ -                    | \$ -                    | \$ -                           | \$ -                       | \$ -                     | \$ -                     | \$ -                            | \$ -                        | \$ -                                 |
| Eggleston, Andy T & Jessica Kay  | 53-09-02-200-078.000-015 | 1603   | 1A              | N  | \$ -                    | \$ -                    | \$ -                           | \$ -                       | \$ 59.48                 | \$ -                     | \$ -                            | \$ 59.48                    | \$ 59.48                             |
| Kelly, Robert E & Sue E  | 53-09-02-200-117.000-015 | 1603   | 1A              | N  | \$ -                    | \$ -                    | \$ 156.00                      | \$ 156.00                  | \$ -                     | \$ -                     | \$ 816.83                       | \$ 816.83                   | \$ 660.83                            |
| Branaman, Desiree C; Williams, Zachary D   | 53-09-02-200-115.000-015 | 1603   | 1A              | N  | \$ -                    | \$ -                    | \$ -                           | \$ -                       | \$ -                     | \$ -                     | \$ -                            | \$ -                        | \$ -                                 |
| Achors, Jeffrey S & Kimberly   | 53-09-12-201-034.000-015 | 1737   | 1A              | N  | \$ -                    | \$ -                    | \$ -                           | \$ -                       | \$ 58.03                 | \$ -                     | \$ -                            | \$ 58.03                    | \$ 58.03                             |
| Achors, Jeffrey S & Kimberly   | 53-09-12-200-031.000-015 |        | 1A              | N  | \$ -                    | \$ -                    | \$ -                           | \$ -                       | \$ -                     | \$ -                     | \$ -                            | \$ -                        | \$ -                                 |
| Houghtelin, Bruce A Sr , Virginia M & Denise V                                   | 53-09-12-201-032.000-015 |        | 1A              | N  | \$ -                    | \$ -                    | \$ -                           | \$ -                       | \$ -                     | \$ -                     | \$ 417.05                       | \$ 417.05                   | \$ 417.05                            |
| Brashaber, Charlotte Curry Daniel Revocable Living Trust                         | 53-09-01-300-029.000-015 |        | 1A              | N  | \$ -                    | \$ -                    | \$ -                           | \$ -                       | \$ -                     | \$ -                     | \$ -                            | \$ -                        | \$ -                                 |
| Pritchett Living Trust   | 53-09-01-202-029.000-015 |        | 1A              | N  | \$ -                    | \$ -                    | \$ -                           | \$ -                       | \$ -                     | \$ -                     | \$ -                            | \$ -                        | \$ -                                 |
| Stevens, William E Jr & Andrea K   | 53-09-01-300-028.000-015 |        | 1A              | N  | \$ -                    | \$ -                    | \$ 746.00                      | \$ 746.00                  | \$ -                     | \$ -                     | \$ -                            | \$ -                        | \$ (746.00)                          |
| Linn, David C Revocable Living Trust For the Benefit of Linn, David C and then F | 53-09-01-212-021.000-015 |        | 1A              | N  | \$ -                    | \$ -                    | \$ -                           | \$ -                       | \$ -                     | \$ 293.61                | \$ -                            | \$ 293.61                   | \$ 293.61                            |



# City of Bloomington

## Area #1A: South-West Annexation Area - Circuit Breaker Impacts Analysis



| Owner Name                                   | Parcel #                 | Waiver | Annexation Area | AG | Pre-Annex 1% CB Credits | Pre-Annex 2% CB Credits | Pre-Annex 65 & Over CB Credits | Pre-Annex Total CB Credits | Post-Annex 1% CB Credits | Post-Annex 2% CB Credits | Post-Annex 65 & Over CB Credits | Post-Annex Total CB Credits | Total Post-Annex CB Credits Increase |
|--|--------------------------|--------|-----------------|----|-------------------------|-------------------------|--------------------------------|----------------------------|--------------------------|--------------------------|---------------------------------|-----------------------------|--------------------------------------|
| Stiglitz, Barbara M Irrevocable Trust        | 53-09-01-210-002.000-015 |        | 1A              | N  | \$ -                    | \$ -                    | \$ 194.00                      | \$ 194.00                  | \$ -                     | \$ -                     | \$ 562.24                       | \$ 562.24                   | \$ 368.24                            |
| Landvay, Christopher; Fox, Fallon            | 53-09-02-100-007.000-015 |        | 1A              | N  | \$ -                    | \$ -                    | \$ -                           | \$ -                       | \$ -                     | \$ -                     | \$ -                            | \$ -                        | \$ -                                 |
| Landvay, Christopher; Fox, Fallon            | 53-09-02-101-014.000-015 |        | 1A              | N  | \$ -                    | \$ -                    | \$ -                           | \$ -                       | \$ 186.57                | \$ -                     | \$ -                            | \$ 186.57                   | \$ 186.57                            |
| Rollins, Chom Yae                            | 53-09-12-300-064.000-015 |        | 1A              | N  | \$ -                    | \$ -                    | \$ 123.00                      | \$ 123.00                  | \$ -                     | \$ -                     | \$ -                            | \$ -                        | \$ (123.00)                          |
| Sharr, Karen G                               | 53-09-02-100-020.000-015 |        | 1A              | N  | \$ -                    | \$ -                    | \$ -                           | \$ -                       | \$ -                     | \$ -                     | \$ -                            | \$ -                        | \$ -                                 |
| Arnold, Jill R                               | 53-09-01-211-013.000-015 |        | 1A              | N  | \$ -                    | \$ -                    | \$ -                           | \$ -                       | \$ -                     | \$ -                     | \$ -                            | \$ -                        | \$ -                                 |
| Igo, Diana D                                 | 53-09-01-209-001.000-015 |        | 1A              | N  | \$ -                    | \$ -                    | \$ -                           | \$ -                       | \$ -                     | \$ -                     | \$ -                            | \$ -                        | \$ -                                 |
| Freeman, George A. & Jane O.p.               | 53-09-01-213-007.000-015 |        | 1A              | N  | \$ -                    | \$ -                    | \$ -                           | \$ -                       | \$ -                     | \$ -                     | \$ -                            | \$ -                        | \$ -                                 |
| Dicristo, Ciro & Dorothy M                   | 53-09-01-212-037.000-015 |        | 1A              | N  | \$ -                    | \$ -                    | \$ -                           | \$ -                       | \$ 53.63                 | \$ -                     | \$ -                            | \$ 53.63                    | \$ 53.63                             |
| Wright, Meredith M                           | 53-09-01-213-004.000-015 |        | 1A              | N  | \$ -                    | \$ -                    | \$ -                           | \$ -                       | \$ -                     | \$ -                     | \$ -                            | \$ -                        | \$ -                                 |
| Board Of Commissioners Monroe County, The    | 53-09-01-213-002.000-015 |        | 1A              | N  | \$ -                    | \$ -                    | \$ -                           | \$ -                       | \$ -                     | \$ -                     | \$ -                            | \$ -                        | \$ -                                 |
| Tracol Holdings LLC- Series B                | 53-09-01-300-024.000-015 | 1515   | 1A              | N  | \$ -                    | \$ -                    | \$ -                           | \$ -                       | \$ -                     | \$ 4,021.72              | \$ -                            | \$ 4,021.72                 | \$ 4,021.72                          |
| John E Byers LLC                             | 53-09-01-212-028.000-015 |        | 1A              | N  | \$ -                    | \$ -                    | \$ -                           | \$ -                       | \$ -                     | \$ 280.10                | \$ -                            | \$ 280.10                   | \$ 280.10                            |
| Buker, Barbara E.                            | 53-04-36-302-011.000-011 |        | 1A              | N  | \$ -                    | \$ -                    | \$ 243.00                      | \$ 243.00                  | \$ -                     | \$ -                     | \$ 456.08                       | \$ 456.08                   | \$ 213.08                            |
| England, Maggie Dee; O'Heran, Patrick        | 53-04-36-301-007.000-011 |        | 1A              | N  | \$ -                    | \$ -                    | \$ -                           | \$ -                       | \$ -                     | \$ -                     | \$ -                            | \$ -                        | \$ -                                 |
| Weddle, Harry Robert                         | 53-04-36-303-071.000-011 |        | 1A              | N  | \$ -                    | \$ -                    | \$ 362.00                      | \$ 362.00                  | \$ -                     | \$ -                     | \$ 690.38                       | \$ 690.38                   | \$ 328.38                            |
| Board Of Commissioners                       | 53-04-36-200-018.000-012 |        | 1A              | N  | \$ -                    | \$ -                    | \$ -                           | \$ -                       | \$ -                     | \$ -                     | \$ -                            | \$ -                        | \$ -                                 |
| Small Town Properties LLC                    | 53-04-36-301-018.000-011 |        | 1A              | N  | \$ -                    | \$ 815.45               | \$ -                           | \$ 815.45                  | \$ -                     | \$ 585.28                | \$ -                            | \$ 585.28                   | \$ (230.17)                          |
| Board Of Commissioners Monroe County, The    | 53-04-36-100-011.000-011 |        | 1A              | N  | \$ -                    | \$ -                    | \$ -                           | \$ -                       | \$ -                     | \$ -                     | \$ -                            | \$ -                        | \$ -                                 |
| Heitink Properties LLC                       | 53-04-36-100-042.000-011 | 1161   | 1A              | N  | \$ -                    | \$ -                    | \$ -                           | \$ -                       | \$ -                     | \$ -                     | \$ -                            | \$ -                        | \$ -                                 |
| MDV Spartannash LLC                          | 53-04-36-100-033.000-011 |        | 1A              | N  | \$ -                    | \$ -                    | \$ -                           | \$ -                       | \$ -                     | \$ -                     | \$ -                            | \$ -                        | \$ -                                 |
| Rose Properties LLC                          | 53-04-36-100-018.000-011 |        | 1A              | N  | \$ -                    | \$ -                    | \$ -                           | \$ -                       | \$ -                     | \$ -                     | \$ -                            | \$ -                        | \$ -                                 |
| RC One LP                                    | 53-04-36-100-024.000-011 | 1116   | 1A              | N  | \$ -                    | \$ -                    | \$ -                           | \$ -                       | \$ -                     | \$ -                     | \$ -                            | \$ -                        | \$ -                                 |
| Central Supply Company, Inc                  | 53-04-36-100-016.000-011 | 1161   | 1A              | N  | \$ -                    | \$ -                    | \$ -                           | \$ -                       | \$ -                     | \$ -                     | \$ -                            | \$ -                        | \$ -                                 |
| Arowcavage, Terry J & Lisa L                 | 53-04-36-303-054.000-011 |        | 1A              | N  | \$ -                    | \$ -                    | \$ -                           | \$ -                       | \$ 182.19                | \$ -                     | \$ -                            | \$ 182.19                   | \$ 182.19                            |
| McKee, Violeta G & Michelle L                | 53-04-36-301-002.000-011 |        | 1A              | N  | \$ -                    | \$ -                    | \$ -                           | \$ -                       | \$ -                     | \$ -                     | \$ -                            | \$ -                        | \$ -                                 |
| Hazel, William D & Sharon                    | 53-04-36-303-023.000-011 |        | 1A              | N  | \$ -                    | \$ -                    | \$ -                           | \$ -                       | \$ 77.69                 | \$ -                     | \$ -                            | \$ 77.69                    | \$ 77.69                             |
| Stewart, Dixie L                             | 53-04-36-303-094.000-011 |        | 1A              | N  | \$ -                    | \$ -                    | \$ -                           | \$ -                       | \$ 218.23                | \$ -                     | \$ -                            | \$ 218.23                   | \$ 218.23                            |
| Terkhorn, Lorelei Elaine                     | 53-04-36-303-017.000-011 |        | 1A              | N  | \$ -                    | \$ 1,051.99             | \$ -                           | \$ 1,051.99                | \$ -                     | \$ 755.05                | \$ -                            | \$ 755.05                   | \$ (296.94)                          |
| Foster, Chris                                | 53-04-36-200-002.000-011 |        | 1A              | N  | \$ -                    | \$ 19.45                | \$ -                           | \$ 19.45                   | \$ -                     | \$ 13.96                 | \$ -                            | \$ 13.96                    | \$ (5.49)                            |
| Edie, Wayne P & Norma J                      | 53-09-01-209-040.000-015 |        | 1A              | N  | \$ -                    | \$ -                    | \$ -                           | \$ -                       | \$ -                     | \$ -                     | \$ -                            | \$ -                        | \$ -                                 |
| Sadler, Walter L & Patricia                  | 53-09-01-211-036.000-015 |        | 1A              | N  | \$ -                    | \$ -                    | \$ -                           | \$ -                       | \$ -                     | \$ 308.63                | \$ -                            | \$ 308.63                   | \$ 308.63                            |
| Stigletts, Michael C                         | 53-09-01-211-017.000-015 |        | 1A              | N  | \$ -                    | \$ -                    | \$ -                           | \$ -                       | \$ -                     | \$ -                     | \$ -                            | \$ -                        | \$ -                                 |
| Franklin, Thomas R & Joyce D Revocable Trust | 53-09-01-211-039.000-015 |        | 1A              | N  | \$ -                    | \$ -                    | \$ -                           | \$ -                       | \$ -                     | \$ -                     | \$ -                            | \$ -                        | \$ -                                 |
| Silver Consulting Inc                        | 53-09-01-212-004.000-015 |        | 1A              | N  | \$ -                    | \$ -                    | \$ -                           | \$ -                       | \$ -                     | \$ 323.15                | \$ -                            | \$ 323.15                   | \$ 323.15                            |
| Crockett, Rosemary                           | 53-09-02-101-019.000-015 |        | 1A              | N  | \$ -                    | \$ -                    | \$ -                           | \$ -                       | \$ -                     | \$ -                     | \$ -                            | \$ -                        | \$ -                                 |
| Fisher, Donald C & Kathy J                   | 53-09-01-212-019.000-015 |        | 1A              | N  | \$ -                    | \$ -                    | \$ 191.00                      | \$ 191.00                  | \$ -                     | \$ -                     | \$ 664.27                       | \$ 664.27                   | \$ 473.27                            |
| Schuler, Michael A & Joyce A                 | 53-09-12-201-035.000-015 |        | 1A              | N  | \$ -                    | \$ -                    | \$ -                           | \$ -                       | \$ -                     | \$ -                     | \$ -                            | \$ -                        | \$ -                                 |
| John E Byers LLC                             | 53-09-01-202-027.000-015 |        | 1A              | N  | \$ -                    | \$ -                    | \$ -                           | \$ -                       | \$ -                     | \$ 246.05                | \$ -                            | \$ 246.05                   | \$ 246.05                            |
| Perian, Travis R & Cara L                    | 53-09-02-100-010.000-015 |        | 1A              | N  | \$ -                    | \$ -                    | \$ -                           | \$ -                       | \$ -                     | \$ -                     | \$ -                            | \$ -                        | \$ -                                 |
| Henline, Eli & Henline, Shawn S              | 53-09-01-202-022.000-015 |        | 1A              | N  | \$ -                    | \$ -                    | \$ -                           | \$ -                       | \$ 64.77                 | \$ -                     | \$ -                            | \$ 64.77                    | \$ 64.77                             |
| Hickman, Willette D                          | 53-09-01-209-008.000-015 |        | 1A              | N  | \$ -                    | \$ -                    | \$ 324.00                      | \$ 324.00                  | \$ -                     | \$ -                     | \$ 745.02                       | \$ 745.02                   | \$ 421.02                            |
| Ziepolt, Charles A                           | 53-09-02-101-016.000-015 |        | 1A              | N  | \$ -                    | \$ -                    | \$ -                           | \$ -                       | \$ 91.80                 | \$ -                     | \$ -                            | \$ 91.80                    | \$ 91.80                             |
| Burks, Christopher Grant & Heather Renee     | 53-09-01-202-017.000-015 |        | 1A              | N  | \$ -                    | \$ -                    | \$ -                           | \$ -                       | \$ -                     | \$ -                     | \$ -                            | \$ -                        | \$ -                                 |
| Lemieux, Robin L                             | 53-09-01-211-007.000-015 |        | 1A              | N  | \$ -                    | \$ -                    | \$ -                           | \$ -                       | \$ 56.26                 | \$ -                     | \$ -                            | \$ 56.26                    | \$ 56.26                             |
| Burks, Richard E                             | 53-09-01-212-029.000-015 |        | 1A              | N  | \$ -                    | \$ -                    | \$ -                           | \$ -                       | \$ 126.49                | \$ -                     | \$ -                            | \$ 126.49                   | \$ 126.49                            |
| Tatman, Anthony K & Dennise L                | 53-09-12-300-017.000-015 | 1776   | 1A              | N  | \$ -                    | \$ -                    | \$ -                           | \$ -                       | \$ -                     | \$ 634.03                | \$ -                            | \$ 634.03                   | \$ 634.03                            |

# City of Bloomington

## Area #1A: South-West Annexation Area - Circuit Breaker Impacts Analysis



| Owner Name   | Parcel #                 | Waiver | Annexation Area | AG | Pre-Annex 1% CB Credits | Pre-Annex 2% CB Credits | Pre-Annex 65 & Over CB Credits | Pre-Annex Total CB Credits | Post-Annex 1% CB Credits | Post-Annex 2% CB Credits | Post-Annex 65 & Over CB Credits | Post-Annex Total CB Credits | Total Post-Annex CB Credits Increase |
|--|--------------------------|--------|-----------------|----|-------------------------|-------------------------|--------------------------------|----------------------------|--------------------------|--------------------------|---------------------------------|-----------------------------|--------------------------------------|
| Public Investment Corporation  | 53-09-12-200-018.000-015 |        | 1A              | N  | \$ -                    | \$ -                    | \$ -                           | \$ -                       | \$ -                     | \$ 2,312.36              | \$ -                            | \$ 2,312.36                 | \$ 2,312.36                          |
| Public Investment Corp   | 53-09-12-200-001.000-015 |        | 1A              | N  | \$ -                    | \$ -                    | \$ -                           | \$ -                       | \$ -                     | \$ 364.45                | \$ -                            | \$ 364.45                   | \$ 364.45                            |
| Public Investment Corp   | 53-09-12-200-006.000-015 |        | 1A              | N  | \$ -                    | \$ -                    | \$ -                           | \$ -                       | \$ -                     | \$ 678.84                | \$ -                            | \$ 678.84                   | \$ 678.84                            |
| Public Investment Corporation  | 53-09-12-200-030.000-015 |        | 1A              | N  | \$ -                    | \$ -                    | \$ -                           | \$ -                       | \$ -                     | \$ -                     | \$ -                            | \$ -                        | \$ -                                 |
| Pearson, Jeremy J & Michell  | 53-09-01-302-005.000-015 |        | 1A              | N  | \$ -                    | \$ -                    | \$ -                           | \$ -                       | \$ -                     | \$ -                     | \$ -                            | \$ -                        | \$ -                                 |
| Jefferson, Kevin R   | 53-09-02-200-034.000-015 | 1603   | 1A              | N  | \$ -                    | \$ -                    | \$ -                           | \$ -                       | \$ -                     | \$ -                     | \$ -                            | \$ -                        | \$ -                                 |
| Knight, Kylon & Melissa J  | 53-09-02-200-111.000-015 | 1603   | 1A              | N  | \$ -                    | \$ -                    | \$ -                           | \$ -                       | \$ 105.41                | \$ -                     | \$ -                            | \$ 105.41                   | \$ 105.41                            |
| Johnson, Mary K  | 53-09-02-200-069.000-015 | 1603   | 1A              | N  | \$ -                    | \$ -                    | \$ -                           | \$ -                       | \$ -                     | \$ -                     | \$ -                            | \$ -                        | \$ -                                 |
| Landgraff, Thomas D & Norma  | 53-09-02-200-149.000-015 | 1603   | 1A              | N  | \$ -                    | \$ -                    | \$ -                           | \$ -                       | \$ 3.18                  | \$ -                     | \$ -                            | \$ 3.18                     | \$ 3.18                              |
| Bewley, Travis & Janet   | 53-09-02-200-046.000-015 | 1603   | 1A              | N  | \$ -                    | \$ -                    | \$ -                           | \$ -                       | \$ 4.06                  | \$ -                     | \$ -                            | \$ 4.06                     | \$ 4.06                              |
| Fleener, John W & Janet P Trust  | 53-09-02-200-129.000-015 | 1603   | 1A              | N  | \$ -                    | \$ -                    | \$ -                           | \$ -                       | \$ -                     | \$ -                     | \$ 785.97                       | \$ 785.97                   | \$ 785.97                            |
| Egan, Victoria D   | 53-09-02-200-066.000-015 | 1603   | 1A              | N  | \$ -                    | \$ -                    | \$ -                           | \$ -                       | \$ 128.21                | \$ -                     | \$ -                            | \$ 128.21                   | \$ 128.21                            |
| Byers, Richard S   | 53-09-02-200-089.000-015 | 1603   | 1A              | N  | \$ -                    | \$ -                    | \$ -                           | \$ -                       | \$ 127.78                | \$ -                     | \$ -                            | \$ 127.78                   | \$ 127.78                            |
| Alexander, Delinda L   | 53-09-02-200-110.000-015 | 1603   | 1A              | N  | \$ -                    | \$ -                    | \$ -                           | \$ -                       | \$ -                     | \$ -                     | \$ -                            | \$ -                        | \$ -                                 |
| Nickless, Logan J & Nicole L   | 53-09-02-200-017.000-015 | 1603   | 1A              | N  | \$ -                    | \$ -                    | \$ -                           | \$ -                       | \$ 43.11                 | \$ -                     | \$ -                            | \$ 43.11                    | \$ 43.11                             |
| Lawler, Craig D  | 53-09-02-200-151.000-015 | 1603   | 1A              | N  | \$ -                    | \$ -                    | \$ -                           | \$ -                       | \$ -                     | \$ -                     | \$ -                            | \$ -                        | \$ -                                 |
| Rose, Frederick J  | 53-09-01-209-022.000-015 |        | 1A              | N  | \$ -                    | \$ -                    | \$ -                           | \$ -                       | \$ -                     | \$ -                     | \$ -                            | \$ -                        | \$ -                                 |
| Heinlein, Joyce E Revocable Trust  | 53-09-01-213-020.000-015 |        | 1A              | N  | \$ -                    | \$ -                    | \$ -                           | \$ -                       | \$ -                     | \$ -                     | \$ -                            | \$ -                        | \$ -                                 |
| Wagner, Shane Nicholas   | 53-09-01-209-053.000-015 |        | 1A              | N  | \$ -                    | \$ -                    | \$ -                           | \$ -                       | \$ -                     | \$ -                     | \$ -                            | \$ -                        | \$ -                                 |
| Brashaber, Charlotte Curry Daniel Revocable Living Trust   | 53-09-01-210-010.000-015 |        | 1A              | N  | \$ -                    | \$ -                    | \$ -                           | \$ -                       | \$ 121.18                | \$ -                     | \$ -                            | \$ 121.18                   | \$ 121.18                            |
| Zhang, Guoqiang  | 53-09-02-200-053.000-015 | 1603   | 1A              | N  | \$ -                    | \$ -                    | \$ -                           | \$ -                       | \$ 83.91                 | \$ -                     | \$ -                            | \$ 83.91                    | \$ 83.91                             |
| Long, Virginia S   | 53-09-02-200-073.000-015 | 1603   | 1A              | N  | \$ -                    | \$ -                    | \$ -                           | \$ -                       | \$ -                     | \$ -                     | \$ -                            | \$ -                        | \$ -                                 |
| McHaley, Travis M; Shen, Junjie & Taylor, Debora J   | 53-09-02-200-030.000-015 | 1603   | 1A              | N  | \$ -                    | \$ -                    | \$ -                           | \$ -                       | \$ -                     | \$ -                     | \$ -                            | \$ -                        | \$ -                                 |
| Brewer, Michelle R   | 53-09-02-200-093.000-015 | 1603   | 1A              | N  | \$ -                    | \$ -                    | \$ -                           | \$ -                       | \$ -                     | \$ -                     | \$ -                            | \$ -                        | \$ -                                 |
| Herndon, Leticia   | 53-09-02-200-028.000-015 | 1603   | 1A              | N  | \$ -                    | \$ -                    | \$ -                           | \$ -                       | \$ 116.37                | \$ -                     | \$ -                            | \$ 116.37                   | \$ 116.37                            |
| Baugh, Joshua C  | 53-09-02-200-067.000-015 | 1603   | 1A              | N  | \$ -                    | \$ -                    | \$ -                           | \$ -                       | \$ 93.55                 | \$ -                     | \$ -                            | \$ 93.55                    | \$ 93.55                             |
| Washington, David A  | 53-09-02-200-133.000-015 | 1603   | 1A              | N  | \$ -                    | \$ -                    | \$ -                           | \$ -                       | \$ -                     | \$ -                     | \$ -                            | \$ -                        | \$ -                                 |
| Terzino, Debra   | 53-09-02-200-020.000-015 | 1603   | 1A              | N  | \$ -                    | \$ -                    | \$ -                           | \$ -                       | \$ -                     | \$ 371.46                | \$ -                            | \$ 371.46                   | \$ 371.46                            |
| Hadley, Richard D & Wanetta F  | 53-09-02-200-036.000-015 | 1603   | 1A              | N  | \$ -                    | \$ -                    | \$ 252.00                      | \$ 252.00                  | \$ -                     | \$ -                     | \$ 882.19                       | \$ 882.19                   | \$ 630.19                            |
| Smith, Matthew B & Amber D   | 53-09-02-200-035.000-015 | 1995   | 1A              | N  | \$ -                    | \$ -                    | \$ -                           | \$ -                       | \$ -                     | \$ -                     | \$ -                            | \$ -                        | \$ -                                 |
| Zavala, James & Ligia  | 53-09-02-200-127.000-015 | 1890   | 1A              | N  | \$ -                    | \$ -                    | \$ -                           | \$ -                       | \$ -                     | \$ -                     | \$ -                            | \$ -                        | \$ -                                 |
| Hall, Kevin W & Kimberly K   | 53-09-02-200-012.000-015 | 1992   | 1A              | N  | \$ -                    | \$ -                    | \$ -                           | \$ -                       | \$ -                     | \$ -                     | \$ -                            | \$ -                        | \$ -                                 |
| Elliott, Tommy E   | 53-09-02-200-126.000-015 | 1850   | 1A              | N  | \$ -                    | \$ -                    | \$ -                           | \$ -                       | \$ 15.90                 | \$ -                     | \$ -                            | \$ 15.90                    | \$ 15.90                             |
| Swanay, James W II; Swanay, Vera J & Swanay, James W III   | 53-09-01-212-036.000-015 |        | 1A              | N  | \$ -                    | \$ -                    | \$ 242.00                      | \$ 242.00                  | \$ -                     | \$ -                     | \$ -                            | \$ -                        | \$ (242.00)                          |
| Gilbert, Robert J & Teresa L   | 53-09-02-300-062.000-015 | 1704   | 1A              | N  | \$ -                    | \$ -                    | \$ -                           | \$ -                       | \$ -                     | \$ -                     | \$ -                            | \$ -                        | \$ -                                 |
| Nalin, Christopher M & Ashley Marie Wright, Jerod M & Wright-Waggle, Sarah E & w/l/e Jean Ann Wright | 53-09-02-300-007.000-015 | 1698   | 1A              | N  | \$ -                    | \$ -                    | \$ -                           | \$ -                       | \$ -                     | \$ -                     | \$ -                            | \$ -                        | \$ -                                 |
| Mask, William S & Lisa L   | 53-09-02-300-013.000-015 | 1826   | 1A              | N  | \$ -                    | \$ -                    | \$ -                           | \$ -                       | \$ 138.73                | \$ -                     | \$ -                            | \$ 138.73                   | \$ 138.73                            |
| Smithson, Jason C & Jasmine  | 53-09-02-300-046.000-015 | 1697   | 1A              | N  | \$ -                    | \$ -                    | \$ -                           | \$ -                       | \$ 79.09                 | \$ -                     | \$ -                            | \$ 79.09                    | \$ 79.09                             |
| Labis, Kiley J   | 53-09-02-300-060.000-015 | 1816   | 1A              | N  | \$ -                    | \$ -                    | \$ -                           | \$ -                       | \$ 53.63                 | \$ -                     | \$ -                            | \$ 53.63                    | \$ 53.63                             |
| Tilford, Trent P & Carolyn L   | 53-09-02-300-015.000-015 | 1849   | 1A              | N  | \$ -                    | \$ -                    | \$ -                           | \$ -                       | \$ 62.41                 | \$ -                     | \$ -                            | \$ 62.41                    | \$ 62.41                             |
| Warren, Louis H & Dawn Danish Dawnish  | 53-09-02-300-008.000-015 | 1849   | 1A              | N  | \$ -                    | \$ -                    | \$ -                           | \$ -                       | \$ -                     | \$ 461.57                | \$ -                            | \$ 461.57                   | \$ 461.57                            |
| Barker, Adam P & Charlotte M   | 53-09-02-300-055.000-015 | 1809   | 1A              | N  | \$ -                    | \$ -                    | \$ -                           | \$ -                       | \$ 40.03                 | \$ -                     | \$ -                            | \$ 40.03                    | \$ 40.03                             |
| Public Investment Corporation  | 53-09-12-200-032.000-015 |        | 1A              | N  | \$ -                    | \$ -                    | \$ -                           | \$ -                       | \$ -                     | \$ 248.56                | \$ -                            | \$ 248.56                   | \$ 248.56                            |
| Board Of Commissioners Monroe County, The  | 53-09-12-200-007.000-015 |        | 1A              | N  | \$ -                    | \$ -                    | \$ -                           | \$ -                       | \$ -                     | \$ -                     | \$ -                            | \$ -                        | \$ -                                 |

# City of Bloomington

## Area #1A: South-West Annexation Area - Circuit Breaker Impacts Analysis



| Owner Name   | Parcel #                 | Waiver | Annexation Area | AG | Pre-Annex 1% CB Credits | Pre-Annex 2% CB Credits | Pre-Annex 65 & Over CB Credits | Pre-Annex Total CB Credits | Post-Annex 1% CB Credits | Post-Annex 2% CB Credits | Post-Annex 65 & Over CB Credits | Post-Annex Total CB Credits | Total Post-Annex CB Credits Increase |
|--|--------------------------|--------|-----------------|----|-------------------------|-------------------------|--------------------------------|----------------------------|--------------------------|--------------------------|---------------------------------|-----------------------------|--------------------------------------|
| Stines, Robert D & Judith I Trust W//e   | 53-09-02-100-002.000-015 |        | 1A              | N  | \$ -                    | \$ -                    | \$ -                           | \$ -                       | \$ -                     | \$ -                     | \$ -                            | \$ -                        | \$ -                                 |
| Pierce, Dennis H & Tina M  | 53-09-02-100-014.000-015 |        | 1A              | N  | \$ -                    | \$ -                    | \$ -                           | \$ -                       | \$ -                     | \$ -                     | \$ -                            | \$ -                        | \$ -                                 |
| McLaughlin, Christopher L & Emily N  | 53-09-02-101-018.000-015 |        | 1A              | N  | \$ -                    | \$ -                    | \$ -                           | \$ -                       | \$ 234.27                | \$ -                     | \$ -                            | \$ 234.27                   | \$ 234.27                            |
| Dunbar, James E. & Barbara J.  | 53-09-12-200-003.000-015 |        | 1A              | N  | \$ -                    | \$ -                    | \$ -                           | \$ -                       | \$ -                     | \$ 169.71                | \$ -                            | \$ 169.71                   | \$ 169.71                            |
| Browning, Reuben D & Elizabeth Ann Grennan   | 53-09-02-101-005.000-015 |        | 1A              | N  | \$ -                    | \$ -                    | \$ -                           | \$ -                       | \$ 569.13                | \$ -                     | \$ -                            | \$ 569.13                   | \$ 569.13                            |
| Public Investment Corporation  | 53-09-12-200-011.000-015 |        | 1A              | N  | \$ -                    | \$ -                    | \$ -                           | \$ -                       | \$ -                     | \$ 269.33                | \$ -                            | \$ 269.33                   | \$ 269.33                            |
| Public Investment Corporation  | 53-09-12-200-014.000-015 |        | 1A              | N  | \$ -                    | \$ -                    | \$ -                           | \$ -                       | \$ -                     | \$ -                     | \$ -                            | \$ -                        | \$ -                                 |
| Public Investment Corporation  | 53-09-12-200-009.000-015 |        | 1A              | N  | \$ -                    | \$ -                    | \$ -                           | \$ -                       | \$ -                     | \$ -                     | \$ -                            | \$ -                        | \$ -                                 |
| Zokoe, Joshua  | 53-09-01-300-011.000-015 |        | 1A              | N  | \$ -                    | \$ -                    | \$ -                           | \$ -                       | \$ -                     | \$ -                     | \$ -                            | \$ -                        | \$ -                                 |
| State Of Indiana   | 53-04-35-300-001.000-011 |        | 1A              | N  | \$ -                    | \$ -                    | \$ -                           | \$ -                       | \$ -                     | \$ -                     | \$ -                            | \$ -                        | \$ -                                 |
| Moore, Jennifer L  | 53-04-36-302-005.000-011 |        | 1A              | N  | \$ -                    | \$ -                    | \$ -                           | \$ -                       | \$ -                     | \$ -                     | \$ -                            | \$ -                        | \$ -                                 |
| Sexton, Mary   | 53-04-36-301-004.000-011 |        | 1A              | N  | \$ -                    | \$ -                    | \$ -                           | \$ -                       | \$ 49.32                 | \$ -                     | \$ -                            | \$ 49.32                    | \$ 49.32                             |
| Butcher, George L (1/3 interest);<br>Butcher, Sharon L (1/3 interest);<br>Durnal, Jess | 53-04-36-303-060.000-011 |        | 1A              | N  | \$ -                    | \$ 1,090.46             | \$ -                           | \$ 1,090.46                | \$ -                     | \$ 737.00                | \$ -                            | \$ 737.00                   | \$ (353.47)                          |
| Small Town Properties LLC  | 53-04-36-302-020.000-011 |        | 1A              | N  | \$ -                    | \$ 647.38               | \$ -                           | \$ 647.38                  | \$ -                     | \$ 464.65                | \$ -                            | \$ 464.65                   | \$ (182.73)                          |
| Gunn, Marylou & Bonnie Marie Kelley  | 53-04-36-303-097.000-011 |        | 1A              | N  | \$ -                    | \$ -                    | \$ 305.00                      | \$ 305.00                  | \$ -                     | \$ -                     | \$ 627.46                       | \$ 627.46                   | \$ 322.46                            |
| Smith, Walter D & Smith, Sandra L  | 53-04-36-303-098.000-011 |        | 1A              | N  | \$ -                    | \$ -                    | \$ -                           | \$ -                       | \$ 220.75                | \$ -                     | \$ -                            | \$ 220.75                   | \$ 220.75                            |
| Stoll, Darrell W & Betty J   | 53-04-36-303-053.000-011 |        | 1A              | N  | \$ -                    | \$ -                    | \$ -                           | \$ -                       | \$ -                     | \$ -                     | \$ -                            | \$ -                        | \$ -                                 |
| Board Of Commissioners Monroe County, The  | 53-04-25-300-013.000-011 |        | 1A              | N  | \$ -                    | \$ -                    | \$ -                           | \$ -                       | \$ -                     | \$ -                     | \$ -                            | \$ -                        | \$ -                                 |
| State Of Indiana   | 53-04-36-303-001.000-011 |        | 1A              | N  | \$ -                    | \$ -                    | \$ -                           | \$ -                       | \$ -                     | \$ -                     | \$ -                            | \$ -                        | \$ -                                 |
| Acevedo-Echeverria, Elsa J   | 53-04-36-303-106.000-011 |        | 1A              | N  | \$ -                    | \$ -                    | \$ -                           | \$ -                       | \$ -                     | \$ -                     | \$ -                            | \$ -                        | \$ -                                 |
| Malicoat, Doug Ray   | 53-04-36-301-005.000-011 |        | 1A              | N  | \$ -                    | \$ 1,038.76             | \$ -                           | \$ 1,038.76                | \$ -                     | \$ 745.56                | \$ -                            | \$ 745.56                   | \$ (293.21)                          |
| Nichols, Wayne D & Janet S   | 53-04-36-301-019.000-011 |        | 1A              | N  | \$ -                    | \$ 953.17               | \$ -                           | \$ 953.17                  | \$ -                     | \$ 684.12                | \$ -                            | \$ 684.12                   | \$ (269.05)                          |
| McMillan, David R & Tamara J   | 53-04-36-303-046.000-011 |        | 1A              | N  | \$ -                    | \$ -                    | \$ -                           | \$ -                       | \$ -                     | \$ -                     | \$ -                            | \$ -                        | \$ -                                 |
| Van Arsdale, Kenneth E Living Trust  | 53-04-36-303-095.000-011 |        | 1A              | N  | \$ -                    | \$ 1,029.43             | \$ -                           | \$ 1,029.43                | \$ -                     | \$ 738.85                | \$ -                            | \$ 738.85                   | \$ (290.57)                          |
| May, Dorothy   | 53-09-01-211-014.000-015 |        | 1A              | N  | \$ -                    | \$ -                    | \$ -                           | \$ -                       | \$ -                     | \$ -                     | \$ -                            | \$ -                        | \$ -                                 |
| PIC Industrial Park LLC  | 53-09-12-100-012.000-015 |        | 1A              | N  | \$ -                    | \$ -                    | \$ -                           | \$ -                       | \$ -                     | \$ -                     | \$ -                            | \$ -                        | \$ -                                 |
| Board Of Commissioners Monroe Co   | 53-09-12-100-019.000-015 |        | 1A              | N  | \$ -                    | \$ -                    | \$ -                           | \$ -                       | \$ -                     | \$ -                     | \$ -                            | \$ -                        | \$ -                                 |
| Clark, Edna M Trust  | 53-09-01-209-051.000-015 |        | 1A              | N  | \$ -                    | \$ -                    | \$ 356.00                      | \$ 356.00                  | \$ -                     | \$ -                     | \$ 957.38                       | \$ 957.38                   | \$ 601.38                            |
| Germann, Marissa & McGee, Samuel Trent   | 53-09-01-213-028.000-015 |        | 1A              | N  | \$ -                    | \$ -                    | \$ -                           | \$ -                       | \$ -                     | \$ -                     | \$ -                            | \$ -                        | \$ -                                 |
| Glickman, Sam  | 53-09-02-101-009.000-015 |        | 1A              | N  | \$ -                    | \$ -                    | \$ -                           | \$ -                       | \$ -                     | \$ 615.26                | \$ -                            | \$ 615.26                   | \$ 615.26                            |
| Daniel, Martha I   | 53-09-02-100-027.000-015 |        | 1A              | Y  | \$ -                    | \$ -                    | \$ 548.00                      | \$ 548.00                  | \$ -                     | \$ -                     | \$ 548.00                       | \$ 548.00                   | \$ -                                 |
| Board Of Commissioners Of Monroe Co  | 53-09-02-100-028.000-015 |        | 1A              | N  | \$ -                    | \$ -                    | \$ -                           | \$ -                       | \$ -                     | \$ -                     | \$ -                            | \$ -                        | \$ -                                 |
| Prado, Eusebio; Ramirez, Bertha Sihuas   | 53-09-02-200-002.000-015 |        | 1A              | N  | \$ -                    | \$ -                    | \$ -                           | \$ -                       | \$ -                     | \$ -                     | \$ -                            | \$ -                        | \$ -                                 |
| State Of Indiana Dept Of National Resources  | 53-09-12-300-053.000-015 |        | 1A              | N  | \$ -                    | \$ -                    | \$ -                           | \$ -                       | \$ -                     | \$ -                     | \$ -                            | \$ -                        | \$ -                                 |
| Reynolds, James D  | 53-09-01-302-017.000-015 |        | 1A              | N  | \$ -                    | \$ -                    | \$ -                           | \$ -                       | \$ -                     | \$ -                     | \$ -                            | \$ -                        | \$ -                                 |
| Wilder, Morning  | 53-09-01-300-021.000-015 |        | 1A              | N  | \$ -                    | \$ -                    | \$ -                           | \$ -                       | \$ -                     | \$ -                     | \$ -                            | \$ -                        | \$ -                                 |
| Freeman, Judy C  | 53-09-01-300-043.000-015 |        | 1A              | N  | \$ -                    | \$ -                    | \$ -                           | \$ -                       | \$ -                     | \$ -                     | \$ 407.38                       | \$ 407.38                   | \$ 407.38                            |
| State Of Indiana   | 53-09-02-200-003.000-015 |        | 1A              | N  | \$ -                    | \$ -                    | \$ -                           | \$ -                       | \$ -                     | \$ -                     | \$ -                            | \$ -                        | \$ -                                 |
| Walker, Patsy J  | 53-09-01-209-072.000-015 |        | 1A              | N  | \$ -                    | \$ -                    | \$ 226.00                      | \$ 226.00                  | \$ -                     | \$ -                     | \$ 590.24                       | \$ 590.24                   | \$ 364.24                            |
| Staley, Jaymes B   | 53-09-12-201-043.000-015 |        | 1A              | N  | \$ -                    | \$ -                    | \$ -                           | \$ -                       | \$ -                     | \$ -                     | \$ -                            | \$ -                        | \$ -                                 |

# City of Bloomington

## Area #1A: South-West Annexation Area - Circuit Breaker Impacts Analysis



| Owner Name   | Parcel #                 | Waiver | Annexation Area | AG | Pre-Annex 1% CB Credits | Pre-Annex 2% CB Credits | Pre-Annex 65 & Over CB Credits | Pre-Annex Total CB Credits | Post-Annex 1% CB Credits | Post-Annex 2% CB Credits | Post-Annex 65 & Over CB Credits | Post-Annex Total CB Credits | Total Post-Annex CB Credits Increase |
|--|--------------------------|--------|-----------------|----|-------------------------|-------------------------|--------------------------------|----------------------------|--------------------------|--------------------------|---------------------------------|-----------------------------|--------------------------------------|
| Staley, Jaymes B   | 53-09-12-200-017.000-015 |        | 1A              | N  | \$ -                    | \$ -                    | \$ -                           | \$ -                       | \$ -                     | \$ -                     | \$ -                            | \$ -                        | \$ -                                 |
| Phillips, Jordan Michael   | 53-09-01-211-012.000-015 |        | 1A              | N  | \$ -                    | \$ -                    | \$ -                           | \$ -                       | \$ -                     | \$ -                     | \$ -                            | \$ -                        | \$ -                                 |
| Union Savings Bank   | 53-09-12-100-006.000-015 |        | 1A              | N  | \$ -                    | \$ -                    | \$ -                           | \$ -                       | \$ -                     | \$ -                     | \$ -                            | \$ -                        | \$ -                                 |
| Marquez, Carmen  | 53-09-02-300-069.000-015 | 1959   | 1A              | N  | \$ -                    | \$ -                    | \$ -                           | \$ -                       | \$ 138.75                | \$ -                     | \$ -                            | \$ 138.75                   | \$ 138.75                            |
| AMH 2014-3 Borrower LLC  | 53-09-02-300-052.000-015 | 1862   | 1A              | N  | \$ -                    | \$ -                    | \$ -                           | \$ -                       | \$ -                     | \$ 376.97                | \$ -                            | \$ 376.97                   | \$ 376.97                            |
| Moore, Jeremy A  | 53-09-02-300-043.000-015 | 1804   | 1A              | N  | \$ -                    | \$ -                    | \$ -                           | \$ -                       | \$ -                     | \$ -                     | \$ -                            | \$ -                        | \$ -                                 |
| Karas, Daniel J  | 53-09-02-300-020.000-015 | 1733   | 1A              | N  | \$ -                    | \$ -                    | \$ -                           | \$ -                       | \$ -                     | \$ -                     | \$ -                            | \$ -                        | \$ -                                 |
| Leffel, Joseph Kemmel II   | 53-09-02-300-068.000-015 | 1964   | 1A              | N  | \$ -                    | \$ -                    | \$ -                           | \$ -                       | \$ -                     | \$ -                     | \$ -                            | \$ -                        | \$ -                                 |
| Bergonzi, Joeline Ann; Gross, David Ray                              | 53-09-02-300-042.000-015 | 1817   | 1A              | N  | \$ -                    | \$ -                    | \$ -                           | \$ -                       | \$ -                     | \$ -                     | \$ -                            | \$ -                        | \$ -                                 |
| Madera, Jose G & Maria R   | 53-09-02-300-032.000-015 | 1818   | 1A              | N  | \$ -                    | \$ -                    | \$ -                           | \$ -                       | \$ 40.03                 | \$ -                     | \$ -                            | \$ 40.03                    | \$ 40.03                             |
| Branam, Sheree E   | 53-09-02-300-075.000-015 | 1991   | 1A              | N  | \$ -                    | \$ -                    | \$ -                           | \$ -                       | \$ 117.69                | \$ -                     | \$ -                            | \$ 117.69                   | \$ 117.69                            |
| English, Don William Sr & Donna G                                    | 53-09-02-300-030.000-015 | 1803   | 1A              | N  | \$ -                    | \$ -                    | \$ -                           | \$ -                       | \$ 25.55                 | \$ -                     | \$ -                            | \$ 25.55                    | \$ 25.55                             |
| Scott, Carey   | 53-09-02-300-018.000-015 | 1870   | 1A              | N  | \$ -                    | \$ -                    | \$ -                           | \$ -                       | \$ -                     | \$ -                     | \$ -                            | \$ -                        | \$ -                                 |
| Blair, Jennifer A  | 53-09-02-300-056.000-015 | 1751   | 1A              | N  | \$ -                    | \$ -                    | \$ -                           | \$ -                       | \$ -                     | \$ -                     | \$ -                            | \$ -                        | \$ -                                 |
| Wampler, Heidi Rochel & Giles, Kyle Ray                              | 53-09-02-300-016.000-015 | 1697   | 1A              | N  | \$ -                    | \$ -                    | \$ -                           | \$ -                       | \$ 132.60                | \$ -                     | \$ -                            | \$ 132.60                   | \$ 132.60                            |
| Cuadra, Ignacio Jr & Melissa   | 53-09-02-300-009.000-015 | 1809   | 1A              | N  | \$ -                    | \$ -                    | \$ -                           | \$ -                       | \$ -                     | \$ -                     | \$ -                            | \$ -                        | \$ -                                 |
| Wilson, Brandon  | 53-09-02-300-035.000-015 | 1990   | 1A              | N  | \$ -                    | \$ -                    | \$ -                           | \$ -                       | \$ -                     | \$ 530.40                | \$ -                            | \$ 530.40                   | \$ 530.40                            |
| Winn, Matthew Ryan & Marla Marie                                     | 53-09-02-300-012.000-015 | 1751   | 1A              | N  | \$ -                    | \$ -                    | \$ -                           | \$ -                       | \$ 262.38                | \$ -                     | \$ -                            | \$ 262.38                   | \$ 262.38                            |
| Hughes, Daniel & Cynthia   | 53-09-02-300-037.000-015 | 1854   | 1A              | N  | \$ -                    | \$ -                    | \$ -                           | \$ -                       | \$ 379.32                | \$ -                     | \$ -                            | \$ 379.32                   | \$ 379.32                            |
| Crouch, Gregory L  | 53-09-02-300-057.000-015 | 1756   | 1A              | N  | \$ -                    | \$ -                    | \$ -                           | \$ -                       | \$ 16.35                 | \$ -                     | \$ -                            | \$ 16.35                    | \$ 16.35                             |
| Quick, Rachel Ann  | 53-09-02-300-010.000-015 | 1849   | 1A              | N  | \$ -                    | \$ -                    | \$ -                           | \$ -                       | \$ 34.75                 | \$ -                     | \$ -                            | \$ 34.75                    | \$ 34.75                             |
| Hughey, Julie A & Carol M  | 53-09-02-300-063.000-015 | 1933   | 1A              | N  | \$ -                    | \$ -                    | \$ -                           | \$ -                       | \$ 122.07                | \$ -                     | \$ -                            | \$ 122.07                   | \$ 122.07                            |
| Pierson, Joel A & Dana D   | 53-09-02-300-019.000-015 | 1755   | 1A              | N  | \$ -                    | \$ -                    | \$ -                           | \$ -                       | \$ 169.46                | \$ -                     | \$ -                            | \$ 169.46                   | \$ 169.46                            |
| Ajab, Mohamed S  | 53-09-02-300-050.000-015 | 1932   | 1A              | N  | \$ -                    | \$ -                    | \$ -                           | \$ -                       | \$ 122.07                | \$ -                     | \$ -                            | \$ 122.07                   | \$ 122.07                            |
| Shearin, Jeremy C  | 53-09-02-300-031.000-015 | 1918   | 1A              | N  | \$ -                    | \$ -                    | \$ -                           | \$ -                       | \$ 4.49                  | \$ -                     | \$ -                            | \$ 4.49                     | \$ 4.49                              |
| Nardine, Michael & Laurel  | 53-09-02-300-051.000-015 | 1861   | 1A              | N  | \$ -                    | \$ -                    | \$ -                           | \$ -                       | \$ 11.50                 | \$ -                     | \$ -                            | \$ 11.50                    | \$ 11.50                             |
| Brock, David A   | 53-09-02-300-021.000-015 | 1860   | 1A              | N  | \$ -                    | \$ -                    | \$ -                           | \$ -                       | \$ -                     | \$ -                     | \$ -                            | \$ -                        | \$ -                                 |
| Miller, Kathleen E   | 53-09-02-300-067.000-015 | 1918   | 1A              | N  | \$ -                    | \$ -                    | \$ -                           | \$ -                       | \$ -                     | \$ -                     | \$ -                            | \$ -                        | \$ -                                 |
| Wright, Michelle L   | 53-09-02-300-066.000-015 | 1789   | 1A              | N  | \$ -                    | \$ -                    | \$ -                           | \$ -                       | \$ -                     | \$ -                     | \$ -                            | \$ -                        | \$ -                                 |
| Misiewicz, Lukasz  | 53-09-02-300-098.000-015 | 1913   | 1A              | N  | \$ -                    | \$ -                    | \$ -                           | \$ -                       | \$ -                     | \$ -                     | \$ -                            | \$ -                        | \$ -                                 |
| Goodwin, Joseph F & Joyce M  | 53-09-02-200-185.000-015 | 1997   | 1A              | N  | \$ -                    | \$ -                    | \$ -                           | \$ -                       | \$ -                     | \$ -                     | \$ -                            | \$ -                        | \$ -                                 |
| Roberts, Catherine & William Jr & Shields, Kathy A & Wilson, Becky J | 53-09-01-209-048.000-015 | 1778   | 1A              | N  | \$ -                    | \$ -                    | \$ -                           | \$ -                       | \$ -                     | \$ -                     | \$ -                            | \$ -                        | \$ -                                 |
| Barnett, Barbara K (Zmarly) w life estate Zmarly, Irene V            | 53-09-01-210-012.000-015 |        | 1A              | N  | \$ -                    | \$ -                    | \$ 291.00                      | \$ 291.00                  | \$ -                     | \$ -                     | \$ 751.69                       | \$ 751.69                   | \$ 460.69                            |
| Giddens, Chad C & Molly M  | 53-09-02-200-169.000-015 |        | 1A              | N  | \$ -                    | \$ -                    | \$ -                           | \$ -                       | \$ -                     | \$ -                     | \$ -                            | \$ -                        | \$ -                                 |
| Stand, James & Ladonna   | 53-09-02-200-170.000-015 | 2010   | 1A              | N  | \$ -                    | \$ -                    | \$ -                           | \$ -                       | \$ 160.67                | \$ -                     | \$ -                            | \$ 160.67                   | \$ 160.67                            |
| Myers, Tien H  | 53-09-02-200-172.000-015 | 1982   | 1A              | N  | \$ -                    | \$ -                    | \$ -                           | \$ -                       | \$ 476.56                | \$ -                     | \$ -                            | \$ 476.56                   | \$ 476.56                            |
| Wilson, Stephen Rob & Barbara L                                      | 53-09-02-200-180.000-015 | 1974   | 1A              | N  | \$ -                    | \$ -                    | \$ -                           | \$ -                       | \$ 234.38                | \$ -                     | \$ -                            | \$ 234.38                   | \$ 234.38                            |
| Blando, Kate & Joseph Adrian   | 53-09-02-300-087.000-015 | 1895   | 1A              | N  | \$ -                    | \$ -                    | \$ -                           | \$ -                       | \$ 168.15                | \$ -                     | \$ -                            | \$ 168.15                   | \$ 168.15                            |
| Thackery, Ross   | 53-09-01-213-010.000-015 |        | 1A              | N  | \$ -                    | \$ -                    | \$ -                           | \$ -                       | \$ -                     | \$ 253.06                | \$ -                            | \$ 253.06                   | \$ 253.06                            |
| Health Care REIT Inc   | 53-09-02-200-008.000-015 | 2323   | 1A              | N  | \$ -                    | \$ -                    | \$ -                           | \$ -                       | \$ -                     | \$ 33,784.47             | \$ -                            | \$ 33,784.47                | \$ 33,784.47                         |
| Saks, Jack M. & Linda Carlene  | 53-09-01-302-016.000-015 |        | 1A              | N  | \$ -                    | \$ -                    | \$ 189.00                      | \$ 189.00                  | \$ -                     | \$ -                     | \$ 446.27                       | \$ 446.27                   | \$ 257.27                            |
| LTRG1349 LLC   | 53-09-01-213-024.000-015 |        | 1A              | N  | \$ -                    | \$ -                    | \$ -                           | \$ -                       | \$ -                     | \$ 293.11                | \$ -                            | \$ 293.11                   | \$ 293.11                            |
| Bryant, Steven Ross & Hites, Veronica Lin                            | 53-09-01-213-042.000-015 |        | 1A              | N  | \$ -                    | \$ -                    | \$ -                           | \$ -                       | \$ -                     | \$ -                     | \$ -                            | \$ -                        | \$ -                                 |
| Helton, Daniel K & Elizabeth A                                       | 53-09-01-301-004.000-015 | 1267   | 1A              | N  | \$ -                    | \$ -                    | \$ -                           | \$ -                       | \$ -                     | \$ 358.44                | \$ -                            | \$ 358.44                   | \$ 358.44                            |
| Helton, Daniel K & Elizabeth A                                       | 53-09-01-301-001.000-015 | 1267   | 1A              | N  | \$ -                    | \$ -                    | \$ -                           | \$ -                       | \$ -                     | \$ 354.94                | \$ -                            | \$ 354.94                   | \$ 354.94                            |
| Jordan River Homes, LLC  | 53-09-01-301-011.000-015 | 1267   | 1A              | N  | \$ -                    | \$ -                    | \$ -                           | \$ -                       | \$ -                     | \$ 354.69                | \$ -                            | \$ 354.69                   | \$ 354.69                            |
| Jordan River Homes, LLC  | 53-09-01-301-010.000-015 | 1267   | 1A              | N  | \$ -                    | \$ -                    | \$ -                           | \$ -                       | \$ -                     | \$ 378.97                | \$ -                            | \$ 378.97                   | \$ 378.97                            |

# City of Bloomington

## Area #1A: South-West Annexation Area - Circuit Breaker Impacts Analysis



| Owner Name   | Parcel #                 | Waiver | Annexation Area | AG | Pre-Annex 1% CB Credits | Pre-Annex 2% CB Credits | Pre-Annex 65 & Over CB Credits | Pre-Annex Total CB Credits | Post-Annex 1% CB Credits | Post-Annex 2% CB Credits | Post-Annex 65 & Over CB Credits | Post-Annex Total CB Credits | Total Post-Annex CB Credits Increase |
|--|--------------------------|--------|-----------------|----|-------------------------|-------------------------|--------------------------------|----------------------------|--------------------------|--------------------------|---------------------------------|-----------------------------|--------------------------------------|
| Jordan River Homes, LLC  | 53-09-01-301-002.000-015 | 1267   | 1A              | N  | \$ -                    | \$ -                    | \$ -                           | \$ -                       | \$ -                     | \$ 380.47                | \$ -                            | \$ 380.47                   | \$ 380.47                            |
| Jordan River Homes, LLC  | 53-09-01-301-005.000-015 | 1267   | 1A              | N  | \$ -                    | \$ -                    | \$ -                           | \$ -                       | \$ -                     | \$ 380.97                | \$ -                            | \$ 380.97                   | \$ 380.97                            |
| Davis, Bruce O   | 53-09-02-101-003.000-015 |        | 1A              | N  | \$ -                    | \$ -                    | \$ -                           | \$ -                       | \$ 162.44                | \$ -                     | \$ -                            | \$ 162.44                   | \$ 162.44                            |
| Abbott, John S   | 53-04-36-301-020.000-011 |        | 1A              | N  | \$ -                    | \$ -                    | \$ -                           | \$ -                       | \$ -                     | \$ -                     | \$ -                            | \$ -                        | \$ -                                 |
| Foley, Phillip D & Connie J  | 53-04-36-303-074.000-011 |        | 1A              | N  | \$ -                    | \$ -                    | \$ 312.00                      | \$ 312.00                  | \$ -                     | \$ -                     | \$ 666.84                       | \$ 666.84                   | \$ 354.84                            |
| Carmichael, Velma R.   | 53-04-36-303-055.000-011 | 2461   | 1A              | N  | \$ -                    | \$ -                    | \$ 24.00                       | \$ 24.00                   | \$ -                     | \$ -                     | \$ 230.73                       | \$ 230.73                   | \$ 206.73                            |
| Roath, Jeremy D  | 53-04-36-303-104.000-011 |        | 1A              | N  | \$ -                    | \$ -                    | \$ -                           | \$ -                       | \$ 40.51                 | \$ -                     | \$ -                            | \$ 40.51                    | \$ 40.51                             |
| Wells, Gavin L   | 53-04-36-302-009.000-011 | 2460   | 1A              | N  | \$ -                    | \$ 725.19               | \$ -                           | \$ 725.19                  | \$ -                     | \$ 520.49                | \$ -                            | \$ 520.49                   | \$ (204.70)                          |
| Board Of Commissioners Monroe County, The  | 53-04-36-302-025.000-011 |        | 1A              | N  | \$ -                    | \$ -                    | \$ -                           | \$ -                       | \$ -                     | \$ -                     | \$ -                            | \$ -                        | \$ -                                 |
| Strickler, Kevin B & Beckman, Joyce A  | 53-04-36-303-058.000-011 |        | 1A              | N  | \$ -                    | \$ -                    | \$ -                           | \$ -                       | \$ 21.49                 | \$ -                     | \$ -                            | \$ 21.49                    | \$ 21.49                             |
| Easterling, Darlene N  | 53-04-36-301-013.000-011 |        | 1A              | N  | \$ -                    | \$ -                    | \$ -                           | \$ -                       | \$ -                     | \$ -                     | \$ -                            | \$ -                        | \$ -                                 |
| Harrell, John R. & Martha J.   | 53-04-36-303-083.000-011 |        | 1A              | N  | \$ -                    | \$ -                    | \$ -                           | \$ -                       | \$ -                     | \$ -                     | \$ -                            | \$ -                        | \$ -                                 |
| Harrington, Carl E & Rita J  | 53-04-36-303-008.000-011 |        | 1A              | N  | \$ -                    | \$ -                    | \$ -                           | \$ -                       | \$ -                     | \$ -                     | \$ -                            | \$ -                        | \$ -                                 |
| LaSota, Mildred W & Shipley, Vicki Ann   | 53-04-36-303-069.000-011 |        | 1A              | N  | \$ -                    | \$ -                    | \$ 147.00                      | \$ 147.00                  | \$ -                     | \$ -                     | \$ 568.76                       | \$ 568.76                   | \$ 421.76                            |
| Brown, Karen S   | 53-04-36-302-027.000-011 |        | 1A              | N  | \$ -                    | \$ -                    | \$ -                           | \$ -                       | \$ -                     | \$ -                     | \$ -                            | \$ -                        | \$ -                                 |
| Kimble, Royce L & Gena M   | 53-04-35-300-024.000-011 | 2117   | 1A              | N  | \$ -                    | \$ -                    | \$ -                           | \$ -                       | \$ 4.59                  | \$ -                     | \$ -                            | \$ 4.59                     | \$ 4.59                              |
| Davidson, Kenneth R & Davidson, John S & Chesnut, Janice & L / E Elizabeth David | 53-04-36-303-078.000-011 |        | 1A              | N  | \$ -                    | \$ -                    | \$ 287.00                      | \$ 287.00                  | \$ -                     | \$ -                     | \$ 792.31                       | \$ 792.31                   | \$ 505.31                            |
| Martin, Jan E  | 53-04-36-301-010.000-011 |        | 1A              | N  | \$ -                    | \$ -                    | \$ -                           | \$ -                       | \$ 106.57                | \$ -                     | \$ -                            | \$ 106.57                   | \$ 106.57                            |
| Baxter Healthcare Corporation  | 53-09-01-100-019.000-015 |        | 1A              | N  | \$ -                    | \$ -                    | \$ -                           | \$ -                       | \$ -                     | \$ -                     | \$ -                            | \$ -                        | \$ -                                 |
| Fox, Tracy E & Johnna M  | 53-09-01-209-039.000-015 |        | 1A              | N  | \$ -                    | \$ -                    | \$ -                           | \$ -                       | \$ -                     | \$ -                     | \$ -                            | \$ -                        | \$ -                                 |
| Elliott, Darla S & Tony W Elliott  | 53-09-01-213-039.000-015 |        | 1A              | N  | \$ -                    | \$ -                    | \$ -                           | \$ -                       | \$ -                     | \$ -                     | \$ -                            | \$ -                        | \$ -                                 |
| Board Of Commissioners Monroe County, The  | 53-09-01-100-003.000-015 |        | 1A              | N  | \$ -                    | \$ -                    | \$ -                           | \$ -                       | \$ -                     | \$ -                     | \$ -                            | \$ -                        | \$ -                                 |
| Parker, Christopher A  | 53-09-01-212-018.000-015 |        | 1A              | N  | \$ -                    | \$ -                    | \$ 485.00                      | \$ 485.00                  | \$ -                     | \$ -                     | \$ -                            | \$ -                        | \$ (485.00)                          |
| State Of Indiana   | 53-09-02-100-003.000-015 |        | 1A              | N  | \$ -                    | \$ -                    | \$ -                           | \$ -                       | \$ -                     | \$ -                     | \$ -                            | \$ -                        | \$ -                                 |
| McKinley, Brian & Csilla   | 53-09-01-302-011.000-015 |        | 1A              | N  | \$ -                    | \$ -                    | \$ -                           | \$ -                       | \$ -                     | \$ -                     | \$ -                            | \$ -                        | \$ -                                 |
| 2450 Curry LLC   | 53-09-12-300-023.000-015 |        | 1A              | N  | \$ -                    | \$ -                    | \$ -                           | \$ -                       | \$ -                     | \$ -                     | \$ -                            | \$ -                        | \$ -                                 |
| Burke, Henry C JR  | 53-09-01-209-050.000-015 |        | 1A              | N  | \$ -                    | \$ -                    | \$ -                           | \$ -                       | \$ -                     | \$ -                     | \$ -                            | \$ -                        | \$ -                                 |
| Hawk, Donna K & Christopher W  | 53-09-01-209-002.000-015 |        | 1A              | N  | \$ -                    | \$ -                    | \$ 305.00                      | \$ 305.00                  | \$ -                     | \$ -                     | \$ 752.32                       | \$ 752.32                   | \$ 447.32                            |
| Bunch, PamElla M & Ronald L  | 53-09-01-212-034.000-015 |        | 1A              | N  | \$ -                    | \$ -                    | \$ -                           | \$ -                       | \$ -                     | \$ -                     | \$ -                            | \$ -                        | \$ -                                 |
| Dowding, John  | 53-09-01-209-010.000-015 |        | 1A              | N  | \$ -                    | \$ -                    | \$ -                           | \$ -                       | \$ -                     | \$ -                     | \$ -                            | \$ -                        | \$ -                                 |
| Arthur, Robert F Sr & Mary E Trust W//e  | 53-09-12-201-008.000-015 |        | 1A              | N  | \$ -                    | \$ -                    | \$ 69.00                       | \$ 69.00                   | \$ -                     | \$ -                     | \$ 356.60                       | \$ 356.60                   | \$ 287.60                            |
| State Of Indiana   | 53-01-70-521-013.000-016 |        | 1A              | N  | \$ -                    | \$ -                    | \$ -                           | \$ -                       | \$ -                     | \$ -                     | \$ -                            | \$ -                        | \$ -                                 |
| Clark, Lessel Leon   | 53-09-01-211-011.000-015 |        | 1A              | N  | \$ -                    | \$ -                    | \$ -                           | \$ -                       | \$ -                     | \$ -                     | \$ -                            | \$ -                        | \$ -                                 |
| Ketchem, Richard Wayne & Sandra E  | 53-09-01-209-034.000-015 |        | 1A              | N  | \$ -                    | \$ -                    | \$ 21.00                       | \$ 21.00                   | \$ -                     | \$ -                     | \$ -                            | \$ -                        | \$ (21.00)                           |
| United Pentacostal Church Of Highland Village, Inc.                              | 53-09-01-100-007.000-015 |        | 1A              | N  | \$ -                    | \$ -                    | \$ -                           | \$ -                       | \$ -                     | \$ -                     | \$ -                            | \$ -                        | \$ -                                 |
| Summerville, Morris M & Tammy  | 53-09-01-212-020.000-015 | 2030   | 1A              | N  | \$ -                    | \$ -                    | \$ -                           | \$ -                       | \$ 180.41                | \$ -                     | \$ -                            | \$ 180.41                   | \$ 180.41                            |
| McCormick, Patricia  | 53-09-01-212-033.000-015 |        | 1A              | N  | \$ -                    | \$ -                    | \$ 102.00                      | \$ 102.00                  | \$ -                     | \$ -                     | \$ 705.86                       | \$ 705.86                   | \$ 603.86                            |
| Chamberlain, Lafayette & Martha J  | 53-09-02-200-171.000-015 | 1935   | 1A              | N  | \$ -                    | \$ -                    | \$ -                           | \$ -                       | \$ 271.69                | \$ -                     | \$ -                            | \$ 271.69                   | \$ 271.69                            |
| Carrera, Rafael & Arcelia  | 53-09-02-200-168.000-015 | 1958   | 1A              | N  | \$ -                    | \$ -                    | \$ -                           | \$ -                       | \$ 233.52                | \$ -                     | \$ -                            | \$ 233.52                   | \$ 233.52                            |
| Macleon, Shawn   | 53-09-02-200-187.000-015 | 1936   | 1A              | N  | \$ -                    | \$ -                    | \$ -                           | \$ -                       | \$ 35.21                 | \$ -                     | \$ -                            | \$ 35.21                    | \$ 35.21                             |
| Delp, Dana A & Jacqueline S  | 53-09-02-200-175.000-015 |        | 1A              | N  | \$ -                    | \$ -                    | \$ -                           | \$ -                       | \$ 71.18                 | \$ -                     | \$ -                            | \$ 71.18                    | \$ 71.18                             |
| Rabadi, Yazeed & Elizabeth Adams   | 53-09-02-200-186.000-015 | 1965   | 1A              | N  | \$ -                    | \$ -                    | \$ -                           | \$ -                       | \$ 278.70                | \$ -                     | \$ -                            | \$ 278.70                   | \$ 278.70                            |
| Barman, Josh   | 53-09-02-300-082.000-015 | 1937   | 1A              | N  | \$ -                    | \$ -                    | \$ -                           | \$ -                       | \$ -                     | \$ -                     | \$ -                            | \$ -                        | \$ -                                 |

# City of Bloomington

## Area #1A: South-West Annexation Area - Circuit Breaker Impacts Analysis



| Owner Name                                 | Parcel #                 | Waiver | Annexation Area | AG | Pre-Annex 1% CB Credits | Pre-Annex 2% CB Credits | Pre-Annex 65 & Over CB Credits | Pre-Annex Total CB Credits | Post-Annex 1% CB Credits | Post-Annex 2% CB Credits | Post-Annex 65 & Over CB Credits | Post-Annex Total CB Credits | Total Post-Annex CB Credits Increase |
|--|--------------------------|--------|-----------------|----|-------------------------|-------------------------|--------------------------------|----------------------------|--------------------------|--------------------------|---------------------------------|-----------------------------|--------------------------------------|
| Gregory, Honey M                           | 53-09-02-300-079.000-015 | 1957   | 1A              | N  | \$ -                    | \$ -                    | \$ -                           | \$ -                       | \$ 100.58                | \$ -                     | \$ -                            | \$ 100.58                   | \$ 100.58                            |
| Haug, Eric S                               | 53-09-02-300-073.000-015 | 1893   | 1A              | N  | \$ -                    | \$ -                    | \$ -                           | \$ -                       | \$ 10.63                 | \$ -                     | \$ -                            | \$ 10.63                    | \$ 10.63                             |
| Litz, Kevin & Bethany                      | 53-09-02-300-072.000-015 | 1956   | 1A              | N  | \$ -                    | \$ -                    | \$ -                           | \$ -                       | \$ 74.69                 | \$ -                     | \$ -                            | \$ 74.69                    | \$ 74.69                             |
| Deckard, Shirley                           | 53-09-02-300-086.000-015 | 1892   | 1A              | N  | \$ -                    | \$ -                    | \$ -                           | \$ -                       | \$ 54.50                 | \$ -                     | \$ -                            | \$ 54.50                    | \$ 54.50                             |
| Hewett, Crystal N.                         | 53-09-02-300-071.000-015 | 1967   | 1A              | N  | \$ -                    | \$ -                    | \$ -                           | \$ -                       | \$ 238.78                | \$ -                     | \$ -                            | \$ 238.78                   | \$ 238.78                            |
| Tillman, Leon                              | 53-09-02-300-049.000-015 | 1999   | 1A              | N  | \$ -                    | \$ -                    | \$ -                           | \$ -                       | \$ -                     | \$ -                     | \$ -                            | \$ -                        | \$ -                                 |
| Deckard, Rena L                            | 53-09-02-300-017.000-015 | 2011   | 1A              | N  | \$ -                    | \$ -                    | \$ -                           | \$ -                       | \$ -                     | \$ -                     | \$ -                            | \$ -                        | \$ -                                 |
| Church, David                              | 53-09-02-300-048.000-015 | 2002   | 1A              | N  | \$ -                    | \$ -                    | \$ -                           | \$ -                       | \$ 57.58                 | \$ -                     | \$ -                            | \$ 57.58                    | \$ 57.58                             |
| Lucas, Kristopher; Stephens, Brandi        | 53-09-02-300-028.000-015 | 1981   | 1A              | N  | \$ -                    | \$ -                    | \$ -                           | \$ -                       | \$ -                     | \$ -                     | \$ -                            | \$ -                        | \$ -                                 |
| Gentry, Edward                             | 53-09-02-300-040.000-015 | 2009   | 1A              | N  | \$ -                    | \$ -                    | \$ -                           | \$ -                       | \$ -                     | \$ -                     | \$ -                            | \$ -                        | \$ -                                 |
| Lindamood, Maggie M; VanCamp, Ian V        | 53-09-02-300-014.000-015 | 1986   | 1A              | N  | \$ -                    | \$ -                    | \$ -                           | \$ -                       | \$ -                     | \$ -                     | \$ -                            | \$ -                        | \$ -                                 |
| Koontz, Keith L & Betty J                  | 53-09-02-300-034.000-015 | 2008   | 1A              | N  | \$ -                    | \$ -                    | \$ 257.00                      | \$ 257.00                  | \$ -                     | \$ -                     | \$ 792.32                       | \$ 792.32                   | \$ 535.32                            |
| Kumar, Siddharth Sai                       | 53-09-02-300-005.000-015 | 1891   | 1A              | N  | \$ -                    | \$ -                    | \$ -                           | \$ -                       | \$ 28.63                 | \$ -                     | \$ -                            | \$ 28.63                    | \$ 28.63                             |
| Rogers, Sandra A & Rogers, Clifford E      | 53-09-02-300-088.000-015 | 2000   | 1A              | N  | \$ -                    | \$ -                    | \$ -                           | \$ -                       | \$ -                     | \$ -                     | \$ -                            | \$ -                        | \$ -                                 |
| Owings, Austin Otis & Owings, Phyllis Joan | 53-09-01-202-021.000-015 |        | 1A              | N  | \$ -                    | \$ -                    | \$ 335.00                      | \$ 335.00                  | \$ -                     | \$ -                     | \$ 769.78                       | \$ 769.78                   | \$ 434.78                            |
| John E Byers LLC                           | 53-09-01-202-004.000-015 |        | 1A              | N  | \$ -                    | \$ -                    | \$ -                           | \$ -                       | \$ -                     | \$ 245.80                | \$ -                            | \$ 245.80                   | \$ 245.80                            |
| Carlson, Lee T & Kristi L                  | 53-09-12-201-007.000-015 |        | 1A              | N  | \$ -                    | \$ -                    | \$ -                           | \$ -                       | \$ -                     | \$ 374.46                | \$ -                            | \$ 374.46                   | \$ 374.46                            |
| Hall, Angela S                             | 53-09-01-213-034.000-015 |        | 1A              | N  | \$ -                    | \$ -                    | \$ -                           | \$ -                       | \$ -                     | \$ -                     | \$ -                            | \$ -                        | \$ -                                 |
| McCutchen, Rebecca S                       | 53-09-02-100-013.000-015 |        | 1A              | N  | \$ -                    | \$ -                    | \$ 42.00                       | \$ 42.00                   | \$ -                     | \$ -                     | \$ 164.88                       | \$ 164.88                   | \$ 122.88                            |
| Fleener, Mary Jane                         | 53-09-12-300-024.000-015 | 1785   | 1A              | N  | \$ -                    | \$ -                    | \$ -                           | \$ -                       | \$ -                     | \$ 242.05                | \$ -                            | \$ 242.05                   | \$ 242.05                            |
| Workman, Norma J                           | 53-09-01-210-016.000-015 |        | 1A              | N  | \$ -                    | \$ -                    | \$ -                           | \$ -                       | \$ -                     | \$ -                     | \$ -                            | \$ -                        | \$ -                                 |
| Montgomery, Raymond                        | 53-09-12-201-033.000-015 |        | 1A              | N  | \$ -                    | \$ -                    | \$ -                           | \$ -                       | \$ 19.32                 | \$ -                     | \$ -                            | \$ 19.32                    | \$ 19.32                             |
| Pruett, Roger D & Marsha J                 | 53-09-12-201-039.000-015 |        | 1A              | N  | \$ -                    | \$ -                    | \$ -                           | \$ -                       | \$ -                     | \$ -                     | \$ -                            | \$ -                        | \$ -                                 |
| Harpool, Ruth A & Benedict, Janelle D      | 53-09-02-300-024.000-015 |        | 1A              | N  | \$ -                    | \$ -                    | \$ -                           | \$ -                       | \$ 3.18                  | \$ -                     | \$ -                            | \$ 3.18                     | \$ 3.18                              |
| Smith, Douglas D                           | 53-04-36-100-046.000-011 | 1130   | 1A              | N  | \$ -                    | \$ -                    | \$ -                           | \$ -                       | \$ -                     | \$ -                     | \$ -                            | \$ -                        | \$ -                                 |
| Chambers, Kenneth R & Carolyn F            | 53-04-36-303-080.000-011 |        | 1A              | N  | \$ -                    | \$ -                    | \$ 175.00                      | \$ 175.00                  | \$ -                     | \$ -                     | \$ 556.06                       | \$ 556.06                   | \$ 381.06                            |
| Dyer, Candice S                            | 53-00-71-088-000.000-011 | 1815   | 1A              | N  | \$ -                    | \$ -                    | \$ -                           | \$ -                       | \$ -                     | \$ -                     | \$ -                            | \$ -                        | \$ -                                 |
| Abb Inc                                    | 53-04-36-100-054.000-011 |        | 1A              | N  | \$ -                    | \$ -                    | \$ -                           | \$ -                       | \$ -                     | \$ -                     | \$ -                            | \$ -                        | \$ -                                 |
| Patriot Unlimited LLC                      | 53-04-36-200-003.000-011 |        | 1A              | N  | \$ -                    | \$ -                    | \$ -                           | \$ -                       | \$ -                     | \$ -                     | \$ -                            | \$ -                        | \$ -                                 |
| Board Of Commissioners Of                  | 53-04-36-200-005.000-011 |        | 1A              | N  | \$ -                    | \$ -                    | \$ -                           | \$ -                       | \$ -                     | \$ -                     | \$ -                            | \$ -                        | \$ -                                 |
| Stephenson, Helen                          | 53-04-36-200-023.000-011 |        | 1A              | N  | \$ -                    | \$ -                    | \$ -                           | \$ -                       | \$ 100.37                | \$ -                     | \$ -                            | \$ 100.37                   | \$ 100.37                            |
| Baxter, Donna M & Frederick Glen           | 53-04-36-302-024.000-011 |        | 1A              | N  | \$ -                    | \$ -                    | \$ -                           | \$ -                       | \$ -                     | \$ -                     | \$ 289.78                       | \$ 289.78                   | \$ 289.78                            |
| Stogsdill, Karen Sue                       | 53-09-01-212-014.000-015 |        | 1A              | N  | \$ -                    | \$ -                    | \$ -                           | \$ -                       | \$ -                     | \$ -                     | \$ -                            | \$ -                        | \$ -                                 |
| Sonneborn, Michael G Revocable Trust       | 53-09-12-100-002.000-015 |        | 1A              | N  | \$ -                    | \$ -                    | \$ -                           | \$ -                       | \$ -                     | \$ -                     | \$ -                            | \$ -                        | \$ -                                 |
| Cain, Dwight L & Grace L                   | 53-09-01-213-022.000-015 |        | 1A              | N  | \$ -                    | \$ -                    | \$ 454.00                      | \$ 454.00                  | \$ -                     | \$ -                     | \$ 1,030.29                     | \$ 1,030.29                 | \$ 576.29                            |
| Caldwell Family Trust                      | 53-09-01-302-023.000-015 |        | 1A              | N  | \$ -                    | \$ -                    | \$ -                           | \$ -                       | \$ -                     | \$ 221.52                | \$ -                            | \$ 221.52                   | \$ 221.52                            |
| Housing Associates LLC                     | 53-09-12-200-005.000-015 |        | 1A              | N  | \$ -                    | \$ -                    | \$ -                           | \$ -                       | \$ -                     | \$ 680.59                | \$ -                            | \$ 680.59                   | \$ 680.59                            |
| Ingram, Mitchell R                         | 53-09-01-209-060.000-015 |        | 1A              | N  | \$ -                    | \$ -                    | \$ -                           | \$ -                       | \$ -                     | \$ -                     | \$ -                            | \$ -                        | \$ -                                 |
| Beck, Kay E                                | 53-09-01-209-052.000-015 |        | 1A              | N  | \$ -                    | \$ -                    | \$ 256.00                      | \$ 256.00                  | \$ -                     | \$ -                     | \$ 670.37                       | \$ 670.37                   | \$ 414.37                            |
| Jones, Esther                              | 53-09-01-202-020.000-015 |        | 1A              | N  | \$ -                    | \$ -                    | \$ -                           | \$ -                       | \$ 2.00                  | \$ -                     | \$ -                            | \$ 2.00                     | \$ 2.00                              |
| Miller, David C Jr & Celene M              | 53-09-01-211-021.000-015 |        | 1A              | N  | \$ -                    | \$ -                    | \$ -                           | \$ -                       | \$ 51.43                 | \$ -                     | \$ -                            | \$ 51.43                    | \$ 51.43                             |
| Baker, Danielle Marie                      | 53-09-01-302-014.000-015 | 2047   | 1A              | N  | \$ -                    | \$ -                    | \$ -                           | \$ -                       | \$ -                     | \$ -                     | \$ -                            | \$ -                        | \$ -                                 |
| Wexley Properties LLC                      | 53-09-01-302-008.000-015 | 2047   | 1A              | N  | \$ -                    | \$ -                    | \$ -                           | \$ -                       | \$ -                     | \$ 257.57                | \$ -                            | \$ 257.57                   | \$ 257.57                            |
| UDB Holdings LLC                           | 53-09-01-302-003.000-015 |        | 1A              | N  | \$ -                    | \$ -                    | \$ -                           | \$ -                       | \$ -                     | \$ -                     | \$ -                            | \$ -                        | \$ -                                 |
| Seeber, John                               | 53-09-01-302-025.000-015 |        | 1A              | N  | \$ -                    | \$ -                    | \$ -                           | \$ -                       | \$ -                     | \$ -                     | \$ -                            | \$ -                        | \$ -                                 |
| Public Investment Corp                     | 53-09-01-302-024.000-015 |        | 1A              | N  | \$ -                    | \$ -                    | \$ -                           | \$ -                       | \$ -                     | \$ -                     | \$ -                            | \$ -                        | \$ -                                 |
| UDB Holdings LLC                           | 53-09-01-302-028.000-015 |        | 1A              | N  | \$ -                    | \$ -                    | \$ -                           | \$ -                       | \$ -                     | \$ -                     | \$ -                            | \$ -                        | \$ -                                 |

# City of Bloomington

## Area #1A: South-West Annexation Area - Circuit Breaker Impacts Analysis



| Owner Name   | Parcel #                 | Waiver | Annexation Area | AG | Pre-Annex 1% CB Credits | Pre-Annex 2% CB Credits | Pre-Annex 65 & Over CB Credits | Pre-Annex Total CB Credits | Post-Annex 1% CB Credits | Post-Annex 2% CB Credits | Post-Annex 65 & Over CB Credits | Post-Annex Total CB Credits | Total Post-Annex CB Credits Increase |
|--|--------------------------|--------|-----------------|----|-------------------------|-------------------------|--------------------------------|----------------------------|--------------------------|--------------------------|---------------------------------|-----------------------------|--------------------------------------|
| Welch, Wendy E   | 53-09-01-302-012.000-015 |        | 1A              | N  | \$ -                    | \$ -                    | \$ -                           | \$ -                       | \$ -                     | \$ -                     | \$ -                            | \$ -                        | \$ -                                 |
| Wexley Properties LLC  | 53-09-01-302-004.000-015 | 2047   | 1A              | N  | \$ -                    | \$ -                    | \$ -                           | \$ -                       | \$ -                     | \$ 232.79                | \$ -                            | \$ 232.79                   | \$ 232.79                            |
| Pearson, Jeromy & Michell  | 53-09-01-302-001.000-015 |        | 1A              | N  | \$ -                    | \$ -                    | \$ -                           | \$ -                       | \$ -                     | \$ -                     | \$ -                            | \$ -                        | \$ -                                 |
| Boddie, Henry Joe & Dellsie Hooks  | 53-09-01-213-005.000-015 |        | 1A              | N  | \$ -                    | \$ -                    | \$ -                           | \$ -                       | \$ -                     | \$ -                     | \$ -                            | \$ -                        | \$ -                                 |
| Stone, Shirlee S   | 53-09-01-202-010.000-015 | 1726   | 1A              | N  | \$ -                    | \$ -                    | \$ 312.00                      | \$ 312.00                  | \$ -                     | \$ -                     | \$ 753.63                       | \$ 753.63                   | \$ 441.63                            |
| B-B Investment Properties, Inc   | 53-09-01-301-012.000-015 | 1267   | 1A              | N  | \$ -                    | \$ -                    | \$ -                           | \$ -                       | \$ -                     | \$ 385.23                | \$ -                            | \$ 385.23                   | \$ 385.23                            |
| Wilson, Sarah Ira; Equity Trust Company fbo  | 53-09-01-301-014.000-015 | 1267   | 1A              | N  | \$ -                    | \$ -                    | \$ -                           | \$ -                       | \$ -                     | \$ 343.42                | \$ -                            | \$ 343.42                   | \$ 343.42                            |
| Fyffe, David R   | 53-09-01-301-015.000-015 | 2449   | 1A              | N  | \$ -                    | \$ -                    | \$ -                           | \$ -                       | \$ -                     | \$ 199.00                | \$ -                            | \$ 199.00                   | \$ 199.00                            |
| Mason, James F & Cynthia   | 53-09-01-301-013.000-015 | 1267   | 1A              | N  | \$ -                    | \$ -                    | \$ -                           | \$ -                       | \$ -                     | \$ 376.97                | \$ -                            | \$ 376.97                   | \$ 376.97                            |
| Bolinger, Brittany S & Turk, Matthew D   | 53-09-01-301-008.000-015 | 1784   | 1A              | N  | \$ -                    | \$ -                    | \$ -                           | \$ -                       | \$ -                     | \$ -                     | \$ -                            | \$ -                        | \$ -                                 |
| Hickory Grove LLC  | 53-09-01-301-009.000-015 | 1267   | 1A              | N  | \$ -                    | \$ -                    | \$ -                           | \$ -                       | \$ -                     | \$ 396.24                | \$ -                            | \$ 396.24                   | \$ 396.24                            |
| Burt, Rachel J   | 53-09-01-301-006.000-015 | 1267   | 1A              | N  | \$ -                    | \$ -                    | \$ -                           | \$ -                       | \$ -                     | \$ -                     | \$ -                            | \$ -                        | \$ -                                 |
| D & Z Quality Properties LLC   | 53-09-01-301-003.000-015 | 1267   | 1A              | N  | \$ -                    | \$ -                    | \$ -                           | \$ -                       | \$ -                     | \$ 397.24                | \$ -                            | \$ 397.24                   | \$ 397.24                            |
| Schumm, Michael J & Karen A  | 53-09-01-301-007.000-015 | 1267   | 1A              | N  | \$ -                    | \$ -                    | \$ -                           | \$ -                       | \$ -                     | \$ 406.50                | \$ -                            | \$ 406.50                   | \$ 406.50                            |
| Crouch, Jeanelle E   | 53-09-01-302-022.000-015 |        | 1A              | N  | \$ -                    | \$ -                    | \$ -                           | \$ -                       | \$ -                     | \$ -                     | \$ -                            | \$ -                        | \$ -                                 |
| Gross, Charles K & Shirley J   | 53-09-02-101-001.000-015 |        | 1A              | N  | \$ -                    | \$ -                    | \$ -                           | \$ -                       | \$ 236.58                | \$ -                     | \$ -                            | \$ 236.58                   | \$ 236.58                            |
| Schultz, Aaron J   | 53-09-01-210-007.000-015 |        | 1A              | N  | \$ -                    | \$ -                    | \$ -                           | \$ -                       | \$ -                     | \$ -                     | \$ -                            | \$ -                        | \$ -                                 |
| Tancreti, Regis T & Ronald A Tancreti daSilva, Neumiro Antonio & Fern Robin-Heller (1/2 interest); daSilva, Lance & El | 53-09-01-302-020.000-015 |        | 1A              | N  | \$ -                    | \$ -                    | \$ -                           | \$ -                       | \$ -                     | \$ 248.31                | \$ -                            | \$ 248.31                   | \$ 248.31                            |
| Gage, Brian K  | 53-09-12-201-040.000-015 |        | 1A              | N  | \$ -                    | \$ -                    | \$ -                           | \$ -                       | \$ -                     | \$ -                     | \$ -                            | \$ -                        | \$ -                                 |
| Bogart, Benjamin and Terri P.  | 53-09-01-213-006.000-015 |        | 1A              | N  | \$ -                    | \$ -                    | \$ -                           | \$ -                       | \$ 50.57                 | \$ -                     | \$ -                            | \$ 50.57                    | \$ 50.57                             |
| Koostard Property VIII LLC   | 53-09-12-300-033.000-015 | 1381   | 1A              | N  | \$ -                    | \$ -                    | \$ -                           | \$ -                       | \$ -                     | \$ -                     | \$ -                            | \$ -                        | \$ -                                 |
| Medlock, Stephen Tanner  | 53-09-12-300-052.000-015 |        | 1A              | N  | \$ -                    | \$ -                    | \$ -                           | \$ -                       | \$ -                     | \$ -                     | \$ -                            | \$ -                        | \$ -                                 |
| Medlock, Stephen Tanner  | 53-09-12-300-049.000-015 |        | 1A              | N  | \$ -                    | \$ -                    | \$ -                           | \$ -                       | \$ -                     | \$ -                     | \$ -                            | \$ -                        | \$ -                                 |
| Vance, Jeremy W & Angela   | 53-09-12-201-015.000-015 |        | 1A              | N  | \$ -                    | \$ -                    | \$ -                           | \$ -                       | \$ 1.86                  | \$ -                     | \$ -                            | \$ 1.86                     | \$ 1.86                              |
| Public Investment Corporation  | 53-09-01-300-025.000-015 |        | 1A              | N  | \$ -                    | \$ -                    | \$ -                           | \$ -                       | \$ -                     | \$ 251.56                | \$ -                            | \$ 251.56                   | \$ 251.56                            |
| Board Of Commissioners Monroe Co   | 53-09-01-300-006.000-015 |        | 1A              | N  | \$ -                    | \$ -                    | \$ -                           | \$ -                       | \$ -                     | \$ -                     | \$ -                            | \$ -                        | \$ -                                 |
| Arthur, Joanne Mary Hicks; Parkerson, Susan Gayle Hicks; Trenta, Amanda Leigh Hi                                       | 53-09-02-400-010.000-015 |        | 1A              | N  | \$ -                    | \$ -                    | \$ -                           | \$ -                       | \$ -                     | \$ -                     | \$ -                            | \$ -                        | \$ -                                 |
| Board Of Commissioners Monroe County, The  | 53-09-01-202-033.000-016 |        | 1A              | N  | \$ -                    | \$ -                    | \$ -                           | \$ -                       | \$ -                     | \$ -                     | \$ -                            | \$ -                        | \$ -                                 |
| Blickendorf, Joseph & Meagan Mabrey  | 53-09-02-300-091.000-015 | 1996   | 1A              | N  | \$ -                    | \$ -                    | \$ -                           | \$ -                       | \$ 34.32                 | \$ -                     | \$ -                            | \$ 34.32                    | \$ 34.32                             |
| Mezger, Jeffrey L & Kelly D  | 53-09-02-300-074.000-015 | 2003   | 1A              | N  | \$ -                    | \$ -                    | \$ -                           | \$ -                       | \$ 160.42                | \$ -                     | \$ -                            | \$ 160.42                   | \$ 160.42                            |
| Papenmeier, Douglas M & Carolina S Amador, Javier  | 53-09-02-300-083.000-015 | 2012   | 1A              | N  | \$ -                    | \$ -                    | \$ -                           | \$ -                       | \$ 252.81                | \$ -                     | \$ -                            | \$ 252.81                   | \$ 252.81                            |
| Amador, Javier   | 53-09-02-300-095.000-015 | 1955   | 1A              | N  | \$ -                    | \$ -                    | \$ -                           | \$ -                       | \$ 301.52                | \$ -                     | \$ -                            | \$ 301.52                   | \$ 301.52                            |
| Messina, Brittany N; Eckerle, Zakary M   | 53-09-02-300-059.000-015 | 1980   | 1A              | N  | \$ -                    | \$ -                    | \$ -                           | \$ -                       | \$ -                     | \$ -                     | \$ -                            | \$ -                        | \$ -                                 |
| Sexton, Heather M  | 53-09-02-300-045.000-015 | 1938   | 1A              | N  | \$ -                    | \$ -                    | \$ -                           | \$ -                       | \$ 126.90                | \$ -                     | \$ -                            | \$ 126.90                   | \$ 126.90                            |
| Kluck, Ryan S & Rachel N   | 53-09-02-300-025.000-015 | 1988   | 1A              | N  | \$ -                    | \$ -                    | \$ -                           | \$ -                       | \$ 209.38                | \$ -                     | \$ -                            | \$ 209.38                   | \$ 209.38                            |
| Holland, Kathleen S  | 53-09-02-300-006.000-015 | 2007   | 1A              | N  | \$ -                    | \$ -                    | \$ -                           | \$ -                       | \$ -                     | \$ -                     | \$ -                            | \$ -                        | \$ -                                 |
| McElhinney, Ryan & Maricar Yamamoto, Christina M   | 53-09-02-300-027.000-015 | 1963   | 1A              | N  | \$ -                    | \$ -                    | \$ -                           | \$ -                       | \$ 98.83                 | \$ -                     | \$ -                            | \$ 98.83                    | \$ 98.83                             |
| Yamamoto, Christina M  | 53-09-02-300-061.000-015 | 1962   | 1A              | N  | \$ -                    | \$ -                    | \$ -                           | \$ -                       | \$ -                     | \$ -                     | \$ -                            | \$ -                        | \$ -                                 |
| Bell, Cynthia & Gary   | 53-09-02-300-047.000-015 | 1917   | 1A              | N  | \$ -                    | \$ -                    | \$ -                           | \$ -                       | \$ 68.98                 | \$ -                     | \$ -                            | \$ 68.98                    | \$ 68.98                             |
| Crouch, Eric & Allison   | 53-09-02-300-036.000-015 | 1966   | 1A              | N  | \$ -                    | \$ -                    | \$ -                           | \$ -                       | \$ 67.67                 | \$ -                     | \$ -                            | \$ 67.67                    | \$ 67.67                             |



# City of Bloomington

## Area #1A: South-West Annexation Area - Circuit Breaker Impacts Analysis



| Owner Name                                   | Parcel #                 | Waiver | Annexation Area | AG   | Pre-Annex 1% CB Credits | Pre-Annex 2% CB Credits | Pre-Annex 65 & Over CB Credits | Pre-Annex Total CB Credits | Post-Annex 1% CB Credits | Post-Annex 2% CB Credits | Post-Annex 65 & Over CB Credits | Post-Annex Total CB Credits | Total Post-Annex CB Credits Increase |
|--|--------------------------|--------|-----------------|------|-------------------------|-------------------------|--------------------------------|----------------------------|--------------------------|--------------------------|---------------------------------|-----------------------------|--------------------------------------|
| Liverman, Thomas E & Emily S                 | 53-09-02-300-078.000-015 | 1987   | 1A              | N    | \$ -                    | \$ -                    | \$ -                           | \$ -                       | \$ 104.09                | \$ -                     | \$ -                            | \$ 104.09                   | \$ 104.09                            |
| Hall, Robert & Catherine                     | 53-09-02-200-181.000-015 | 2037   | 1A              | N    | \$ -                    | \$ -                    | \$ -                           | \$ -                       | \$ 159.51                | \$ -                     | \$ -                            | \$ 159.51                   | \$ 159.51                            |
| McGuire, Joshua                              | 53-09-02-200-183.000-015 | 2037   | 1A              | N    | \$ -                    | \$ -                    | \$ -                           | \$ -                       | \$ 122.52                | \$ -                     | \$ -                            | \$ 122.52                   | \$ 122.52                            |
| Harris, Walter Braxton & Sydney E            | 53-09-02-200-182.000-015 | 2309   | 1A              | N    | \$ -                    | \$ -                    | \$ -                           | \$ -                       | \$ 186.57                | \$ -                     | \$ -                            | \$ 186.57                   | \$ 186.57                            |
| Kay, John D                                  | 53-09-02-300-089.000-015 | 2037   | 1A              | N    | \$ -                    | \$ -                    | \$ -                           | \$ -                       | \$ -                     | \$ -                     | \$ -                            | \$ -                        | \$ -                                 |
| Murphy, Larry D & Lee Ann                    | 53-09-02-300-058.000-015 | 2037   | 1A              | N    | \$ -                    | \$ -                    | \$ -                           | \$ -                       | \$ 6.69                  | \$ -                     | \$ -                            | \$ 6.69                     | \$ 6.69                              |
| Sanders, David B                             | 53-09-02-300-065.000-015 | 2037   | 1A              | N    | \$ -                    | \$ -                    | \$ -                           | \$ -                       | \$ -                     | \$ -                     | \$ -                            | \$ -                        | \$ -                                 |
| Bruner, Jacob B & Simpson, Jaime L           | 53-09-02-300-029.000-015 | 2037   | 1A              | N    | \$ -                    | \$ -                    | \$ -                           | \$ -                       | \$ -                     | \$ -                     | \$ -                            | \$ -                        | \$ -                                 |
| Julian, Stuart Taylor & Sarah Elizabeth      | 53-09-02-300-077.000-015 | 2037   | 1A              | N    | \$ -                    | \$ -                    | \$ -                           | \$ -                       | \$ -                     | \$ -                     | \$ -                            | \$ -                        | \$ -                                 |
| Frazier, Gene Alan; Mullis, Laura Denise     | 53-09-02-300-084.000-015 | 2037   | 1A              | N    | \$ -                    | \$ -                    | \$ -                           | \$ -                       | \$ 172.52                | \$ -                     | \$ -                            | \$ 172.52                   | \$ 172.52                            |
| Sparks, Timothy R                            | 53-09-12-201-003.000-015 | 1A     | N               | \$ - | \$ -                    | \$ -                    | \$ -                           | \$ -                       | \$ -                     | \$ 355.69                | \$ -                            | \$ 355.69                   | \$ 355.69                            |
| Spaulding, Bruce A & Pamela D                | 53-09-01-212-027.000-015 | 1A     | N               | \$ - | \$ -                    | \$ -                    | \$ -                           | \$ -                       | \$ -                     | \$ -                     | \$ -                            | \$ -                        | \$ -                                 |
| Spaulding, Phillip E                         | 53-09-01-202-025.000-015 | 1A     | N               | \$ - | \$ -                    | \$ 346.00               | \$ 346.00                      | \$ -                       | \$ -                     | \$ -                     | \$ 838.30                       | \$ 838.30                   | \$ 492.30                            |
| Lin, Zoe Jinyu & Lin, Da Shu                 | 53-09-01-212-010.000-015 | 1A     | N               | \$ - | \$ -                    | \$ -                    | \$ -                           | \$ -                       | \$ -                     | \$ -                     | \$ -                            | \$ -                        | \$ -                                 |
| Mendez Gonzalez, Jose L                      | 53-09-01-212-032.000-015 | 1A     | N               | \$ - | \$ -                    | \$ -                    | \$ -                           | \$ -                       | \$ -                     | \$ -                     | \$ -                            | \$ -                        | \$ -                                 |
| Stine, Suan M                                | 53-09-01-211-010.000-015 | 1A     | N               | \$ - | \$ -                    | \$ -                    | \$ -                           | \$ -                       | \$ -                     | \$ -                     | \$ -                            | \$ -                        | \$ -                                 |
| Stonechase Homeowners Association, Inc       | 53-09-02-100-004.000-015 | 2309   | 1A              | N    | \$ -                    | \$ -                    | \$ -                           | \$ -                       | \$ -                     | \$ -                     | \$ -                            | \$ -                        | \$ -                                 |
| Holman, John C & Linda P                     | 53-09-02-100-021.000-015 | 1A     | N               | \$ - | \$ -                    | \$ -                    | \$ -                           | \$ -                       | \$ 344.93                | \$ -                     | \$ -                            | \$ 344.93                   | \$ 344.93                            |
| Sexton, Dennis W & Sally M                   | 53-09-02-100-004.001-015 | 2309   | 1A              | N    | \$ -                    | \$ -                    | \$ -                           | \$ -                       | \$ 664.77                | \$ -                     | \$ -                            | \$ 664.77                   | \$ 664.77                            |
| Grote, Luke A & Audrey J                     | 53-09-02-100-004.002-015 | 2309   | 1A              | N    | \$ -                    | \$ -                    | \$ -                           | \$ -                       | \$ 1,108.34              | \$ -                     | \$ -                            | \$ 1,108.34                 | \$ 1,108.34                          |
| Chriscinske, Mark L                          | 53-09-02-100-004.003-015 | 2309   | 1A              | N    | \$ -                    | \$ -                    | \$ -                           | \$ -                       | \$ 509.04                | \$ -                     | \$ -                            | \$ 509.04                   | \$ 509.04                            |
| DeMoss, Garrison Bryan; Abbott, Megan R      | 53-09-02-100-004.004-015 | 2309   | 1A              | N    | \$ -                    | \$ -                    | \$ -                           | \$ -                       | \$ 550.27                | \$ -                     | \$ -                            | \$ 550.27                   | \$ 550.27                            |
| Myers, Andrew G & Schemm, Andrew R           | 53-09-02-100-004.005-015 | 2309   | 1A              | N    | \$ -                    | \$ -                    | \$ -                           | \$ -                       | \$ 627.93                | \$ -                     | \$ -                            | \$ 627.93                   | \$ 627.93                            |
| Dalton, Nancy                                | 53-04-36-303-016.000-011 | 1A     | N               | \$ - | \$ -                    | \$ -                    | \$ -                           | \$ -                       | \$ 72.42                 | \$ -                     | \$ -                            | \$ 72.42                    | \$ 72.42                             |
| Williams, Thomas R                           | 53-04-36-100-035.000-011 | 1191   | 1A              | N    | \$ -                    | \$ -                    | \$ -                           | \$ -                       | \$ 60.04                 | \$ -                     | \$ -                            | \$ 60.04                    | \$ 60.04                             |
| Board Of Commissioners Of Monroe Co          | 53-04-36-100-034.000-011 | 1A     | N               | \$ - | \$ -                    | \$ -                    | \$ -                           | \$ -                       | \$ -                     | \$ -                     | \$ -                            | \$ -                        | \$ -                                 |
| Thompson, Jack D                             | 53-04-36-401-007.000-011 | 2118   | 1A              | N    | \$ -                    | \$ -                    | \$ -                           | \$ -                       | \$ -                     | \$ -                     | \$ -                            | \$ -                        | \$ -                                 |
| Catalent Indiana LLC                         | 53-04-36-401-001.000-011 | 2479   | 1A              | N    | \$ -                    | \$ -                    | \$ -                           | \$ -                       | \$ -                     | \$ -                     | \$ -                            | \$ -                        | \$ -                                 |
| Thompson, Jack D                             | 53-04-36-401-002.000-011 | 1A     | N               | \$ - | \$ -                    | \$ -                    | \$ -                           | \$ -                       | \$ -                     | \$ -                     | \$ -                            | \$ -                        | \$ -                                 |
| RPC Bloomington LLC                          | 53-04-36-401-009.000-011 | 1428   | 1A              | N    | \$ -                    | \$ -                    | \$ -                           | \$ -                       | \$ -                     | \$ -                     | \$ -                            | \$ -                        | \$ -                                 |
| Board Of Commissioners Of Monroe County      | 53-04-36-401-010.000-011 | 1A     | N               | \$ - | \$ -                    | \$ -                    | \$ -                           | \$ -                       | \$ -                     | \$ -                     | \$ -                            | \$ -                        | \$ -                                 |
| Indiana University Credit Union              | 53-04-36-401-008.000-011 | 1A     | N               | \$ - | \$ -                    | \$ -                    | \$ -                           | \$ -                       | \$ -                     | \$ -                     | \$ -                            | \$ -                        | \$ -                                 |
| Circle-prosco Inc                            | 53-04-36-401-005.000-011 | 1607   | 1A              | N    | \$ -                    | \$ -                    | \$ -                           | \$ -                       | \$ -                     | \$ -                     | \$ -                            | \$ -                        | \$ -                                 |
| Reiter, Matthew S & Cheryl A                 | 53-04-36-401-006.000-011 | 1A     | N               | \$ - | \$ -                    | \$ -                    | \$ -                           | \$ -                       | \$ -                     | \$ -                     | \$ -                            | \$ -                        | \$ -                                 |
| Thompson, Jack D                             | 53-04-36-401-003.000-011 | 1A     | N               | \$ - | \$ -                    | \$ -                    | \$ -                           | \$ -                       | \$ -                     | \$ -                     | \$ -                            | \$ -                        | \$ -                                 |
| Crane, Federal Credit Union                  | 53-04-36-401-011.000-011 | 2068   | 1A              | N    | \$ -                    | \$ -                    | \$ -                           | \$ -                       | \$ -                     | \$ -                     | \$ -                            | \$ -                        | \$ -                                 |
| Public Service Co Of In Inc                  | 53-04-36-100-005.000-011 | 1A     | N               | \$ - | \$ -                    | \$ -                    | \$ -                           | \$ -                       | \$ -                     | \$ -                     | \$ -                            | \$ -                        | \$ -                                 |
| Whitehall Crossing D LLC                     | 53-04-36-405-011.000-011 | 1A     | N               | \$ - | \$ -                    | \$ -                    | \$ -                           | \$ -                       | \$ -                     | \$ -                     | \$ -                            | \$ -                        | \$ -                                 |
| City Of Bloomington Redevelopment Commission | 53-04-36-405-003.000-011 | 1A     | N               | \$ - | \$ -                    | \$ -                    | \$ -                           | \$ -                       | \$ -                     | \$ -                     | \$ -                            | \$ -                        | \$ -                                 |
| MDV Spartannash LLC                          | 53-04-36-200-016.000-011 | 1A     | N               | \$ - | \$ -                    | \$ -                    | \$ -                           | \$ -                       | \$ -                     | \$ -                     | \$ -                            | \$ -                        | \$ -                                 |
| J&J Quality Rentals LLC                      | 53-04-36-200-015.000-011 | 1A     | N               | \$ - | \$ 771.88               | \$ -                    | \$ 771.88                      | \$ -                       | \$ -                     | \$ 554.00                | \$ -                            | \$ 554.00                   | \$ (217.87)                          |
| Board Of Commissioners Of Monroe Co          | 53-04-36-200-021.000-011 | 1A     | N               | \$ - | \$ -                    | \$ -                    | \$ -                           | \$ -                       | \$ -                     | \$ -                     | \$ -                            | \$ -                        | \$ -                                 |
| B Three Partners LLC - Series 14             | 53-04-36-200-016.012-011 | 2441   | 1A              | N    | \$ -                    | \$ -                    | \$ -                           | \$ -                       | \$ -                     | \$ -                     | \$ -                            | \$ -                        | \$ -                                 |



# City of Bloomington

## Area #1A: South-West Annexation Area - Circuit Breaker Impacts Analysis



| Owner Name   | Parcel #                 | Waiver | Annexation Area | AG | Pre-Annex 1% CB Credits | Pre-Annex 2% CB Credits | Pre-Annex 65 & Over CB Credits | Pre-Annex Total CB Credits | Post-Annex 1% CB Credits | Post-Annex 2% CB Credits | Post-Annex 65 & Over CB Credits | Post-Annex Total CB Credits | Total Post-Annex CB Credits Increase |
|--|--------------------------|--------|-----------------|----|-------------------------|-------------------------|--------------------------------|----------------------------|--------------------------|--------------------------|---------------------------------|-----------------------------|--------------------------------------|
| Norton, Charles E & Karen J                              | 53-04-36-303-102.000-011 | 1847   | 1A              | N  | \$ -                    | \$ -                    | \$ -                           | \$ -                       | \$ -                     | \$ -                     | \$ -                            | \$ -                        | \$ -                                 |
| Chambers, Jo Ann & Abram, Lori A                         | 53-04-36-303-105.000-011 |        | 1A              | N  | \$ -                    | \$ -                    | \$ -                           | \$ -                       | \$ -                     | \$ -                     | \$ -                            | \$ -                        | \$ -                                 |
| Kellett, Jennifer S; Kellett, Kenneth W & Wendy S        | 53-04-36-100-007.000-011 |        | 1A              | N  | \$ -                    | \$ -                    | \$ -                           | \$ -                       | \$ -                     | \$ -                     | \$ 449.23                       | \$ 449.23                   | \$ 449.23                            |
| LaPadula, Rebecca Jane & LaPadula, Katherine J           | 53-04-36-301-012.000-011 |        | 1A              | N  | \$ -                    | \$ -                    | \$ -                           | \$ -                       | \$ -                     | \$ -                     | \$ -                            | \$ -                        | \$ -                                 |
| Long, Sarah Elizabeth                                    | 53-04-36-303-037.000-011 |        | 1A              | N  | \$ -                    | \$ -                    | \$ -                           | \$ -                       | \$ -                     | \$ -                     | \$ -                            | \$ -                        | \$ -                                 |
| Myers, Charles H II                                      | 53-04-36-303-013.000-011 |        | 1A              | N  | \$ -                    | \$ 1,319.66             | \$ -                           | \$ 1,319.66                | \$ -                     | \$ 947.16                | \$ -                            | \$ 947.16                   | \$ (372.49)                          |
| Price, Laura E   | 53-04-36-301-009.000-011 |        | 1A              | N  | \$ -                    | \$ -                    | \$ -                           | \$ -                       | \$ 11.41                 | \$ -                     | \$ -                            | \$ 11.41                    | \$ 11.41                             |
| Cheung, Robert Y   | 53-09-01-202-002.000-015 |        | 1A              | N  | \$ -                    | \$ -                    | \$ -                           | \$ -                       | \$ -                     | \$ -                     | \$ -                            | \$ -                        | \$ -                                 |
| OLeary, Sean S & Maurice D Lankford                      | 53-09-01-302-021.000-015 |        | 1A              | N  | \$ -                    | \$ -                    | \$ -                           | \$ -                       | \$ -                     | \$ 183.61                | \$ -                            | \$ 183.61                   | \$ 183.61                            |
| Public Investment Corp                                   | 53-09-01-300-002.000-015 |        | 1A              | N  | \$ -                    | \$ -                    | \$ -                           | \$ -                       | \$ -                     | \$ 817.76                | \$ -                            | \$ 817.76                   | \$ 817.76                            |
| Donnelly, Kathleen M                                     | 53-09-01-211-003.000-015 | 1781   | 1A              | N  | \$ -                    | \$ -                    | \$ -                           | \$ -                       | \$ -                     | \$ -                     | \$ -                            | \$ -                        | \$ -                                 |
| Brady, Waine N & Vargas, Lisa M                          | 53-09-02-400-003.000-015 | 1544   | 1A              | N  | \$ -                    | \$ -                    | \$ -                           | \$ -                       | \$ -                     | \$ -                     | \$ -                            | \$ -                        | \$ -                                 |
| Pavey, William L   | 53-09-01-211-041.000-015 |        | 1A              | N  | \$ -                    | \$ -                    | \$ -                           | \$ -                       | \$ 11.95                 | \$ -                     | \$ -                            | \$ 11.95                    | \$ 11.95                             |
| Stanger, Julie Anne                                      | 53-09-01-209-020.000-015 |        | 1A              | N  | \$ -                    | \$ -                    | \$ -                           | \$ -                       | \$ -                     | \$ -                     | \$ -                            | \$ -                        | \$ -                                 |
| Oswalt, Melody Jo & Mark Edward Mullis C / O Opal Mullis | 53-09-01-209-041.000-015 |        | 1A              | N  | \$ -                    | \$ -                    | \$ -                           | \$ -                       | \$ -                     | \$ -                     | \$ -                            | \$ -                        | \$ -                                 |
| John E Byers LLC   | 53-09-01-202-018.000-015 |        | 1A              | N  | \$ -                    | \$ -                    | \$ -                           | \$ -                       | \$ -                     | \$ 251.81                | \$ -                            | \$ 251.81                   | \$ 251.81                            |
| Maxton Holdings, LLC                                     | 53-09-01-202-014.000-015 |        | 1A              | N  | \$ -                    | \$ -                    | \$ -                           | \$ -                       | \$ -                     | \$ 329.41                | \$ -                            | \$ 329.41                   | \$ 329.41                            |
| Fuller, Thurman E  | 53-09-02-100-017.000-015 |        | 1A              | N  | \$ -                    | \$ -                    | \$ -                           | \$ -                       | \$ -                     | \$ -                     | \$ -                            | \$ -                        | \$ -                                 |
| Lehman, Samuel R & Lehman, Mary K                        | 53-09-01-202-009.000-015 |        | 1A              | N  | \$ -                    | \$ -                    | \$ -                           | \$ -                       | \$ 75.12                 | \$ -                     | \$ -                            | \$ 75.12                    | \$ 75.12                             |
| New Hickory Grove LLC                                    | 53-09-01-300-003.000-015 | 1185   | 1A              | N  | \$ -                    | \$ -                    | \$ -                           | \$ -                       | \$ -                     | \$ 3,875.03              | \$ -                            | \$ 3,875.03                 | \$ 3,875.03                          |
| Hancock, Denise  | 53-09-01-209-014.000-015 |        | 1A              | N  | \$ -                    | \$ -                    | \$ 244.00                      | \$ 244.00                  | \$ -                     | \$ -                     | \$ 694.51                       | \$ 694.51                   | \$ 450.51                            |
| Commons, @ Curry Homeowners                              | 53-09-01-303-006.000-015 |        | 1A              | N  | \$ -                    | \$ -                    | \$ -                           | \$ -                       | \$ -                     | \$ -                     | \$ -                            | \$ -                        | \$ -                                 |
| Cannon, Robbin C   | 53-09-01-304-025.000-015 |        | 1A              | N  | \$ -                    | \$ -                    | \$ -                           | \$ -                       | \$ -                     | \$ -                     | \$ -                            | \$ -                        | \$ -                                 |
| Applegate, Sarah A                                       | 53-09-01-304-023.000-015 |        | 1A              | N  | \$ -                    | \$ -                    | \$ 270.00                      | \$ 270.00                  | \$ -                     | \$ -                     | \$ 540.81                       | \$ 540.81                   | \$ 270.81                            |
| Small Town Properties LLC                                | 53-09-01-304-017.000-015 |        | 1A              | N  | \$ -                    | \$ -                    | \$ -                           | \$ -                       | \$ -                     | \$ 285.35                | \$ -                            | \$ 285.35                   | \$ 285.35                            |
| Testy, Kelly Y   | 53-09-01-304-016.000-015 |        | 1A              | N  | \$ -                    | \$ -                    | \$ -                           | \$ -                       | \$ -                     | \$ 285.35                | \$ -                            | \$ 285.35                   | \$ 285.35                            |
| Webb, Peter A & Carolyn A                                | 53-09-01-304-024.000-015 |        | 1A              | N  | \$ -                    | \$ -                    | \$ -                           | \$ -                       | \$ -                     | \$ -                     | \$ -                            | \$ -                        | \$ -                                 |
| Hirst, Heidi E.  | 53-09-01-304-004.000-015 |        | 1A              | N  | \$ -                    | \$ -                    | \$ -                           | \$ -                       | \$ -                     | \$ -                     | \$ -                            | \$ -                        | \$ -                                 |
| Kern, Koby   | 53-09-01-304-012.000-015 |        | 1A              | N  | \$ -                    | \$ -                    | \$ -                           | \$ -                       | \$ -                     | \$ 285.35                | \$ -                            | \$ 285.35                   | \$ 285.35                            |
| Poe, George & Rebecca S.                                 | 53-09-01-304-001.000-015 |        | 1A              | N  | \$ -                    | \$ -                    | \$ -                           | \$ -                       | \$ -                     | \$ -                     | \$ -                            | \$ -                        | \$ -                                 |
| Small Town Properties LLC                                | 53-09-01-304-007.000-015 |        | 1A              | N  | \$ -                    | \$ -                    | \$ -                           | \$ -                       | \$ -                     | \$ 285.35                | \$ -                            | \$ 285.35                   | \$ 285.35                            |
| Yang, Haichuan   | 53-09-01-304-008.000-015 |        | 1A              | N  | \$ -                    | \$ -                    | \$ -                           | \$ -                       | \$ -                     | \$ 285.35                | \$ -                            | \$ 285.35                   | \$ 285.35                            |
| Langton LLC  | 53-09-01-304-003.000-015 |        | 1A              | N  | \$ -                    | \$ -                    | \$ -                           | \$ -                       | \$ -                     | \$ 210.64                | \$ -                            | \$ 210.64                   | \$ 210.64                            |
| Bentley, Mitchell Lee; Parker, Barbara Justeen           | 53-09-01-304-010.000-015 |        | 1A              | N  | \$ -                    | \$ -                    | \$ -                           | \$ -                       | \$ -                     | \$ -                     | \$ -                            | \$ -                        | \$ -                                 |
| Denkhoff, Brendan S                                      | 53-09-01-304-006.000-015 |        | 1A              | N  | \$ -                    | \$ -                    | \$ -                           | \$ -                       | \$ -                     | \$ -                     | \$ -                            | \$ -                        | \$ -                                 |
| Williams, Christopher D & Tricia L                       | 53-09-01-304-015.000-015 |        | 1A              | N  | \$ -                    | \$ -                    | \$ -                           | \$ -                       | \$ -                     | \$ -                     | \$ -                            | \$ -                        | \$ -                                 |
| Ritchey, Debra J   | 53-09-01-304-002.000-015 |        | 1A              | N  | \$ -                    | \$ -                    | \$ -                           | \$ -                       | \$ -                     | \$ -                     | \$ -                            | \$ -                        | \$ -                                 |
| Canfield Properties LLC                                  | 53-09-01-304-011.000-015 |        | 1A              | N  | \$ -                    | \$ -                    | \$ -                           | \$ -                       | \$ -                     | \$ 285.35                | \$ -                            | \$ 285.35                   | \$ 285.35                            |
| Holm, Jan C & Linda J                                    | 53-09-01-304-018.000-015 |        | 1A              | N  | \$ -                    | \$ -                    | \$ -                           | \$ -                       | \$ -                     | \$ 216.15                | \$ -                            | \$ 216.15                   | \$ 216.15                            |
| Stern, Kortney S & Stern, Shari L                        | 53-09-01-304-013.000-015 |        | 1A              | N  | \$ -                    | \$ -                    | \$ -                           | \$ -                       | \$ -                     | \$ -                     | \$ -                            | \$ -                        | \$ -                                 |
| Chovanec, Rebecca A                                      | 53-09-01-304-021.000-015 |        | 1A              | N  | \$ -                    | \$ -                    | \$ -                           | \$ -                       | \$ -                     | \$ -                     | \$ -                            | \$ -                        | \$ -                                 |
| Schrader Enterprise Retirement Trust                     | 53-09-01-303-017.000-015 |        | 1A              | N  | \$ -                    | \$ -                    | \$ -                           | \$ -                       | \$ -                     | \$ 289.36                | \$ -                            | \$ 289.36                   | \$ 289.36                            |
| Eisenhour, Kyanne  | 53-09-01-303-015.000-015 |        | 1A              | N  | \$ -                    | \$ -                    | \$ -                           | \$ -                       | \$ -                     | \$ -                     | \$ -                            | \$ -                        | \$ -                                 |
| Fink, Costanza   | 53-09-01-303-021.000-015 |        | 1A              | N  | \$ -                    | \$ -                    | \$ -                           | \$ -                       | \$ -                     | \$ -                     | \$ -                            | \$ -                        | \$ -                                 |
| Scutt, Morris V  | 53-09-01-303-011.000-015 |        | 1A              | N  | \$ -                    | \$ -                    | \$ 60.00                       | \$ 60.00                   | \$ -                     | \$ -                     | \$ -                            | \$ -                        | \$ (60.00)                           |
| Hagner, Kyle P   | 53-09-01-303-020.000-015 |        | 1A              | N  | \$ -                    | \$ -                    | \$ -                           | \$ -                       | \$ -                     | \$ -                     | \$ -                            | \$ -                        | \$ -                                 |

# City of Bloomington

## Area #1A: South-West Annexation Area - Circuit Breaker Impacts Analysis



| Owner Name                                    | Parcel #                 | Waiver | Annexation Area | AG | Pre-Annex 1% CB Credits | Pre-Annex 2% CB Credits | Pre-Annex 65 & Over CB Credits | Pre-Annex Total CB Credits | Post-Annex 1% CB Credits | Post-Annex 2% CB Credits | Post-Annex 65 & Over CB Credits | Post-Annex Total CB Credits | Total Post-Annex CB Credits Increase |
|---|--------------------------|--------|-----------------|----|-------------------------|-------------------------|--------------------------------|----------------------------|--------------------------|--------------------------|---------------------------------|-----------------------------|--------------------------------------|
| Powell, Thomas Boyden                         | 53-09-01-303-009.000-015 |        | 1A              | N  | \$ -                    | \$ -                    | \$ -                           | \$ -                       | \$ -                     | \$ -                     | \$ -                            | \$ -                        | \$ -                                 |
| Muckerheide, Scott & Mary Ann                 | 53-09-01-303-019.000-015 |        | 1A              | N  | \$ -                    | \$ -                    | \$ -                           | \$ -                       | \$ -                     | \$ 270.58                | \$ -                            | \$ 270.58                   | \$ 270.58                            |
| Kemker, Stephen & Kalen Carty                 | 53-09-01-303-010.000-015 |        | 1A              | N  | \$ -                    | \$ -                    | \$ -                           | \$ -                       | \$ -                     | \$ 283.10                | \$ -                            | \$ 283.10                   | \$ 283.10                            |
| Parker Family Trust                           | 53-09-01-303-018.000-015 |        | 1A              | N  | \$ -                    | \$ -                    | \$ -                           | \$ -                       | \$ -                     | \$ 283.85                | \$ -                            | \$ 283.85                   | \$ 283.85                            |
| Novak, Melodye R                              | 53-09-01-303-005.000-015 |        | 1A              | N  | \$ -                    | \$ -                    | \$ -                           | \$ -                       | \$ -                     | \$ -                     | \$ -                            | \$ -                        | \$ -                                 |
| Luallen, Karen S & Luallen, Bobby Joe         | 53-09-01-303-012.000-015 |        | 1A              | N  | \$ -                    | \$ -                    | \$ -                           | \$ -                       | \$ -                     | \$ -                     | \$ -                            | \$ -                        | \$ -                                 |
| Gever, Deborah L                              | 53-09-01-303-002.000-015 |        | 1A              | N  | \$ -                    | \$ -                    | \$ -                           | \$ -                       | \$ -                     | \$ -                     | \$ -                            | \$ -                        | \$ -                                 |
| Monroe, Michael B                             | 53-09-01-303-014.000-015 |        | 1A              | N  | \$ -                    | \$ -                    | \$ -                           | \$ -                       | \$ -                     | \$ -                     | \$ -                            | \$ -                        | \$ -                                 |
| Fisse, Patricia A                             | 53-09-01-303-004.000-015 |        | 1A              | N  | \$ -                    | \$ -                    | \$ -                           | \$ -                       | \$ -                     | \$ -                     | \$ -                            | \$ -                        | \$ -                                 |
| Olges, Kathleen L                             | 53-09-01-209-029.000-015 |        | 1A              | N  | \$ -                    | \$ -                    | \$ -                           | \$ -                       | \$ -                     | \$ -                     | \$ -                            | \$ -                        | \$ -                                 |
| Sutlic, Alexander J & Hutchison, Jana L       | 53-09-01-212-013.000-015 | 1791   | 1A              | N  | \$ -                    | \$ -                    | \$ -                           | \$ -                       | \$ -                     | \$ -                     | \$ -                            | \$ -                        | \$ -                                 |
| Dye, Debra K                                  | 53-09-12-201-037.000-015 |        | 1A              | N  | \$ -                    | \$ -                    | \$ -                           | \$ -                       | \$ -                     | \$ -                     | \$ -                            | \$ -                        | \$ -                                 |
| Sturgeon, Kyle M                              | 53-09-12-201-038.000-015 |        | 1A              | N  | \$ -                    | \$ -                    | \$ -                           | \$ -                       | \$ -                     | \$ -                     | \$ -                            | \$ -                        | \$ -                                 |
| Farnsworth, Judith Noyes                      | 53-09-01-209-066.000-015 |        | 1A              | N  | \$ -                    | \$ -                    | \$ -                           | \$ -                       | \$ -                     | \$ -                     | \$ -                            | \$ -                        | \$ -                                 |
| Cenfetelli, Martin J                          | 53-09-01-202-012.000-015 |        | 1A              | N  | \$ -                    | \$ -                    | \$ -                           | \$ -                       | \$ -                     | \$ -                     | \$ -                            | \$ -                        | \$ -                                 |
| Conder, Bruce E & Lana J                      | 53-09-02-400-008.000-015 |        | 1A              | Y  | \$ -                    | \$ -                    | \$ -                           | \$ -                       | \$ -                     | \$ -                     | \$ -                            | \$ -                        | \$ -                                 |
| Conder, Bruce E & Lana J                      | 53-09-02-400-007.000-015 |        | 1A              | Y  | \$ -                    | \$ -                    | \$ -                           | \$ -                       | \$ -                     | \$ -                     | \$ -                            | \$ -                        | \$ -                                 |
| Woerdeman, Cody & Kayla R                     | 53-09-02-300-096.000-015 | 2037   | 1A              | N  | \$ -                    | \$ -                    | \$ -                           | \$ -                       | \$ 340.56                | \$ -                     | \$ -                            | \$ 340.56                   | \$ 340.56                            |
| Lattire, Brett; Reilly, Mary                  | 53-09-02-300-097.000-015 | 2037   | 1A              | N  | \$ -                    | \$ -                    | \$ -                           | \$ -                       | \$ -                     | \$ 411.89                | \$ -                            | \$ 411.89                   | \$ 411.89                            |
| Rastall, Anthony J & Karan L                  | 53-09-02-300-080.000-015 | 2037   | 1A              | N  | \$ -                    | \$ -                    | \$ -                           | \$ -                       | \$ 230.44                | \$ -                     | \$ -                            | \$ 230.44                   | \$ 230.44                            |
| City Of Bloomington                           | 53-09-12-200-023.000-015 |        | 1A              | N  | \$ -                    | \$ -                    | \$ -                           | \$ -                       | \$ -                     | \$ -                     | \$ -                            | \$ -                        | \$ -                                 |
| Santiago, Lela Marie & Kenneth                | 53-09-02-300-064.000-015 | 2037   | 1A              | N  | \$ -                    | \$ -                    | \$ -                           | \$ -                       | \$ 172.97                | \$ -                     | \$ -                            | \$ 172.97                   | \$ 172.97                            |
| Meyer, Keith D & Jennifer                     | 53-09-02-300-038.000-015 | 2037   | 1A              | N  | \$ -                    | \$ -                    | \$ -                           | \$ -                       | \$ -                     | \$ -                     | \$ -                            | \$ -                        | \$ -                                 |
| Factora, Troy                                 | 53-09-02-300-041.000-015 | 2037   | 1A              | N  | \$ -                    | \$ -                    | \$ -                           | \$ -                       | \$ 353.46                | \$ -                     | \$ -                            | \$ 353.46                   | \$ 353.46                            |
| Christensen, Brian S & Diane M                | 53-09-02-300-076.000-015 | 2037   | 1A              | N  | \$ -                    | \$ -                    | \$ -                           | \$ -                       | \$ 246.23                | \$ -                     | \$ -                            | \$ 246.23                   | \$ 246.23                            |
| Cabezas, Jorge E Vasquez & Stephanie M Willis | 53-01-63-039-278.000-015 | 2121   | 1A              | N  | \$ -                    | \$ -                    | \$ -                           | \$ -                       | \$ 244.90                | \$ -                     | \$ -                            | \$ 244.90                   | \$ 244.90                            |
| Shrum, James C & Rebecca L                    | 53-01-63-039-279.000-015 | 2121   | 1A              | N  | \$ -                    | \$ -                    | \$ -                           | \$ -                       | \$ 163.30                | \$ -                     | \$ -                            | \$ 163.30                   | \$ 163.30                            |
| Elliott-Felton, Julia F                       | 53-01-63-039-280.000-015 | 2121   | 1A              | N  | \$ -                    | \$ -                    | \$ -                           | \$ -                       | \$ 121.77                | \$ -                     | \$ -                            | \$ 121.77                   | \$ 121.77                            |
| Dabney, Angela D                              | 53-01-63-039-281.000-015 | 2121   | 1A              | N  | \$ -                    | \$ -                    | \$ -                           | \$ -                       | \$ -                     | \$ -                     | \$ -                            | \$ -                        | \$ -                                 |
| Brown, Mary J                                 | 53-01-63-039-282.000-015 | 2121   | 1A              | N  | \$ -                    | \$ -                    | \$ -                           | \$ -                       | \$ 53.20                 | \$ -                     | \$ -                            | \$ 53.20                    | \$ 53.20                             |
| Danns, Dionne Revocable Declaration of Trust  | 53-01-63-039-283.000-015 | 2121   | 1A              | N  | \$ -                    | \$ -                    | \$ -                           | \$ -                       | \$ 117.69                | \$ -                     | \$ -                            | \$ 117.69                   | \$ 117.69                            |
| Kelley, Shawn L & Carrie B                    | 53-01-63-039-284.000-015 | 2121   | 1A              | N  | \$ -                    | \$ -                    | \$ -                           | \$ -                       | \$ 180.43                | \$ -                     | \$ -                            | \$ 180.43                   | \$ 180.43                            |
| Blaszka, Matthew M                            | 53-01-63-039-285.000-015 | 2130   | 1A              | N  | \$ -                    | \$ -                    | \$ -                           | \$ -                       | \$ 40.03                 | \$ -                     | \$ -                            | \$ 40.03                    | \$ 40.03                             |
| Manning, Debra J                              | 53-01-63-039-286.000-015 | 2130   | 1A              | N  | \$ -                    | \$ -                    | \$ -                           | \$ -                       | \$ 192.27                | \$ -                     | \$ -                            | \$ 192.27                   | \$ 192.27                            |
| Kriese, Anna & Joshua Avinoam                 | 53-01-63-039-287.000-015 | 2130   | 1A              | N  | \$ -                    | \$ -                    | \$ -                           | \$ -                       | \$ 90.06                 | \$ -                     | \$ -                            | \$ 90.06                    | \$ 90.06                             |
| Ta, Kim Huong Thi; Nguyen, Larry              | 53-01-63-039-288.000-015 | 2130   | 1A              | N  | \$ -                    | \$ -                    | \$ -                           | \$ -                       | \$ 126.90                | \$ -                     | \$ -                            | \$ 126.90                   | \$ 126.90                            |
| Ratzburg, Joshua K & Sarah I                  | 53-01-63-039-289.000-015 | 2130   | 1A              | N  | \$ -                    | \$ -                    | \$ -                           | \$ -                       | \$ -                     | \$ -                     | \$ -                            | \$ -                        | \$ -                                 |
| Gunterman, Elizabeth & Paul Ryan              | 53-09-02-100-004.006-015 | 2309   | 1A              | N  | \$ -                    | \$ -                    | \$ -                           | \$ -                       | \$ 626.18                | \$ -                     | \$ -                            | \$ 626.18                   | \$ 626.18                            |
| Rollins, Jack D & Linda S                     | 53-09-02-100-004.007-015 | 2309   | 1A              | N  | \$ -                    | \$ -                    | \$ -                           | \$ -                       | \$ 272.55                | \$ -                     | \$ -                            | \$ 272.55                   | \$ 272.55                            |
| Hill, Kevin B & Tawni A                       | 53-09-02-100-004.008-015 | 2309   | 1A              | N  | \$ -                    | \$ -                    | \$ -                           | \$ -                       | \$ 654.68                | \$ -                     | \$ -                            | \$ 654.68                   | \$ 654.68                            |
| Dart, Phillip E & Judy A                      | 53-09-02-100-004.009-015 | 2309   | 1A              | N  | \$ -                    | \$ -                    | \$ -                           | \$ -                       | \$ 706.90                | \$ -                     | \$ -                            | \$ 706.90                   | \$ 706.90                            |
| Rosenbeck, Brian L                            | 53-09-02-100-004.010-015 | 2309   | 1A              | N  | \$ -                    | \$ -                    | \$ -                           | \$ -                       | \$ 581.87                | \$ -                     | \$ -                            | \$ 581.87                   | \$ 581.87                            |
| Fox, David K & Amy A                          | 53-09-02-100-004.011-015 | 2309   | 1A              | N  | \$ -                    | \$ -                    | \$ -                           | \$ -                       | \$ 497.19                | \$ -                     | \$ -                            | \$ 497.19                   | \$ 497.19                            |
| Abdelkader, Fadi H & Lyndsey M                | 53-09-02-100-004.012-015 | 2309   | 1A              | N  | \$ -                    | \$ -                    | \$ -                           | \$ -                       | \$ 786.30                | \$ -                     | \$ -                            | \$ 786.30                   | \$ 786.30                            |
| Bowles, Brett C & Paige K                     | 53-09-02-100-004.013-015 | 2309   | 1A              | N  | \$ -                    | \$ -                    | \$ -                           | \$ -                       | \$ 920.56                | \$ -                     | \$ -                            | \$ 920.56                   | \$ 920.56                            |
| Schaefer, Matthew M & Staggs, Tyler E         | 53-09-02-100-004.014-015 | 2309   | 1A              | N  | \$ -                    | \$ -                    | \$ -                           | \$ -                       | \$ 541.93                | \$ -                     | \$ -                            | \$ 541.93                   | \$ 541.93                            |
| OConnor, John M & Axsom, Rachel               | 53-09-02-100-004.015-015 | 2309   | 1A              | N  | \$ -                    | \$ -                    | \$ -                           | \$ -                       | \$ 485.35                | \$ -                     | \$ -                            | \$ 485.35                   | \$ 485.35                            |

# City of Bloomington

## Area #1A: South-West Annexation Area - Circuit Breaker Impacts Analysis



| Owner Name  | Parcel #                 | Waiver | Annexation Area | AG | Pre-Annex 1% CB Credits | Pre-Annex 2% CB Credits | Pre-Annex 65 & Over CB Credits | Pre-Annex Total CB Credits | Post-Annex 1% CB Credits | Post-Annex 2% CB Credits | Post-Annex 65 & Over CB Credits | Post-Annex Total CB Credits | Total Post-Annex CB Credits Increase |
|---|--------------------------|--------|-----------------|----|-------------------------|-------------------------|--------------------------------|----------------------------|--------------------------|--------------------------|---------------------------------|-----------------------------|--------------------------------------|
| Wilson, Kenneth E & Jennifer  | 53-09-02-100-004.016-015 | 2309   | 1A              | N  | \$ -                    | \$ -                    | \$ -                           | \$ -                       | \$ 1,035.05              | \$ -                     | \$ -                            | \$ 1,035.05                 | \$ 1,035.05                          |
| O'Hagan, Heather M  | 53-09-02-100-004.017-015 | 2309   | 1A              | N  | \$ -                    | \$ -                    | \$ -                           | \$ -                       | \$ 584.50                | \$ -                     | \$ -                            | \$ 584.50                   | \$ 584.50                            |
| Way, Sheila Y   | 53-09-02-100-004.018-015 | 2309   | 1A              | N  | \$ -                    | \$ -                    | \$ -                           | \$ -                       | \$ 304.15                | \$ -                     | \$ -                            | \$ 304.15                   | \$ 304.15                            |
| Acacia Investments LLC; Texin LLC; TF Warehouses LLC                              | 53-04-25-300-025.000-011 | 1901   | 1A              | N  | \$ -                    | \$ -                    | \$ -                           | \$ -                       | \$ -                     | \$ -                     | \$ -                            | \$ -                        | \$ -                                 |
| Board Of Commissioners Of Monroe Co   | 53-04-36-200-012.000-011 |        | 1A              | N  | \$ -                    | \$ -                    | \$ -                           | \$ -                       | \$ -                     | \$ -                     | \$ -                            | \$ -                        | \$ -                                 |
| Board Of Commissioners Of   | 53-04-25-300-022.000-011 |        | 1A              | N  | \$ -                    | \$ -                    | \$ -                           | \$ -                       | \$ -                     | \$ -                     | \$ -                            | \$ -                        | \$ -                                 |
| Acacia Investments LLC & Texin LLC  | 53-04-25-400-019.000-011 |        | 1A              | N  | \$ -                    | \$ -                    | \$ -                           | \$ -                       | \$ -                     | \$ -                     | \$ -                            | \$ -                        | \$ -                                 |
| Acacia Investments LLC & Texin LLC  | 53-04-25-400-001.000-011 |        | 1A              | N  | \$ -                    | \$ -                    | \$ -                           | \$ -                       | \$ -                     | \$ -                     | \$ -                            | \$ -                        | \$ -                                 |
| Acacia Investments LLC & Texin LLC  | 53-04-25-400-023.000-011 |        | 1A              | N  | \$ -                    | \$ -                    | \$ -                           | \$ -                       | \$ -                     | \$ -                     | \$ -                            | \$ -                        | \$ -                                 |
| Board Of Commissioners Of   | 53-04-25-400-012.000-011 |        | 1A              | N  | \$ -                    | \$ -                    | \$ -                           | \$ -                       | \$ -                     | \$ -                     | \$ -                            | \$ -                        | \$ -                                 |
| Manwaring, William A & Priscilla O Joint Revocable Trust                          | 53-04-36-302-003.000-011 |        | 1A              | N  | \$ -                    | \$ -                    | \$ -                           | \$ -                       | \$ -                     | \$ -                     | \$ -                            | \$ -                        | \$ -                                 |
| Shelby Bloomington LLC  | 53-04-36-101-002.000-011 |        | 1A              | N  | \$ -                    | \$ -                    | \$ -                           | \$ -                       | \$ -                     | \$ -                     | \$ -                            | \$ -                        | \$ -                                 |
| Gailes Gas & Electric Inc   | 53-04-36-101-001.000-011 |        | 1A              | N  | \$ -                    | \$ -                    | \$ -                           | \$ -                       | \$ -                     | \$ -                     | \$ -                            | \$ -                        | \$ -                                 |
| Ashba, Meg M  | 53-04-36-303-096.000-011 |        | 1A              | N  | \$ -                    | \$ -                    | \$ -                           | \$ -                       | \$ 104.67                | \$ -                     | \$ -                            | \$ 104.67                   | \$ 104.67                            |
| Lawrence, James A & Tammi S   | 53-04-36-303-077.000-011 | 2459   | 1A              | N  | \$ -                    | \$ -                    | \$ -                           | \$ -                       | \$ 276.83                | \$ -                     | \$ -                            | \$ 276.83                   | \$ 276.83                            |
| Hill, Donald L & Carolyn S.   | 53-04-36-302-012.000-011 |        | 1A              | N  | \$ -                    | \$ -                    | \$ 221.00                      | \$ 221.00                  | \$ -                     | \$ -                     | \$ 384.40                       | \$ 384.40                   | \$ 163.40                            |
| Summers, Connie J   | 53-04-36-303-034.000-011 |        | 1A              | N  | \$ -                    | \$ -                    | \$ -                           | \$ -                       | \$ 18.34                 | \$ -                     | \$ -                            | \$ 18.34                    | \$ 18.34                             |
| MDV Spartannash LLC   | 53-04-36-200-016.013-011 |        | 1A              | N  | \$ -                    | \$ -                    | \$ -                           | \$ -                       | \$ -                     | \$ -                     | \$ -                            | \$ -                        | \$ -                                 |
| Duncan Supply Co. Inc.  | 53-04-36-200-016.014-011 | 2481   | 1A              | N  | \$ -                    | \$ -                    | \$ -                           | \$ -                       | \$ -                     | \$ -                     | \$ -                            | \$ -                        | \$ -                                 |
| Fluke, Teresa L   | 53-04-36-303-056.000-011 |        | 1A              | N  | \$ -                    | \$ -                    | \$ -                           | \$ -                       | \$ -                     | \$ -                     | \$ -                            | \$ -                        | \$ -                                 |
| Stewart, Gary D & Melanee G   | 53-04-36-303-030.000-011 |        | 1A              | N  | \$ -                    | \$ -                    | \$ -                           | \$ -                       | \$ 123.70                | \$ -                     | \$ -                            | \$ 123.70                   | \$ 123.70                            |
| Busler, Ronald B & Diane  | 53-04-36-302-013.000-011 |        | 1A              | N  | \$ -                    | \$ -                    | \$ -                           | \$ -                       | \$ -                     | \$ -                     | \$ -                            | \$ -                        | \$ -                                 |
| Board Of Commissioners Monroe County, The   | 53-04-36-302-028.000-011 |        | 1A              | N  | \$ -                    | \$ -                    | \$ -                           | \$ -                       | \$ -                     | \$ -                     | \$ -                            | \$ -                        | \$ -                                 |
| Myers, Charles H  | 53-04-36-303-029.000-011 |        | 1A              | N  | \$ -                    | \$ 1,031.76             | \$ -                           | \$ 1,031.76                | \$ -                     | \$ 740.53                | \$ -                            | \$ 740.53                   | \$ (291.23)                          |
| Adams, Michael Dwayne   | 53-04-36-303-022.000-011 |        | 1A              | N  | \$ -                    | \$ -                    | \$ -                           | \$ -                       | \$ -                     | \$ -                     | \$ -                            | \$ -                        | \$ -                                 |
| Grubb, Aaron & McMillian, Tamara & W/L/E Grubb, Kenneth D                         | 53-04-36-303-057.000-011 |        | 1A              | N  | \$ -                    | \$ -                    | \$ 186.00                      | \$ 186.00                  | \$ -                     | \$ -                     | \$ 713.21                       | \$ 713.21                   | \$ 527.21                            |
| Link, David A & Margaret  | 53-04-36-303-075.000-011 |        | 1A              | N  | \$ -                    | \$ -                    | \$ 297.00                      | \$ 297.00                  | \$ -                     | \$ -                     | \$ 626.64                       | \$ 626.64                   | \$ 329.64                            |
| Braunlin, Linda L Revocable Trust   | 53-04-36-302-015.000-011 | 1838   | 1A              | N  | \$ -                    | \$ 922.83               | \$ -                           | \$ 922.83                  | \$ -                     | \$ 662.34                | \$ -                            | \$ 662.34                   | \$ (260.48)                          |
| Kim, Hanui & Shuck, James D   | 53-04-36-303-039.000-011 |        | 1A              | N  | \$ -                    | \$ -                    | \$ -                           | \$ -                       | \$ 99.63                 | \$ -                     | \$ -                            | \$ 99.63                    | \$ 99.63                             |
| Acacia Investments LLC & Texin LLC  | 53-04-36-100-003.000-011 |        | 1A              | N  | \$ -                    | \$ -                    | \$ -                           | \$ -                       | \$ -                     | \$ -                     | \$ -                            | \$ -                        | \$ -                                 |
| Louisville, Nashville R.r. Co. Seaboard System Railroad, Inc.                     | 53-04-36-200-009.000-011 |        | 1A              | N  | \$ -                    | \$ -                    | \$ -                           | \$ -                       | \$ -                     | \$ -                     | \$ -                            | \$ -                        | \$ -                                 |
| Acacia Investments LLC & Texin LLC  | 53-04-36-200-024.000-011 | 1063   | 1A              | N  | \$ -                    | \$ -                    | \$ -                           | \$ -                       | \$ -                     | \$ -                     | \$ -                            | \$ -                        | \$ -                                 |
| Hazel, Paul E Jr & Claudia Lu   | 53-04-36-303-103.000-011 |        | 1A              | N  | \$ -                    | \$ -                    | \$ -                           | \$ -                       | \$ 130.11                | \$ -                     | \$ -                            | \$ 130.11                   | \$ 130.11                            |
| Board Of Commissioners Of   | 53-04-36-200-022.000-011 |        | 1A              | N  | \$ -                    | \$ -                    | \$ -                           | \$ -                       | \$ -                     | \$ -                     | \$ -                            | \$ -                        | \$ -                                 |
| Baham, Anthony & Jacqueline Spears Weddle, James Roger & Tami Sue Revocable Trust | 53-09-01-211-029.000-015 |        | 1A              | N  | \$ -                    | \$ -                    | \$ -                           | \$ -                       | \$ -                     | \$ -                     | \$ -                            | \$ -                        | \$ -                                 |
| Morley, Richard H   | 53-09-12-201-006.000-015 | 1134   | 1A              | N  | \$ -                    | \$ -                    | \$ -                           | \$ -                       | \$ 313.79                | \$ -                     | \$ -                            | \$ 313.79                   | \$ 313.79                            |
| Taylor Rentals LLC  | 53-09-01-302-026.000-015 |        | 1A              | N  | \$ -                    | \$ -                    | \$ -                           | \$ -                       | \$ -                     | \$ 357.94                | \$ -                            | \$ 357.94                   | \$ 357.94                            |
| Walters, William D & Cynthia A  | 53-09-02-101-017.000-015 |        | 1A              | N  | \$ -                    | \$ -                    | \$ -                           | \$ -                       | \$ 139.71                | \$ -                     | \$ -                            | \$ 139.71                   | \$ 139.71                            |

# City of Bloomington

## Area #1A: South-West Annexation Area - Circuit Breaker Impacts Analysis



| Owner Name  | Parcel #                 | Waiver | Annexation Area | AG | Pre-Annex 1% CB Credits | Pre-Annex 2% CB Credits | Pre-Annex 65 & Over CB Credits | Pre-Annex Total CB Credits | Post-Annex 1% CB Credits | Post-Annex 2% CB Credits | Post-Annex 65 & Over CB Credits | Post-Annex Total CB Credits | Total Post-Annex CB Credits Increase |
|---|--------------------------|--------|-----------------|----|-------------------------|-------------------------|--------------------------------|----------------------------|--------------------------|--------------------------|---------------------------------|-----------------------------|--------------------------------------|
| Denney, Steven M & Amysue S                                       | 53-09-12-201-011.000-015 |        | 1A              | N  | \$ -                    | \$ -                    | \$ -                           | \$ -                       | \$ -                     | \$ -                     | \$ -                            | \$ -                        | \$ -                                 |
| Jeffers, Cheryl   | 53-09-01-213-029.000-015 |        | 1A              | N  | \$ -                    | \$ -                    | \$ -                           | \$ -                       | \$ -                     | \$ -                     | \$ -                            | \$ -                        | \$ -                                 |
| Sullivan, Vernon Michael  | 53-09-01-300-035.000-015 |        | 1A              | N  | \$ -                    | \$ -                    | \$ -                           | \$ -                       | \$ -                     | \$ 293.36                | \$ -                            | \$ 293.36                   | \$ 293.36                            |
| Axson, Byron Lee & Jacquelyn S                                    | 53-09-01-300-010.000-015 |        | 1A              | N  | \$ -                    | \$ -                    | \$ -                           | \$ -                       | \$ -                     | \$ 288.36                | \$ -                            | \$ 288.36                   | \$ 288.36                            |
| Griggs, Denise Lynn & Adams, Gregory Elisha II                    | 53-09-12-201-020.000-015 |        | 1A              | N  | \$ -                    | \$ -                    | \$ -                           | \$ -                       | \$ -                     | \$ -                     | \$ -                            | \$ -                        | \$ -                                 |
| Public Investment Corp  | 53-09-12-100-009.000-015 |        | 1A              | N  | \$ -                    | \$ -                    | \$ -                           | \$ -                       | \$ -                     | \$ -                     | \$ -                            | \$ -                        | \$ -                                 |
| Public Investment Corp.   | 53-09-12-400-029.000-015 | 2132   | 1A              | N  | \$ -                    | \$ -                    | \$ -                           | \$ -                       | \$ -                     | \$ -                     | \$ -                            | \$ -                        | \$ -                                 |
| McPheeters, James   | 53-09-01-304-009.000-015 |        | 1A              | N  | \$ -                    | \$ -                    | \$ -                           | \$ -                       | \$ -                     | \$ -                     | \$ -                            | \$ -                        | \$ -                                 |
| Nasby, Brigitt K  | 53-09-01-304-005.000-015 |        | 1A              | N  | \$ -                    | \$ -                    | \$ -                           | \$ -                       | \$ -                     | \$ -                     | \$ -                            | \$ -                        | \$ -                                 |
| Tiburcio, Nelson Jose   | 53-09-01-304-022.000-015 |        | 1A              | N  | \$ -                    | \$ -                    | \$ -                           | \$ -                       | \$ -                     | \$ 285.35                | \$ -                            | \$ 285.35                   | \$ 285.35                            |
| Hovious, Dana   | 53-09-01-304-014.000-015 |        | 1A              | N  | \$ -                    | \$ -                    | \$ -                           | \$ -                       | \$ -                     | \$ -                     | \$ -                            | \$ -                        | \$ -                                 |
| McDonough, Maureen  | 53-09-01-304-019.000-015 |        | 1A              | N  | \$ -                    | \$ -                    | \$ -                           | \$ -                       | \$ -                     | \$ -                     | \$ -                            | \$ -                        | \$ -                                 |
| Purcell, Roger Lee & Joyce A                                      | 53-09-01-209-061.000-015 |        | 1A              | N  | \$ -                    | \$ -                    | \$ -                           | \$ -                       | \$ 68.10                 | \$ -                     | \$ -                            | \$ 68.10                    | \$ 68.10                             |
| Christman, Leland I & Elizabeth A (95%); Christman, Teanna M (5%) | 53-09-01-303-016.000-015 |        | 1A              | N  | \$ -                    | \$ -                    | \$ -                           | \$ -                       | \$ -                     | \$ -                     | \$ -                            | \$ -                        | \$ -                                 |
| Isidro, Eduardo & Lopez, Luz Maria                                | 53-09-01-303-001.000-015 |        | 1A              | N  | \$ -                    | \$ -                    | \$ -                           | \$ -                       | \$ -                     | \$ -                     | \$ -                            | \$ -                        | \$ -                                 |
| Siddiqui, Shujauddin S & Shaik, Hafeeza M; Shaik, Meher Taj       | 53-09-01-303-013.000-015 |        | 1A              | N  | \$ -                    | \$ -                    | \$ -                           | \$ -                       | \$ -                     | \$ -                     | \$ -                            | \$ -                        | \$ -                                 |
| Wood, Teresa L  | 53-09-01-303-022.000-015 |        | 1A              | N  | \$ -                    | \$ -                    | \$ -                           | \$ -                       | \$ -                     | \$ -                     | \$ -                            | \$ -                        | \$ -                                 |
| Stand, LaDonna  | 53-09-01-303-007.000-015 |        | 1A              | N  | \$ -                    | \$ -                    | \$ -                           | \$ -                       | \$ -                     | \$ -                     | \$ -                            | \$ -                        | \$ -                                 |
| Lamanna, Scott G & Olga Lucia Vargas-lamanna                      | 53-09-01-303-008.000-015 |        | 1A              | N  | \$ -                    | \$ -                    | \$ -                           | \$ -                       | \$ -                     | \$ 297.37                | \$ -                            | \$ 297.37                   | \$ 297.37                            |
| Otto, Susan   | 53-09-01-303-003.000-015 |        | 1A              | N  | \$ -                    | \$ -                    | \$ -                           | \$ -                       | \$ -                     | \$ -                     | \$ -                            | \$ -                        | \$ -                                 |
| Kirk, Myra J  | 53-09-01-300-001.000-015 |        | 1A              | N  | \$ -                    | \$ -                    | \$ -                           | \$ -                       | \$ -                     | \$ -                     | \$ -                            | \$ -                        | \$ -                                 |
| Commons, @ Curry Homeowners                                       | 53-09-01-303-023.000-015 |        | 1A              | N  | \$ -                    | \$ -                    | \$ -                           | \$ -                       | \$ -                     | \$ -                     | \$ -                            | \$ -                        | \$ -                                 |
| Schooling, Telita Kay   | 53-09-01-209-036.000-015 |        | 1A              | N  | \$ -                    | \$ -                    | \$ -                           | \$ -                       | \$ -                     | \$ -                     | \$ -                            | \$ -                        | \$ -                                 |
| Spangler, Kevin J   | 53-09-01-209-038.000-015 |        | 1A              | N  | \$ -                    | \$ -                    | \$ -                           | \$ -                       | \$ -                     | \$ -                     | \$ -                            | \$ -                        | \$ -                                 |
| Dewitt, Allison   | 53-09-01-211-009.000-015 |        | 1A              | N  | \$ -                    | \$ -                    | \$ -                           | \$ -                       | \$ -                     | \$ -                     | \$ -                            | \$ -                        | \$ -                                 |
| Briles, Ty  | 53-09-01-213-035.000-015 |        | 1A              | N  | \$ -                    | \$ -                    | \$ -                           | \$ -                       | \$ -                     | \$ -                     | \$ -                            | \$ -                        | \$ -                                 |
| Cowden, Donald L Revocable Trust                                  | 53-09-12-200-028.000-015 |        | 1A              | N  | \$ -                    | \$ -                    | \$ -                           | \$ -                       | \$ -                     | \$ 2,253.53              | \$ -                            | \$ 2,253.53                 | \$ 2,253.53                          |
| Board Of Commissioners Monroe County, The                         | 53-01-61-340-001.000-015 |        | 1A              | N  | \$ -                    | \$ -                    | \$ -                           | \$ -                       | \$ -                     | \$ -                     | \$ -                            | \$ -                        | \$ -                                 |
| Monroe County Community School Corp                               | 53-09-02-400-005.000-015 |        | 1A              | N  | \$ -                    | \$ -                    | \$ -                           | \$ -                       | \$ -                     | \$ -                     | \$ -                            | \$ -                        | \$ -                                 |
| Monroe Co Community School Corp                                   | 53-09-02-400-006.000-015 |        | 1A              | N  | \$ -                    | \$ -                    | \$ -                           | \$ -                       | \$ -                     | \$ -                     | \$ -                            | \$ -                        | \$ -                                 |
| Hess, Ethan A   | 53-01-63-039-290.000-015 | 2130   | 1A              | N  | \$ -                    | \$ -                    | \$ -                           | \$ -                       | \$ 78.64                 | \$ -                     | \$ -                            | \$ 78.64                    | \$ 78.64                             |
| Machado, Alwyn & Rubina D Revocable Trust                         | 53-01-63-039-291.000-015 | 2130   | 1A              | N  | \$ -                    | \$ -                    | \$ -                           | \$ -                       | \$ 187.01                | \$ -                     | \$ -                            | \$ 187.01                   | \$ 187.01                            |
| Binion, De'Andre L & St John, Justice D                           | 53-01-63-039-292.000-015 | 2130   | 1A              | N  | \$ -                    | \$ -                    | \$ -                           | \$ -                       | \$ 7.57                  | \$ -                     | \$ -                            | \$ 7.57                     | \$ 7.57                              |
| Reintjes, Nicholas C  | 53-01-63-039-293.000-015 | 2130   | 1A              | N  | \$ -                    | \$ -                    | \$ -                           | \$ -                       | \$ 186.13                | \$ -                     | \$ -                            | \$ 186.13                   | \$ 186.13                            |
| Triplett, Thomas James & Johnson, Rebecca Jill                    | 53-01-63-039-294.000-015 | 2130   | 1A              | N  | \$ -                    | \$ -                    | \$ -                           | \$ -                       | \$ -                     | \$ -                     | \$ -                            | \$ -                        | \$ -                                 |
| Senac, John B III & Vanessa Oden-Senac                            | 53-01-63-039-295.000-015 | 2130   | 1A              | N  | \$ -                    | \$ -                    | \$ -                           | \$ -                       | \$ 275.64                | \$ -                     | \$ -                            | \$ 275.64                   | \$ 275.64                            |
| Weddle, Violet C  | 53-01-63-039-296.000-015 | 2130   | 1A              | N  | \$ -                    | \$ -                    | \$ -                           | \$ -                       | \$ -                     | \$ -                     | \$ -                            | \$ -                        | \$ -                                 |
| Massette, Ryan J & Susan J  | 53-01-63-039-297.000-015 | 2130   | 1A              | N  | \$ -                    | \$ -                    | \$ -                           | \$ -                       | \$ 195.33                | \$ -                     | \$ -                            | \$ 195.33                   | \$ 195.33                            |
| Monroe County   | 53-09-01-202-024.000-015 |        | 1A              | N  | \$ -                    | \$ -                    | \$ -                           | \$ -                       | \$ -                     | \$ -                     | \$ -                            | \$ -                        | \$ -                                 |
| Breunig, Jakob Z & Zipporah L                                     | 53-09-01-209-011.000-015 |        | 1A              | N  | \$ -                    | \$ -                    | \$ -                           | \$ -                       | \$ -                     | \$ -                     | \$ -                            | \$ -                        | \$ -                                 |

# City of Bloomington

## Area #1A: South-West Annexation Area - Circuit Breaker Impacts Analysis



| Owner Name   | Parcel #                 | Waiver | Annexation Area | AG | Pre-Annex 1% CB Credits | Pre-Annex 2% CB Credits | Pre-Annex 65 & Over CB Credits | Pre-Annex Total CB Credits | Post-Annex 1% CB Credits | Post-Annex 2% CB Credits | Post-Annex 65 & Over CB Credits | Post-Annex Total CB Credits | Total Post-Annex CB Credits Increase |
|--|--------------------------|--------|-----------------|----|-------------------------|-------------------------|--------------------------------|----------------------------|--------------------------|--------------------------|---------------------------------|-----------------------------|--------------------------------------|
| Keller, Lawrence J                                   | 53-09-02-400-002.000-015 |        | 1A              | N  | \$ -                    | \$ -                    | \$ -                           | \$ -                       | \$ -                     | \$ 174.47                | \$ -                            | \$ 174.47                   | \$ 174.47                            |
| Carrell, James M & Shirley J                         | 53-01-63-039-298.000-015 | 2130   | 1A              | N  | \$ -                    | \$ -                    | \$ -                           | \$ -                       | \$ -                     | \$ -                     | \$ 668.95                       | \$ 668.95                   | \$ 668.95                            |
| Wade, Summer E                                       | 53-01-63-039-299.000-015 | 2130   | 1A              | N  | \$ -                    | \$ -                    | \$ -                           | \$ -                       | \$ 25.55                 | \$ -                     | \$ -                            | \$ 25.55                    | \$ 25.55                             |
| Nguyen, Trung  | 53-01-63-039-300.000-015 | 2130   | 1A              | N  | \$ -                    | \$ -                    | \$ -                           | \$ -                       | \$ 171.21                | \$ -                     | \$ -                            | \$ 171.21                   | \$ 171.21                            |
| Dang, Joseph & Dang, Myvan                           | 53-01-63-039-301.000-015 | 2130   | 1A              | N  | \$ -                    | \$ -                    | \$ -                           | \$ -                       | \$ -                     | \$ -                     | \$ -                            | \$ -                        | \$ -                                 |
| Bundy, Bridgette M & Ryan W                          | 53-01-63-039-302.000-015 | 2130   | 1A              | N  | \$ -                    | \$ -                    | \$ -                           | \$ -                       | \$ -                     | \$ -                     | \$ -                            | \$ -                        | \$ -                                 |
| Sorenson, Crystal Faye                               | 53-01-63-039-303.000-015 | 2130   | 1A              | N  | \$ -                    | \$ -                    | \$ -                           | \$ -                       | \$ 163.30                | \$ -                     | \$ -                            | \$ 163.30                   | \$ 163.30                            |
| Page, Brian C & Amber E                              | 53-01-63-039-304.000-015 | 2130   | 1A              | N  | \$ -                    | \$ -                    | \$ -                           | \$ -                       | \$ 87.41                 | \$ -                     | \$ -                            | \$ 87.41                    | \$ 87.41                             |
| Adams, Gregory L                                     | 53-01-63-039-305.000-015 | 2130   | 1A              | N  | \$ -                    | \$ -                    | \$ -                           | \$ -                       | \$ 245.35                | \$ -                     | \$ -                            | \$ 245.35                   | \$ 245.35                            |
| Bardsley, Anthony & Rebecca                          | 53-01-63-039-306.000-015 | 2130   | 1A              | N  | \$ -                    | \$ -                    | \$ -                           | \$ -                       | \$ 19.73                 | \$ -                     | \$ -                            | \$ 19.73                    | \$ 19.73                             |
| Spicer, Kathryn R                                    | 53-09-01-211-005.000-015 |        | 1A              | N  | \$ -                    | \$ -                    | \$ -                           | \$ -                       | \$ -                     | \$ -                     | \$ -                            | \$ -                        | \$ -                                 |
| Conder Family Limited Partnership II                 | 53-09-02-400-012.000-015 |        | 1A              | Y  | \$ -                    | \$ -                    | \$ -                           | \$ -                       | \$ -                     | \$ -                     | \$ -                            | \$ -                        | \$ -                                 |
| Bloomington Church Of Christ, Trustees Of            | 53-09-02-400-011.000-015 |        | 1A              | N  | \$ -                    | \$ -                    | \$ -                           | \$ -                       | \$ -                     | \$ -                     | \$ -                            | \$ -                        | \$ -                                 |
| Clark, Jack R & Jacquelyn S                          | 53-09-02-401-002.000-015 |        | 1A              | N  | \$ -                    | \$ -                    | \$ -                           | \$ -                       | \$ 236.13                | \$ -                     | \$ -                            | \$ 236.13                   | \$ 236.13                            |
| May, Margaret Sue                                    | 53-04-36-303-031.000-011 |        | 1A              | N  | \$ -                    | \$ -                    | \$ -                           | \$ -                       | \$ -                     | \$ -                     | \$ -                            | \$ -                        | \$ -                                 |
| Hill, Holly  | 53-04-36-302-002.000-011 |        | 1A              | N  | \$ -                    | \$ -                    | \$ -                           | \$ -                       | \$ -                     | \$ -                     | \$ -                            | \$ -                        | \$ -                                 |
| Acacia Investments LLC & Texin LLC                   | 53-04-36-200-017.000-011 |        | 1A              | N  | \$ -                    | \$ -                    | \$ -                           | \$ -                       | \$ -                     | \$ -                     | \$ -                            | \$ -                        | \$ -                                 |
| Sherwood, Allison & Clayton Grubbs                   | 53-04-36-303-009.000-011 |        | 1A              | N  | \$ -                    | \$ -                    | \$ -                           | \$ -                       | \$ -                     | \$ -                     | \$ -                            | \$ -                        | \$ -                                 |
| Bennett, Carol A; Sipes, Anthony D & Sipes, Sherri L | 53-04-36-303-063.000-011 |        | 1A              | N  | \$ -                    | \$ -                    | \$ -                           | \$ -                       | \$ 15.93                 | \$ -                     | \$ -                            | \$ 15.93                    | \$ 15.93                             |
| Ben Tire Distributors Ltd                            | 53-04-26-401-016.000-011 | 1420   | 1A              | N  | \$ -                    | \$ -                    | \$ -                           | \$ -                       | \$ -                     | \$ -                     | \$ -                            | \$ -                        | \$ -                                 |
| United States Postal Service                         | 53-04-26-401-014.000-011 | 1579   | 1A              | N  | \$ -                    | \$ -                    | \$ -                           | \$ -                       | \$ -                     | \$ -                     | \$ -                            | \$ -                        | \$ -                                 |
| Commercial Service Properties LLC                    | 53-04-26-401-004.000-011 | 2269   | 1A              | N  | \$ -                    | \$ -                    | \$ -                           | \$ -                       | \$ -                     | \$ -                     | \$ -                            | \$ -                        | \$ -                                 |
| JRBDA Holding Co LLC                                 | 53-04-25-301-001.000-011 | 2322   | 1A              | N  | \$ -                    | \$ -                    | \$ -                           | \$ -                       | \$ -                     | \$ -                     | \$ -                            | \$ -                        | \$ -                                 |
| Northwest Park LLC                                   | 53-04-36-201-007.000-011 |        | 1A              | N  | \$ -                    | \$ -                    | \$ -                           | \$ -                       | \$ -                     | \$ -                     | \$ -                            | \$ -                        | \$ -                                 |
| Loesch LLC   | 53-04-36-201-004.000-011 |        | 1A              | N  | \$ -                    | \$ -                    | \$ -                           | \$ -                       | \$ -                     | \$ -                     | \$ -                            | \$ -                        | \$ -                                 |
| Interchange Investments LLC                          | 53-04-36-201-006.000-011 |        | 1A              | N  | \$ -                    | \$ -                    | \$ -                           | \$ -                       | \$ -                     | \$ -                     | \$ -                            | \$ -                        | \$ -                                 |
| Northwest Park LLC                                   | 53-04-36-201-005.000-011 |        | 1A              | N  | \$ -                    | \$ -                    | \$ -                           | \$ -                       | \$ -                     | \$ -                     | \$ -                            | \$ -                        | \$ -                                 |
| Wood, Martin L & Marilyn D                           | 53-04-36-303-032.000-011 |        | 1A              | N  | \$ -                    | \$ 1,069.89             | \$ -                           | \$ 1,069.89                | \$ -                     | \$ 767.90                | \$ -                            | \$ 767.90                   | \$ (301.99)                          |
| Doyle, Daniel J                                      | 53-04-36-303-109.000-011 |        | 1A              | N  | \$ -                    | \$ -                    | \$ -                           | \$ -                       | \$ -                     | \$ -                     | \$ -                            | \$ -                        | \$ -                                 |
| Perry, Derek S & Heidi B                             | 53-04-36-303-025.000-011 |        | 1A              | N  | \$ -                    | \$ -                    | \$ -                           | \$ -                       | \$ 14.55                 | \$ -                     | \$ -                            | \$ 14.55                    | \$ 14.55                             |
| Stiles, Cheryl                                       | 53-04-36-301-015.000-011 |        | 1A              | N  | \$ -                    | \$ -                    | \$ -                           | \$ -                       | \$ -                     | \$ -                     | \$ -                            | \$ -                        | \$ -                                 |
| Hamblen, Regina K                                    | 53-04-36-303-011.000-011 |        | 1A              | N  | \$ -                    | \$ -                    | \$ -                           | \$ -                       | \$ -                     | \$ -                     | \$ -                            | \$ -                        | \$ -                                 |
| Queen Bee Properties LLC                             | 53-04-36-201-008.000-011 |        | 1A              | N  | \$ -                    | \$ -                    | \$ -                           | \$ -                       | \$ -                     | \$ -                     | \$ -                            | \$ -                        | \$ -                                 |
| Northwest Park LLC                                   | 53-04-36-201-001.000-011 |        | 1A              | N  | \$ -                    | \$ -                    | \$ -                           | \$ -                       | \$ -                     | \$ -                     | \$ -                            | \$ -                        | \$ -                                 |
| Proveli LLC  | 53-00-72-815-015.000-011 |        | 1A              | N  | \$ -                    | \$ -                    | \$ -                           | \$ -                       | \$ -                     | \$ -                     | \$ -                            | \$ -                        | \$ -                                 |
| YMCA of Monroe County Inc                            | 53-04-35-101-010.000-011 | 2311   | 1A              | N  | \$ -                    | \$ -                    | \$ -                           | \$ -                       | \$ -                     | \$ -                     | \$ -                            | \$ -                        | \$ -                                 |
| Richardson, Delores                                  | 53-04-36-303-038.000-011 |        | 1A              | N  | \$ -                    | \$ -                    | \$ -                           | \$ -                       | \$ 60.68                 | \$ -                     | \$ -                            | \$ 60.68                    | \$ 60.68                             |
| Freeman, Dirk R & Christine D Trust                  | 53-09-12-201-028.000-015 |        | 1A              | N  | \$ -                    | \$ -                    | \$ -                           | \$ -                       | \$ -                     | \$ -                     | \$ -                            | \$ -                        | \$ -                                 |
| Sharr, Karen G                                       | 53-09-02-101-010.000-015 |        | 1A              | N  | \$ -                    | \$ -                    | \$ -                           | \$ -                       | \$ -                     | \$ -                     | \$ -                            | \$ -                        | \$ -                                 |
| Payton, Ronald E                                     | 53-09-01-212-006.000-015 |        | 1A              | N  | \$ -                    | \$ -                    | \$ -                           | \$ -                       | \$ -                     | \$ -                     | \$ -                            | \$ -                        | \$ -                                 |
| Delancy, Mary E                                      | 53-09-01-212-035.000-015 |        | 1A              | N  | \$ -                    | \$ -                    | \$ -                           | \$ -                       | \$ -                     | \$ -                     | \$ -                            | \$ -                        | \$ -                                 |
| Trosky, Eric L & Natalie E                           | 53-09-01-213-021.000-015 |        | 1A              | N  | \$ -                    | \$ -                    | \$ -                           | \$ -                       | \$ -                     | \$ -                     | \$ -                            | \$ -                        | \$ -                                 |
| Finch, Jeffrey T & Cassidy; Owings, Lori             | 53-09-01-209-023.000-015 |        | 1A              | N  | \$ -                    | \$ -                    | \$ -                           | \$ -                       | \$ -                     | \$ -                     | \$ -                            | \$ -                        | \$ -                                 |
| Esters, Eric   | 53-09-01-209-033.000-015 |        | 1A              | N  | \$ -                    | \$ -                    | \$ -                           | \$ -                       | \$ 118.57                | \$ -                     | \$ -                            | \$ 118.57                   | \$ 118.57                            |
| Monteilh, Eugene Jr & Maria                          | 53-09-02-100-004.019-015 | 2309   | 1A              | N  | \$ -                    | \$ -                    | \$ -                           | \$ -                       | \$ 4.81                  | \$ -                     | \$ -                            | \$ 4.81                     | \$ 4.81                              |
| Karim, Amatu Shakoor                                 | 53-09-02-100-004.020-015 | 2309   | 1A              | N  | \$ -                    | \$ -                    | \$ -                           | \$ -                       | \$ 641.96                | \$ -                     | \$ -                            | \$ 641.96                   | \$ 641.96                            |

# City of Bloomington



## Area #1A: South-West Annexation Area - Circuit Breaker Impacts Analysis

| Owner Name  | Parcel #                 | Waiver | Annexation Area | AG | Pre-Annex 1% CB Credits | Pre-Annex 2% CB Credits | Pre-Annex 65 & Over CB Credits | Pre-Annex Total CB Credits | Post-Annex 1% CB Credits | Post-Annex 2% CB Credits | Post-Annex 65 & Over CB Credits | Post-Annex Total CB Credits | Total Post-Annex CB Credits Increase |
|---|--------------------------|--------|-----------------|----|-------------------------|-------------------------|--------------------------------|----------------------------|--------------------------|--------------------------|---------------------------------|-----------------------------|--------------------------------------|
| Gramlich, Don & Kathryn                               | 53-09-02-100-004.021-015 | 2309   | 1A              | N  | \$ -                    | \$ -                    | \$ -                           | \$ -                       | \$ -                     | \$ -                     | \$ -                            | \$ -                        | \$ -                                 |
| Tully, Paul F Jr. & Kathleen A                        | 53-09-02-100-004.022-015 | 2309   | 1A              | N  | \$ -                    | \$ -                    | \$ -                           | \$ -                       | \$ 134.67                | \$ -                     | \$ -                            | \$ 134.67                   | \$ 134.67                            |
| Latimer, Julia Sharon                                 | 53-09-02-100-004.023-015 | 2309   | 1A              | N  | \$ -                    | \$ -                    | \$ -                           | \$ -                       | \$ 325.64                | \$ -                     | \$ -                            | \$ 325.64                   | \$ 325.64                            |
| Crespo, Adrian & Maria Cuevillas                      | 53-09-02-100-004.024-015 | 2309   | 1A              | N  | \$ -                    | \$ -                    | \$ -                           | \$ -                       | \$ 916.17                | \$ -                     | \$ -                            | \$ 916.17                   | \$ 916.17                            |
| Alemneh, Teshome & Mengesha, Tsehay                   | 53-09-02-100-004.025-015 | 2309   | 1A              | N  | \$ -                    | \$ -                    | \$ -                           | \$ -                       | \$ 727.96                | \$ -                     | \$ -                            | \$ 727.96                   | \$ 727.96                            |
| Chance, Gregory W & Tina K                            | 53-09-02-100-004.026-015 | 2309   | 1A              | N  | \$ -                    | \$ -                    | \$ -                           | \$ -                       | \$ 615.64                | \$ -                     | \$ -                            | \$ 615.64                   | \$ 615.64                            |
| Bell, Kathi J   | 53-09-02-100-004.027-015 | 2309   | 1A              | N  | \$ -                    | \$ -                    | \$ -                           | \$ -                       | \$ 441.47                | \$ -                     | \$ -                            | \$ 441.47                   | \$ 441.47                            |
| Sater, Marilyn  | 53-09-01-300-019.000-015 | 1171   | 1A              | N  | \$ -                    | \$ -                    | \$ -                           | \$ -                       | \$ 195.78                | \$ -                     | \$ -                            | \$ 195.78                   | \$ 195.78                            |
| Baugh, Ronald   | 53-09-02-200-007.000-015 |        | 1A              | N  | \$ -                    | \$ -                    | \$ -                           | \$ -                       | \$ -                     | \$ -                     | \$ -                            | \$ -                        | \$ -                                 |
| Baugh, Ronald   | 53-09-02-200-001.000-015 |        | 1A              | N  | \$ -                    | \$ -                    | \$ -                           | \$ -                       | \$ -                     | \$ 347.43                | \$ -                            | \$ 347.43                   | \$ 347.43                            |
| Goddard, Heather O                                    | 53-09-01-212-015.000-015 |        | 1A              | N  | \$ -                    | \$ -                    | \$ -                           | \$ -                       | \$ -                     | \$ -                     | \$ -                            | \$ -                        | \$ -                                 |
| Woolard, Jeff G & Blake A Hutchison                   | 53-09-12-300-025.000-015 |        | 1A              | N  | \$ -                    | \$ -                    | \$ -                           | \$ -                       | \$ -                     | \$ 197.49                | \$ -                            | \$ 197.49                   | \$ 197.49                            |
| Scherer, Richard Devon                                | 53-09-12-300-019.000-015 |        | 1A              | N  | \$ -                    | \$ -                    | \$ -                           | \$ -                       | \$ -                     | \$ -                     | \$ -                            | \$ -                        | \$ -                                 |
| Olsen, Eleonore G                                     | 53-09-01-212-008.000-015 |        | 1A              | N  | \$ -                    | \$ -                    | \$ 210.00                      | \$ 210.00                  | \$ -                     | \$ -                     | \$ 533.12                       | \$ 533.12                   | \$ 323.12                            |
| Board Of Commissioners Monroe County, The             | 53-09-01-401-003.000-015 |        | 1A              | N  | \$ -                    | \$ -                    | \$ -                           | \$ -                       | \$ -                     | \$ -                     | \$ -                            | \$ -                        | \$ -                                 |
| Lettelleir, Ann M                                     | 53-09-01-209-047.000-015 |        | 1A              | N  | \$ -                    | \$ -                    | \$ -                           | \$ -                       | \$ 3.18                  | \$ -                     | \$ -                            | \$ 3.18                     | \$ 3.18                              |
| Alcorn, Larry E                                       | 53-09-12-201-009.000-015 |        | 1A              | N  | \$ -                    | \$ -                    | \$ -                           | \$ -                       | \$ -                     | \$ -                     | \$ -                            | \$ -                        | \$ -                                 |
| Hendrix, Suzanne L                                    | 53-09-01-209-019.000-015 |        | 1A              | N  | \$ -                    | \$ -                    | \$ -                           | \$ -                       | \$ -                     | \$ -                     | \$ -                            | \$ -                        | \$ -                                 |
| Dunn, Kenneth L & Karla R                             | 53-09-01-209-075.000-015 |        | 1A              | N  | \$ -                    | \$ -                    | \$ -                           | \$ -                       | \$ 43.98                 | \$ -                     | \$ -                            | \$ 43.98                    | \$ 43.98                             |
| May, Don & Sara                                       | 53-09-01-209-059.000-015 |        | 1A              | N  | \$ -                    | \$ -                    | \$ -                           | \$ -                       | \$ -                     | \$ -                     | \$ -                            | \$ -                        | \$ -                                 |
| Chambers, Stephen B & Wade, David N                   | 53-09-01-211-034.000-015 |        | 1A              | N  | \$ -                    | \$ -                    | \$ -                           | \$ -                       | \$ -                     | \$ -                     | \$ -                            | \$ -                        | \$ -                                 |
| Hospitality House Inc                                 | 53-09-01-300-033.000-015 |        | 1A              | N  | \$ -                    | \$ -                    | \$ -                           | \$ -                       | \$ -                     | \$ 14,240.58             | \$ -                            | \$ 14,240.58                | \$ 14,240.58                         |
| Board Of Commissioners Monroe County, The             | 53-09-01-300-039.000-015 |        | 1A              | N  | \$ -                    | \$ -                    | \$ -                           | \$ -                       | \$ -                     | \$ -                     | \$ -                            | \$ -                        | \$ -                                 |
| Indiana Home Care Corporation                         | 53-01-61-356-010.000-015 |        | 1A              | N  | \$ -                    | \$ -                    | \$ -                           | \$ -                       | \$ -                     | \$ -                     | \$ -                            | \$ -                        | \$ -                                 |
| Gilmore, Alvin E Revocable Trust                      | 53-09-12-201-031.000-015 |        | 1A              | N  | \$ -                    | \$ -                    | \$ -                           | \$ -                       | \$ -                     | \$ -                     | \$ -                            | \$ -                        | \$ -                                 |
| Rayl, Joshua D  | 53-09-01-209-003.000-015 |        | 1A              | N  | \$ -                    | \$ -                    | \$ -                           | \$ -                       | \$ -                     | \$ -                     | \$ -                            | \$ -                        | \$ -                                 |
| Glaze, Robert Joseph & Perry, Theresa A               | 53-09-12-300-036.000-015 |        | 1A              | N  | \$ -                    | \$ -                    | \$ -                           | \$ -                       | \$ -                     | \$ -                     | \$ -                            | \$ -                        | \$ -                                 |
| Olsson, S L & Martha S                                | 53-01-63-039-307.000-015 | 2130   | 1A              | N  | \$ -                    | \$ -                    | \$ -                           | \$ -                       | \$ -                     | \$ 488.85                | \$ -                            | \$ 488.85                   | \$ 488.85                            |
| Breidenbach, Andrew P                                 | 53-01-63-039-308.000-015 | 2130   | 1A              | N  | \$ -                    | \$ -                    | \$ -                           | \$ -                       | \$ 137.00                | \$ -                     | \$ -                            | \$ 137.00                   | \$ 137.00                            |
| MnM LLC   | 53-01-63-039-309.000-015 | 2121   | 1A              | N  | \$ -                    | \$ -                    | \$ -                           | \$ -                       | \$ -                     | \$ -                     | \$ -                            | \$ -                        | \$ -                                 |
| Mohney, Maryann                                       | 53-01-63-039-310.000-015 | 2121   | 1A              | N  | \$ -                    | \$ -                    | \$ -                           | \$ -                       | \$ -                     | \$ -                     | \$ -                            | \$ -                        | \$ -                                 |
| MnM LLC   | 53-01-63-039-311.000-015 | 2121   | 1A              | N  | \$ -                    | \$ -                    | \$ -                           | \$ -                       | \$ -                     | \$ -                     | \$ -                            | \$ -                        | \$ -                                 |
| Thurmond, Bradley H                                   | 53-01-63-039-312.000-015 | 2121   | 1A              | N  | \$ -                    | \$ -                    | \$ -                           | \$ -                       | \$ 197.98                | \$ -                     | \$ -                            | \$ 197.98                   | \$ 197.98                            |
| Latta, John C   | 53-01-63-039-313.000-015 | 2121   | 1A              | N  | \$ -                    | \$ -                    | \$ -                           | \$ -                       | \$ 42.66                 | \$ -                     | \$ -                            | \$ 42.66                    | \$ 42.66                             |
| Fieldstone Community Assoc Inc                        | 53-09-02-200-091.000-015 | 1603   | 1A              | N  | \$ -                    | \$ -                    | \$ -                           | \$ -                       | \$ -                     | \$ -                     | \$ -                            | \$ -                        | \$ -                                 |
| Fieldstone Community Assoc Inc                        | 53-09-02-200-190.000-015 | 1603   | 1A              | N  | \$ -                    | \$ -                    | \$ -                           | \$ -                       | \$ -                     | \$ -                     | \$ -                            | \$ -                        | \$ -                                 |
| Burch, Robert D & Erma M                              | 53-09-02-200-104.000-015 |        | 1A              | N  | \$ -                    | \$ -                    | \$ -                           | \$ -                       | \$ -                     | \$ -                     | \$ -                            | \$ -                        | \$ -                                 |
| Combs, Judith A                                       | 53-09-02-202-026.000-015 | 2411   | 1A              | N  | \$ -                    | \$ -                    | \$ 448.00                      | \$ 448.00                  | \$ -                     | \$ -                     | \$ 1,069.36                     | \$ 1,069.36                 | \$ 621.36                            |
| Moss, Sandra K  | 53-09-02-202-001.000-015 | 1459   | 1A              | N  | \$ -                    | \$ -                    | \$ -                           | \$ -                       | \$ -                     | \$ -                     | \$ -                            | \$ -                        | \$ -                                 |
| Olivera, Francis P IV & Laura A                       | 53-09-02-202-022.000-015 |        | 1A              | N  | \$ -                    | \$ -                    | \$ -                           | \$ -                       | \$ 2.75                  | \$ -                     | \$ -                            | \$ 2.75                     | \$ 2.75                              |
| Bennett, Beth A                                       | 53-09-02-202-017.000-015 |        | 1A              | N  | \$ -                    | \$ -                    | \$ -                           | \$ -                       | \$ 91.79                 | \$ -                     | \$ -                            | \$ 91.79                    | \$ 91.79                             |
| Dominguez, Diana L & Angel                            | 53-09-02-202-016.000-015 |        | 1A              | N  | \$ -                    | \$ -                    | \$ -                           | \$ -                       | \$ -                     | \$ -                     | \$ -                            | \$ -                        | \$ -                                 |
| Wenzel, Kevin C                                       | 53-09-02-202-027.000-015 |        | 1A              | N  | \$ -                    | \$ -                    | \$ -                           | \$ -                       | \$ -                     | \$ -                     | \$ -                            | \$ -                        | \$ -                                 |
| Druding, Ronald K & Jennifer L                        | 53-09-01-211-028.000-015 |        | 1A              | N  | \$ -                    | \$ -                    | \$ -                           | \$ -                       | \$ -                     | \$ 321.15                | \$ -                            | \$ 321.15                   | \$ 321.15                            |
| Kirchgassner, James J & Sansone-Kirchgassner, Vicki E | 53-09-02-202-002.000-015 |        | 1A              | N  | \$ -                    | \$ -                    | \$ -                           | \$ -                       | \$ -                     | \$ 451.81                | \$ -                            | \$ 451.81                   | \$ 451.81                            |
| Nistelbeck, Kimberly E                                | 53-09-02-202-012.000-015 |        | 1A              | N  | \$ -                    | \$ -                    | \$ -                           | \$ -                       | \$ -                     | \$ -                     | \$ -                            | \$ -                        | \$ -                                 |

# City of Bloomington

## Area #1A: South-West Annexation Area - Circuit Breaker Impacts Analysis



| Owner Name   | Parcel #                 | Waiver | Annexation Area | AG | Pre-Annex 1% CB Credits | Pre-Annex 2% CB Credits | Pre-Annex 65 & Over CB Credits | Pre-Annex Total CB Credits | Post-Annex 1% CB Credits | Post-Annex 2% CB Credits | Post-Annex 65 & Over CB Credits | Post-Annex Total CB Credits | Total Post-Annex CB Credits Increase |
|--|--------------------------|--------|-----------------|----|-------------------------|-------------------------|--------------------------------|----------------------------|--------------------------|--------------------------|---------------------------------|-----------------------------|--------------------------------------|
| Haywood, Stephen M & Deborah I/e; Riker, Stephanie Sue   | 53-09-02-202-004.000-015 |        | 1A              | N  | \$ -                    | \$ -                    | \$ -                           | \$ -                       | \$ 17.66                 | \$ -                     | \$ -                            | \$ 17.66                    | \$ 17.66                             |
| Morris, Bryan  | 53-09-02-202-018.000-015 |        | 1A              | N  | \$ -                    | \$ -                    | \$ -                           | \$ -                       | \$ 58.19                 | \$ -                     | \$ -                            | \$ 58.19                    | \$ 58.19                             |
| Beasley, Leigh Ann                                       | 53-09-02-202-005.000-015 |        | 1A              | N  | \$ -                    | \$ -                    | \$ -                           | \$ -                       | \$ -                     | \$ -                     | \$ -                            | \$ -                        | \$ -                                 |
| Gootee, Ashley M   | 53-09-02-202-025.000-015 |        | 1A              | N  | \$ -                    | \$ -                    | \$ -                           | \$ -                       | \$ 23.37                 | \$ -                     | \$ -                            | \$ 23.37                    | \$ 23.37                             |
| Maynen, Jeffrey D & Dawn M                               | 53-09-02-202-008.000-015 |        | 1A              | N  | \$ -                    | \$ -                    | \$ -                           | \$ -                       | \$ 208.50                | \$ -                     | \$ -                            | \$ 208.50                   | \$ 208.50                            |
| George, Elizabeth A                                      | 53-04-36-302-026.000-011 |        | 1A              | N  | \$ -                    | \$ -                    | \$ -                           | \$ -                       | \$ -                     | \$ -                     | \$ -                            | \$ -                        | \$ -                                 |
| Lally, Patrick & Lisa                                    | 53-04-36-303-065.000-011 |        | 1A              | N  | \$ -                    | \$ -                    | \$ -                           | \$ -                       | \$ 326.33                | \$ -                     | \$ -                            | \$ 326.33                   | \$ 326.33                            |
| Sturgis, Melva Lynn                                      | 53-04-36-100-017.000-011 | 2384   | 1A              | N  | \$ -                    | \$ -                    | \$ -                           | \$ -                       | \$ -                     | \$ -                     | \$ -                            | \$ -                        | \$ -                                 |
| Carter, Annette M  | 53-04-36-100-021.000-011 |        | 1A              | N  | \$ -                    | \$ -                    | \$ -                           | \$ -                       | \$ -                     | \$ -                     | \$ -                            | \$ -                        | \$ -                                 |
| Stokem, Edward K & Norma F                               | 53-04-36-302-010.000-011 |        | 1A              | N  | \$ -                    | \$ -                    | \$ -                           | \$ -                       | \$ -                     | \$ -                     | \$ -                            | \$ -                        | \$ -                                 |
| John E Byers LLC   | 53-04-36-303-090.000-011 |        | 1A              | N  | \$ -                    | \$ 837.24               | \$ -                           | \$ 837.24                  | \$ -                     | \$ 600.91                | \$ -                            | \$ 600.91                   | \$ (236.32)                          |
| Vibbart, Ruie & Jeanson , Mary F Rev Trust               | 53-04-36-303-024.000-011 |        | 1A              | N  | \$ -                    | \$ -                    | \$ 261.00                      | \$ 261.00                  | \$ -                     | \$ -                     | \$ 749.53                       | \$ 749.53                   | \$ 488.53                            |
| Axson, Ralph J & Patty                                   | 53-00-70-084-000.000-011 |        | 1A              | N  | \$ -                    | \$ -                    | \$ -                           | \$ -                       | \$ 141.97                | \$ -                     | \$ -                            | \$ 141.97                   | \$ 141.97                            |
| Indiana University Health Bloomington Inc                | 53-04-25-100-048.000-011 |        | 1A              | N  | \$ -                    | \$ -                    | \$ -                           | \$ -                       | \$ -                     | \$ -                     | \$ -                            | \$ -                        | \$ -                                 |
| Monroe County Commissioners                              | 53-04-25-100-026.000-011 |        | 1A              | N  | \$ -                    | \$ -                    | \$ -                           | \$ -                       | \$ -                     | \$ -                     | \$ -                            | \$ -                        | \$ -                                 |
| Monroe County Commissioners                              | 53-04-25-100-039.000-011 |        | 1A              | N  | \$ -                    | \$ -                    | \$ -                           | \$ -                       | \$ -                     | \$ -                     | \$ -                            | \$ -                        | \$ -                                 |
| Indiana University Health Bloomington Inc                | 53-04-25-101-005.000-011 |        | 1A              | N  | \$ -                    | \$ -                    | \$ -                           | \$ -                       | \$ -                     | \$ -                     | \$ -                            | \$ -                        | \$ -                                 |
| Monroe Co Commissioners                                  | 53-00-73-064-003.000-011 |        | 1A              | N  | \$ -                    | \$ -                    | \$ -                           | \$ -                       | \$ -                     | \$ -                     | \$ -                            | \$ -                        | \$ -                                 |
| Indiana University Health Bloomington Inc                | 53-04-25-101-001.000-011 |        | 1A              | N  | \$ -                    | \$ -                    | \$ -                           | \$ -                       | \$ -                     | \$ -                     | \$ -                            | \$ -                        | \$ -                                 |
| Indiana University Health Bloomington Inc                | 53-04-25-101-004.099-011 |        | 1A              | N  | \$ -                    | \$ -                    | \$ -                           | \$ -                       | \$ -                     | \$ -                     | \$ -                            | \$ -                        | \$ -                                 |
| Great Oak Tree LLC                                       | 53-04-35-100-002.000-011 | 2188   | 1A              | N  | \$ -                    | \$ -                    | \$ -                           | \$ -                       | \$ -                     | \$ -                     | \$ -                            | \$ -                        | \$ -                                 |
| Board Of Commissioners Of                                | 53-04-35-400-006.000-011 |        | 1A              | N  | \$ -                    | \$ -                    | \$ -                           | \$ -                       | \$ -                     | \$ -                     | \$ -                            | \$ -                        | \$ -                                 |
| Ivy Tech State College                                   | 53-04-35-400-016.000-011 | 2258   | 1A              | N  | \$ -                    | \$ -                    | \$ -                           | \$ -                       | \$ -                     | \$ -                     | \$ -                            | \$ -                        | \$ -                                 |
| YMCA of Monroe County Inc                                | 53-00-72-815-021.000-011 | 2311   | 1A              | N  | \$ -                    | \$ -                    | \$ -                           | \$ -                       | \$ -                     | \$ -                     | \$ -                            | \$ -                        | \$ -                                 |
| Emily, William K & Emily, W Shane                        | 53-04-35-101-007.000-011 | 1414   | 1A              | N  | \$ -                    | \$ -                    | \$ -                           | \$ -                       | \$ -                     | \$ -                     | \$ -                            | \$ -                        | \$ -                                 |
| Double Hunt Properties LLC                               | 53-04-26-401-010.000-011 | 1488   | 1A              | N  | \$ -                    | \$ -                    | \$ -                           | \$ -                       | \$ -                     | \$ -                     | \$ -                            | \$ -                        | \$ -                                 |
| TF Realty Bloomington LLC                                | 53-04-26-401-011.000-011 | 1507   | 1A              | N  | \$ -                    | \$ -                    | \$ -                           | \$ -                       | \$ -                     | \$ -                     | \$ -                            | \$ -                        | \$ -                                 |
| The Better Way Storage LLC                               | 53-04-26-401-017.000-011 | 1524   | 1A              | N  | \$ -                    | \$ -                    | \$ -                           | \$ -                       | \$ -                     | \$ -                     | \$ -                            | \$ -                        | \$ -                                 |
| Proveli LLC  | 53-04-35-101-008.000-011 |        | 1A              | N  | \$ -                    | \$ -                    | \$ -                           | \$ -                       | \$ -                     | \$ -                     | \$ -                            | \$ -                        | \$ -                                 |
| JRBDA Holding Co LLC                                     | 53-04-26-401-006.088-011 | 2322   | 1A              | N  | \$ -                    | \$ -                    | \$ -                           | \$ -                       | \$ -                     | \$ -                     | \$ -                            | \$ -                        | \$ -                                 |
| Davis, Ronald D  | 53-00-72-815-024.001-011 | 2399   | 1A              | N  | \$ -                    | \$ -                    | \$ -                           | \$ -                       | \$ -                     | \$ -                     | \$ -                            | \$ -                        | \$ -                                 |
| Proveli LLC  | 53-00-72-815-015.001-011 |        | 1A              | N  | \$ -                    | \$ -                    | \$ -                           | \$ -                       | \$ -                     | \$ -                     | \$ -                            | \$ -                        | \$ -                                 |
| Board Of Commissioners Of Monroe Co                      | 53-04-36-201-003.000-011 |        | 1A              | N  | \$ -                    | \$ -                    | \$ -                           | \$ -                       | \$ -                     | \$ -                     | \$ -                            | \$ -                        | \$ -                                 |
| Fichter, Benjamin R                                      | 53-04-36-303-049.000-011 |        | 1A              | N  | \$ -                    | \$ -                    | \$ -                           | \$ -                       | \$ -                     | \$ -                     | \$ -                            | \$ -                        | \$ -                                 |
| Sowders, Phyllis A & Byers, Tracy L & Goodall, Shannon L | 53-04-36-303-093.000-011 |        | 1A              | N  | \$ -                    | \$ -                    | \$ -                           | \$ -                       | \$ 72.54                 | \$ -                     | \$ -                            | \$ 72.54                    | \$ 72.54                             |
| Small Town Properties LLC                                | 53-04-36-302-014.000-011 |        | 1A              | N  | \$ -                    | \$ 686.28               | \$ -                           | \$ 686.28                  | \$ -                     | \$ 492.57                | \$ -                            | \$ 492.57                   | \$ (193.71)                          |
| Terkhorn, Lorelei Elaine                                 | 53-04-36-303-027.000-011 |        | 1A              | N  | \$ -                    | \$ 1,006.08             | \$ -                           | \$ 1,006.08                | \$ -                     | \$ 722.10                | \$ -                            | \$ 722.10                   | \$ (283.98)                          |
| Scroggins, Donald E & Diana S                            | 53-09-02-101-008.000-015 |        | 1A              | N  | \$ -                    | \$ -                    | \$ 92.00                       | \$ 92.00                   | \$ -                     | \$ -                     | \$ 606.74                       | \$ 606.74                   | \$ 514.74                            |
| Niswander, Gilbert W & Nancy A                           | 53-09-01-212-024.000-015 |        | 1A              | N  | \$ -                    | \$ -                    | \$ -                           | \$ -                       | \$ 94.87                 | \$ -                     | \$ -                            | \$ 94.87                    | \$ 94.87                             |
| Durnal, Robert J. & Phyllis A.                           | 53-09-01-212-031.000-015 |        | 1A              | N  | \$ -                    | \$ -                    | \$ 109.00                      | \$ 109.00                  | \$ -                     | \$ -                     | \$ 785.57                       | \$ 785.57                   | \$ 676.57                            |
| Boltinghouse, Robert S & Aleta D                         | 53-09-01-213-038.000-015 |        | 1A              | N  | \$ -                    | \$ -                    | \$ -                           | \$ -                       | \$ -                     | \$ 304.13                | \$ -                            | \$ 304.13                   | \$ 304.13                            |
| Shook, Shane William; Harris, Melissa                    | 53-09-12-300-063.000-015 |        | 1A              | N  | \$ -                    | \$ -                    | \$ -                           | \$ -                       | \$ 83.46                 | \$ -                     | \$ -                            | \$ 83.46                    | \$ 83.46                             |
| John E Byers LLC   | 53-09-01-212-023.000-015 |        | 1A              | N  | \$ -                    | \$ -                    | \$ -                           | \$ -                       | \$ -                     | \$ 359.44                | \$ -                            | \$ 359.44                   | \$ 359.44                            |
| Curtis, Dwight T & Cleta                                 | 53-09-01-212-017.000-015 |        | 1A              | N  | \$ -                    | \$ -                    | \$ -                           | \$ -                       | \$ -                     | \$ -                     | \$ -                            | \$ -                        | \$ -                                 |



# City of Bloomington



## Area #1A: South-West Annexation Area - Circuit Breaker Impacts Analysis

| Owner Name  | Parcel #                 | Waiver | Annexation Area | AG | Pre-Annex 1% CB Credits | Pre-Annex 2% CB Credits | Pre-Annex 65 & Over CB Credits | Pre-Annex Total CB Credits | Post-Annex 1% CB Credits | Post-Annex 2% CB Credits | Post-Annex 65 & Over CB Credits | Post-Annex Total CB Credits | Total Post-Annex CB Credits Increase |
|---|--------------------------|--------|-----------------|----|-------------------------|-------------------------|--------------------------------|----------------------------|--------------------------|--------------------------|---------------------------------|-----------------------------|--------------------------------------|
| Dutton, Carol J Trust                             | 53-09-12-201-030.000-015 |        | 1A              | N  | \$ -                    | \$ -                    | \$ 56.00                       | \$ 56.00                   | \$ -                     | \$ -                     | \$ 727.94                       | \$ 727.94                   | \$ 671.94                            |
| Public Investment Corp                            | 53-09-12-400-044.000-015 |        | 1A              | N  | \$ -                    | \$ -                    | \$ -                           | \$ -                       | \$ -                     | \$ -                     | \$ -                            | \$ -                        | \$ -                                 |
| Covarrubias, Rocio Del Carmen Chavez              | 53-09-02-100-004.028-015 | 2309   | 1A              | N  | \$ -                    | \$ -                    | \$ -                           | \$ -                       | \$ 551.59                | \$ -                     | \$ -                            | \$ 551.59                   | \$ 551.59                            |
| Pamidighantam, Sudhakar & Bharathi                | 53-09-02-100-004.029-015 | 2309   | 1A              | N  | \$ -                    | \$ -                    | \$ -                           | \$ -                       | \$ 484.04                | \$ -                     | \$ -                            | \$ 484.04                   | \$ 484.04                            |
| Bradshaw, Lloyd M & Janice R                      | 53-09-02-100-004.030-015 | 2309   | 1A              | N  | \$ -                    | \$ -                    | \$ -                           | \$ -                       | \$ 305.03                | \$ -                     | \$ -                            | \$ 305.03                   | \$ 305.03                            |
| Allen, Tracy L                                    | 53-09-02-100-004.031-015 | 2309   | 1A              | N  | \$ -                    | \$ -                    | \$ -                           | \$ -                       | \$ 555.53                | \$ -                     | \$ -                            | \$ 555.53                   | \$ 555.53                            |
| Gernand, John T & Jennifer M                      | 53-09-02-100-004.032-015 | 2309   | 1A              | N  | \$ -                    | \$ -                    | \$ -                           | \$ -                       | \$ 908.28                | \$ -                     | \$ -                            | \$ 908.28                   | \$ 908.28                            |
| Porta, Anthony & Amanda-Lynn                      | 53-09-02-100-004.033-015 | 2309   | 1A              | N  | \$ -                    | \$ -                    | \$ -                           | \$ -                       | \$ 855.62                | \$ -                     | \$ -                            | \$ 855.62                   | \$ 855.62                            |
| Kyger, Annie                                      | 53-09-02-100-004.034-015 | 2309   | 1A              | N  | \$ -                    | \$ -                    | \$ -                           | \$ -                       | \$ 648.99                | \$ -                     | \$ -                            | \$ 648.99                   | \$ 648.99                            |
| Murty, John & Cassandra J.C.                      | 53-09-02-100-004.035-015 | 2309   | 1A              | N  | \$ -                    | \$ -                    | \$ -                           | \$ -                       | \$ 479.21                | \$ -                     | \$ -                            | \$ 479.21                   | \$ 479.21                            |
| Voorhees, John K                                  | 53-09-02-100-004.036-015 | 2309   | 1A              | N  | \$ -                    | \$ -                    | \$ -                           | \$ -                       | \$ 249.75                | \$ -                     | \$ -                            | \$ 249.75                   | \$ 249.75                            |
| Clark, Melissa A                                  | 53-09-02-100-004.037-015 | 2309   | 1A              | N  | \$ -                    | \$ -                    | \$ -                           | \$ -                       | \$ 625.73                | \$ -                     | \$ -                            | \$ 625.73                   | \$ 625.73                            |
| Seit, Riza  | 53-09-02-100-004.038-015 | 2309   | 1A              | N  | \$ -                    | \$ -                    | \$ -                           | \$ -                       | \$ 640.65                | \$ -                     | \$ -                            | \$ 640.65                   | \$ 640.65                            |
| Goode, Jeffrey L                                  | 53-09-02-100-004.039-015 | 2309   | 1A              | N  | \$ -                    | \$ -                    | \$ -                           | \$ -                       | \$ 624.85                | \$ -                     | \$ -                            | \$ 624.85                   | \$ 624.85                            |
| Briggs, Andrew & Janice                           | 53-09-02-100-004.040-015 | 2309   | 1A              | N  | \$ -                    | \$ -                    | \$ -                           | \$ -                       | \$ 817.90                | \$ -                     | \$ -                            | \$ 817.90                   | \$ 817.90                            |
| Edwards, Zachary & Erin                           | 53-09-02-100-004.041-015 | 2309   | 1A              | N  | \$ -                    | \$ -                    | \$ -                           | \$ -                       | \$ 774.47                | \$ -                     | \$ -                            | \$ 774.47                   | \$ 774.47                            |
| De La Garza, Max & Amy M                          | 53-09-02-100-004.042-015 | 2309   | 1A              | N  | \$ -                    | \$ -                    | \$ -                           | \$ -                       | \$ 736.73                | \$ -                     | \$ -                            | \$ 736.73                   | \$ 736.73                            |
| Schuetz, Thomas R & Betty A                       | 53-09-01-209-007.000-015 |        | 1A              | N  | \$ -                    | \$ -                    | \$ -                           | \$ -                       | \$ -                     | \$ -                     | \$ -                            | \$ -                        | \$ -                                 |
| Grissom, Michelle R                               | 53-09-01-202-015.000-015 |        | 1A              | N  | \$ -                    | \$ -                    | \$ -                           | \$ -                       | \$ -                     | \$ -                     | \$ -                            | \$ -                        | \$ -                                 |
| Dunbar, James E. & Barbara J.                     | 53-09-02-101-007.000-015 |        | 1A              | N  | \$ -                    | \$ -                    | \$ -                           | \$ -                       | \$ -                     | \$ -                     | \$ -                            | \$ -                        | \$ -                                 |
| Crowe, Jimmie Keith & Rhonda Lynn Revocable Trust | 53-09-02-100-004.043-015 | 2309   | 1A              | N  | \$ -                    | \$ -                    | \$ -                           | \$ -                       | \$ 1,142.11              | \$ -                     | \$ -                            | \$ 1,142.11                 | \$ 1,142.11                          |
| Bynum, Christopher W                              | 53-09-02-100-004.044-015 | 2309   | 1A              | N  | \$ -                    | \$ -                    | \$ -                           | \$ -                       | \$ 121.51                | \$ -                     | \$ -                            | \$ 121.51                   | \$ 121.51                            |
| Deay, Lucas                                       | 53-09-02-100-004.045-015 | 2309   | 1A              | N  | \$ -                    | \$ -                    | \$ -                           | \$ -                       | \$ 657.76                | \$ -                     | \$ -                            | \$ 657.76                   | \$ 657.76                            |
| Cabezas, Jorge E Vasquez & Stephanie M Willis     | 53-09-02-100-004.046-015 | 2309   | 1A              | N  | \$ -                    | \$ -                    | \$ -                           | \$ -                       | \$ 760.42                | \$ -                     | \$ -                            | \$ 760.42                   | \$ 760.42                            |
| Ghuloum, Mohammad                                 | 53-09-02-100-004.047-015 | 2309   | 1A              | N  | \$ -                    | \$ -                    | \$ -                           | \$ -                       | \$ -                     | \$ 758.44                | \$ -                            | \$ 758.44                   | \$ 758.44                            |
| Morgan, Douglas N & Kendra J                      | 53-09-02-100-004.048-015 | 2309   | 1A              | N  | \$ -                    | \$ -                    | \$ -                           | \$ -                       | \$ 640.22                | \$ -                     | \$ -                            | \$ 640.22                   | \$ 640.22                            |
| Cannon, Tiffani L                                 | 53-09-02-100-004.049-015 | 2309   | 1A              | N  | \$ -                    | \$ -                    | \$ -                           | \$ -                       | \$ 729.27                | \$ -                     | \$ -                            | \$ 729.27                   | \$ 729.27                            |
| Acres, Jill E                                     | 53-09-02-100-004.050-015 | 2309   | 1A              | N  | \$ -                    | \$ -                    | \$ -                           | \$ -                       | \$ 238.76                | \$ -                     | \$ -                            | \$ 238.76                   | \$ 238.76                            |
| Petrina, Renee M & Maksl, Adam M                  | 53-09-02-100-004.051-015 | 2309   | 1A              | N  | \$ -                    | \$ -                    | \$ -                           | \$ -                       | \$ 587.13                | \$ -                     | \$ -                            | \$ 587.13                   | \$ 587.13                            |
| Goode, Jeffrey L                                  | 53-09-02-100-004.052-015 | 2309   | 1A              | N  | \$ -                    | \$ -                    | \$ -                           | \$ -                       | \$ -                     | \$ 745.42                | \$ -                            | \$ 745.42                   | \$ 745.42                            |
| Goode, Jeffrey L                                  | 53-09-02-100-004.053-015 | 2309   | 1A              | N  | \$ -                    | \$ -                    | \$ -                           | \$ -                       | \$ -                     | \$ 616.26                | \$ -                            | \$ 616.26                   | \$ 616.26                            |
| Shankar, Anurag & Lisa Ensmann                    | 53-09-02-100-004.054-015 | 2309   | 1A              | N  | \$ -                    | \$ -                    | \$ -                           | \$ -                       | \$ 590.64                | \$ -                     | \$ -                            | \$ 590.64                   | \$ 590.64                            |
| Parodi, Christopher                               | 53-09-02-100-004.055-015 | 2309   | 1A              | N  | \$ -                    | \$ -                    | \$ -                           | \$ -                       | \$ 477.44                | \$ -                     | \$ -                            | \$ 477.44                   | \$ 477.44                            |
| Green, Jonathan R & Lindsay                       | 53-09-02-100-004.056-015 | 2309   | 1A              | N  | \$ -                    | \$ -                    | \$ -                           | \$ -                       | \$ 874.50                | \$ -                     | \$ -                            | \$ 874.50                   | \$ 874.50                            |
| Rice, Deborah A                                   | 53-09-02-100-004.057-015 | 2309   | 1A              | N  | \$ -                    | \$ -                    | \$ -                           | \$ -                       | \$ 407.24                | \$ -                     | \$ -                            | \$ 407.24                   | \$ 407.24                            |
| Baugh, Kyle L & Blair A                           | 53-09-02-100-004.058-015 | 2309   | 1A              | N  | \$ -                    | \$ -                    | \$ -                           | \$ -                       | \$ 566.95                | \$ -                     | \$ -                            | \$ 566.95                   | \$ 566.95                            |
| Shonk, Gregory & Bowden, Mica E                   | 53-09-02-100-004.059-015 | 2309   | 1A              | N  | \$ -                    | \$ -                    | \$ -                           | \$ -                       | \$ 236.15                | \$ -                     | \$ -                            | \$ 236.15                   | \$ 236.15                            |
| John E Byers LLC                                  | 53-09-01-209-045.000-015 |        | 1A              | N  | \$ -                    | \$ -                    | \$ -                           | \$ -                       | \$ -                     | \$ 346.93                | \$ -                            | \$ 346.93                   | \$ 346.93                            |
| Sellars, Richard Lee                              | 53-09-01-209-057.000-015 |        | 1A              | N  | \$ -                    | \$ -                    | \$ 345.00                      | \$ 345.00                  | \$ -                     | \$ -                     | \$ 767.31                       | \$ 767.31                   | \$ 422.31                            |
| Crow, Russell Dean & Shipley-crow , Lynn          | 53-09-12-201-036.000-015 |        | 1A              | N  | \$ -                    | \$ -                    | \$ -                           | \$ -                       | \$ 119.44                | \$ -                     | \$ -                            | \$ 119.44                   | \$ 119.44                            |
| Harrison, Paul & Sarah                            | 53-09-02-400-009.067-015 | 2309   | 1A              | N  | \$ -                    | \$ -                    | \$ -                           | \$ -                       | \$ 1,137.74              | \$ -                     | \$ -                            | \$ 1,137.74                 | \$ 1,137.74                          |
| Szatkowski, Dea Kay                               | 53-09-02-400-009.068-015 | 2309   | 1A              | N  | \$ -                    | \$ -                    | \$ -                           | \$ -                       | \$ 357.67                | \$ -                     | \$ -                            | \$ 357.67                   | \$ 357.67                            |
| Woodbury, Shawn M & Wendy M                       | 53-09-02-400-009.069-015 | 2309   | 1A              | N  | \$ -                    | \$ -                    | \$ -                           | \$ -                       | \$ 584.50                | \$ -                     | \$ -                            | \$ 584.50                   | \$ 584.50                            |
| Lannan, Ronald & McKeen, Susan K                  | 53-09-02-400-009.070-015 | 2309   | 1A              | N  | \$ -                    | \$ -                    | \$ -                           | \$ -                       | \$ 786.31                | \$ -                     | \$ -                            | \$ 786.31                   | \$ 786.31                            |
| Jaekel, Chad Richard & Stacey                     | 53-09-02-400-009.071-015 | 2309   | 1A              | N  | \$ -                    | \$ -                    | \$ -                           | \$ -                       | \$ 742.42                | \$ -                     | \$ -                            | \$ 742.42                   | \$ 742.42                            |
| Hahn, Boyd N & Mary Catherine                     | 53-09-02-400-009.072-015 | 2309   | 1A              | N  | \$ -                    | \$ -                    | \$ -                           | \$ -                       | \$ 534.48                | \$ -                     | \$ -                            | \$ 534.48                   | \$ 534.48                            |



# City of Bloomington

## Area #1A: South-West Annexation Area - Circuit Breaker Impacts Analysis



| Owner Name   | Parcel #                 | Waiver | Annexation Area | AG | Pre-Annex 1% CB Credits | Pre-Annex 2% CB Credits | Pre-Annex 65 & Over CB Credits | Pre-Annex Total CB Credits | Post-Annex 1% CB Credits | Post-Annex 2% CB Credits | Post-Annex 65 & Over CB Credits | Post-Annex Total CB Credits | Total Post-Annex CB Credits Increase |
|--|--------------------------|--------|-----------------|----|-------------------------|-------------------------|--------------------------------|----------------------------|--------------------------|--------------------------|---------------------------------|-----------------------------|--------------------------------------|
| Davis, Kenneth L III & Imani L Largin  | 53-09-02-400-009.073-015 | 2309   | 1A              | N  | \$ -                    | \$ -                    | \$ -                           | \$ -                       | \$ 651.19                | \$ -                     | \$ -                            | \$ 651.19                   | \$ 651.19                            |
| Goode, Jeffrey L   | 53-09-02-400-009.074-015 | 2309   | 1A              | N  | \$ -                    | \$ -                    | \$ -                           | \$ -                       | \$ -                     | \$ 777.71                | \$ -                            | \$ 777.71                   | \$ 777.71                            |
| Kuhlman, James R & Thuong T Kuhlman-Vu   | 53-09-02-400-009.075-015 | 2309   | 1A              | N  | \$ -                    | \$ -                    | \$ -                           | \$ -                       | \$ 708.65                | \$ -                     | \$ -                            | \$ 708.65                   | \$ 708.65                            |
| Key, Deandra L & Kinser, Jesse   | 53-09-02-400-009.076-015 | 2309   | 1A              | N  | \$ -                    | \$ -                    | \$ -                           | \$ -                       | \$ 627.93                | \$ -                     | \$ -                            | \$ 627.93                   | \$ 627.93                            |
| Lawrie, Steven D & McEwen, Karen L   | 53-09-02-400-009.077-015 | 2309   | 1A              | N  | \$ -                    | \$ -                    | \$ -                           | \$ -                       | \$ 547.64                | \$ -                     | \$ -                            | \$ 547.64                   | \$ 547.64                            |
| Ball, Dennis James & Nikki Jenise  | 53-09-02-400-009.078-015 | 2309   | 1A              | N  | \$ -                    | \$ -                    | \$ -                           | \$ -                       | \$ 196.53                | \$ -                     | \$ -                            | \$ 196.53                   | \$ 196.53                            |
| Sanchez-Figueroa, Noel & Norma Garrafa   | 53-09-02-400-009.079-015 | 2309   | 1A              | N  | \$ -                    | \$ -                    | \$ -                           | \$ -                       | \$ -                     | \$ -                     | \$ -                            | \$ -                        | \$ -                                 |
| Perez, Roberto   | 53-09-02-400-009.080-015 | 2309   | 1A              | N  | \$ -                    | \$ -                    | \$ -                           | \$ -                       | \$ 401.98                | \$ -                     | \$ -                            | \$ 401.98                   | \$ 401.98                            |
| Lee, J Carlyle & Nina B Revocable Trust  | 53-09-02-400-009.138-015 | 2309   | 1A              | N  | \$ -                    | \$ -                    | \$ -                           | \$ -                       | \$ 820.53                | \$ -                     | \$ -                            | \$ 820.53                   | \$ 820.53                            |
| Mann, Julia A  | 53-09-02-400-009.139-015 | 2309   | 1A              | N  | \$ -                    | \$ -                    | \$ -                           | \$ -                       | \$ 701.19                | \$ -                     | \$ -                            | \$ 701.19                   | \$ 701.19                            |
| Downard, Jesse J & Dedra A Cole  | 53-09-02-400-009.140-015 | 2309   | 1A              | N  | \$ -                    | \$ -                    | \$ -                           | \$ -                       | \$ 148.71                | \$ -                     | \$ -                            | \$ 148.71                   | \$ 148.71                            |
| Gerwig, Mark K   | 53-09-02-400-009.141-015 | 2309   | 1A              | N  | \$ -                    | \$ -                    | \$ -                           | \$ -                       | \$ 961.79                | \$ -                     | \$ -                            | \$ 961.79                   | \$ 961.79                            |
| Davey, Erin L & James C Wojan  | 53-09-02-400-009.142-015 | 2309   | 1A              | N  | \$ -                    | \$ -                    | \$ -                           | \$ -                       | \$ 910.47                | \$ -                     | \$ -                            | \$ 910.47                   | \$ 910.47                            |
| Schettler, Stephen J   | 53-09-02-400-009.143-015 | 2309   | 1A              | N  | \$ -                    | \$ -                    | \$ -                           | \$ -                       | \$ 656.44                | \$ -                     | \$ -                            | \$ 656.44                   | \$ 656.44                            |
| Zerr, Robert M & Deborah L   | 53-09-02-400-009.144-015 | 2309   | 1A              | N  | \$ -                    | \$ -                    | \$ -                           | \$ -                       | \$ 865.73                | \$ -                     | \$ -                            | \$ 865.73                   | \$ 865.73                            |
| Brucker, Gabriel B & Courtney  | 53-09-02-400-009.145-015 | 2309   | 1A              | N  | \$ -                    | \$ -                    | \$ -                           | \$ -                       | \$ 856.50                | \$ -                     | \$ -                            | \$ 856.50                   | \$ 856.50                            |
| Barnett, William D & Rebecca S   | 53-09-02-400-009.146-015 | 2309   | 1A              | N  | \$ -                    | \$ -                    | \$ -                           | \$ -                       | \$ 678.82                | \$ -                     | \$ -                            | \$ 678.82                   | \$ 678.82                            |
| Hussain, Tassawar  | 53-09-02-400-009.147-015 | 2309   | 1A              | N  | \$ -                    | \$ -                    | \$ -                           | \$ -                       | \$ 929.04                | \$ -                     | \$ -                            | \$ 929.04                   | \$ 929.04                            |
| Doig, Michael & Wendy  | 53-09-02-400-009.148-015 | 2309   | 1A              | N  | \$ -                    | \$ -                    | \$ -                           | \$ -                       | \$ 487.53                | \$ -                     | \$ -                            | \$ 487.53                   | \$ 487.53                            |
| Phelps, Michael W & Tina S   | 53-09-02-400-009.149-015 | 2309   | 1A              | N  | \$ -                    | \$ -                    | \$ -                           | \$ -                       | \$ 801.65                | \$ -                     | \$ -                            | \$ 801.65                   | \$ 801.65                            |
| Hero, Ashley   | 53-09-01-202-005.000-015 |        | 1A              | N  | \$ -                    | \$ -                    | \$ -                           | \$ -                       | \$ -                     | \$ -                     | \$ -                            | \$ -                        | \$ -                                 |
| Reynolds, James H & Margaret R   | 53-09-01-302-010.000-015 |        | 1A              | N  | \$ -                    | \$ -                    | \$ 40.00                       | \$ 40.00                   | \$ -                     | \$ -                     | \$ 93.99                        | \$ 93.99                    | \$ 53.99                             |
| Jones, Charles Larry & Shirley E   | 53-09-01-211-038.000-015 |        | 1A              | N  | \$ -                    | \$ -                    | \$ -                           | \$ -                       | \$ -                     | \$ -                     | \$ -                            | \$ -                        | \$ -                                 |
| Burks, John C & Janet L  | 53-09-01-211-032.000-015 |        | 1A              | N  | \$ -                    | \$ -                    | \$ 416.00                      | \$ 416.00                  | \$ -                     | \$ -                     | \$ 972.05                       | \$ 972.05                   | \$ 556.05                            |
| Lindsey, Mildred Maxine  | 53-09-01-210-011.000-015 |        | 1A              | N  | \$ -                    | \$ -                    | \$ 423.00                      | \$ 423.00                  | \$ -                     | \$ -                     | \$ 967.06                       | \$ 967.06                   | \$ 544.06                            |
| Garrett, Joshua Kyle   | 53-09-01-211-026.000-015 |        | 1A              | N  | \$ -                    | \$ -                    | \$ -                           | \$ -                       | \$ -                     | \$ -                     | \$ -                            | \$ -                        | \$ -                                 |
| Bridges, William R & Marilyn B   | 53-09-01-209-049.000-015 |        | 1A              | N  | \$ -                    | \$ -                    | \$ -                           | \$ -                       | \$ -                     | \$ -                     | \$ -                            | \$ -                        | \$ -                                 |
| Arthur, Jessica K  | 53-09-01-211-008.000-015 |        | 1A              | N  | \$ -                    | \$ -                    | \$ -                           | \$ -                       | \$ -                     | \$ -                     | \$ -                            | \$ -                        | \$ -                                 |
| Jordan, George B   | 53-09-02-301-001.000-015 |        | 1A              | N  | \$ -                    | \$ -                    | \$ -                           | \$ -                       | \$ -                     | \$ -                     | \$ -                            | \$ -                        | \$ -                                 |
| Carnegie, Scott A & Stephanie R  | 53-09-02-301-002.000-015 |        | 1A              | N  | \$ -                    | \$ -                    | \$ -                           | \$ -                       | \$ 215.07                | \$ -                     | \$ -                            | \$ 215.07                   | \$ 215.07                            |
| McGlothlin, Kyle   | 53-09-02-202-013.000-015 |        | 1A              | N  | \$ -                    | \$ -                    | \$ -                           | \$ -                       | \$ 115.49                | \$ -                     | \$ -                            | \$ 115.49                   | \$ 115.49                            |
| Fox, Jennifer J  | 53-09-02-202-009.000-015 |        | 1A              | N  | \$ -                    | \$ -                    | \$ -                           | \$ -                       | \$ -                     | \$ -                     | \$ -                            | \$ -                        | \$ -                                 |
| Martin, Shayna K   | 53-09-02-202-014.000-015 |        | 1A              | N  | \$ -                    | \$ -                    | \$ -                           | \$ -                       | \$ 87.41                 | \$ -                     | \$ -                            | \$ 87.41                    | \$ 87.41                             |
| Myers, Charles H II  | 53-09-02-202-021.000-015 |        | 1A              | N  | \$ -                    | \$ -                    | \$ -                           | \$ -                       | \$ -                     | \$ 428.78                | \$ -                            | \$ 428.78                   | \$ 428.78                            |
| Rigsby, Arthur H Jr  | 53-09-02-202-011.000-015 |        | 1A              | N  | \$ -                    | \$ -                    | \$ 170.00                      | \$ 170.00                  | \$ -                     | \$ -                     | \$ 754.51                       | \$ 754.51                   | \$ 584.51                            |
| Stewart, Amy M   | 53-09-02-202-023.000-015 | 1721   | 1A              | N  | \$ -                    | \$ -                    | \$ -                           | \$ -                       | \$ -                     | \$ -                     | \$ -                            | \$ -                        | \$ -                                 |
| Knight, Patricia   | 53-09-02-202-028.000-015 |        | 1A              | N  | \$ -                    | \$ -                    | \$ -                           | \$ -                       | \$ 25.55                 | \$ -                     | \$ -                            | \$ 25.55                    | \$ 25.55                             |
| Roane, Scott A & Jenise A  | 53-09-02-202-007.000-015 |        | 1A              | N  | \$ -                    | \$ -                    | \$ -                           | \$ -                       | \$ 50.57                 | \$ -                     | \$ -                            | \$ 50.57                    | \$ 50.57                             |
| OConnor, Eleanor Caldwell  | 53-09-02-202-003.000-015 |        | 1A              | N  | \$ -                    | \$ -                    | \$ -                           | \$ -                       | \$ -                     | \$ -                     | \$ -                            | \$ -                        | \$ -                                 |
| Adams, Chase A   | 53-09-02-202-006.000-015 |        | 1A              | N  | \$ -                    | \$ -                    | \$ -                           | \$ -                       | \$ -                     | \$ -                     | \$ -                            | \$ -                        | \$ -                                 |
| State Of Indiana   | 53-09-02-202-015.000-015 |        | 1A              | N  | \$ -                    | \$ -                    | \$ -                           | \$ -                       | \$ -                     | \$ -                     | \$ -                            | \$ -                        | \$ -                                 |
| M & M Wiley Property LLC (1/4%) & Hays, Donald L & J Margie Revocable Living Tru | 53-09-02-300-011.000-015 |        | 1A              | N  | \$ -                    | \$ -                    | \$ -                           | \$ -                       | \$ -                     | \$ -                     | \$ -                            | \$ -                        | \$ -                                 |
| Candlewood Lane LLC  | 53-09-02-300-094.000-015 |        | 1A              | Y  | \$ -                    | \$ -                    | \$ -                           | \$ -                       | \$ -                     | \$ -                     | \$ -                            | \$ -                        | \$ -                                 |
| Carnegie, Scott A & Stephanie R  | 53-09-02-300-003.000-015 |        | 1A              | N  | \$ -                    | \$ -                    | \$ -                           | \$ -                       | \$ -                     | \$ -                     | \$ -                            | \$ -                        | \$ -                                 |
| Cochrane, Clyde S III & Shari L Foust  | 53-09-02-300-044.000-015 |        | 1A              | N  | \$ -                    | \$ -                    | \$ -                           | \$ -                       | \$ -                     | \$ -                     | \$ -                            | \$ -                        | \$ -                                 |

# City of Bloomington

## Area #1A: South-West Annexation Area - Circuit Breaker Impacts Analysis



| Owner Name  | Parcel #                 | Waiver | Annexation Area | AG | Pre-Annex 1% CB Credits | Pre-Annex 2% CB Credits | Pre-Annex 65 & Over CB Credits | Pre-Annex Total CB Credits | Post-Annex 1% CB Credits | Post-Annex 2% CB Credits | Post-Annex 65 & Over CB Credits | Post-Annex Total CB Credits | Total Post-Annex CB Credits Increase |
|---|--------------------------|--------|-----------------|----|-------------------------|-------------------------|--------------------------------|----------------------------|--------------------------|--------------------------|---------------------------------|-----------------------------|--------------------------------------|
| Camden, Barbara J                                       | 53-09-02-300-053.000-015 |        | 1A              | N  | \$ -                    | \$ -                    | \$ -                           | \$ -                       | \$ 217.29                | \$ -                     | \$ -                            | \$ 217.29                   | \$ 217.29                            |
| Candlewood Lane LLC                                     | 53-09-02-300-054.000-015 |        | 1A              | N  | \$ -                    | \$ -                    | \$ -                           | \$ -                       | \$ -                     | \$ -                     | \$ -                            | \$ -                        | \$ -                                 |
| Ball, Derrick J   | 53-04-36-302-007.000-011 |        | 1A              | N  | \$ -                    | \$ -                    | \$ -                           | \$ -                       | \$ -                     | \$ -                     | \$ -                            | \$ -                        | \$ -                                 |
| Sinders, Christopher A; Sinderson, James E & Elizabeth  | 53-04-36-302-017.000-011 |        | 1A              | N  | \$ -                    | \$ 759.43               | \$ -                           | \$ 759.43                  | \$ -                     | \$ 545.07                | \$ -                            | \$ 545.07                   | \$ (214.36)                          |
| Board Of Commissioners Monroe County, The               | 53-04-36-302-016.000-011 |        | 1A              | N  | \$ -                    | \$ -                    | \$ -                           | \$ -                       | \$ -                     | \$ -                     | \$ -                            | \$ -                        | \$ -                                 |
| Herendeen, Logan  | 53-04-36-303-045.000-011 |        | 1A              | N  | \$ -                    | \$ -                    | \$ -                           | \$ -                       | \$ 70.64                 | \$ -                     | \$ -                            | \$ 70.64                    | \$ 70.64                             |
| Shifflet, Peggy S                                       | 53-04-36-302-022.000-011 |        | 1A              | N  | \$ -                    | \$ -                    | \$ -                           | \$ -                       | \$ -                     | \$ -                     | \$ -                            | \$ -                        | \$ -                                 |
| Cowden, Donald L Revocable Trust                        | 53-04-36-400-022.000-011 | 1218   | 1A              | N  | \$ -                    | \$ -                    | \$ -                           | \$ -                       | \$ -                     | \$ -                     | \$ -                            | \$ -                        | \$ -                                 |
| JSD Enterprises LLC                                     | 53-00-71-194-000.000-011 | 1218   | 1A              | N  | \$ -                    | \$ -                    | \$ -                           | \$ -                       | \$ -                     | \$ -                     | \$ -                            | \$ -                        | \$ -                                 |
| Cowden, Donald L Revocable Trust                        | 53-04-36-400-022.002-011 | 1218   | 1A              | N  | \$ -                    | \$ -                    | \$ -                           | \$ -                       | \$ -                     | \$ -                     | \$ -                            | \$ -                        | \$ -                                 |
| Smock, Mary A   | 53-04-36-303-052.000-011 |        | 1A              | N  | \$ -                    | \$ -                    | \$ -                           | \$ -                       | \$ -                     | \$ -                     | \$ -                            | \$ -                        | \$ -                                 |
| Weidner, Tamela S; & Walker, Pamela J & Walker, Terry L | 53-04-36-302-019.000-011 | 2458   | 1A              | N  | \$ -                    | \$ -                    | \$ -                           | \$ -                       | \$ -                     | \$ -                     | \$ -                            | \$ -                        | \$ -                                 |
| Wright, Chesley C. & Martha                             | 53-04-36-303-062.000-011 |        | 1A              | N  | \$ -                    | \$ -                    | \$ 272.00                      | \$ 272.00                  | \$ -                     | \$ -                     | \$ 634.45                       | \$ 634.45                   | \$ 362.45                            |
| Riess, Kylie N  | 53-04-36-303-091.000-011 |        | 1A              | N  | \$ -                    | \$ -                    | \$ -                           | \$ -                       | \$ 66.24                 | \$ -                     | \$ -                            | \$ 66.24                    | \$ 66.24                             |
| Riggs, Burton E. & Barbara A.                           | 53-04-36-303-014.000-011 |        | 1A              | N  | \$ -                    | \$ -                    | \$ 333.00                      | \$ 333.00                  | \$ -                     | \$ -                     | \$ 659.15                       | \$ 659.15                   | \$ 326.15                            |
| Strawn, Benjamin F                                      | 53-04-36-303-026.000-011 |        | 1A              | N  | \$ -                    | \$ -                    | \$ -                           | \$ -                       | \$ -                     | \$ -                     | \$ -                            | \$ -                        | \$ -                                 |
| Sexton, Richard L & Beth Ann                            | 53-04-36-303-061.000-011 |        | 1A              | N  | \$ -                    | \$ -                    | \$ -                           | \$ -                       | \$ 27.27                 | \$ -                     | \$ -                            | \$ 27.27                    | \$ 27.27                             |
| Dye, Edward R & Dye, Thomas J                           | 53-09-12-201-045.000-015 |        | 1A              | N  | \$ -                    | \$ -                    | \$ -                           | \$ -                       | \$ -                     | \$ 327.40                | \$ -                            | \$ 327.40                   | \$ 327.40                            |
| Kemp, Dustin & Conrad, Sara                             | 53-09-01-213-033.000-015 |        | 1A              | N  | \$ -                    | \$ -                    | \$ -                           | \$ -                       | \$ -                     | \$ -                     | \$ -                            | \$ -                        | \$ -                                 |
| Public Investment Corporation                           | 53-09-12-400-028.000-015 | 1389   | 1A              | N  | \$ -                    | \$ -                    | \$ -                           | \$ -                       | \$ -                     | \$ -                     | \$ -                            | \$ -                        | \$ -                                 |
| Shaffer, Shane D & Alyssa E                             | 53-09-01-302-002.000-015 |        | 1A              | N  | \$ -                    | \$ -                    | \$ -                           | \$ -                       | \$ -                     | \$ 270.90                | \$ -                            | \$ 270.90                   | \$ 270.90                            |
| Schooley, Scott B & April S                             | 53-09-01-213-018.000-015 |        | 1A              | N  | \$ -                    | \$ -                    | \$ -                           | \$ -                       | \$ -                     | \$ -                     | \$ -                            | \$ -                        | \$ -                                 |
| Peach, Nathan D & Randi R                               | 53-09-01-211-035.000-015 |        | 1A              | N  | \$ -                    | \$ -                    | \$ -                           | \$ -                       | \$ 43.09                 | \$ -                     | \$ -                            | \$ 43.09                    | \$ 43.09                             |
| Public Investment Corp.                                 | 53-09-12-400-056.000-015 |        | 1A              | N  | \$ -                    | \$ -                    | \$ -                           | \$ -                       | \$ -                     | \$ -                     | \$ -                            | \$ -                        | \$ -                                 |
| Lashbrooks, Laura Kay                                   | 53-09-01-213-040.000-015 |        | 1A              | N  | \$ -                    | \$ -                    | \$ -                           | \$ -                       | \$ -                     | \$ -                     | \$ -                            | \$ -                        | \$ -                                 |
| Foret Claire Properties LLC                             | 53-09-12-100-018.000-015 | 1151   | 1A              | N  | \$ -                    | \$ -                    | \$ -                           | \$ -                       | \$ -                     | \$ -                     | \$ -                            | \$ -                        | \$ -                                 |
| Thomas, Harold J. & Joyce A.                            | 53-09-01-212-002.000-015 |        | 1A              | N  | \$ -                    | \$ -                    | \$ 311.00                      | \$ 311.00                  | \$ -                     | \$ -                     | \$ 684.92                       | \$ 684.92                   | \$ 373.92                            |
| Grimes, Jennifer N                                      | 53-09-02-400-009.060-015 | 2309   | 1A              | N  | \$ -                    | \$ -                    | \$ -                           | \$ -                       | \$ 634.94                | \$ -                     | \$ -                            | \$ 634.94                   | \$ 634.94                            |
| Knickerbocker, Sterling & Kathy L                       | 53-09-02-400-009.061-015 | 2309   | 1A              | N  | \$ -                    | \$ -                    | \$ -                           | \$ -                       | \$ 635.39                | \$ -                     | \$ -                            | \$ 635.39                   | \$ 635.39                            |
| Caballero Pizano, Miguel A & Caballero, Diana Aleman De | 53-09-02-400-009.062-015 | 2309   | 1A              | N  | \$ -                    | \$ -                    | \$ -                           | \$ -                       | \$ 499.38                | \$ -                     | \$ -                            | \$ 499.38                   | \$ 499.38                            |
| Alford, Laura A   | 53-09-02-100-004.063-015 | 2309   | 1A              | N  | \$ -                    | \$ -                    | \$ -                           | \$ -                       | \$ 677.95                | \$ -                     | \$ -                            | \$ 677.95                   | \$ 677.95                            |
| Collins, David Christopher & Angela Sue                 | 53-09-02-100-004.064-015 | 2309   | 1A              | N  | \$ -                    | \$ -                    | \$ -                           | \$ -                       | \$ 842.47                | \$ -                     | \$ -                            | \$ 842.47                   | \$ 842.47                            |
| Silwal, Narayan   | 53-09-02-100-004.065-015 | 2309   | 1A              | N  | \$ -                    | \$ -                    | \$ -                           | \$ -                       | \$ 509.47                | \$ -                     | \$ -                            | \$ 509.47                   | \$ 509.47                            |
| Kiser, Thomas A & Janet S                               | 53-09-02-400-009.066-015 | 2309   | 1A              | N  | \$ -                    | \$ -                    | \$ -                           | \$ -                       | \$ 437.07                | \$ -                     | \$ -                            | \$ 437.07                   | \$ 437.07                            |
| Vandeventer, Martie L                                   | 53-09-01-302-019.000-015 |        | 1A              | N  | \$ -                    | \$ -                    | \$ -                           | \$ -                       | \$ -                     | \$ -                     | \$ -                            | \$ -                        | \$ -                                 |
| Bargo, Carolyn S  | 53-09-12-201-017.000-015 |        | 1A              | N  | \$ -                    | \$ -                    | \$ 94.00                       | \$ 94.00                   | \$ -                     | \$ -                     | \$ 513.69                       | \$ 513.69                   | \$ 419.69                            |
| Steury, Nickiah   | 53-09-01-209-021.000-015 |        | 1A              | N  | \$ -                    | \$ -                    | \$ -                           | \$ -                       | \$ -                     | \$ -                     | \$ -                            | \$ -                        | \$ -                                 |
| Walker, Nicholas A & Bethany B                          | 53-09-02-400-009.081-015 | 2309   | 1A              | N  | \$ -                    | \$ -                    | \$ -                           | \$ -                       | \$ -                     | \$ 655.44                | \$ -                            | \$ 655.44                   | \$ 655.44                            |
| Dills, Adam C & Katlyne C                               | 53-09-02-400-009.082-015 | 2309   | 1A              | N  | \$ -                    | \$ -                    | \$ -                           | \$ -                       | \$ 1,038.14              | \$ -                     | \$ -                            | \$ 1,038.14                 | \$ 1,038.14                          |
| Brown, Andrew W & Bohan, Thomas W                       | 53-09-02-400-009.083-015 | 2309   | 1A              | N  | \$ -                    | \$ -                    | \$ -                           | \$ -                       | \$ 798.59                | \$ -                     | \$ -                            | \$ 798.59                   | \$ 798.59                            |
| Stonechase Homeowners Association, Inc                  | 53-09-02-100-004.091-015 | 2309   | 1A              | N  | \$ -                    | \$ -                    | \$ -                           | \$ -                       | \$ -                     | \$ -                     | \$ -                            | \$ -                        | \$ -                                 |
| Stonechase Homeowners Association, Inc                  | 53-09-02-100-004.092-015 | 2309   | 1A              | N  | \$ -                    | \$ -                    | \$ -                           | \$ -                       | \$ -                     | \$ -                     | \$ -                            | \$ -                        | \$ -                                 |

# City of Bloomington



## Area #1A: South-West Annexation Area - Circuit Breaker Impacts Analysis

| Owner Name   | Parcel #                 | Waiver | Annexation Area | AG | Pre-Annex 1% CB Credits | Pre-Annex 2% CB Credits | Pre-Annex 65 & Over CB Credits | Pre-Annex Total CB Credits | Post-Annex 1% CB Credits | Post-Annex 2% CB Credits | Post-Annex 65 & Over CB Credits | Post-Annex Total CB Credits | Total Post-Annex CB Credits Increase |
|--|--------------------------|--------|-----------------|----|-------------------------|-------------------------|--------------------------------|----------------------------|--------------------------|--------------------------|---------------------------------|-----------------------------|--------------------------------------|
| Stonechase Homeowners Association, Inc                                       | 53-09-02-100-004.093-015 | 2309   | 1A              | N  | \$ -                    | \$ -                    | \$ -                           | \$ -                       | \$ -                     | \$ -                     | \$ -                            | \$ -                        | \$ -                                 |
| Stonechase Homeowners Association, Inc                                       | 53-09-02-100-004.094-015 | 2309   | 1A              | N  | \$ -                    | \$ -                    | \$ -                           | \$ -                       | \$ -                     | \$ -                     | \$ -                            | \$ -                        | \$ -                                 |
| Stonechase Homeowners Association, Inc                                       | 53-09-02-100-004.095-015 | 2309   | 1A              | N  | \$ -                    | \$ -                    | \$ -                           | \$ -                       | \$ -                     | \$ -                     | \$ -                            | \$ -                        | \$ -                                 |
| Stonechase Homeowners Association, Inc                                       | 53-09-02-100-004.096-015 | 2309   | 1A              | N  | \$ -                    | \$ -                    | \$ -                           | \$ -                       | \$ -                     | \$ -                     | \$ -                            | \$ -                        | \$ -                                 |
| Stonechase Homeowners Association, Inc                                       | 53-09-02-100-004.097-015 | 2309   | 1A              | N  | \$ -                    | \$ -                    | \$ -                           | \$ -                       | \$ -                     | \$ -                     | \$ -                            | \$ -                        | \$ -                                 |
| Stonechase Homeowners Association, Inc                                       | 53-09-02-100-004.098-015 | 2309   | 1A              | N  | \$ -                    | \$ -                    | \$ -                           | \$ -                       | \$ -                     | \$ -                     | \$ -                            | \$ -                        | \$ -                                 |
| Stonechase Homeowners Association, Inc                                       | 53-09-02-100-004.099-015 | 2309   | 1A              | N  | \$ -                    | \$ -                    | \$ -                           | \$ -                       | \$ -                     | \$ -                     | \$ -                            | \$ -                        | \$ -                                 |
| Morrow, John R & Christine A Morrow  | 53-09-02-400-009.150-015 | 2309   | 1A              | N  | \$ -                    | \$ -                    | \$ -                           | \$ -                       | \$ 581.87                | \$ -                     | \$ -                            | \$ 581.87                   | \$ 581.87                            |
| Gupta, Abhishek & Amrutha Asthana  | 53-09-02-400-009.151-015 | 2309   | 1A              | N  | \$ -                    | \$ -                    | \$ -                           | \$ -                       | \$ -                     | \$ 780.35                | \$ -                            | \$ 780.35                   | \$ 780.35                            |
| Bauer, Craig & Leigh Ann   | 53-09-02-400-009.152-015 | 2309   | 1A              | N  | \$ -                    | \$ -                    | \$ -                           | \$ -                       | \$ 626.18                | \$ -                     | \$ -                            | \$ 626.18                   | \$ 626.18                            |
| Ames, Philip R & Romanyshak, Lesya   | 53-09-02-400-009.153-015 | 2309   | 1A              | N  | \$ -                    | \$ -                    | \$ -                           | \$ -                       | \$ 701.19                | \$ -                     | \$ -                            | \$ 701.19                   | \$ 701.19                            |
| Degener, Kyle G & Courtney M   | 53-09-02-400-009.154-015 | 2309   | 1A              | N  | \$ -                    | \$ -                    | \$ -                           | \$ -                       | \$ 953.91                | \$ -                     | \$ -                            | \$ 953.91                   | \$ 953.91                            |
| Fassino, John & Karen  | 53-09-02-400-009.155-015 | 2309   | 1A              | N  | \$ -                    | \$ -                    | \$ -                           | \$ -                       | \$ 724.90                | \$ -                     | \$ -                            | \$ 724.90                   | \$ 724.90                            |
| Pirani, Badruddin & Ashley   | 53-09-02-400-009.156-015 | 2309   | 1A              | N  | \$ -                    | \$ -                    | \$ -                           | \$ -                       | \$ 720.93                | \$ -                     | \$ -                            | \$ 720.93                   | \$ 720.93                            |
| Coons, Daniel & Lisa   | 53-09-02-400-009.157-015 | 2309   | 1A              | N  | \$ -                    | \$ -                    | \$ -                           | \$ -                       | \$ 1,175.46              | \$ -                     | \$ -                            | \$ 1,175.46                 | \$ 1,175.46                          |
| Qiao, Yi   | 53-09-02-400-009.158-015 | 2309   | 1A              | N  | \$ -                    | \$ -                    | \$ -                           | \$ -                       | \$ 848.17                | \$ -                     | \$ -                            | \$ 848.17                   | \$ 848.17                            |
| Taylor, Rodney J & Rebekah R   | 53-09-02-400-009.159-015 | 2309   | 1A              | N  | \$ -                    | \$ -                    | \$ -                           | \$ -                       | \$ 1,121.50              | \$ -                     | \$ -                            | \$ 1,121.50                 | \$ 1,121.50                          |
| Wible, Ronald L & Sandra J   | 53-09-02-400-009.160-015 | 2309   | 1A              | N  | \$ -                    | \$ -                    | \$ -                           | \$ -                       | \$ 250.50                | \$ -                     | \$ -                            | \$ 250.50                   | \$ 250.50                            |
| Ahmed, Mahbub; Laurel, Arjumand  | 53-09-02-400-009.161-015 | 2309   | 1A              | N  | \$ -                    | \$ -                    | \$ -                           | \$ -                       | \$ 911.36                | \$ -                     | \$ -                            | \$ 911.36                   | \$ 911.36                            |
| McDaniel, Alvin & Peggy  | 53-09-02-101-004.000-015 |        | 1A              | N  | \$ -                    | \$ -                    | \$ 87.00                       | \$ 87.00                   | \$ -                     | \$ -                     | \$ -                            | \$ -                        | \$ (87.00)                           |
| John E Byers LLC   | 53-09-01-213-032.000-015 |        | 1A              | N  | \$ -                    | \$ -                    | \$ -                           | \$ -                       | \$ -                     | \$ 333.41                | \$ -                            | \$ 333.41                   | \$ 333.41                            |
| Thompson, Raymond H. Jr. & Nancy Lee   | 53-09-02-400-009.162-015 | 2309   | 1A              | N  | \$ -                    | \$ -                    | \$ -                           | \$ -                       | \$ 340.56                | \$ -                     | \$ -                            | \$ 340.56                   | \$ 340.56                            |
| Ragonese, Thomas M & Sarah M   | 53-09-02-400-009.163-015 | 2309   | 1A              | N  | \$ -                    | \$ -                    | \$ -                           | \$ -                       | \$ 895.11                | \$ -                     | \$ -                            | \$ 895.11                   | \$ 895.11                            |
| Long, Thomas P & Karen A   | 53-09-02-400-009.164-015 | 2309   | 1A              | N  | \$ -                    | \$ -                    | \$ -                           | \$ -                       | \$ 427.44                | \$ -                     | \$ -                            | \$ 427.44                   | \$ 427.44                            |
| Dalkilic, Mehmet M   | 53-09-02-400-009.165-015 | 2309   | 1A              | N  | \$ -                    | \$ -                    | \$ -                           | \$ -                       | \$ 743.76                | \$ -                     | \$ -                            | \$ 743.76                   | \$ 743.76                            |
| Hutchinson, Christopher L & Krista N   | 53-09-02-400-009.166-015 | 2309   | 1A              | N  | \$ -                    | \$ -                    | \$ -                           | \$ -                       | \$ 427.44                | \$ -                     | \$ -                            | \$ 427.44                   | \$ 427.44                            |
| Rayzor, Natalia & Jeffrey S  | 53-09-02-400-009.167-015 | 2309   | 1A              | N  | \$ -                    | \$ -                    | \$ -                           | \$ -                       | \$ 624.42                | \$ -                     | \$ -                            | \$ 624.42                   | \$ 624.42                            |
| Jarman, James K  | 53-09-02-400-009.168-015 | 2309   | 1A              | N  | \$ -                    | \$ -                    | \$ -                           | \$ -                       | \$ 720.07                | \$ -                     | \$ -                            | \$ 720.07                   | \$ 720.07                            |
| Perry, Fred W & Angela L   | 53-09-02-400-009.169-015 | 2309   | 1A              | N  | \$ -                    | \$ -                    | \$ -                           | \$ -                       | \$ 660.84                | \$ -                     | \$ -                            | \$ 660.84                   | \$ 660.84                            |
| Moss, Kellie J   | 53-09-02-400-009.170-015 | 2309   | 1A              | N  | \$ -                    | \$ -                    | \$ -                           | \$ -                       | \$ 832.82                | \$ -                     | \$ -                            | \$ 832.82                   | \$ 832.82                            |
| O'Brien, Dennis  | 53-09-01-300-005.000-015 |        | 1A              | N  | \$ -                    | \$ -                    | \$ -                           | \$ -                       | \$ -                     | \$ -                     | \$ -                            | \$ -                        | \$ -                                 |
| McGlothlin, Johnny D; McGlothlin, Jerry D Sr; w/l/e McGlothlin, Betty Louise | 53-09-01-209-069.000-015 |        | 1A              | N  | \$ -                    | \$ -                    | \$ -                           | \$ -                       | \$ -                     | \$ -                     | \$ -                            | \$ -                        | \$ -                                 |
| Wagoner, Betty L   | 53-09-01-211-004.000-015 |        | 1A              | N  | \$ -                    | \$ -                    | \$ -                           | \$ -                       | \$ -                     | \$ -                     | \$ -                            | \$ -                        | \$ -                                 |
| Lawmaster, Kathy C   | 53-09-01-213-009.000-015 |        | 1A              | N  | \$ -                    | \$ -                    | \$ -                           | \$ -                       | \$ 23.35                 | \$ -                     | \$ -                            | \$ 23.35                    | \$ 23.35                             |
| Ziaee, Yadi  | 53-09-02-100-008.000-015 |        | 1A              | N  | \$ -                    | \$ -                    | \$ -                           | \$ -                       | \$ -                     | \$ -                     | \$ -                            | \$ -                        | \$ -                                 |
| Knola, Juliette  | 53-09-01-211-024.000-015 |        | 1A              | N  | \$ -                    | \$ -                    | \$ -                           | \$ -                       | \$ 52.75                 | \$ -                     | \$ -                            | \$ 52.75                    | \$ 52.75                             |

# City of Bloomington

## Area #1A: South-West Annexation Area - Circuit Breaker Impacts Analysis



| Owner Name  | Parcel #                 | Waiver | Annexation Area | AG | Pre-Annex 1% CB Credits | Pre-Annex 2% CB Credits | Pre-Annex 65 & Over CB Credits | Pre-Annex Total CB Credits | Post-Annex 1% CB Credits | Post-Annex 2% CB Credits | Post-Annex 65 & Over CB Credits | Post-Annex Total CB Credits | Total Post-Annex CB Credits Increase |
|---|--------------------------|--------|-----------------|----|-------------------------|-------------------------|--------------------------------|----------------------------|--------------------------|--------------------------|---------------------------------|-----------------------------|--------------------------------------|
| Daniel, Charlotte Curry & The Charlotte Curry Daniel Brashaber Revocable Living | 53-09-01-209-018.000-015 |        | 1A              | N  | \$ -                    | \$ -                    | \$ -                           | \$ -                       | \$ -                     | \$ 305.13                | \$ -                            | \$ 305.13                   | \$ 305.13                            |
| LSF9 MASTER PARTICIPATION TRUST   | 53-09-01-302-009.000-015 |        | 1A              | N  | \$ -                    | \$ -                    | \$ -                           | \$ -                       | \$ -                     | \$ 247.56                | \$ -                            | \$ 247.56                   | \$ 247.56                            |
| Dougan, Susan J   | 53-09-01-209-062.000-015 |        | 1A              | N  | \$ -                    | \$ -                    | \$ -                           | \$ -                       | \$ -                     | \$ -                     | \$ -                            | \$ -                        | \$ -                                 |
| Mosier, Bonnie R  | 53-09-01-209-016.000-015 |        | 1A              | N  | \$ -                    | \$ -                    | \$ 523.00                      | \$ 523.00                  | \$ -                     | \$ -                     | \$ -                            | \$ -                        | \$ (523.00)                          |
| Allen, Marlys E & Michael D   | 53-04-36-303-015.000-011 |        | 1A              | N  | \$ -                    | \$ -                    | \$ -                           | \$ -                       | \$ 99.63                 | \$ -                     | \$ -                            | \$ 99.63                    | \$ 99.63                             |
| Town Of Ellettsville Board Of Trustees  | 53-04-36-100-031.000-011 |        | 1A              | N  | \$ -                    | \$ -                    | \$ -                           | \$ -                       | \$ -                     | \$ -                     | \$ -                            | \$ -                        | \$ -                                 |
| Monroe County Commissioners   | 53-04-25-300-012.000-011 |        | 1A              | N  | \$ -                    | \$ -                    | \$ -                           | \$ -                       | \$ -                     | \$ -                     | \$ -                            | \$ -                        | \$ -                                 |
| EN Investments LLC  | 53-04-36-100-040.000-011 |        | 1A              | N  | \$ -                    | \$ 9,380.77             | \$ -                           | \$ 9,380.77                | \$ -                     | \$ 6,732.91              | \$ -                            | \$ 6,732.91                 | \$ (2,647.87)                        |
| Board Of Commissioners Of Monroe Co   | 53-04-36-100-028.000-011 |        | 1A              | N  | \$ -                    | \$ -                    | \$ -                           | \$ -                       | \$ -                     | \$ -                     | \$ -                            | \$ -                        | \$ -                                 |
| Pridemore, Diana  | 53-04-36-301-014.000-011 |        | 1A              | N  | \$ -                    | \$ -                    | \$ -                           | \$ -                       | \$ -                     | \$ -                     | \$ -                            | \$ -                        | \$ -                                 |
| Johnson, William L & Marilyn  | 53-04-36-303-068.000-011 | 2457   | 1A              | N  | \$ -                    | \$ -                    | \$ -                           | \$ -                       | \$ -                     | \$ -                     | \$ -                            | \$ -                        | \$ -                                 |
| Hoesman, Debra R  | 53-04-36-303-084.000-011 |        | 1A              | N  | \$ -                    | \$ -                    | \$ 426.00                      | \$ 426.00                  | \$ 17.08                 | \$ -                     | \$ -                            | \$ 17.08                    | \$ (408.92)                          |
| Orman, James B & Kara L   | 53-04-36-303-019.000-011 |        | 1A              | N  | \$ -                    | \$ -                    | \$ -                           | \$ -                       | \$ 167.29                | \$ -                     | \$ -                            | \$ 167.29                   | \$ 167.29                            |
| Huntoon, Harry E & Marilyn L  | 53-04-36-303-108.000-011 |        | 1A              | N  | \$ -                    | \$ -                    | \$ -                           | \$ -                       | \$ 63.19                 | \$ -                     | \$ -                            | \$ 63.19                    | \$ 63.19                             |
| State Of Indiana  | 53-04-35-400-003.000-011 |        | 1A              | N  | \$ -                    | \$ -                    | \$ -                           | \$ -                       | \$ -                     | \$ -                     | \$ -                            | \$ -                        | \$ -                                 |
| Foster, Chris   | 53-04-36-200-001.000-011 |        | 1A              | N  | \$ -                    | \$ 247.44               | \$ -                           | \$ 247.44                  | \$ -                     | \$ 177.59                | \$ -                            | \$ 177.59                   | \$ (69.84)                           |
| Dalton, Jessica L   | 53-04-36-100-020.000-011 | 1156   | 1A              | N  | \$ -                    | \$ -                    | \$ -                           | \$ -                       | \$ 45.44                 | \$ -                     | \$ -                            | \$ 45.44                    | \$ 45.44                             |
| Board Of Commissioners Monroe County, The                                       | 53-04-36-400-024.000-011 |        | 1A              | N  | \$ -                    | \$ -                    | \$ -                           | \$ -                       | \$ -                     | \$ -                     | \$ -                            | \$ -                        | \$ -                                 |
| Highland Faith Assembly Of God, Trustees Of                                     | 53-04-35-400-007.000-011 | 2507   | 1A              | N  | \$ -                    | \$ -                    | \$ -                           | \$ -                       | \$ -                     | \$ -                     | \$ -                            | \$ -                        | \$ -                                 |
| Oeding, Sheila K  | 53-04-36-100-026.000-011 |        | 1A              | N  | \$ -                    | \$ -                    | \$ 264.00                      | \$ 264.00                  | \$ -                     | \$ -                     | \$ 663.59                       | \$ 663.59                   | \$ 399.59                            |
| Axson, William L & Kathleen   | 53-09-01-211-037.000-015 |        | 1A              | N  | \$ -                    | \$ -                    | \$ -                           | \$ -                       | \$ -                     | \$ -                     | \$ -                            | \$ -                        | \$ -                                 |
| Kay, Hannah R   | 53-09-01-213-015.000-015 |        | 1A              | N  | \$ -                    | \$ -                    | \$ -                           | \$ -                       | \$ -                     | \$ -                     | \$ -                            | \$ -                        | \$ -                                 |
| Heckard, Casey  | 53-09-01-211-018.000-015 |        | 1A              | N  | \$ -                    | \$ -                    | \$ -                           | \$ -                       | \$ -                     | \$ -                     | \$ -                            | \$ -                        | \$ -                                 |
| Whitehall Associates  | 53-09-01-100-034.000-015 |        | 1A              | N  | \$ -                    | \$ -                    | \$ -                           | \$ -                       | \$ -                     | \$ -                     | \$ -                            | \$ -                        | \$ -                                 |
| Mirwec Film, Inc.   | 53-09-01-101-001.000-015 |        | 1A              | N  | \$ -                    | \$ -                    | \$ -                           | \$ -                       | \$ -                     | \$ -                     | \$ -                            | \$ -                        | \$ -                                 |
| Autovest LLC  | 53-09-01-101-003.000-015 |        | 1A              | N  | \$ -                    | \$ -                    | \$ -                           | \$ -                       | \$ -                     | \$ -                     | \$ -                            | \$ -                        | \$ -                                 |
| Autovest II LLC   | 53-09-01-101-002.000-015 |        | 1A              | N  | \$ -                    | \$ -                    | \$ -                           | \$ -                       | \$ -                     | \$ -                     | \$ -                            | \$ -                        | \$ -                                 |
| Board Of Commissioners Monroe Co  | 53-09-01-100-001.000-015 |        | 1A              | N  | \$ -                    | \$ -                    | \$ -                           | \$ -                       | \$ -                     | \$ -                     | \$ -                            | \$ -                        | \$ -                                 |
| Cage, Leah M  | 53-09-01-210-003.000-015 |        | 1A              | N  | \$ -                    | \$ -                    | \$ -                           | \$ -                       | \$ -                     | \$ -                     | \$ -                            | \$ -                        | \$ -                                 |
| Martin, James F. & Susan M.   | 53-09-02-300-004.000-015 |        | 1A              | N  | \$ -                    | \$ -                    | \$ -                           | \$ -                       | \$ -                     | \$ -                     | \$ -                            | \$ -                        | \$ -                                 |
| Bruce, Rex A. & Norma J.  | 53-09-01-209-071.000-015 |        | 1A              | N  | \$ -                    | \$ -                    | \$ 192.00                      | \$ 192.00                  | \$ -                     | \$ -                     | \$ -                            | \$ -                        | \$ (192.00)                          |
| Lean On Me Properties LLC   | 53-09-01-213-043.000-015 |        | 1A              | N  | \$ -                    | \$ -                    | \$ -                           | \$ -                       | \$ -                     | \$ 354.69                | \$ -                            | \$ 354.69                   | \$ 354.69                            |
| Haney, Frank T & Katherine E  | 53-09-01-213-008.000-015 |        | 1A              | N  | \$ -                    | \$ -                    | \$ -                           | \$ -                       | \$ -                     | \$ -                     | \$ -                            | \$ -                        | \$ -                                 |
| Sierra, Mireya Rivera   | 53-09-01-213-023.000-015 |        | 1A              | N  | \$ -                    | \$ -                    | \$ -                           | \$ -                       | \$ -                     | \$ -                     | \$ -                            | \$ -                        | \$ -                                 |
| Mundy, Zachariah J  | 53-09-01-213-041.000-015 |        | 1A              | N  | \$ -                    | \$ -                    | \$ -                           | \$ -                       | \$ -                     | \$ -                     | \$ -                            | \$ -                        | \$ -                                 |
| The Revocable Trust Agreement of Mobley, Joan                                   | 53-09-01-300-044.000-015 |        | 1A              | N  | \$ -                    | \$ -                    | \$ -                           | \$ -                       | \$ -                     | \$ 339.17                | \$ -                            | \$ 339.17                   | \$ 339.17                            |
| Webster, Gregory B  | 53-09-11-100-005.000-015 |        | 1A              | N  | \$ -                    | \$ -                    | \$ -                           | \$ -                       | \$ -                     | \$ -                     | \$ -                            | \$ -                        | \$ -                                 |
| Gentry Services LLC   | 53-09-02-200-178.000-015 |        | 1A              | N  | \$ -                    | \$ -                    | \$ -                           | \$ -                       | \$ -                     | \$ -                     | \$ -                            | \$ -                        | \$ -                                 |
| Gentry Services LLC   | 53-09-02-300-093.000-015 |        | 1A              | Y  | \$ -                    | \$ -                    | \$ -                           | \$ -                       | \$ -                     | \$ -                     | \$ -                            | \$ -                        | \$ -                                 |
| Mohney Homes Inc.   | 53-09-02-200-174.000-015 | 2037   | 1A              | N  | \$ -                    | \$ -                    | \$ -                           | \$ -                       | \$ -                     | \$ -                     | \$ -                            | \$ -                        | \$ -                                 |
| Shaw, Robert V & Nancy L  | 53-09-11-100-002.000-015 |        | 1A              | N  | \$ -                    | \$ -                    | \$ -                           | \$ -                       | \$ -                     | \$ -                     | \$ -                            | \$ -                        | \$ -                                 |
| Western Liberty LLC   | 53-09-12-101-012.000-015 |        | 1A              | N  | \$ -                    | \$ -                    | \$ -                           | \$ -                       | \$ -                     | \$ -                     | \$ -                            | \$ -                        | \$ -                                 |
| Dewar, Valerie J  | 53-09-01-210-001.000-015 |        | 1A              | N  | \$ -                    | \$ -                    | \$ -                           | \$ -                       | \$ -                     | \$ 354.69                | \$ -                            | \$ 354.69                   | \$ 354.69                            |
| Lee, William R Jr & Amy D   | 53-09-02-201-005.000-015 | 1805   | 1A              | N  | \$ -                    | \$ -                    | \$ -                           | \$ -                       | \$ 153.23                | \$ -                     | \$ -                            | \$ 153.23                   | \$ 153.23                            |

# City of Bloomington

## Area #1A: South-West Annexation Area - Circuit Breaker Impacts Analysis



| Owner Name  | Parcel #                 | Waiver | Annexation Area | AG | Pre-Annex 1% CB Credits | Pre-Annex 2% CB Credits | Pre-Annex 65 & Over CB Credits | Pre-Annex Total CB Credits | Post-Annex 1% CB Credits | Post-Annex 2% CB Credits | Post-Annex 65 & Over CB Credits | Post-Annex Total CB Credits | Total Post-Annex CB Credits Increase |
|---|--------------------------|--------|-----------------|----|-------------------------|-------------------------|--------------------------------|----------------------------|--------------------------|--------------------------|---------------------------------|-----------------------------|--------------------------------------|
| Shahadey, Michael A & Melissa                               | 53-09-02-201-006.000-015 | 1673   | 1A              | N  | \$ -                    | \$ -                    | \$ -                           | \$ -                       | \$ -                     | \$ -                     | \$ -                            | \$ -                        | \$ -                                 |
| McGlasson, Jorja  | 53-09-02-201-001.000-015 |        | 1A              | N  | \$ -                    | \$ -                    | \$ -                           | \$ -                       | \$ 258.09                | \$ -                     | \$ -                            | \$ 258.09                   | \$ 258.09                            |
| Junken, Jedidiah D & Melissa J                              | 53-09-02-201-012.000-015 | 1673   | 1A              | N  | \$ -                    | \$ -                    | \$ -                           | \$ -                       | \$ 190.07                | \$ -                     | \$ -                            | \$ 190.07                   | \$ 190.07                            |
| Loar, Bradley S & Valenda L                                 | 53-09-02-201-010.000-015 |        | 1A              | N  | \$ -                    | \$ -                    | \$ -                           | \$ -                       | \$ -                     | \$ -                     | \$ -                            | \$ -                        | \$ -                                 |
| Clemens, Kevin  | 53-09-02-201-002.000-015 |        | 1A              | N  | \$ -                    | \$ -                    | \$ -                           | \$ -                       | \$ 46.61                 | \$ -                     | \$ -                            | \$ 46.61                    | \$ 46.61                             |
| Younger, April K  | 53-09-02-201-015.000-015 | 2412   | 1A              | N  | \$ -                    | \$ -                    | \$ -                           | \$ -                       | \$ -                     | \$ -                     | \$ -                            | \$ -                        | \$ -                                 |
| Huter, Thomas B & Sharon K                                  | 53-09-02-201-004.000-015 |        | 1A              | N  | \$ -                    | \$ -                    | \$ -                           | \$ -                       | \$ -                     | \$ 398.99                | \$ -                            | \$ 398.99                   | \$ 398.99                            |
| Porter, Diana L   | 53-09-02-201-009.000-015 |        | 1A              | N  | \$ -                    | \$ -                    | \$ -                           | \$ -                       | \$ -                     | \$ -                     | \$ -                            | \$ -                        | \$ -                                 |
| Wagner, Rune & Jessica                                      | 53-09-02-400-009.171-015 | 2309   | 1A              | N  | \$ -                    | \$ -                    | \$ -                           | \$ -                       | \$ 693.30                | \$ -                     | \$ -                            | \$ 693.30                   | \$ 693.30                            |
| Pienkos, Jules E & Sarah E                                  | 53-09-02-400-009.172-015 | 2309   | 1A              | N  | \$ -                    | \$ -                    | \$ -                           | \$ -                       | \$ 716.99                | \$ -                     | \$ -                            | \$ 716.99                   | \$ 716.99                            |
| Bramwell, Michann A & Orville D                             | 53-09-02-400-009.173-015 | 2309   | 1A              | N  | \$ -                    | \$ -                    | \$ -                           | \$ -                       | \$ 879.33                | \$ -                     | \$ -                            | \$ 879.33                   | \$ 879.33                            |
| Nowacky, Elliott Carson                                     | 53-09-02-400-009.174-015 | 2309   | 1A              | N  | \$ -                    | \$ -                    | \$ -                           | \$ -                       | \$ 657.33                | \$ -                     | \$ -                            | \$ 657.33                   | \$ 657.33                            |
| Thomas, Carven & Lisa                                       | 53-09-02-400-009.175-015 | 2309   | 1A              | N  | \$ -                    | \$ -                    | \$ -                           | \$ -                       | \$ 725.76                | \$ -                     | \$ -                            | \$ 725.76                   | \$ 725.76                            |
| Seymour, Kenneth A Jr & Rhonda J                            | 53-09-02-400-009.176-015 | 2309   | 1A              | N  | \$ -                    | \$ -                    | \$ -                           | \$ -                       | \$ 839.39                | \$ -                     | \$ -                            | \$ 839.39                   | \$ 839.39                            |
| Peterson, Christopher Todd & Arlene D                       | 53-09-02-400-009.177-015 | 2309   | 1A              | N  | \$ -                    | \$ -                    | \$ -                           | \$ -                       | \$ 628.36                | \$ -                     | \$ -                            | \$ 628.36                   | \$ 628.36                            |
| Ligmanowski, Lacey  | 53-09-02-400-009.178-015 | 2309   | 1A              | N  | \$ -                    | \$ -                    | \$ -                           | \$ -                       | \$ 764.82                | \$ -                     | \$ -                            | \$ 764.82                   | \$ 764.82                            |
| Pandolfo, William & Selina                                  | 53-09-02-400-009.179-015 | 2309   | 1A              | N  | \$ -                    | \$ -                    | \$ -                           | \$ -                       | \$ 443.23                | \$ -                     | \$ -                            | \$ 443.23                   | \$ 443.23                            |
| Hill, Larry E Jr & Jennifer R                               | 53-09-02-400-009.180-015 | 2309   | 1A              | N  | \$ -                    | \$ -                    | \$ -                           | \$ -                       | \$ 737.16                | \$ -                     | \$ -                            | \$ 737.16                   | \$ 737.16                            |
| Freeman, James R & Croy, Samantha                           | 53-09-02-400-009.181-015 | 2309   | 1A              | N  | \$ -                    | \$ -                    | \$ -                           | \$ -                       | \$ 431.82                | \$ -                     | \$ -                            | \$ 431.82                   | \$ 431.82                            |
| Stonechase Homeowners Association, Inc                      | 53-09-02-400-009.996-015 | 2309   | 1A              | N  | \$ -                    | \$ -                    | \$ -                           | \$ -                       | \$ -                     | \$ -                     | \$ -                            | \$ -                        | \$ -                                 |
| Stonechase Homeowners Association, Inc                      | 53-09-02-400-009.997-015 | 2309   | 1A              | N  | \$ -                    | \$ -                    | \$ -                           | \$ -                       | \$ -                     | \$ -                     | \$ -                            | \$ -                        | \$ -                                 |
| Stonechase Homeowners Association, Inc                      | 53-09-02-400-009.998-015 | 2309   | 1A              | N  | \$ -                    | \$ -                    | \$ -                           | \$ -                       | \$ -                     | \$ -                     | \$ -                            | \$ -                        | \$ -                                 |
| Stonechase Homeowners Association, Inc                      | 53-09-02-400-009.999-015 | 2309   | 1A              | N  | \$ -                    | \$ -                    | \$ -                           | \$ -                       | \$ -                     | \$ -                     | \$ -                            | \$ -                        | \$ -                                 |
| Stonechase Homeowners Association, Inc                      | 53-09-02-400-009.000-015 | 2309   | 1A              | N  | \$ -                    | \$ -                    | \$ -                           | \$ -                       | \$ -                     | \$ -                     | \$ -                            | \$ -                        | \$ -                                 |
| Shertzer, Kenneth L   | 53-09-01-210-008.000-015 |        | 1A              | N  | \$ -                    | \$ -                    | \$ -                           | \$ -                       | \$ -                     | \$ -                     | \$ -                            | \$ -                        | \$ -                                 |
| Fox, Fraya J  | 53-09-12-201-042.000-015 |        | 1A              | N  | \$ -                    | \$ -                    | \$ -                           | \$ -                       | \$ -                     | \$ -                     | \$ -                            | \$ -                        | \$ -                                 |
| Winks, Gregory J Sr & Vickie L Winks Revocable Living Trust | 53-09-01-212-003.000-015 |        | 1A              | N  | \$ -                    | \$ -                    | \$ -                           | \$ -                       | \$ -                     | \$ -                     | \$ 563.70                       | \$ 563.70                   | \$ 563.70                            |
| Whaley, Teri S  | 53-09-02-101-012.000-015 |        | 1A              | N  | \$ -                    | \$ -                    | \$ -                           | \$ -                       | \$ 265.53                | \$ -                     | \$ -                            | \$ 265.53                   | \$ 265.53                            |
| Nguyen, Thanh V & Ha N                                      | 53-09-02-100-003.100-015 | 2309   | 1A              | N  | \$ -                    | \$ -                    | \$ -                           | \$ -                       | \$ 442.78                | \$ -                     | \$ -                            | \$ 442.78                   | \$ 442.78                            |
| Stinson, Jon P & Ashley S                                   | 53-09-02-100-003.101-015 | 2309   | 1A              | N  | \$ -                    | \$ -                    | \$ -                           | \$ -                       | \$ 577.47                | \$ -                     | \$ -                            | \$ 577.47                   | \$ 577.47                            |
| Sejmanovic, Enver & Gleda                                   | 53-09-02-100-003.102-015 | 2309   | 1A              | N  | \$ -                    | \$ -                    | \$ -                           | \$ -                       | \$ 593.70                | \$ -                     | \$ -                            | \$ 593.70                   | \$ 593.70                            |
| Fulk, William D & Sarah L Revocable Living Trust            | 53-09-02-100-003.103-015 | 2309   | 1A              | N  | \$ -                    | \$ -                    | \$ -                           | \$ -                       | \$ 743.74                | \$ -                     | \$ -                            | \$ 743.74                   | \$ 743.74                            |
| Romoser, Amy  | 53-09-02-100-003.104-015 | 2309   | 1A              | N  | \$ -                    | \$ -                    | \$ -                           | \$ -                       | \$ 877.99                | \$ -                     | \$ -                            | \$ 877.99                   | \$ 877.99                            |
| Amerigas, Propane L P                                       | 53-09-12-100-014.000-015 |        | 1A              | N  | \$ -                    | \$ -                    | \$ -                           | \$ -                       | \$ -                     | \$ -                     | \$ -                            | \$ -                        | \$ -                                 |
| Jackson, Ross A & Arlena F                                  | 53-09-01-209-030.000-015 |        | 1A              | N  | \$ -                    | \$ -                    | \$ -                           | \$ -                       | \$ 12.83                 | \$ -                     | \$ -                            | \$ 12.83                    | \$ 12.83                             |
| Public Investment Corporation                               | 53-09-12-200-019.000-015 |        | 1A              | N  | \$ -                    | \$ -                    | \$ -                           | \$ -                       | \$ -                     | \$ -                     | \$ -                            | \$ -                        | \$ -                                 |
| Board Of Commissioners Monroe County, The                   | 53-09-12-200-020.000-015 |        | 1A              | N  | \$ -                    | \$ -                    | \$ -                           | \$ -                       | \$ -                     | \$ -                     | \$ -                            | \$ -                        | \$ -                                 |
| Newforth, Craig & Marcia                                    | 53-09-12-200-015.000-015 |        | 1A              | N  | \$ -                    | \$ -                    | \$ -                           | \$ -                       | \$ -                     | \$ 213.76                | \$ -                            | \$ 213.76                   | \$ 213.76                            |
| McGee, Louis M Jr Revocable Trust                           | 53-09-01-209-076.000-015 |        | 1A              | N  | \$ -                    | \$ -                    | \$ -                           | \$ -                       | \$ 151.92                | \$ -                     | \$ -                            | \$ 151.92                   | \$ 151.92                            |
| Crow, Marie Yvonne  | 53-09-12-201-025.000-015 |        | 1A              | N  | \$ -                    | \$ -                    | \$ -                           | \$ -                       | \$ -                     | \$ -                     | \$ -                            | \$ -                        | \$ -                                 |
| Lopez, Linda  | 53-09-01-211-019.000-015 |        | 1A              | N  | \$ -                    | \$ -                    | \$ -                           | \$ -                       | \$ -                     | \$ -                     | \$ -                            | \$ -                        | \$ -                                 |
| Public Investment Corporation                               | 53-09-12-200-027.000-015 |        | 1A              | N  | \$ -                    | \$ -                    | \$ -                           | \$ -                       | \$ -                     | \$ -                     | \$ -                            | \$ -                        | \$ -                                 |

# City of Bloomington

## Area #1A: South-West Annexation Area - Circuit Breaker Impacts Analysis



| Owner Name   | Parcel #                 | Waiver | Annexation Area | AG | Pre-Annex 1% CB Credits | Pre-Annex 2% CB Credits | Pre-Annex 65 & Over CB Credits | Pre-Annex Total CB Credits | Post-Annex 1% CB Credits | Post-Annex 2% CB Credits | Post-Annex 65 & Over CB Credits | Post-Annex Total CB Credits | Total Post-Annex CB Credits Increase |
|--|--------------------------|--------|-----------------|----|-------------------------|-------------------------|--------------------------------|----------------------------|--------------------------|--------------------------|---------------------------------|-----------------------------|--------------------------------------|
| Thompson, David A  | 53-09-12-200-026.000-015 | 2138   | 1A              | N  | \$ -                    | \$ -                    | \$ -                           | \$ -                       | \$ -                     | \$ 151.69                | \$ -                            | \$ 151.69                   | \$ 151.69                            |
| Cullison, Jacqueline L   | 53-09-01-202-011.000-015 |        | 1A              | N  | \$ -                    | \$ -                    | \$ -                           | \$ -                       | \$ -                     | \$ -                     | \$ -                            | \$ -                        | \$ -                                 |
| Ridge, Scott D & Loretta S   | 53-09-02-101-013.000-015 |        | 1A              | N  | \$ -                    | \$ -                    | \$ -                           | \$ -                       | \$ 97.06                 | \$ -                     | \$ -                            | \$ 97.06                    | \$ 97.06                             |
| Walker, Joyce Ann  | 53-09-01-211-006.000-015 |        | 1A              | N  | \$ -                    | \$ -                    | \$ -                           | \$ -                       | \$ -                     | \$ 226.28                | \$ -                            | \$ 226.28                   | \$ 226.28                            |
| McGarvey, Michelle   | 53-09-02-200-004.000-015 |        | 1A              | N  | \$ -                    | \$ -                    | \$ -                           | \$ -                       | \$ -                     | \$ -                     | \$ -                            | \$ -                        | \$ -                                 |
| Cassani, Reinaldo & Tabitha Truax  | 53-09-01-300-018.000-015 |        | 1A              | N  | \$ -                    | \$ -                    | \$ -                           | \$ -                       | \$ -                     | \$ -                     | \$ -                            | \$ -                        | \$ -                                 |
| Commons, @ Curry Homeowners  | 53-09-01-304-020.000-015 |        | 1A              | N  | \$ -                    | \$ -                    | \$ -                           | \$ -                       | \$ -                     | \$ -                     | \$ -                            | \$ -                        | \$ -                                 |
| King, David F & Turpin, Kathy Jo   | 53-09-02-100-024.000-015 |        | 1A              | N  | \$ -                    | \$ -                    | \$ -                           | \$ -                       | \$ -                     | \$ -                     | \$ -                            | \$ -                        | \$ -                                 |
| Gray, David M. & Virginia L.   | 53-09-01-302-018.000-015 |        | 1A              | N  | \$ -                    | \$ -                    | \$ -                           | \$ -                       | \$ -                     | \$ -                     | \$ -                            | \$ -                        | \$ -                                 |
| Miller, Richard A & Sandra J   | 53-09-01-211-016.000-015 |        | 1A              | N  | \$ -                    | \$ -                    | \$ -                           | \$ -                       | \$ 38.70                 | \$ -                     | \$ -                            | \$ 38.70                    | \$ 38.70                             |
| Vanarsdale, Bryan C & Allison  | 53-09-01-211-042.000-015 | 1792   | 1A              | N  | \$ -                    | \$ -                    | \$ -                           | \$ -                       | \$ -                     | \$ -                     | \$ -                            | \$ -                        | \$ -                                 |
| Robinson, Patricia Sue   | 53-09-01-209-025.000-015 |        | 1A              | N  | \$ -                    | \$ -                    | \$ -                           | \$ -                       | \$ -                     | \$ -                     | \$ -                            | \$ -                        | \$ -                                 |
| Smith, Robert B  | 53-09-11-100-001.000-015 |        | 1A              | N  | \$ -                    | \$ -                    | \$ -                           | \$ -                       | \$ -                     | \$ 187.23                | \$ -                            | \$ 187.23                   | \$ 187.23                            |
| Hieftje, Jacob S   | 53-09-01-211-022.000-015 |        | 1A              | N  | \$ -                    | \$ -                    | \$ -                           | \$ -                       | \$ -                     | \$ -                     | \$ -                            | \$ -                        | \$ -                                 |
| Grossnickle, Pamela Lynn   | 53-09-01-209-005.000-015 |        | 1A              | N  | \$ -                    | \$ -                    | \$ -                           | \$ -                       | \$ -                     | \$ -                     | \$ -                            | \$ -                        | \$ -                                 |
| McConnell, Joyce A   | 53-09-01-202-026.000-015 |        | 1A              | N  | \$ -                    | \$ -                    | \$ 439.00                      | \$ 439.00                  | \$ -                     | \$ -                     | \$ 961.10                       | \$ 961.10                   | \$ 522.10                            |
| Halliday, Anthony R  | 53-09-12-201-029.000-015 |        | 1A              | N  | \$ -                    | \$ -                    | \$ -                           | \$ -                       | \$ -                     | \$ -                     | \$ -                            | \$ -                        | \$ -                                 |
| City Of Bloomington  | 53-04-36-202-003.000-011 |        | 1A              | N  | \$ -                    | \$ -                    | \$ -                           | \$ -                       | \$ -                     | \$ -                     | \$ -                            | \$ -                        | \$ -                                 |
| Floyd, Steve L & Janet L   | 53-04-36-303-082.000-011 |        | 1A              | N  | \$ -                    | \$ 926.72               | \$ -                           | \$ 926.72                  | \$ -                     | \$ 665.14                | \$ -                            | \$ 665.14                   | \$ (261.58)                          |
| Oshkosh LLC  | 53-04-36-203-001.000-011 |        | 1A              | N  | \$ -                    | \$ -                    | \$ -                           | \$ -                       | \$ -                     | \$ -                     | \$ -                            | \$ -                        | \$ -                                 |
| Oshkosh LLC  | 53-04-36-204-002.000-011 |        | 1A              | N  | \$ -                    | \$ -                    | \$ -                           | \$ -                       | \$ -                     | \$ -                     | \$ -                            | \$ -                        | \$ -                                 |
| Mackinac LLC   | 53-04-36-204-001.000-011 |        | 1A              | N  | \$ -                    | \$ -                    | \$ -                           | \$ -                       | \$ -                     | \$ -                     | \$ -                            | \$ -                        | \$ -                                 |
| Dillman, Mary Lynn   | 53-04-36-303-067.000-011 |        | 1A              | N  | \$ -                    | \$ -                    | \$ -                           | \$ -                       | \$ -                     | \$ -                     | \$ -                            | \$ -                        | \$ -                                 |
| Moore, Ryan David  | 53-04-36-301-017.000-011 |        | 1A              | N  | \$ -                    | \$ -                    | \$ -                           | \$ -                       | \$ -                     | \$ 493.02                | \$ -                            | \$ 493.02                   | \$ 493.02                            |
| Garden Hill Mobile Home Park LLC   | 53-04-36-100-039.000-011 |        | 1A              | N  | \$ -                    | \$ 17,434.11            | \$ -                           | \$ 17,434.11               | \$ -                     | \$ 12,513.06             | \$ -                            | \$ 12,513.06                | \$ (4,921.04)                        |
| Board Of Commissioners Of  | 53-04-36-100-010.000-011 |        | 1A              | N  | \$ -                    | \$ -                    | \$ -                           | \$ -                       | \$ -                     | \$ -                     | \$ -                            | \$ -                        | \$ -                                 |
| Allgood, Thomas J Jr   | 53-04-36-302-001.000-011 |        | 1A              | N  | \$ -                    | \$ -                    | \$ -                           | \$ -                       | \$ -                     | \$ -                     | \$ -                            | \$ -                        | \$ -                                 |
| Losee, Daryl D & Sherri G  | 53-04-36-303-033.000-011 |        | 1A              | N  | \$ -                    | \$ -                    | \$ -                           | \$ -                       | \$ 24.12                 | \$ -                     | \$ -                            | \$ 24.12                    | \$ 24.12                             |
| Stoneridge Baptist Church Inc  | 53-04-36-400-023.000-011 |        | 1A              | N  | \$ -                    | \$ -                    | \$ -                           | \$ -                       | \$ -                     | \$ -                     | \$ -                            | \$ -                        | \$ -                                 |
| MacKay, Dr Allan A   | 53-04-36-400-012.000-011 |        | 1A              | N  | \$ -                    | \$ -                    | \$ -                           | \$ -                       | \$ -                     | \$ -                     | \$ -                            | \$ -                        | \$ -                                 |
| Board Of Commissioners Monroe County, The                                | 53-04-36-400-011.000-011 |        | 1A              | N  | \$ -                    | \$ -                    | \$ -                           | \$ -                       | \$ -                     | \$ -                     | \$ -                            | \$ -                        | \$ -                                 |
| Moore, David A; Bultman, Marilyn J; & Moore, Eric J; W/L/E Moore, Mary E | 53-04-36-302-008.000-011 |        | 1A              | N  | \$ -                    | \$ -                    | \$ 106.00                      | \$ 106.00                  | \$ -                     | \$ -                     | \$ 231.99                       | \$ 231.99                   | \$ 125.99                            |
| Massey, Christopher  | 53-04-36-303-047.000-011 |        | 1A              | N  | \$ -                    | \$ 713.52               | \$ -                           | \$ 713.52                  | \$ -                     | \$ 512.12                | \$ -                            | \$ 512.12                   | \$ (201.40)                          |
| Monroe County Board of Commissioners                                     | 53-04-25-400-022.000-011 | 2293   | 1A              | N  | \$ -                    | \$ -                    | \$ -                           | \$ -                       | \$ -                     | \$ -                     | \$ -                            | \$ -                        | \$ -                                 |
| Acacia Investments LLC & Texin LLC                                       | 53-04-25-400-020.000-011 |        | 1A              | N  | \$ -                    | \$ -                    | \$ -                           | \$ -                       | \$ -                     | \$ -                     | \$ -                            | \$ -                        | \$ -                                 |
| Highland Village Church Of Christ, Trustees Of                           | 53-04-36-300-001.001-011 |        | 1A              | N  | \$ -                    | \$ -                    | \$ -                           | \$ -                       | \$ -                     | \$ -                     | \$ -                            | \$ -                        | \$ -                                 |
| Board Of Commissioners Of  | 53-09-01-100-041.000-015 |        | 1A              | N  | \$ -                    | \$ -                    | \$ -                           | \$ -                       | \$ -                     | \$ -                     | \$ -                            | \$ -                        | \$ -                                 |
| Baxter Pharmaceutical Solu- Tions LLC Atn Knudsen Tx Dept                | 53-09-01-100-040.000-015 |        | 1A              | N  | \$ -                    | \$ -                    | \$ -                           | \$ -                       | \$ -                     | \$ -                     | \$ -                            | \$ -                        | \$ -                                 |
| Brinegar, Maurice  | 53-09-01-209-046.000-015 | 1771   | 1A              | N  | \$ -                    | \$ -                    | \$ 205.00                      | \$ 205.00                  | \$ -                     | \$ -                     | \$ 617.20                       | \$ 617.20                   | \$ 412.20                            |
| Small Town Properties LLC  | 53-09-01-213-036.000-015 |        | 1A              | N  | \$ -                    | \$ -                    | \$ -                           | \$ -                       | \$ -                     | \$ 304.13                | \$ -                            | \$ 304.13                   | \$ 304.13                            |
| James, Nusawan   | 53-09-01-202-030.000-015 |        | 1A              | N  | \$ -                    | \$ -                    | \$ -                           | \$ -                       | \$ -                     | \$ 297.19                | \$ -                            | \$ 297.19                   | \$ 297.19                            |
| Myers, Dale  | 53-09-11-100-004.000-015 |        | 1A              | N  | \$ -                    | \$ -                    | \$ -                           | \$ -                       | \$ -                     | \$ -                     | \$ -                            | \$ -                        | \$ -                                 |
| Monroe Co Community School Corp  | 53-09-11-103-011.000-015 | 1437   | 1A              | N  | \$ -                    | \$ -                    | \$ -                           | \$ -                       | \$ -                     | \$ -                     | \$ -                            | \$ -                        | \$ -                                 |
| Calhoun, Erin  | 53-09-11-102-026.000-015 | 2189   | 1A              | N  | \$ -                    | \$ -                    | \$ -                           | \$ -                       | \$ 164.20                | \$ -                     | \$ -                            | \$ 164.20                   | \$ 164.20                            |
| Mitchner, Jennifer J & Rick L  | 53-09-11-102-027.000-015 | 2064   | 1A              | N  | \$ -                    | \$ -                    | \$ -                           | \$ -                       | \$ 218.15                | \$ -                     | \$ -                            | \$ 218.15                   | \$ 218.15                            |

# City of Bloomington

## Area #1A: South-West Annexation Area - Circuit Breaker Impacts Analysis



| Owner Name   | Parcel #                 | Waiver | Annexation Area | AG | Pre-Annex 1% CB Credits | Pre-Annex 2% CB Credits | Pre-Annex 65 & Over CB Credits | Pre-Annex Total CB Credits | Post-Annex 1% CB Credits | Post-Annex 2% CB Credits | Post-Annex 65 & Over CB Credits | Post-Annex Total CB Credits | Total Post-Annex CB Credits Increase |
|--|--------------------------|--------|-----------------|----|-------------------------|-------------------------|--------------------------------|----------------------------|--------------------------|--------------------------|---------------------------------|-----------------------------|--------------------------------------|
| Young, Michael J   | 53-09-11-102-015.000-015 | 1746   | 1A              | N  | \$ -                    | \$ -                    | \$ -                           | \$ -                       | \$ 211.13                | \$ -                     | \$ -                            | \$ 211.13                   | \$ 211.13                            |
| Piercy, Joseph F & Marcilla A  | 53-09-11-102-010.000-015 | 1743   | 1A              | N  | \$ -                    | \$ -                    | \$ -                           | \$ -                       | \$ 212.87                | \$ -                     | \$ -                            | \$ 212.87                   | \$ 212.87                            |
| Martin, Aleksandr B & Elizabeth A  | 53-09-11-102-017.000-015 | 1693   | 1A              | N  | \$ -                    | \$ -                    | \$ -                           | \$ -                       | \$ 134.94                | \$ -                     | \$ -                            | \$ 134.94                   | \$ 134.94                            |
| Keithly, Scott J   | 53-09-11-102-003.000-015 | 1745   | 1A              | N  | \$ -                    | \$ -                    | \$ -                           | \$ -                       | \$ -                     | \$ -                     | \$ -                            | \$ -                        | \$ -                                 |
| Mitchell, Michael C & Gail A   | 53-09-11-102-016.000-015 | 1746   | 1A              | N  | \$ -                    | \$ -                    | \$ -                           | \$ -                       | \$ 79.66                 | \$ -                     | \$ -                            | \$ 79.66                    | \$ 79.66                             |
| Knies, Lynette Rae   | 53-09-11-102-014.000-015 | 2110   | 1A              | N  | \$ -                    | \$ -                    | \$ -                           | \$ -                       | \$ 331.33                | \$ -                     | \$ -                            | \$ 331.33                   | \$ 331.33                            |
| Defore, Nicholas J & Tessa L   | 53-09-11-102-028.000-015 | 2022   | 1A              | N  | \$ -                    | \$ -                    | \$ -                           | \$ -                       | \$ 383.85                | \$ -                     | \$ -                            | \$ 383.85                   | \$ 383.85                            |
| Rodriguez, Sarah E   | 53-09-11-102-021.000-015 | 2189   | 1A              | N  | \$ -                    | \$ -                    | \$ -                           | \$ -                       | \$ 233.07                | \$ -                     | \$ -                            | \$ 233.07                   | \$ 233.07                            |
| Ballmer, Adam  | 53-09-11-102-013.000-015 | 2101   | 1A              | N  | \$ -                    | \$ -                    | \$ -                           | \$ -                       | \$ 99.26                 | \$ -                     | \$ -                            | \$ 99.26                    | \$ 99.26                             |
| Roberts, Faron   | 53-09-11-102-011.000-015 | 1746   | 1A              | N  | \$ -                    | \$ -                    | \$ -                           | \$ -                       | \$ 139.18                | \$ -                     | \$ -                            | \$ 139.18                   | \$ 139.18                            |
| Anderson, Julie R  | 53-09-01-210-006.000-015 |        | 1A              | N  | \$ -                    | \$ -                    | \$ -                           | \$ -                       | \$ -                     | \$ -                     | \$ -                            | \$ -                        | \$ -                                 |
| Gentry Services LLC  | 53-09-02-200-189.000-015 |        | 1A              | N  | \$ -                    | \$ -                    | \$ -                           | \$ -                       | \$ -                     | \$ -                     | \$ -                            | \$ -                        | \$ -                                 |
| M & M Wiley Property LLC (1/4%) & Hays, Donald L & J Margie Revocable Living Tru | 53-09-02-300-081.000-015 |        | 1A              | Y  | \$ -                    | \$ -                    | \$ -                           | \$ -                       | \$ -                     | \$ -                     | \$ -                            | \$ -                        | \$ -                                 |
| Smithville Telephone Co Inc  | 53-09-02-300-002.000-015 |        | 1A              | N  | \$ -                    | \$ -                    | \$ -                           | \$ -                       | \$ -                     | \$ -                     | \$ -                            | \$ -                        | \$ -                                 |
| Monroe County Humane Association Inc   | 53-09-02-300-090.000-015 | 2502   | 1A              | N  | \$ -                    | \$ -                    | \$ -                           | \$ -                       | \$ -                     | \$ -                     | \$ -                            | \$ -                        | \$ -                                 |
| Wong, Timothy  | 53-01-63-041-101.000-015 | 2331   | 1A              | N  | \$ -                    | \$ -                    | \$ -                           | \$ -                       | \$ -                     | \$ -                     | \$ -                            | \$ -                        | \$ -                                 |
| Robbins, Logan A   | 53-01-63-041-102.000-015 | 2331   | 1A              | N  | \$ -                    | \$ -                    | \$ -                           | \$ -                       | \$ -                     | \$ -                     | \$ -                            | \$ -                        | \$ -                                 |
| Smith, Lawrence R & Jacomina H   | 53-01-63-041-103.000-015 | 2331   | 1A              | N  | \$ -                    | \$ -                    | \$ 410.00                      | \$ 410.00                  | \$ -                     | \$ -                     | \$ -                            | \$ -                        | \$ (410.00)                          |
| Apple, Karen S   | 53-01-63-041-104.000-015 | 2331   | 1A              | N  | \$ -                    | \$ -                    | \$ -                           | \$ -                       | \$ -                     | \$ -                     | \$ -                            | \$ -                        | \$ -                                 |
| Rigsby, Janice N   | 53-01-63-041-105.000-015 | 2331   | 1A              | N  | \$ -                    | \$ -                    | \$ 158.00                      | \$ 158.00                  | \$ -                     | \$ -                     | \$ 681.93                       | \$ 681.93                   | \$ 523.93                            |
| Day, Mary Jo   | 53-01-63-041-106.000-015 | 2331   | 1A              | N  | \$ -                    | \$ -                    | \$ 406.00                      | \$ 406.00                  | \$ -                     | \$ -                     | \$ 980.18                       | \$ 980.18                   | \$ 574.18                            |
| Sears, Brenda Joan   | 53-01-63-041-107.000-015 | 2331   | 1A              | N  | \$ -                    | \$ -                    | \$ -                           | \$ -                       | \$ -                     | \$ -                     | \$ -                            | \$ -                        | \$ -                                 |
| Matlock, Brenda & Ricky  | 53-01-63-041-108.000-015 | 2331   | 1A              | N  | \$ -                    | \$ -                    | \$ -                           | \$ -                       | \$ 18.52                 | \$ -                     | \$ -                            | \$ 18.52                    | \$ 18.52                             |
| Bruce, Delmar K & Linda M  | 53-01-63-041-109.000-015 | 2331   | 1A              | N  | \$ -                    | \$ -                    | \$ -                           | \$ -                       | \$ -                     | \$ -                     | \$ -                            | \$ -                        | \$ -                                 |
| Daniel, Nancy L  | 53-01-63-041-110.000-015 | 2331   | 1A              | N  | \$ -                    | \$ -                    | \$ -                           | \$ -                       | \$ -                     | \$ -                     | \$ -                            | \$ -                        | \$ -                                 |
| Sparks, Chad R   | 53-01-63-041-111.000-015 | 2331   | 1A              | N  | \$ -                    | \$ -                    | \$ -                           | \$ -                       | \$ -                     | \$ -                     | \$ -                            | \$ -                        | \$ -                                 |
| Boyer, Robert L & Patricia M   | 53-01-63-041-112.000-015 | 2331   | 1A              | N  | \$ -                    | \$ -                    | \$ -                           | \$ -                       | \$ 43.98                 | \$ -                     | \$ -                            | \$ 43.98                    | \$ 43.98                             |
| Lenn, Terry Rance & Vicki Beal   | 53-01-63-041-113.000-015 | 2331   | 1A              | N  | \$ -                    | \$ -                    | \$ -                           | \$ -                       | \$ -                     | \$ -                     | \$ -                            | \$ -                        | \$ -                                 |
| Turpen, Joyce; Johnson, Jeffrey  | 53-01-63-041-114.000-015 | 2331   | 1A              | N  | \$ -                    | \$ -                    | \$ -                           | \$ -                       | \$ 15.46                 | \$ -                     | \$ -                            | \$ 15.46                    | \$ 15.46                             |
| Means, Jane E  | 53-01-63-041-115.000-015 | 2331   | 1A              | N  | \$ -                    | \$ -                    | \$ -                           | \$ -                       | \$ -                     | \$ -                     | \$ -                            | \$ -                        | \$ -                                 |
| Hay, Roberta   | 53-01-63-041-116.000-015 | 2331   | 1A              | N  | \$ -                    | \$ -                    | \$ -                           | \$ -                       | \$ -                     | \$ -                     | \$ 656.04                       | \$ 656.04                   | \$ 656.04                            |
| Grubb, Donald E & Waneta J Revocable Trust                                       | 53-01-63-041-117.000-015 | 2331   | 1A              | N  | \$ -                    | \$ -                    | \$ -                           | \$ -                       | \$ -                     | \$ -                     | \$ -                            | \$ -                        | \$ -                                 |
| WD Real Estate LLC   | 53-01-63-041-118.000-015 | 2331   | 1A              | N  | \$ -                    | \$ -                    | \$ -                           | \$ -                       | \$ 32.58                 | \$ -                     | \$ -                            | \$ 32.58                    | \$ 32.58                             |
| Ray, Michael L Sr  | 53-01-63-041-119.000-015 | 2331   | 1A              | N  | \$ -                    | \$ -                    | \$ -                           | \$ -                       | \$ -                     | \$ -                     | \$ -                            | \$ -                        | \$ -                                 |
| Chitty, Breana J   | 53-01-63-041-120.000-015 | 2331   | 1A              | N  | \$ -                    | \$ -                    | \$ -                           | \$ -                       | \$ 0.55                  | \$ -                     | \$ -                            | \$ 0.55                     | \$ 0.55                              |
| Cunningham, Pamela   | 53-01-63-041-121.000-015 | 2331   | 1A              | N  | \$ -                    | \$ -                    | \$ -                           | \$ -                       | \$ -                     | \$ -                     | \$ -                            | \$ -                        | \$ -                                 |
| Singh, Manojkumar; Thakur, Snehal  | 53-01-63-041-122.000-015 | 2331   | 1A              | N  | \$ -                    | \$ -                    | \$ -                           | \$ -                       | \$ -                     | \$ -                     | \$ -                            | \$ -                        | \$ -                                 |
| Workman, Gerald L Jr & Tammy E   | 53-01-63-041-123.000-015 | 2331   | 1A              | N  | \$ -                    | \$ -                    | \$ -                           | \$ -                       | \$ -                     | \$ -                     | \$ -                            | \$ -                        | \$ -                                 |
| Hauss, Sharon A  | 53-01-63-041-124.000-015 | 2331   | 1A              | N  | \$ -                    | \$ -                    | \$ -                           | \$ -                       | \$ -                     | \$ -                     | \$ 682.66                       | \$ 682.66                   | \$ 682.66                            |
| Wiley, Billy Joe Marvin & Meredith Louise  | 53-09-02-300-023.000-015 |        | 1A              | N  | \$ -                    | \$ -                    | \$ 656.00                      | \$ 656.00                  | \$ -                     | \$ -                     | \$ -                            | \$ -                        | \$ (656.00)                          |
| Gentry Services LLC  | 53-09-02-200-106.000-015 |        | 1A              | N  | \$ -                    | \$ -                    | \$ -                           | \$ -                       | \$ -                     | \$ -                     | \$ -                            | \$ -                        | \$ -                                 |
| Martin, Steven A Rev Living Trust  | 53-09-02-200-150.000-015 |        | 1A              | N  | \$ -                    | \$ -                    | \$ -                           | \$ -                       | \$ -                     | \$ 631.78                | \$ -                            | \$ 631.78                   | \$ 631.78                            |
| Myers, Charles H II  | 53-09-02-200-087.000-015 |        | 1A              | N  | \$ -                    | \$ -                    | \$ -                           | \$ -                       | \$ 141.41                | \$ -                     | \$ -                            | \$ 141.41                   | \$ 141.41                            |
| Robertson, Erika Marie   | 53-09-02-200-135.000-015 |        | 1A              | N  | \$ -                    | \$ -                    | \$ -                           | \$ -                       | \$ 22.17                 | \$ -                     | \$ -                            | \$ 22.17                    | \$ 22.17                             |
| Robertson, Erika M   | 53-09-02-200-018.000-015 |        | 1A              | Y  | \$ -                    | \$ -                    | \$ -                           | \$ -                       | \$ -                     | \$ -                     | \$ -                            | \$ -                        | \$ -                                 |
| Fieldstone Community Assoc Inc   | 53-09-02-200-128.000-015 |        | 1A              | N  | \$ -                    | \$ -                    | \$ -                           | \$ -                       | \$ -                     | \$ 3.50                  | \$ -                            | \$ 3.50                     | \$ 3.50                              |
| Moore, Jeffrey A & Laura S   | 53-09-02-201-017.000-015 | 1749   | 1A              | N  | \$ -                    | \$ -                    | \$ -                           | \$ -                       | \$ 311.61                | \$ -                     | \$ -                            | \$ 311.61                   | \$ 311.61                            |



# City of Bloomington

## Area #1A: South-West Annexation Area - Circuit Breaker Impacts Analysis



| Owner Name  | Parcel #                 | Waiver | Annexation Area | AG | Pre-Annex 1% CB Credits | Pre-Annex 2% CB Credits | Pre-Annex 65 & Over CB Credits | Pre-Annex Total CB Credits | Post-Annex 1% CB Credits | Post-Annex 2% CB Credits | Post-Annex 65 & Over CB Credits | Post-Annex Total CB Credits | Total Post-Annex CB Credits Increase |
|---|--------------------------|--------|-----------------|----|-------------------------|-------------------------|--------------------------------|----------------------------|--------------------------|--------------------------|---------------------------------|-----------------------------|--------------------------------------|
| Berin, Michael P & Maria M  | 53-09-02-201-014.000-015 | 1748   | 1A              | N  | \$ -                    | \$ -                    | \$ -                           | \$ -                       | \$ -                     | \$ -                     | \$ -                            | \$ -                        | \$ -                                 |
| Moghe, Nilesh   | 53-01-63-041-141.000-015 | 2331   | 1A              | N  | \$ -                    | \$ -                    | \$ -                           | \$ -                       | \$ 6.69                  | \$ -                     | \$ -                            | \$ 6.69                     | \$ 6.69                              |
| Clendening, Barbara & Kenneth D & Clendening, Jeffrey D                           | 53-01-63-041-142.000-015 | 2331   | 1A              | N  | \$ -                    | \$ -                    | \$ -                           | \$ -                       | \$ -                     | \$ -                     | \$ -                            | \$ -                        | \$ -                                 |
| Daniels, Michael J  | 53-01-63-041-143.000-015 | 2331   | 1A              | N  | \$ -                    | \$ -                    | \$ -                           | \$ -                       | \$ -                     | \$ -                     | \$ -                            | \$ -                        | \$ -                                 |
| Ramineni, Sandeep K   | 53-01-63-041-144.000-015 | 2331   | 1A              | N  | \$ -                    | \$ -                    | \$ -                           | \$ -                       | \$ 34.77                 | \$ -                     | \$ -                            | \$ 34.77                    | \$ 34.77                             |
| Dunbar, Carol A   | 53-01-63-041-145.000-015 | 2331   | 1A              | N  | \$ -                    | \$ -                    | \$ -                           | \$ -                       | \$ 86.98                 | \$ -                     | \$ -                            | \$ 86.98                    | \$ 86.98                             |
| Moore, Chad A   | 53-01-63-041-146.000-015 | 2331   | 1A              | N  | \$ -                    | \$ -                    | \$ -                           | \$ -                       | \$ 15.03                 | \$ -                     | \$ -                            | \$ 15.03                    | \$ 15.03                             |
| Cutliff, Randal L & Vicki M   | 53-01-63-041-149.000-015 | 2331   | 1A              | N  | \$ -                    | \$ -                    | \$ -                           | \$ -                       | \$ -                     | \$ -                     | \$ -                            | \$ -                        | \$ -                                 |
| Raybould, Jeffrey A & Brooke E  | 53-09-02-201-016.000-015 |        | 1A              | N  | \$ -                    | \$ -                    | \$ -                           | \$ -                       | \$ -                     | \$ -                     | \$ -                            | \$ -                        | \$ -                                 |
| Hallard, Jennifer C   | 53-09-02-201-007.000-015 |        | 1A              | N  | \$ -                    | \$ -                    | \$ -                           | \$ -                       | \$ 16.78                 | \$ -                     | \$ -                            | \$ 16.78                    | \$ 16.78                             |
| Werczynski, Mark A & Lavellette A Trust   | 53-09-02-201-011.000-015 |        | 1A              | N  | \$ -                    | \$ -                    | \$ -                           | \$ -                       | \$ -                     | \$ -                     | \$ -                            | \$ -                        | \$ -                                 |
| Tegeler, Robert M   | 53-09-02-201-013.000-015 |        | 1A              | N  | \$ -                    | \$ -                    | \$ -                           | \$ -                       | \$ -                     | \$ -                     | \$ -                            | \$ -                        | \$ -                                 |
| Srygley, Jeremiah   | 53-09-02-201-008.000-015 | 2410   | 1A              | N  | \$ -                    | \$ -                    | \$ -                           | \$ -                       | \$ -                     | \$ -                     | \$ -                            | \$ -                        | \$ -                                 |
| Pani, Alejandrina   | 53-09-02-201-003.000-015 | 1772   | 1A              | N  | \$ -                    | \$ -                    | \$ -                           | \$ -                       | \$ 28.63                 | \$ -                     | \$ -                            | \$ 28.63                    | \$ 28.63                             |
| Sciscoe, Cheryl   | 53-09-02-200-033.000-015 |        | 1A              | N  | \$ -                    | \$ -                    | \$ -                           | \$ -                       | \$ 22.92                 | \$ -                     | \$ -                            | \$ 22.92                    | \$ 22.92                             |
| Brock, Mary Anne  | 53-09-02-200-059.000-015 | 1510   | 1A              | N  | \$ -                    | \$ -                    | \$ -                           | \$ -                       | \$ -                     | \$ -                     | \$ -                            | \$ -                        | \$ -                                 |
| Grote, Dale J & Diane   | 53-09-02-200-001.044-015 | 1509   | 1A              | N  | \$ -                    | \$ -                    | \$ -                           | \$ -                       | \$ -                     | \$ -                     | \$ -                            | \$ -                        | \$ -                                 |
| Stroud, Charles Anthony & Michelle D  | 53-09-02-200-006.001-015 |        | 1A              | N  | \$ -                    | \$ -                    | \$ -                           | \$ -                       | \$ -                     | \$ -                     | \$ -                            | \$ -                        | \$ -                                 |
| Van Doren, Richard & Susan E  | 53-09-02-200-045.000-015 |        | 1A              | N  | \$ -                    | \$ -                    | \$ -                           | \$ -                       | \$ -                     | \$ 498.87                | \$ -                            | \$ 498.87                   | \$ 498.87                            |
| Teague, Derek   | 53-09-02-200-107.000-015 | 1510   | 1A              | N  | \$ -                    | \$ -                    | \$ -                           | \$ -                       | \$ -                     | \$ -                     | \$ -                            | \$ -                        | \$ -                                 |
| Leach, Shirley A  | 53-09-02-200-013.000-015 | 1555   | 1A              | N  | \$ -                    | \$ -                    | \$ 545.00                      | \$ 545.00                  | \$ -                     | \$ -                     | \$ 1,155.72                     | \$ 1,155.72                 | \$ 610.72                            |
| McKillen, James M; Monroe, Lara Olivia  | 53-09-02-200-132.000-015 | 1529   | 1A              | N  | \$ -                    | \$ -                    | \$ -                           | \$ -                       | \$ -                     | \$ 353.19                | \$ -                            | \$ 353.19                   | \$ 353.19                            |
| Harvey, John J  | 53-09-02-200-002.050-015 |        | 1A              | N  | \$ -                    | \$ -                    | \$ -                           | \$ -                       | \$ -                     | \$ -                     | \$ -                            | \$ -                        | \$ -                                 |
| Higdon, Donald W Jr & Cynthia K   | 53-09-02-200-146.000-015 | 1556   | 1A              | N  | \$ -                    | \$ -                    | \$ -                           | \$ -                       | \$ 68.12                 | \$ -                     | \$ -                            | \$ 68.12                    | \$ 68.12                             |
| Ross, Patricia J (49% interest); Ross, Brian L (49% interest); Ross, Jared L (2%) | 53-01-63-041-169.000-015 | 2331   | 1A              | N  | \$ -                    | \$ -                    | \$ -                           | \$ -                       | \$ 54.95                 | \$ -                     | \$ -                            | \$ 54.95                    | \$ 54.95                             |
| Martin, David A & Pyle, Lindsey C   | 53-01-63-041-170.000-015 | 2331   | 1A              | N  | \$ -                    | \$ -                    | \$ -                           | \$ -                       | \$ 18.09                 | \$ -                     | \$ -                            | \$ 18.09                    | \$ 18.09                             |
| Otto, Tony S; Yoho, Keenan D; w//e Otto, Sharon A                                 | 53-01-63-041-171.000-015 | 2331   | 1A              | N  | \$ -                    | \$ -                    | \$ -                           | \$ -                       | \$ -                     | \$ -                     | \$ -                            | \$ -                        | \$ -                                 |
| Cash, Sandra K  | 53-01-63-041-172.000-015 | 2331   | 1A              | N  | \$ -                    | \$ -                    | \$ -                           | \$ -                       | \$ 18.09                 | \$ -                     | \$ -                            | \$ 18.09                    | \$ 18.09                             |
| Deboer, Geert & Gepke   | 53-01-63-041-173.000-015 | 2331   | 1A              | N  | \$ -                    | \$ -                    | \$ 103.00                      | \$ 103.00                  | \$ -                     | \$ -                     | \$ 623.73                       | \$ 623.73                   | \$ 520.73                            |
| Adams, Alvin Sr & Eunice N  | 53-01-63-041-174.000-015 | 2331   | 1A              | N  | \$ -                    | \$ -                    | \$ -                           | \$ -                       | \$ -                     | \$ 408.00                | \$ -                            | \$ 408.00                   | \$ 408.00                            |
| Cruz, Carlos Antonio & Leticia Arizmendi Sanchez                                  | 53-01-63-041-175.000-015 | 2331   | 1A              | N  | \$ -                    | \$ -                    | \$ -                           | \$ -                       | \$ -                     | \$ -                     | \$ -                            | \$ -                        | \$ -                                 |
| De Rivera Lajous, Luis Alberto Nino   | 53-09-01-209-065.000-015 |        | 1A              | N  | \$ -                    | \$ -                    | \$ -                           | \$ -                       | \$ -                     | \$ 301.12                | \$ -                            | \$ 301.12                   | \$ 301.12                            |
| Himes, Michael Shane II & Kaitlin Michelle  | 53-09-01-209-063.000-015 |        | 1A              | N  | \$ -                    | \$ -                    | \$ -                           | \$ -                       | \$ 24.24                 | \$ -                     | \$ -                            | \$ 24.24                    | \$ 24.24                             |
| Myers, Thomas E   | 53-09-02-300-001.000-015 |        | 1A              | N  | \$ -                    | \$ -                    | \$ -                           | \$ -                       | \$ 1,033.74              | \$ -                     | \$ -                            | \$ 1,033.74                 | \$ 1,033.74                          |
| Reid, Jacob A; Lacy, Josie K  | 53-09-02-200-086.000-015 | 1585   | 1A              | N  | \$ -                    | \$ -                    | \$ -                           | \$ -                       | \$ 375.80                | \$ -                     | \$ -                            | \$ 375.80                   | \$ 375.80                            |
| Kinder, Jennifer L  | 53-09-02-200-163.000-015 | 1559   | 1A              | N  | \$ -                    | \$ -                    | \$ -                           | \$ -                       | \$ -                     | \$ 466.58                | \$ -                            | \$ 466.58                   | \$ 466.58                            |
| Emmons, Saben L   | 53-09-02-200-160.000-015 |        | 1A              | N  | \$ -                    | \$ -                    | \$ -                           | \$ -                       | \$ -                     | \$ -                     | \$ -                            | \$ -                        | \$ -                                 |
| Green, Jacob M & Christina R  | 53-09-02-200-159.000-015 | 1510   | 1A              | N  | \$ -                    | \$ -                    | \$ -                           | \$ -                       | \$ 39.31                 | \$ -                     | \$ -                            | \$ 39.31                    | \$ 39.31                             |
| Fish, Jason A & Angie L   | 53-09-02-200-027.000-015 |        | 1A              | N  | \$ -                    | \$ -                    | \$ -                           | \$ -                       | \$ 132.31                | \$ -                     | \$ -                            | \$ 132.31                   | \$ 132.31                            |
| Davis, Amy L  | 53-09-02-100-003.105-015 | 2309   | 1A              | N  | \$ -                    | \$ -                    | \$ -                           | \$ -                       | \$ 463.84                | \$ -                     | \$ -                            | \$ 463.84                   | \$ 463.84                            |
| Helming, Dean   | 53-09-02-100-003.106-015 | 2309   | 1A              | N  | \$ -                    | \$ -                    | \$ -                           | \$ -                       | \$ 576.61                | \$ -                     | \$ -                            | \$ 576.61                   | \$ 576.61                            |
| Johnson, Timothy M & Sara D   | 53-09-02-100-003.107-015 | 2309   | 1A              | N  | \$ -                    | \$ -                    | \$ -                           | \$ -                       | \$ 597.22                | \$ -                     | \$ -                            | \$ 597.22                   | \$ 597.22                            |



# City of Bloomington

## Area #1A: South-West Annexation Area - Circuit Breaker Impacts Analysis



| Owner Name                                | Parcel #                 | Waiver | Annexation Area | AG | Pre-Annex 1% CB Credits | Pre-Annex 2% CB Credits | Pre-Annex 65 & Over CB Credits | Pre-Annex Total CB Credits | Post-Annex 1% CB Credits | Post-Annex 2% CB Credits | Post-Annex 65 & Over CB Credits | Post-Annex Total CB Credits | Total Post-Annex CB Credits Increase |
|---|--------------------------|--------|-----------------|----|-------------------------|-------------------------|--------------------------------|----------------------------|--------------------------|--------------------------|---------------------------------|-----------------------------|--------------------------------------|
| Dunn, Clifford R & Melissa R Johnson      | 53-09-02-100-003.108-015 | 2309   | 1A              | N  | \$ -                    | \$ -                    | \$ -                           | \$ -                       | \$ 794.64                | \$ -                     | \$ -                            | \$ 794.64                   | \$ 794.64                            |
| Cauffman, Kelly                           | 53-09-02-400-003.109-015 | 2309   | 1A              | N  | \$ -                    | \$ -                    | \$ -                           | \$ -                       | \$ 634.50                | \$ -                     | \$ -                            | \$ 634.50                   | \$ 634.50                            |
| Mushir, Nadeem & Nadeem, Fatima           | 53-09-02-400-003.110-015 | 2309   | 1A              | N  | \$ -                    | \$ -                    | \$ -                           | \$ -                       | \$ 651.62                | \$ -                     | \$ -                            | \$ 651.62                   | \$ 651.62                            |
| Stogdill, James & Alexis                  | 53-09-02-400-003.111-015 | 2309   | 1A              | N  | \$ -                    | \$ -                    | \$ -                           | \$ -                       | \$ 783.24                | \$ -                     | \$ -                            | \$ 783.24                   | \$ 783.24                            |
| Stegemoller, Kevin J & Kelly R            | 53-09-02-400-003.112-015 | 2309   | 1A              | N  | \$ -                    | \$ -                    | \$ -                           | \$ -                       | \$ 757.34                | \$ -                     | \$ -                            | \$ 757.34                   | \$ 757.34                            |
| Baker, Sharon L                           | 53-09-02-400-003.113-015 | 2309   | 1A              | N  | \$ -                    | \$ -                    | \$ -                           | \$ -                       | \$ 366.89                | \$ -                     | \$ -                            | \$ 366.89                   | \$ 366.89                            |
| Freeman, Connor & Rubycz, Adriana         | 53-09-02-400-003.114-015 | 2309   | 1A              | N  | \$ -                    | \$ -                    | \$ -                           | \$ -                       | \$ 681.45                | \$ -                     | \$ -                            | \$ 681.45                   | \$ 681.45                            |
| Plunkett, Nicole A                        | 53-09-02-400-003.115-015 | 2309   | 1A              | N  | \$ -                    | \$ -                    | \$ -                           | \$ -                       | \$ 688.47                | \$ -                     | \$ -                            | \$ 688.47                   | \$ 688.47                            |
| Meek, Brian K & Kammie K                  | 53-09-02-400-003.116-015 | 2309   | 1A              | N  | \$ -                    | \$ -                    | \$ -                           | \$ -                       | \$ 1,106.14              | \$ -                     | \$ -                            | \$ 1,106.14                 | \$ 1,106.14                          |
| Brosher, James Thomas & Barbara Joy       | 53-09-02-400-003.117-015 | 2309   | 1A              | N  | \$ -                    | \$ -                    | \$ -                           | \$ -                       | \$ 513.42                | \$ -                     | \$ -                            | \$ 513.42                   | \$ 513.42                            |
| Deremiah, Ronald J & Kathy L              | 53-09-02-400-003.118-015 | 2309   | 1A              | N  | \$ -                    | \$ -                    | \$ -                           | \$ -                       | \$ 558.16                | \$ -                     | \$ -                            | \$ 558.16                   | \$ 558.16                            |
| Good, Logan & Hicks, Ann Theresa          | 53-09-02-400-003.119-015 | 2309   | 1A              | N  | \$ -                    | \$ -                    | \$ -                           | \$ -                       | \$ 156.29                | \$ -                     | \$ -                            | \$ 156.29                   | \$ 156.29                            |
| Thrasher, Talytha                         | 53-09-02-400-003.120-015 | 2309   | 1A              | N  | \$ -                    | \$ -                    | \$ -                           | \$ -                       | \$ 384.00                | \$ -                     | \$ -                            | \$ 384.00                   | \$ 384.00                            |
| Culpepper, Colette                        | 53-09-02-400-003.121-015 | 2309   | 1A              | N  | \$ -                    | \$ -                    | \$ -                           | \$ -                       | \$ 686.72                | \$ -                     | \$ -                            | \$ 686.72                   | \$ 686.72                            |
| Reader, Terry L Jr & Caroline Mulhall     | 53-09-02-400-003.122-015 | 2309   | 1A              | N  | \$ -                    | \$ -                    | \$ -                           | \$ -                       | \$ 664.78                | \$ -                     | \$ -                            | \$ 664.78                   | \$ 664.78                            |
| Walls, Jamie                              | 53-09-02-400-003.123-015 | 2309   | 1A              | N  | \$ -                    | \$ -                    | \$ -                           | \$ -                       | \$ 402.42                | \$ -                     | \$ -                            | \$ 402.42                   | \$ 402.42                            |
| Akou, Heather M                           | 53-09-02-400-003.124-015 | 2309   | 1A              | N  | \$ -                    | \$ -                    | \$ -                           | \$ -                       | \$ 563.87                | \$ -                     | \$ -                            | \$ 563.87                   | \$ 563.87                            |
| Simon, Nathan                             | 53-09-01-202-006.000-015 |        | 1A              | N  | \$ -                    | \$ -                    | \$ -                           | \$ -                       | \$ -                     | \$ 367.70                | \$ -                            | \$ 367.70                   | \$ 367.70                            |
| Small Town Properties LLC                 | 53-09-01-202-003.000-015 |        | 1A              | N  | \$ -                    | \$ -                    | \$ -                           | \$ -                       | \$ -                     | \$ 289.36                | \$ -                            | \$ 289.36                   | \$ 289.36                            |
| Sink, Mark Alan                           | 53-09-01-202-001.000-015 |        | 1A              | N  | \$ -                    | \$ -                    | \$ -                           | \$ -                       | \$ -                     | \$ -                     | \$ -                            | \$ -                        | \$ -                                 |
| Higham, Teresa A & Andrew M               | 53-09-01-209-064.000-015 |        | 1A              | N  | \$ -                    | \$ -                    | \$ -                           | \$ -                       | \$ 183.95                | \$ -                     | \$ -                            | \$ 183.95                   | \$ 183.95                            |
| Jacobs, Jo Anne                           | 53-09-02-400-003.125-015 | 2309   | 1A              | N  | \$ -                    | \$ -                    | \$ -                           | \$ -                       | \$ 604.57                | \$ -                     | \$ -                            | \$ 604.57                   | \$ 604.57                            |
| Herr, Nathan                              | 53-09-01-211-030.000-015 |        | 1A              | N  | \$ -                    | \$ -                    | \$ -                           | \$ -                       | \$ -                     | \$ -                     | \$ -                            | \$ -                        | \$ -                                 |
| Inman, Dennis R & Irene E                 | 53-09-01-302-015.000-015 |        | 1A              | N  | \$ -                    | \$ -                    | \$ -                           | \$ -                       | \$ -                     | \$ 229.03                | \$ -                            | \$ 229.03                   | \$ 229.03                            |
| Stille, Diana E                           | 53-09-02-100-001.000-015 |        | 1A              | N  | \$ -                    | \$ -                    | \$ -                           | \$ -                       | \$ -                     | \$ -                     | \$ -                            | \$ -                        | \$ -                                 |
| LTB Holdings LLC                          | 53-09-12-300-031.000-015 |        | 1A              | N  | \$ -                    | \$ -                    | \$ -                           | \$ -                       | \$ -                     | \$ 467.58                | \$ -                            | \$ 467.58                   | \$ 467.58                            |
| Baker, Eugene                             | 53-09-01-213-013.000-015 |        | 1A              | N  | \$ -                    | \$ -                    | \$ -                           | \$ -                       | \$ -                     | \$ 296.99                | \$ -                            | \$ 296.99                   | \$ 296.99                            |
| Blake, Tadd A & Lanelle Joyce             | 53-09-01-212-026.000-015 |        | 1A              | N  | \$ -                    | \$ -                    | \$ 638.00                      | \$ 638.00                  | \$ -                     | \$ -                     | \$ -                            | \$ -                        | \$ (638.00)                          |
| Martin, Joyce M                           | 53-09-01-209-013.000-015 |        | 1A              | N  | \$ -                    | \$ -                    | \$ -                           | \$ -                       | \$ -                     | \$ -                     | \$ -                            | \$ -                        | \$ -                                 |
| Homeland Design LLC                       | 53-09-12-300-065.000-015 |        | 1A              | N  | \$ -                    | \$ -                    | \$ -                           | \$ -                       | \$ -                     | \$ -                     | \$ -                            | \$ -                        | \$ -                                 |
| Keller, Lawrence J.                       | 53-09-01-211-031.000-015 |        | 1A              | N  | \$ -                    | \$ -                    | \$ -                           | \$ -                       | \$ -                     | \$ 392.99                | \$ -                            | \$ 392.99                   | \$ 392.99                            |
| Milhoan, Gary & Barb                      | 53-09-01-302-006.000-015 |        | 1A              | N  | \$ -                    | \$ -                    | \$ -                           | \$ -                       | \$ -                     | \$ 253.31                | \$ -                            | \$ 253.31                   | \$ 253.31                            |
| Payne, Lisa C                             | 53-09-01-211-025.000-015 |        | 1A              | N  | \$ -                    | \$ -                    | \$ -                           | \$ -                       | \$ -                     | \$ -                     | \$ -                            | \$ -                        | \$ -                                 |
| Johnson, Reid Cole                        | 53-09-01-209-009.000-015 |        | 1A              | N  | \$ -                    | \$ -                    | \$ -                           | \$ -                       | \$ -                     | \$ -                     | \$ -                            | \$ -                        | \$ -                                 |
| Reyes, Julio Victor & Kati Lynn           | 53-09-01-209-056.000-015 |        | 1A              | N  | \$ -                    | \$ -                    | \$ -                           | \$ -                       | \$ 8.01                  | \$ -                     | \$ -                            | \$ 8.01                     | \$ 8.01                              |
| Janson, Eleanor M. & Bex, Janet           | 53-09-01-202-013.000-015 |        | 1A              | N  | \$ -                    | \$ -                    | \$ -                           | \$ -                       | \$ -                     | \$ -                     | \$ -                            | \$ -                        | \$ -                                 |
| Daanen, Nicholas                          | 53-09-01-300-031.000-015 |        | 1A              | N  | \$ -                    | \$ -                    | \$ -                           | \$ -                       | \$ -                     | \$ -                     | \$ -                            | \$ -                        | \$ -                                 |
| Cleary, William G                         | 53-09-01-300-012.000-015 |        | 1A              | N  | \$ -                    | \$ -                    | \$ -                           | \$ -                       | \$ -                     | \$ -                     | \$ -                            | \$ -                        | \$ -                                 |
| Goen, Dennis L & Irene                    | 53-09-01-211-040.000-015 |        | 1A              | N  | \$ -                    | \$ -                    | \$ -                           | \$ -                       | \$ -                     | \$ -                     | \$ -                            | \$ -                        | \$ -                                 |
| Crider, Steven D. & Lana K.               | 53-09-01-209-032.000-015 |        | 1A              | N  | \$ -                    | \$ -                    | \$ 58.00                       | \$ 58.00                   | \$ -                     | \$ -                     | \$ 664.92                       | \$ 664.92                   | \$ 606.92                            |
| Liu, Yan Hua                              | 53-09-12-201-023.000-015 |        | 1A              | N  | \$ -                    | \$ -                    | \$ -                           | \$ -                       | \$ -                     | \$ -                     | \$ -                            | \$ -                        | \$ -                                 |
| Githiri, Virginia T                       | 53-09-01-213-031.000-015 |        | 1A              | N  | \$ -                    | \$ -                    | \$ -                           | \$ -                       | \$ 35.21                 | \$ -                     | \$ -                            | \$ 35.21                    | \$ 35.21                             |
| Hall, James Leroy                         | 53-09-01-302-007.000-015 |        | 1A              | N  | \$ -                    | \$ -                    | \$ -                           | \$ -                       | \$ -                     | \$ -                     | \$ -                            | \$ -                        | \$ -                                 |
| Holmstrom, Clay D                         | 53-04-25-300-010.000-011 | 1808   | 1A              | N  | \$ -                    | \$ -                    | \$ -                           | \$ -                       | \$ -                     | \$ -                     | \$ -                            | \$ -                        | \$ -                                 |
| Board Of Commissioners Monroe County, The | 53-04-25-300-014.000-011 |        | 1A              | N  | \$ -                    | \$ -                    | \$ -                           | \$ -                       | \$ -                     | \$ -                     | \$ -                            | \$ -                        | \$ -                                 |
| Comingore, Scott Edward                   | 53-04-36-303-092.000-011 |        | 1A              | N  | \$ -                    | \$ -                    | \$ -                           | \$ -                       | \$ 262.98                | \$ -                     | \$ -                            | \$ 262.98                   | \$ 262.98                            |
| Johnson, Kathie & Greg S                  | 53-04-36-301-011.000-011 |        | 1A              | N  | \$ -                    | \$ -                    | \$ 264.00                      | \$ 264.00                  | \$ -                     | \$ -                     | \$ 547.97                       | \$ 547.97                   | \$ 283.97                            |

# City of Bloomington

## Area #1A: South-West Annexation Area - Circuit Breaker Impacts Analysis



| Owner Name  | Parcel #                 | Waiver | Annexation Area | AG | Pre-Annex 1% CB Credits | Pre-Annex 2% CB Credits | Pre-Annex 65 & Over CB Credits | Pre-Annex Total CB Credits | Post-Annex 1% CB Credits | Post-Annex 2% CB Credits | Post-Annex 65 & Over CB Credits | Post-Annex Total CB Credits | Total Post-Annex CB Credits Increase |
|---|--------------------------|--------|-----------------|----|-------------------------|-------------------------|--------------------------------|----------------------------|--------------------------|--------------------------|---------------------------------|-----------------------------|--------------------------------------|
| Futurity Real Estate Investments, LLC                       | 53-00-72-224-000.000-011 |        | 1A              | N  | \$ -                    | \$ 1,002.97             | \$ -                           | \$ 1,002.97                | \$ -                     | \$ 719.87                | \$ -                            | \$ 719.87                   | \$ (283.10)                          |
| Munger, Darla Kay   | 53-04-36-303-066.000-011 |        | 1A              | N  | \$ -                    | \$ -                    | \$ -                           | \$ -                       | \$ -                     | \$ -                     | \$ -                            | \$ -                        | \$ -                                 |
| Jacobs, Larry D & Debra C                                   | 53-09-01-213-026.000-015 |        | 1A              | N  | \$ -                    | \$ -                    | \$ -                           | \$ -                       | \$ -                     | \$ -                     | \$ -                            | \$ -                        | \$ -                                 |
| Freeman, Keith A & Kristina A                               | 53-09-12-201-012.000-015 |        | 1A              | N  | \$ -                    | \$ -                    | \$ -                           | \$ -                       | \$ -                     | \$ -                     | \$ -                            | \$ -                        | \$ -                                 |
| Arnett, Richard R. & Irene                                  | 53-09-02-101-011.000-015 |        | 1A              | N  | \$ -                    | \$ -                    | \$ -                           | \$ -                       | \$ 154.71                | \$ -                     | \$ -                            | \$ 154.71                   | \$ 154.71                            |
| Boruff, Donald & Lucille J.                                 | 53-09-01-209-055.000-015 |        | 1A              | N  | \$ -                    | \$ -                    | \$ 345.00                      | \$ 345.00                  | \$ -                     | \$ -                     | \$ 901.32                       | \$ 901.32                   | \$ 556.32                            |
| Smith, Samuel J & Abigail L                                 | 53-09-01-211-015.000-015 |        | 1A              | N  | \$ -                    | \$ -                    | \$ -                           | \$ -                       | \$ -                     | \$ -                     | \$ -                            | \$ -                        | \$ -                                 |
| Beck, Christopher D & Sarah P                               | 53-09-11-102-029.000-015 |        | 1A              | N  | \$ -                    | \$ -                    | \$ -                           | \$ -                       | \$ 352.81                | \$ -                     | \$ -                            | \$ 352.81                   | \$ 352.81                            |
| Carter, Robert K & Ruth Ann                                 | 53-09-11-102-006.000-015 | 1746   | 1A              | N  | \$ -                    | \$ -                    | \$ -                           | \$ -                       | \$ 119.14                | \$ -                     | \$ -                            | \$ 119.14                   | \$ 119.14                            |
| Dallas, Sheri A. & Rhett Matthew                            | 53-09-11-102-019.000-015 | 1744   | 1A              | N  | \$ -                    | \$ -                    | \$ -                           | \$ -                       | \$ 167.26                | \$ -                     | \$ -                            | \$ 167.26                   | \$ 167.26                            |
| Myers, Robert M & Alisica D                                 | 53-09-11-102-024.000-015 | 2150   | 1A              | N  | \$ -                    | \$ -                    | \$ -                           | \$ -                       | \$ 270.19                | \$ -                     | \$ -                            | \$ 270.19                   | \$ 270.19                            |
| Hagerty, Nathan J & Tanya K                                 | 53-09-11-102-025.000-015 | 1746   | 1A              | N  | \$ -                    | \$ -                    | \$ -                           | \$ -                       | \$ 161.26                | \$ -                     | \$ -                            | \$ 161.26                   | \$ 161.26                            |
| Sowapark, Montalee  | 53-09-11-102-002.000-015 | 1692   | 1A              | N  | \$ -                    | \$ -                    | \$ -                           | \$ -                       | \$ 259.97                | \$ -                     | \$ -                            | \$ 259.97                   | \$ 259.97                            |
| Wilbur, Linda Sue & Jochim, Jerald M                        | 53-09-11-102-005.000-015 | 2096   | 1A              | N  | \$ -                    | \$ -                    | \$ -                           | \$ -                       | \$ 284.55                | \$ -                     | \$ -                            | \$ 284.55                   | \$ 284.55                            |
| Conley, Benjamin Ryan & Stephanie                           | 53-09-11-102-009.000-015 | 2137   | 1A              | N  | \$ -                    | \$ -                    | \$ -                           | \$ -                       | \$ 59.07                 | \$ -                     | \$ -                            | \$ 59.07                    | \$ 59.07                             |
| Kay, Tamara L & Christopher Crabtree                        | 53-09-11-102-020.000-015 | 2049   | 1A              | N  | \$ -                    | \$ -                    | \$ -                           | \$ -                       | \$ 131.29                | \$ -                     | \$ -                            | \$ 131.29                   | \$ 131.29                            |
| Pennington, Ronald A  | 53-09-11-102-008.000-015 |        | 1A              | N  | \$ -                    | \$ -                    | \$ -                           | \$ -                       | \$ 37.84                 | \$ -                     | \$ -                            | \$ 37.84                    | \$ 37.84                             |
| Hunter, Susan J & Richard W                                 | 53-09-11-102-007.000-015 |        | 1A              | N  | \$ -                    | \$ -                    | \$ -                           | \$ -                       | \$ 161.65                | \$ -                     | \$ -                            | \$ 161.65                   | \$ 161.65                            |
| Pursell, Robert G & Miranda L                               | 53-09-11-102-018.000-015 |        | 1A              | N  | \$ -                    | \$ -                    | \$ -                           | \$ -                       | \$ 367.76                | \$ -                     | \$ -                            | \$ 367.76                   | \$ 367.76                            |
| Leonard, Larry W & Stephanie A                              | 53-09-11-102-023.000-015 | 2056   | 1A              | N  | \$ -                    | \$ -                    | \$ -                           | \$ -                       | \$ 64.60                 | \$ -                     | \$ -                            | \$ 64.60                    | \$ 64.60                             |
| Spice, J Brian & Melinda D                                  | 53-09-11-102-001.000-015 | 2109   | 1A              | N  | \$ -                    | \$ -                    | \$ -                           | \$ -                       | \$ 332.96                | \$ -                     | \$ -                            | \$ 332.96                   | \$ 332.96                            |
| Fesler, Jonathon B  | 53-09-11-102-012.000-015 | 2019   | 1A              | N  | \$ -                    | \$ -                    | \$ -                           | \$ -                       | \$ 206.30                | \$ -                     | \$ -                            | \$ 206.30                   | \$ 206.30                            |
| Potter, Maureen E   | 53-09-11-103-010.000-015 | 1976   | 1A              | N  | \$ -                    | \$ -                    | \$ -                           | \$ -                       | \$ 210.24                | \$ -                     | \$ -                            | \$ 210.24                   | \$ 210.24                            |
| Tucker, William A & Julia E                                 | 53-09-11-103-012.000-015 | 1998   | 1A              | N  | \$ -                    | \$ -                    | \$ -                           | \$ -                       | \$ 422.59                | \$ -                     | \$ -                            | \$ 422.59                   | \$ 422.59                            |
| Crum, Benjamin W & Michal L                                 | 53-09-11-103-009.000-015 | 2110   | 1A              | N  | \$ -                    | \$ -                    | \$ -                           | \$ -                       | \$ 330.47                | \$ -                     | \$ -                            | \$ 330.47                   | \$ 330.47                            |
| Rajaravivarma, Omshri                                       | 53-09-11-103-014.000-015 | 1940   | 1A              | N  | \$ -                    | \$ -                    | \$ -                           | \$ -                       | \$ 254.58                | \$ -                     | \$ -                            | \$ 254.58                   | \$ 254.58                            |
| Cook, Peter T Revocable Living Trust                        | 53-09-11-103-001.000-015 | 2450   | 1A              | N  | \$ -                    | \$ -                    | \$ -                           | \$ -                       | \$ 230.73                | \$ -                     | \$ -                            | \$ 230.73                   | \$ 230.73                            |
| Linn, David C w/l/e; Linn, David Peter w/l/e; & Linn, Ethan | 53-09-01-212-022.000-015 |        | 1A              | N  | \$ -                    | \$ -                    | \$ -                           | \$ -                       | \$ -                     | \$ 377.97                | \$ -                            | \$ 377.97                   | \$ 377.97                            |
| Davis, Donald F Sr & Rosemary W                             | 53-09-01-209-024.000-015 |        | 1A              | N  | \$ -                    | \$ -                    | \$ -                           | \$ -                       | \$ 36.52                 | \$ -                     | \$ -                            | \$ 36.52                    | \$ 36.52                             |
| Allen, Donald S   | 53-09-01-213-011.000-015 |        | 1A              | N  | \$ -                    | \$ -                    | \$ -                           | \$ -                       | \$ -                     | \$ 283.35                | \$ -                            | \$ 283.35                   | \$ 283.35                            |
| Arthur, Linda M W / L / E Esther L Parsons                  | 53-09-01-202-031.000-015 |        | 1A              | N  | \$ -                    | \$ -                    | \$ 539.00                      | \$ 539.00                  | \$ -                     | \$ -                     | \$ 1,168.22                     | \$ 1,168.22                 | \$ 629.22                            |
| Wellman, James Bradley & Elese Fields                       | 53-09-03-103-002.000-015 | 2273   | 1A              | N  | \$ -                    | \$ -                    | \$ -                           | \$ -                       | \$ 17.50                 | \$ -                     | \$ -                            | \$ 17.50                    | \$ 17.50                             |
| Reschke, Det Lef A & Laura                                  | 53-01-63-041-125.000-015 | 2332   | 1A              | N  | \$ -                    | \$ -                    | \$ -                           | \$ -                       | \$ -                     | \$ -                     | \$ -                            | \$ -                        | \$ -                                 |
| Huffman, Michael K & Lorrie J                               | 53-01-63-041-126.000-015 | 2331   | 1A              | N  | \$ -                    | \$ -                    | \$ -                           | \$ -                       | \$ -                     | \$ -                     | \$ -                            | \$ -                        | \$ -                                 |
| Locasto, Christina  | 53-01-63-041-127.000-015 | 2333   | 1A              | N  | \$ -                    | \$ -                    | \$ -                           | \$ -                       | \$ 0.98                  | \$ -                     | \$ -                            | \$ 0.98                     | \$ 0.98                              |
| Glasscock, Glenn E & Marnee J                               | 53-01-63-041-128.000-015 | 2330   | 1A              | N  | \$ -                    | \$ -                    | \$ -                           | \$ -                       | \$ 0.98                  | \$ -                     | \$ -                            | \$ 0.98                     | \$ 0.98                              |
| Skirvin, Larry E & Debra K                                  | 53-01-63-041-129.000-015 | 2331   | 1A              | N  | \$ -                    | \$ -                    | \$ -                           | \$ -                       | \$ -                     | \$ -                     | \$ -                            | \$ -                        | \$ -                                 |
| West, Clarence  | 53-01-63-041-130.000-015 | 2331   | 1A              | N  | \$ -                    | \$ -                    | \$ -                           | \$ -                       | \$ 20.29                 | \$ -                     | \$ -                            | \$ 20.29                    | \$ 20.29                             |
| Goode, Jeffrey L  | 53-01-63-041-131.000-015 | 2331   | 1A              | N  | \$ -                    | \$ -                    | \$ -                           | \$ -                       | \$ -                     | \$ -                     | \$ -                            | \$ -                        | \$ -                                 |
| Roberts, Erin E   | 53-01-63-041-132.000-015 | 2331   | 1A              | N  | \$ -                    | \$ -                    | \$ -                           | \$ -                       | \$ 60.64                 | \$ -                     | \$ -                            | \$ 60.64                    | \$ 60.64                             |
| Rotino, Tony R & Tammy J                                    | 53-01-63-041-133.000-015 | 2331   | 1A              | N  | \$ -                    | \$ -                    | \$ -                           | \$ -                       | \$ -                     | \$ -                     | \$ -                            | \$ -                        | \$ -                                 |
| Downs, Leneigha S & Charles H                               | 53-01-63-041-134.000-015 | 2331   | 1A              | N  | \$ -                    | \$ -                    | \$ -                           | \$ -                       | \$ -                     | \$ 434.79                | \$ -                            | \$ 434.79                   | \$ 434.79                            |
| Bell, Laura Ann & James Thomas                              | 53-01-63-041-135.000-015 | 2331   | 1A              | N  | \$ -                    | \$ -                    | \$ -                           | \$ -                       | \$ 25.12                 | \$ -                     | \$ -                            | \$ 25.12                    | \$ 25.12                             |
| Meyer, Jessica E  | 53-01-63-041-139.000-015 | 2331   | 1A              | N  | \$ -                    | \$ -                    | \$ -                           | \$ -                       | \$ 34.77                 | \$ -                     | \$ -                            | \$ 34.77                    | \$ 34.77                             |
| Droppo, Ruth A  | 53-01-63-041-140.000-015 | 2331   | 1A              | N  | \$ -                    | \$ -                    | \$ -                           | \$ -                       | \$ 34.77                 | \$ -                     | \$ -                            | \$ 34.77                    | \$ 34.77                             |

# City of Bloomington

## Area #1A: South-West Annexation Area - Circuit Breaker Impacts Analysis



| Owner Name   | Parcel #                 | Waiver | Annexation Area | AG | Pre-Annex 1% CB Credits | Pre-Annex 2% CB Credits | Pre-Annex 65 & Over CB Credits | Pre-Annex Total CB Credits | Post-Annex 1% CB Credits | Post-Annex 2% CB Credits | Post-Annex 65 & Over CB Credits | Post-Annex Total CB Credits | Total Post-Annex CB Credits Increase |
|--|--------------------------|--------|-----------------|----|-------------------------|-------------------------|--------------------------------|----------------------------|--------------------------|--------------------------|---------------------------------|-----------------------------|--------------------------------------|
| Hover, Betsy A                                     | 53-01-63-041-150.000-015 | 2331   | 1A              | N  | \$ -                    | \$ -                    | \$ -                           | \$ -                       | \$ 15.46                 | \$ -                     | \$ -                            | \$ 15.46                    | \$ 15.46                             |
| Wible, Dale H & Amy D                              | 53-01-63-041-151.000-015 | 2331   | 1A              | N  | \$ -                    | \$ -                    | \$ -                           | \$ -                       | \$ -                     | \$ -                     | \$ -                            | \$ -                        | \$ -                                 |
| Brown, Teretha J                                   | 53-01-63-041-152.000-015 | 2331   | 1A              | N  | \$ -                    | \$ -                    | \$ -                           | \$ -                       | \$ -                     | \$ -                     | \$ -                            | \$ -                        | \$ -                                 |
| Falkenthal Family Trust                            | 53-01-63-041-154.000-015 | 2331   | 1A              | N  | \$ -                    | \$ -                    | \$ -                           | \$ -                       | \$ 222.53                | \$ -                     | \$ -                            | \$ 222.53                   | \$ 222.53                            |
| McGill, Kelly L                                    | 53-01-63-041-155.000-015 | 2331   | 1A              | N  | \$ -                    | \$ -                    | \$ -                           | \$ -                       | \$ -                     | \$ -                     | \$ -                            | \$ -                        | \$ -                                 |
| Fulford, Mary L                                    | 53-01-63-041-156.000-015 | 2331   | 1A              | N  | \$ -                    | \$ -                    | \$ -                           | \$ -                       | \$ -                     | \$ -                     | \$ -                            | \$ -                        | \$ -                                 |
| Richardson, Betty J                                | 53-01-63-041-157.000-015 | 2331   | 1A              | N  | \$ -                    | \$ -                    | \$ -                           | \$ -                       | \$ -                     | \$ -                     | \$ -                            | \$ -                        | \$ -                                 |
| Sego, Daphne D & Barry L                           | 53-01-63-041-158.000-015 | 2331   | 1A              | N  | \$ -                    | \$ -                    | \$ -                           | \$ -                       | \$ 7.12                  | \$ -                     | \$ -                            | \$ 7.12                     | \$ 7.12                              |
| McMillan, Morgan & Paola M Hernandez               | 53-01-63-041-159.000-015 | 2331   | 1A              | N  | \$ -                    | \$ -                    | \$ -                           | \$ -                       | \$ -                     | \$ -                     | \$ -                            | \$ -                        | \$ -                                 |
| Yukawa, Richard K                                  | 53-01-63-041-160.000-015 | 2331   | 1A              | N  | \$ -                    | \$ -                    | \$ -                           | \$ -                       | \$ -                     | \$ -                     | \$ -                            | \$ -                        | \$ -                                 |
| Snoddy, Catherine H                                | 53-01-63-041-161.000-015 | 2331   | 1A              | N  | \$ -                    | \$ -                    | \$ -                           | \$ -                       | \$ -                     | \$ -                     | \$ -                            | \$ -                        | \$ -                                 |
| de Oliveira, Mazias Jr                             | 53-01-63-041-162.000-015 | 2331   | 1A              | N  | \$ -                    | \$ -                    | \$ -                           | \$ -                       | \$ -                     | \$ -                     | \$ -                            | \$ -                        | \$ -                                 |
| Au-Yeung, Mei-Yung                                 | 53-01-63-041-165.000-015 | 2331   | 1A              | N  | \$ -                    | \$ -                    | \$ -                           | \$ -                       | \$ 29.06                 | \$ -                     | \$ -                            | \$ 29.06                    | \$ 29.06                             |
| Hung, Johnny Y                                     | 53-01-63-041-166.000-015 | 2331   | 1A              | N  | \$ -                    | \$ -                    | \$ -                           | \$ -                       | \$ -                     | \$ -                     | \$ -                            | \$ -                        | \$ -                                 |
| Ray, Mary  | 53-01-63-041-167.000-015 | 2331   | 1A              | N  | \$ -                    | \$ -                    | \$ -                           | \$ -                       | \$ -                     | \$ -                     | \$ -                            | \$ -                        | \$ -                                 |
| Lombard, Max S & Jean C                            | 53-01-63-041-168.000-015 | 2331   | 1A              | N  | \$ -                    | \$ -                    | \$ -                           | \$ -                       | \$ -                     | \$ 413.26                | \$ -                            | \$ 413.26                   | \$ 413.26                            |
| Partenheimer, Channing J & Roberta J               | 53-01-63-041-176.000-015 | 2331   | 1A              | N  | \$ -                    | \$ -                    | \$ -                           | \$ -                       | \$ 13.70                 | \$ -                     | \$ -                            | \$ 13.70                    | \$ 13.70                             |
| McAdams, Ian; Lu, Mengya                           | 53-01-63-041-177.000-015 | 2331   | 1A              | N  | \$ -                    | \$ -                    | \$ -                           | \$ -                       | \$ -                     | \$ -                     | \$ -                            | \$ -                        | \$ -                                 |
| Everett, Daniel & Phyllis A                        | 53-01-63-041-178.000-015 | 2331   | 1A              | N  | \$ -                    | \$ -                    | \$ -                           | \$ -                       | \$ -                     | \$ -                     | \$ -                            | \$ -                        | \$ -                                 |
| Holmes, Nicholas                                   | 53-01-63-041-179.000-015 | 2331   | 1A              | N  | \$ -                    | \$ -                    | \$ -                           | \$ -                       | \$ -                     | \$ -                     | \$ -                            | \$ -                        | \$ -                                 |
| Culbertson, Shawn D                                | 53-01-63-041-180.000-015 | 2331   | 1A              | N  | \$ -                    | \$ -                    | \$ -                           | \$ -                       | \$ 48.35                 | \$ -                     | \$ -                            | \$ 48.35                    | \$ 48.35                             |
| Smith, Mabel B                                     | 53-01-63-041-181.000-015 | 2331   | 1A              | N  | \$ -                    | \$ -                    | \$ -                           | \$ -                       | \$ -                     | \$ -                     | \$ -                            | \$ -                        | \$ -                                 |
| Sharkey, Paul A & Patricia J                       | 53-01-63-041-182.000-015 | 2331   | 1A              | N  | \$ -                    | \$ -                    | \$ -                           | \$ -                       | \$ -                     | \$ 396.99                | \$ -                            | \$ 396.99                   | \$ 396.99                            |
| Hall, Brandon                                      | 53-01-63-041-183.000-015 | 2331   | 1A              | N  | \$ -                    | \$ -                    | \$ -                           | \$ -                       | \$ -                     | \$ -                     | \$ -                            | \$ -                        | \$ -                                 |
| Waraitch, Jasneet K; Singh, Gurmial; Kaur, Amrit P | 53-01-63-041-184.000-015 | 2331   | 1A              | N  | \$ -                    | \$ -                    | \$ -                           | \$ -                       | \$ -                     | \$ -                     | \$ -                            | \$ -                        | \$ -                                 |
| Carrick, Jacob James                               | 53-01-63-041-185.000-015 | 2331   | 1A              | N  | \$ -                    | \$ -                    | \$ -                           | \$ -                       | \$ -                     | \$ -                     | \$ -                            | \$ -                        | \$ -                                 |
| Floyd, Waltera Jane                                | 53-01-63-041-186.000-015 | 2331   | 1A              | N  | \$ -                    | \$ -                    | \$ -                           | \$ -                       | \$ 46.61                 | \$ -                     | \$ -                            | \$ 46.61                    | \$ 46.61                             |
| Hess, Kristen                                      | 53-01-63-041-187.000-015 | 2331   | 1A              | N  | \$ -                    | \$ -                    | \$ -                           | \$ -                       | \$ -                     | \$ -                     | \$ -                            | \$ -                        | \$ -                                 |
| Combs, Rachel & David                              | 53-01-63-041-188.000-015 | 2331   | 1A              | N  | \$ -                    | \$ -                    | \$ -                           | \$ -                       | \$ -                     | \$ -                     | \$ -                            | \$ -                        | \$ -                                 |
| Rasdall-Lundin, Patricia M                         | 53-01-63-041-189.000-015 | 2331   | 1A              | N  | \$ -                    | \$ -                    | \$ -                           | \$ -                       | \$ 8.01                  | \$ -                     | \$ -                            | \$ 8.01                     | \$ 8.01                              |
| Holt, Benny J                                      | 53-01-63-041-190.000-015 | 2331   | 1A              | N  | \$ -                    | \$ -                    | \$ -                           | \$ -                       | \$ -                     | \$ -                     | \$ -                            | \$ -                        | \$ -                                 |
| Sears, Jackie Marteena                             | 53-01-63-041-191.000-015 | 2331   | 1A              | N  | \$ -                    | \$ -                    | \$ -                           | \$ -                       | \$ 55.38                 | \$ -                     | \$ -                            | \$ 55.38                    | \$ 55.38                             |
| McKinney, Rhonda R                                 | 53-01-63-041-192.000-015 | 2331   | 1A              | N  | \$ -                    | \$ -                    | \$ -                           | \$ -                       | \$ -                     | \$ -                     | \$ -                            | \$ -                        | \$ -                                 |
| Alfonso, Remedios K                                | 53-09-02-200-041.000-015 |        | 1A              | N  | \$ -                    | \$ -                    | \$ -                           | \$ -                       | \$ 135.67                | \$ -                     | \$ -                            | \$ 135.67                   | \$ 135.67                            |
| Best, David R                                      | 53-09-02-200-079.000-015 | 1510   | 1A              | N  | \$ -                    | \$ -                    | \$ -                           | \$ -                       | \$ 68.12                 | \$ -                     | \$ -                            | \$ 68.12                    | \$ 68.12                             |
| Tate, James Eric & Connie C                        | 53-09-02-200-016.000-015 | 1510   | 1A              | N  | \$ -                    | \$ -                    | \$ -                           | \$ -                       | \$ 68.55                 | \$ -                     | \$ -                            | \$ 68.55                    | \$ 68.55                             |
| Murphy, Erin E                                     | 53-09-02-200-071.000-015 | 1510   | 1A              | N  | \$ -                    | \$ -                    | \$ -                           | \$ -                       | \$ 33.01                 | \$ -                     | \$ -                            | \$ 33.01                    | \$ 33.01                             |
| McKim, Marc J & Jean M; Sipes, Kelly M             | 53-09-02-200-112.000-015 | 1510   | 1A              | N  | \$ -                    | \$ -                    | \$ -                           | \$ -                       | \$ 198.41                | \$ -                     | \$ -                            | \$ 198.41                   | \$ 198.41                            |
| Lemons, Candice M                                  | 53-09-02-200-152.000-015 | 1509   | 1A              | N  | \$ -                    | \$ -                    | \$ -                           | \$ -                       | \$ -                     | \$ 391.48                | \$ -                            | \$ 391.48                   | \$ 391.48                            |
| McIntosh, Teresa                                   | 53-09-02-200-097.000-015 | 1510   | 1A              | N  | \$ -                    | \$ -                    | \$ -                           | \$ -                       | \$ -                     | \$ -                     | \$ -                            | \$ -                        | \$ -                                 |
| Banks, Jason M & Taren R                           | 53-09-02-200-077.000-015 | 1554   | 1A              | N  | \$ -                    | \$ -                    | \$ -                           | \$ -                       | \$ 26.87                 | \$ -                     | \$ -                            | \$ 26.87                    | \$ 26.87                             |
| Vagedes, Erica                                     | 53-09-02-200-076.000-015 | 1510   | 1A              | N  | \$ -                    | \$ -                    | \$ -                           | \$ -                       | \$ -                     | \$ -                     | \$ -                            | \$ -                        | \$ -                                 |
| Isom, Vincent E & Clarisa                          | 53-09-02-200-137.000-015 | 1510   | 1A              | N  | \$ -                    | \$ -                    | \$ -                           | \$ -                       | \$ 80.84                 | \$ -                     | \$ -                            | \$ 80.84                    | \$ 80.84                             |
| Glasscock, Sandra K                                | 53-09-02-200-118.000-015 | 1529   | 1A              | N  | \$ -                    | \$ -                    | \$ -                           | \$ -                       | \$ 78.99                 | \$ -                     | \$ -                            | \$ 78.99                    | \$ 78.99                             |
| Deckard, Douglas K & Cindi M                       | 53-09-02-200-055.000-015 | 1510   | 1A              | N  | \$ -                    | \$ -                    | \$ -                           | \$ -                       | \$ -                     | \$ -                     | \$ -                            | \$ -                        | \$ -                                 |
| Barger, Jane Ann                                   | 53-09-02-200-157.000-015 | 1510   | 1A              | N  | \$ -                    | \$ -                    | \$ -                           | \$ -                       | \$ -                     | \$ -                     | \$ -                            | \$ -                        | \$ -                                 |
| Duval, Connie D & Lowe, Donna E                    | 53-09-02-200-119.000-015 | 1510   | 1A              | N  | \$ -                    | \$ -                    | \$ -                           | \$ -                       | \$ -                     | \$ -                     | \$ -                            | \$ -                        | \$ -                                 |
| McCain, Linnda                                     | 53-09-02-200-139.000-015 |        | 1A              | N  | \$ -                    | \$ -                    | \$ -                           | \$ -                       | \$ -                     | \$ -                     | \$ -                            | \$ -                        | \$ -                                 |

# City of Bloomington

## Area #1A: South-West Annexation Area - Circuit Breaker Impacts Analysis



| Owner Name   | Parcel #                 | Waiver | Annexation Area | AG | Pre-Annex 1% CB Credits | Pre-Annex 2% CB Credits | Pre-Annex 65 & Over CB Credits | Pre-Annex Total CB Credits | Post-Annex 1% CB Credits | Post-Annex 2% CB Credits | Post-Annex 65 & Over CB Credits | Post-Annex Total CB Credits | Total Post-Annex CB Credits Increase |
|--|--------------------------|--------|-----------------|----|-------------------------|-------------------------|--------------------------------|----------------------------|--------------------------|--------------------------|---------------------------------|-----------------------------|--------------------------------------|
| Rader, Jordan S  | 53-09-02-200-039.000-015 | 1510   | 1A              | N  | \$ -                    | \$ -                    | \$ -                           | \$ -                       | \$ -                     | \$ -                     | \$ -                            | \$ -                        | \$ -                                 |
| Knight, Aaron L ; Collins, Krista Barbara                                | 53-09-02-200-040.000-015 | 1510   | 1A              | N  | \$ -                    | \$ -                    | \$ -                           | \$ -                       | \$ 2.30                  | \$ -                     | \$ -                            | \$ 2.30                     | \$ 2.30                              |
| Jacobs, Raymond & Joan   | 53-09-02-200-063.000-015 |        | 1A              | N  | \$ -                    | \$ -                    | \$ 194.00                      | \$ 194.00                  | \$ -                     | \$ -                     | \$ 902.02                       | \$ 902.02                   | \$ 708.02                            |
| Wang, Jonathan   | 53-09-02-200-065.000-015 | 1559   | 1A              | N  | \$ -                    | \$ -                    | \$ -                           | \$ -                       | \$ 22.92                 | \$ -                     | \$ -                            | \$ 22.92                    | \$ 22.92                             |
| Helms, Lorie J   | 53-01-63-041-193.000-015 | 2331   | 1A              | N  | \$ -                    | \$ -                    | \$ -                           | \$ -                       | \$ -                     | \$ -                     | \$ -                            | \$ -                        | \$ -                                 |
| Double C Holdings LLC  | 53-01-63-041-194.000-015 | 2331   | 1A              | N  | \$ -                    | \$ -                    | \$ -                           | \$ -                       | \$ -                     | \$ -                     | \$ -                            | \$ -                        | \$ -                                 |
| Jacobs Property Improvement & Management LLC                             | 53-09-12-300-041.000-015 |        | 1A              | N  | \$ -                    | \$ -                    | \$ -                           | \$ -                       | \$ -                     | \$ 364.20                | \$ -                            | \$ 364.20                   | \$ 364.20                            |
| Carter, Kelly A & Jeremy W   | 53-09-12-201-010.000-015 |        | 1A              | N  | \$ -                    | \$ -                    | \$ -                           | \$ -                       | \$ -                     | \$ -                     | \$ -                            | \$ -                        | \$ -                                 |
| Moorer, Diana P  | 53-09-02-200-004.001-015 | 1510   | 1A              | N  | \$ -                    | \$ -                    | \$ -                           | \$ -                       | \$ 11.95                 | \$ -                     | \$ -                            | \$ 11.95                    | \$ 11.95                             |
| Burgener, Mark   | 53-09-02-400-003.126-015 | 2309   | 1A              | N  | \$ -                    | \$ -                    | \$ -                           | \$ -                       | \$ 690.67                | \$ -                     | \$ -                            | \$ 690.67                   | \$ 690.67                            |
| Toohill, Anthony & Nicole Marie  | 53-09-02-400-003.127-015 | 2309   | 1A              | N  | \$ -                    | \$ -                    | \$ -                           | \$ -                       | \$ 772.27                | \$ -                     | \$ -                            | \$ 772.27                   | \$ 772.27                            |
| Fletcher, William P II & Meghan M Hurst, William Thomas & Sharon K Adams | 53-09-02-400-003.128-015 | 2309   | 1A              | N  | \$ -                    | \$ -                    | \$ -                           | \$ -                       | \$ 508.74                | \$ -                     | \$ -                            | \$ 508.74                   | \$ 508.74                            |
| Romero, Matthew B & Adriana V  | 53-09-02-400-003.130-015 | 2309   | 1A              | N  | \$ -                    | \$ -                    | \$ -                           | \$ -                       | \$ 760.42                | \$ -                     | \$ -                            | \$ 760.42                   | \$ 760.42                            |
| Holmgren, Larry A & Carolyn A  | 53-09-02-400-003.131-015 | 2309   | 1A              | N  | \$ -                    | \$ -                    | \$ -                           | \$ -                       | \$ 709.53                | \$ -                     | \$ -                            | \$ 709.53                   | \$ 709.53                            |
| Stedman, Christopher B & Kathleen D                                      | 53-09-02-400-003.132-015 | 2309   | 1A              | N  | \$ -                    | \$ -                    | \$ -                           | \$ -                       | \$ 741.56                | \$ -                     | \$ -                            | \$ 741.56                   | \$ 741.56                            |
| Le, Hoang & Stacy Nguyen   | 53-09-02-400-003.133-015 | 2309   | 1A              | N  | \$ -                    | \$ -                    | \$ -                           | \$ -                       | \$ 694.62                | \$ -                     | \$ -                            | \$ 694.62                   | \$ 694.62                            |
| Zayas, Milka V & Edgar Marrero   | 53-09-02-400-003.134-015 | 2309   | 1A              | N  | \$ -                    | \$ -                    | \$ -                           | \$ -                       | \$ 210.69                | \$ -                     | \$ -                            | \$ 210.69                   | \$ 210.69                            |
| Collings, Teresa & Denney, Nicole  | 53-09-02-400-003.135-015 | 2309   | 1A              | N  | \$ -                    | \$ -                    | \$ -                           | \$ -                       | \$ 565.19                | \$ -                     | \$ -                            | \$ 565.19                   | \$ 565.19                            |
| Johnson, Reginald & Kimberly Clements-Johnson                            | 53-09-02-400-003.136-015 | 2309   | 1A              | N  | \$ -                    | \$ -                    | \$ -                           | \$ -                       | \$ 480.96                | \$ -                     | \$ -                            | \$ 480.96                   | \$ 480.96                            |
| Chevalier, Raymond P Jr & Leanne J Naldi, Steven P                       | 53-09-02-400-003.137-015 | 2309   | 1A              | N  | \$ -                    | \$ -                    | \$ -                           | \$ -                       | \$ 683.21                | \$ -                     | \$ -                            | \$ 683.21                   | \$ 683.21                            |
| Benton, Valery & Robert A  | 53-09-02-400-003.182-015 | 2309   | 1A              | N  | \$ -                    | \$ -                    | \$ -                           | \$ -                       | \$ 900.39                | \$ -                     | \$ -                            | \$ 900.39                   | \$ 900.39                            |
| Benton, Valery & Robert A  | 53-09-02-400-003.183-015 | 2309   | 1A              | N  | \$ -                    | \$ -                    | \$ -                           | \$ -                       | \$ 576.16                | \$ -                     | \$ -                            | \$ 576.16                   | \$ 576.16                            |
| Valenzuela-Torres, Ilich & Amanda Foust                                  | 53-09-02-400-003.084-015 | 2309   | 1A              | N  | \$ -                    | \$ -                    | \$ -                           | \$ -                       | \$ 648.99                | \$ -                     | \$ -                            | \$ 648.99                   | \$ 648.99                            |
| McLeish, Andrew Charles & Heather Renea                                  | 53-09-02-400-003.085-015 | 2309   | 1A              | N  | \$ -                    | \$ -                    | \$ -                           | \$ -                       | \$ 586.24                | \$ -                     | \$ -                            | \$ 586.24                   | \$ 586.24                            |
| Whitney, Eric P & Amy  | 53-09-02-400-003.086-015 | 2309   | 1A              | N  | \$ -                    | \$ -                    | \$ -                           | \$ -                       | \$ 742.88                | \$ -                     | \$ -                            | \$ 742.88                   | \$ 742.88                            |
| Noorzad, Soraya & Ehsan  | 53-09-02-400-003.087-015 | 2309   | 1A              | N  | \$ -                    | \$ -                    | \$ -                           | \$ -                       | \$ 784.54                | \$ -                     | \$ -                            | \$ 784.54                   | \$ 784.54                            |
| Smallwood, Jennifer Lynn & Holmes, Wayne Alan                            | 53-09-02-400-003.088-015 | 2309   | 1A              | N  | \$ -                    | \$ -                    | \$ -                           | \$ -                       | \$ 591.96                | \$ -                     | \$ -                            | \$ 591.96                   | \$ 591.96                            |
| Goode, Jeffrey L   | 53-09-02-400-003.089-015 | 2309   | 1A              | N  | \$ -                    | \$ -                    | \$ -                           | \$ -                       | \$ -                     | \$ 811.00                | \$ -                            | \$ 811.00                   | \$ 811.00                            |
| Summers, Matthew & Tania   | 53-09-02-100-003.090-015 | 2309   | 1A              | N  | \$ -                    | \$ -                    | \$ -                           | \$ -                       | \$ 837.65                | \$ -                     | \$ -                            | \$ 837.65                   | \$ 837.65                            |
| Kolman, Bruce  | 53-09-02-100-003.091-015 | 2309   | 1A              | N  | \$ -                    | \$ -                    | \$ -                           | \$ -                       | \$ 522.19                | \$ -                     | \$ -                            | \$ 522.19                   | \$ 522.19                            |
| Mullis, Joshua W & Elizabeth P   | 53-09-02-100-003.092-015 | 2309   | 1A              | N  | \$ -                    | \$ -                    | \$ -                           | \$ -                       | \$ 591.52                | \$ -                     | \$ -                            | \$ 591.52                   | \$ 591.52                            |
| Hamilton, Joan   | 53-09-01-209-073.000-015 |        | 1A              | N  | \$ -                    | \$ -                    | \$ 389.00                      | \$ 389.00                  | \$ -                     | \$ -                     | \$ 1,051.13                     | \$ 1,051.13                 | \$ 662.13                            |
| Dodds, Lana J  | 53-09-01-209-068.000-015 |        | 1A              | N  | \$ -                    | \$ -                    | \$ -                           | \$ -                       | \$ -                     | \$ -                     | \$ -                            | \$ -                        | \$ -                                 |
| Mullis, Oran H & Kelly D   | 53-09-01-302-029.000-015 |        | 1A              | N  | \$ -                    | \$ -                    | \$ -                           | \$ -                       | \$ -                     | \$ 291.86                | \$ -                            | \$ 291.86                   | \$ 291.86                            |
| Liberty Mall Shaw Family LLC   | 53-09-01-400-007.000-015 |        | 1A              | N  | \$ -                    | \$ -                    | \$ -                           | \$ -                       | \$ -                     | \$ -                     | \$ -                            | \$ -                        | \$ -                                 |
| BLT Indiana LLC  | 53-09-01-402-008.000-015 |        | 1A              | N  | \$ -                    | \$ -                    | \$ -                           | \$ -                       | \$ -                     | \$ -                     | \$ -                            | \$ -                        | \$ -                                 |
| GRD Bloomington In Biolife Holdings LLC                                  | 53-09-01-402-001.000-015 | 2317   | 1A              | N  | \$ -                    | \$ -                    | \$ -                           | \$ -                       | \$ -                     | \$ -                     | \$ -                            | \$ -                        | \$ -                                 |
| AM Bloomington, LLC  | 53-09-01-402-004.000-015 | 2074   | 1A              | N  | \$ -                    | \$ -                    | \$ -                           | \$ -                       | \$ -                     | \$ -                     | \$ -                            | \$ -                        | \$ -                                 |
| AM Bloomington, LLC  | 53-09-01-402-009.000-015 | 2074   | 1A              | N  | \$ -                    | \$ -                    | \$ -                           | \$ -                       | \$ -                     | \$ -                     | \$ -                            | \$ -                        | \$ -                                 |
| Zonabud LLC  | 53-09-01-402-019.000-015 | 2253   | 1A              | N  | \$ -                    | \$ -                    | \$ -                           | \$ -                       | \$ -                     | \$ -                     | \$ -                            | \$ -                        | \$ -                                 |
| Bloomington Technology Pk LLC  | 53-09-01-402-011.000-015 |        | 1A              | N  | \$ -                    | \$ -                    | \$ -                           | \$ -                       | \$ -                     | \$ -                     | \$ -                            | \$ -                        | \$ -                                 |
| Menard Inc   | 53-09-01-402-007.000-015 |        | 1A              | N  | \$ -                    | \$ -                    | \$ -                           | \$ -                       | \$ -                     | \$ -                     | \$ -                            | \$ -                        | \$ -                                 |

# City of Bloomington

## Area #1A: South-West Annexation Area - Circuit Breaker Impacts Analysis



| Owner Name  | Parcel #                 | Waiver | Annexation Area | AG | Pre-Annex 1% CB Credits | Pre-Annex 2% CB Credits | Pre-Annex 65 & Over CB Credits | Pre-Annex Total CB Credits | Post-Annex 1% CB Credits | Post-Annex 2% CB Credits | Post-Annex 65 & Over CB Credits | Post-Annex Total CB Credits | Total Post-Annex CB Credits Increase |
|---|--------------------------|--------|-----------------|----|-------------------------|-------------------------|--------------------------------|----------------------------|--------------------------|--------------------------|---------------------------------|-----------------------------|--------------------------------------|
| Goodwill Industries Of Central In Inc                         | 53-09-01-402-002.000-015 |        | 1A              | N  | \$ -                    | \$ -                    | \$ -                           | \$ -                       | \$ -                     | \$ -                     | \$ -                            | \$ -                        | \$ -                                 |
| Bloomington Tech Pk LLC                                       | 53-09-01-402-006.000-015 |        | 1A              | N  | \$ -                    | \$ -                    | \$ -                           | \$ -                       | \$ -                     | \$ -                     | \$ -                            | \$ -                        | \$ -                                 |
| Indiana University Health Bloomington Inc                     | 53-09-01-402-013.000-015 |        | 1A              | N  | \$ -                    | \$ -                    | \$ -                           | \$ -                       | \$ -                     | \$ -                     | \$ -                            | \$ -                        | \$ -                                 |
| Hammond, James D Revocable Trust                              | 53-09-01-402-010.000-015 |        | 1A              | N  | \$ -                    | \$ -                    | \$ -                           | \$ -                       | \$ -                     | \$ -                     | \$ -                            | \$ -                        | \$ -                                 |
| JML 1454 LLC  | 53-09-01-402-015.000-015 |        | 1A              | N  | \$ -                    | \$ -                    | \$ -                           | \$ -                       | \$ -                     | \$ -                     | \$ -                            | \$ -                        | \$ -                                 |
| Bland Properties LLC  | 53-09-01-402-014.000-015 | 2104   | 1A              | N  | \$ -                    | \$ -                    | \$ -                           | \$ -                       | \$ -                     | \$ -                     | \$ -                            | \$ -                        | \$ -                                 |
| Liberty Drive Medical Office Facility LLC                     | 53-09-01-402-017.000-015 |        | 1A              | N  | \$ -                    | \$ -                    | \$ -                           | \$ -                       | \$ -                     | \$ -                     | \$ -                            | \$ -                        | \$ -                                 |
| Tower Holdings LLC  | 53-09-01-402-018.000-015 |        | 1A              | N  | \$ -                    | \$ -                    | \$ -                           | \$ -                       | \$ -                     | \$ -                     | \$ -                            | \$ -                        | \$ -                                 |
| 80 Bloom LLC  | 53-09-01-402-016.000-015 | 2167   | 1A              | N  | \$ -                    | \$ -                    | \$ -                           | \$ -                       | \$ -                     | \$ -                     | \$ -                            | \$ -                        | \$ -                                 |
| Lk Associates LLC   | 53-09-01-402-003.000-015 | 2098   | 1A              | N  | \$ -                    | \$ -                    | \$ -                           | \$ -                       | \$ -                     | \$ -                     | \$ -                            | \$ -                        | \$ -                                 |
| Jastrenski Holdings LLC                                       | 53-09-01-402-012.000-015 | 2097   | 1A              | N  | \$ -                    | \$ -                    | \$ -                           | \$ -                       | \$ -                     | \$ -                     | \$ -                            | \$ -                        | \$ -                                 |
| Lazarus LLC   | 53-09-01-400-001.000-015 |        | 1A              | N  | \$ -                    | \$ -                    | \$ -                           | \$ -                       | \$ -                     | \$ -                     | \$ -                            | \$ -                        | \$ -                                 |
| Ward, Warren Glen & Amanda C Bluemountain LLC                 | 53-09-01-209-012.000-015 | 1877   | 1A              | N  | \$ -                    | \$ -                    | \$ -                           | \$ -                       | \$ -                     | \$ 392.73                | \$ -                            | \$ 392.73                   | \$ 392.73                            |
|   | 53-09-01-209-070.000-015 |        | 1A              | N  | \$ -                    | \$ -                    | \$ -                           | \$ -                       | \$ -                     | \$ 356.94                | \$ -                            | \$ 356.94                   | \$ 356.94                            |
| Bowlen, Maiverreen A  | 53-09-01-209-028.000-015 |        | 1A              | N  | \$ -                    | \$ -                    | \$ 241.00                      | \$ 241.00                  | \$ -                     | \$ -                     | \$ 667.36                       | \$ 667.36                   | \$ 426.36                            |
| Bruce, Roy Lawrence Jr & Amy                                  | 53-04-36-303-081.000-011 |        | 1A              | N  | \$ -                    | \$ -                    | \$ -                           | \$ -                       | \$ 218.75                | \$ -                     | \$ -                            | \$ 218.75                   | \$ 218.75                            |
| Slessinger, Louis E. Jr. & Barbara A. Glass, Garry Steven II  | 53-04-36-303-107.000-011 |        | 1A              | N  | \$ -                    | \$ -                    | \$ -                           | \$ -                       | \$ 104.79                | \$ -                     | \$ -                            | \$ 104.79                   | \$ 104.79                            |
|   | 53-04-36-303-010.000-011 |        | 1A              | N  | \$ -                    | \$ -                    | \$ -                           | \$ -                       | \$ -                     | \$ -                     | \$ 313.17                       | \$ 313.17                   | \$ 313.17                            |
| Vaughan, Kenneth N  | 53-04-36-301-008.000-011 |        | 1A              | N  | \$ -                    | \$ -                    | \$ -                           | \$ -                       | \$ -                     | \$ -                     | \$ -                            | \$ -                        | \$ -                                 |
| Tradeline Properties LLC                                      | 53-04-36-302-006.000-011 |        | 1A              | N  | \$ -                    | \$ 900.26               | \$ -                           | \$ 900.26                  | \$ -                     | \$ 646.15                | \$ -                            | \$ 646.15                   | \$ (254.11)                          |
| Jamison, Norma D  | 53-04-36-303-059.000-011 |        | 1A              | N  | \$ -                    | \$ -                    | \$ -                           | \$ -                       | \$ -                     | \$ -                     | \$ -                            | \$ -                        | \$ -                                 |
| Johnston, David K. & Karen S. Gardner, Calvin A & Vera        | 53-04-36-301-001.000-011 |        | 1A              | N  | \$ -                    | \$ -                    | \$ 261.00                      | \$ 261.00                  | \$ -                     | \$ -                     | \$ 563.20                       | \$ 563.20                   | \$ 302.20                            |
|   | 53-04-36-303-070.000-011 |        | 1A              | N  | \$ -                    | \$ -                    | \$ -                           | \$ -                       | \$ -                     | \$ -                     | \$ -                            | \$ -                        | \$ -                                 |
| Knipp, Joshua L & Rachel E                                    | 53-09-12-300-020.000-015 |        | 1A              | N  | \$ -                    | \$ -                    | \$ -                           | \$ -                       | \$ -                     | \$ -                     | \$ -                            | \$ -                        | \$ -                                 |
| Linn, David C Revocable Trust w/life estate Linn, David Peter | 53-09-01-202-019.000-015 |        | 1A              | N  | \$ -                    | \$ -                    | \$ -                           | \$ -                       | \$ -                     | \$ 350.18                | \$ -                            | \$ 350.18                   | \$ 350.18                            |
| Aynes, Treva L  | 53-09-01-209-026.000-015 |        | 1A              | N  | \$ -                    | \$ -                    | \$ -                           | \$ -                       | \$ -                     | \$ -                     | \$ 538.93                       | \$ 538.93                   | \$ 538.93                            |
| Meyers, Sara E  | 53-09-11-103-005.000-015 | 2448   | 1A              | N  | \$ -                    | \$ -                    | \$ -                           | \$ -                       | \$ 286.31                | \$ -                     | \$ -                            | \$ 286.31                   | \$ 286.31                            |
| Bedwell, Gary & Glenda  | 53-09-11-103-004.000-015 | 2448   | 1A              | N  | \$ -                    | \$ -                    | \$ -                           | \$ -                       | \$ 157.61                | \$ -                     | \$ -                            | \$ 157.61                   | \$ 157.61                            |
| Hamman, Sean A & Jami L                                       | 53-09-11-103-002.000-015 | 2448   | 1A              | N  | \$ -                    | \$ -                    | \$ -                           | \$ -                       | \$ 207.63                | \$ -                     | \$ -                            | \$ 207.63                   | \$ 207.63                            |
| Conder, James I & Sheryl L                                    | 53-09-11-103-013.000-015 |        | 1A              | N  | \$ -                    | \$ -                    | \$ -                           | \$ -                       | \$ 581.41                | \$ -                     | \$ -                            | \$ 581.41                   | \$ 581.41                            |
| Rohde, Jase M & Rachel R                                      | 53-09-11-103-017.000-015 | 1978   | 1A              | N  | \$ -                    | \$ -                    | \$ -                           | \$ -                       | \$ 229.57                | \$ -                     | \$ -                            | \$ 229.57                   | \$ 229.57                            |
| Kelmer, Michele M & Kaponore, Victor                          | 53-09-11-103-018.000-015 | 1978   | 1A              | N  | \$ -                    | \$ -                    | \$ -                           | \$ -                       | \$ 319.20                | \$ -                     | \$ -                            | \$ 319.20                   | \$ 319.20                            |
| Suttle, Anthony A & Caroline L                                | 53-09-11-103-015.000-015 | 2066   | 1A              | N  | \$ -                    | \$ -                    | \$ -                           | \$ -                       | \$ 394.08                | \$ -                     | \$ -                            | \$ 394.08                   | \$ 394.08                            |
| French, Danny R & Jennifer J                                  | 53-09-11-103-003.000-015 | 2073   | 1A              | N  | \$ -                    | \$ -                    | \$ -                           | \$ -                       | \$ 196.74                | \$ -                     | \$ -                            | \$ 196.74                   | \$ 196.74                            |
| Warren, Eric W & Barbara L                                    | 53-09-11-103-006.000-015 | 2088   | 1A              | N  | \$ -                    | \$ -                    | \$ -                           | \$ -                       | \$ 439.70                | \$ -                     | \$ -                            | \$ 439.70                   | \$ 439.70                            |
| Gafford, Forest & Veronica                                    | 53-09-11-103-007.000-015 | 2020   | 1A              | N  | \$ -                    | \$ -                    | \$ -                           | \$ -                       | \$ 297.57                | \$ -                     | \$ -                            | \$ 297.57                   | \$ 297.57                            |
| Clark, Benjamin J & Marsha Ann                                | 53-09-11-103-008.000-015 | 2048   | 1A              | N  | \$ -                    | \$ -                    | \$ -                           | \$ -                       | \$ -                     | \$ -                     | \$ -                            | \$ -                        | \$ -                                 |
| Kunz, Troy A  | 53-09-11-103-016.000-015 | 2021   | 1A              | N  | \$ -                    | \$ -                    | \$ -                           | \$ -                       | \$ 269.04                | \$ -                     | \$ -                            | \$ 269.04                   | \$ 269.04                            |
| Treece, Cherre Y  | 53-09-11-102-022.000-015 | 1924   | 1A              | N  | \$ -                    | \$ -                    | \$ -                           | \$ -                       | \$ 225.18                | \$ -                     | \$ -                            | \$ 225.18                   | \$ 225.18                            |
| Koontz, Martha Evelyn   | 53-09-01-209-015.000-015 |        | 1A              | N  | \$ -                    | \$ -                    | \$ 162.00                      | \$ 162.00                  | \$ -                     | \$ -                     | \$ -                            | \$ -                        | \$ (162.00)                          |
| Clark, Gary D. & Deborah Lea                                  | 53-09-01-300-042.000-015 |        | 1A              | N  | \$ -                    | \$ -                    | \$ -                           | \$ -                       | \$ 3.61                  | \$ -                     | \$ -                            | \$ 3.61                     | \$ 3.61                              |
| Public Investment Corp  | 53-09-01-300-001.001-015 |        | 1A              | N  | \$ -                    | \$ -                    | \$ -                           | \$ -                       | \$ -                     | \$ 2,653.53              | \$ -                            | \$ 2,653.53                 | \$ 2,653.53                          |
| Cox, Tony & Amy L   | 53-09-01-211-023.000-015 |        | 1A              | N  | \$ -                    | \$ -                    | \$ -                           | \$ -                       | \$ -                     | \$ -                     | \$ -                            | \$ -                        | \$ -                                 |
| Clark, Gary D & Deborah Lea                                   | 53-09-01-300-026.000-015 |        | 1A              | N  | \$ -                    | \$ -                    | \$ -                           | \$ -                       | \$ -                     | \$ 230.78                | \$ -                            | \$ 230.78                   | \$ 230.78                            |
| Whaley, Rex D   | 53-09-01-209-017.000-015 |        | 1A              | N  | \$ -                    | \$ -                    | \$ -                           | \$ -                       | \$ -                     | \$ -                     | \$ -                            | \$ -                        | \$ -                                 |
| Johnson, Talia L  | 53-09-01-209-035.000-015 |        | 1A              | N  | \$ -                    | \$ -                    | \$ -                           | \$ -                       | \$ -                     | \$ -                     | \$ -                            | \$ -                        | \$ -                                 |

# City of Bloomington

## Area #1A: South-West Annexation Area - Circuit Breaker Impacts Analysis



| Owner Name  | Parcel #                 | Waiver | Annexation Area | AG | Pre-Annex 1% CB Credits | Pre-Annex 2% CB Credits | Pre-Annex 65 & Over CB Credits | Pre-Annex Total CB Credits | Post-Annex 1% CB Credits | Post-Annex 2% CB Credits | Post-Annex 65 & Over CB Credits | Post-Annex Total CB Credits | Total Post-Annex CB Credits Increase |
|---|--------------------------|--------|-----------------|----|-------------------------|-------------------------|--------------------------------|----------------------------|--------------------------|--------------------------|---------------------------------|-----------------------------|--------------------------------------|
| Ayers, Morris Dean                                  | 53-09-01-211-002.000-015 |        | 1A              | N  | \$ -                    | \$ -                    | \$ -                           | \$ -                       | \$ -                     | \$ -                     | \$ -                            | \$ -                        | \$ -                                 |
| Ward, Robert J & Kathy S                            | 53-09-02-200-007.001-015 |        | 1A              | N  | \$ -                    | \$ -                    | \$ 177.00                      | \$ 177.00                  | \$ -                     | \$ -                     | \$ 945.09                       | \$ 945.09                   | \$ 768.09                            |
| Totten, Chloe Rose; Armstrong, Matthew Kenneth      | 53-09-02-200-122.000-015 | 1510   | 1A              | N  | \$ -                    | \$ -                    | \$ -                           | \$ -                       | \$ 159.81                | \$ -                     | \$ -                            | \$ 159.81                   | \$ 159.81                            |
| Pitkin/Larsen Living Trust                          | 53-09-02-200-003.001-015 | 1509   | 1A              | N  | \$ -                    | \$ -                    | \$ -                           | \$ -                       | \$ -                     | \$ 449.56                | \$ -                            | \$ 449.56                   | \$ 449.56                            |
| Montgomery, Patrick J & Angela R                    | 53-09-02-200-108.000-015 | 1510   | 1A              | N  | \$ -                    | \$ -                    | \$ -                           | \$ -                       | \$ 72.94                 | \$ -                     | \$ -                            | \$ 72.94                    | \$ 72.94                             |
| Alfonso, Melchor K                                  | 53-09-02-200-120.000-015 | 1510   | 1A              | N  | \$ -                    | \$ -                    | \$ -                           | \$ -                       | \$ -                     | \$ -                     | \$ -                            | \$ -                        | \$ -                                 |
| Mason, Kyle A; Mobilian, Courtney                   | 53-09-02-200-130.000-015 | 1528   | 1A              | N  | \$ -                    | \$ -                    | \$ -                           | \$ -                       | \$ -                     | \$ -                     | \$ -                            | \$ -                        | \$ -                                 |
| Comingore, Patricia                                 | 53-09-02-200-037.000-015 | 1529   | 1A              | N  | \$ -                    | \$ -                    | \$ -                           | \$ -                       | \$ -                     | \$ -                     | \$ -                            | \$ -                        | \$ -                                 |
| Condes, Samuel C                                    | 53-09-02-200-058.000-015 | 1509   | 1A              | N  | \$ -                    | \$ -                    | \$ -                           | \$ -                       | \$ 111.55                | \$ -                     | \$ -                            | \$ 111.55                   | \$ 111.55                            |
| Valdez, Richard & Derrelyn                          | 53-09-02-200-099.000-015 | 1822   | 1A              | N  | \$ -                    | \$ -                    | \$ -                           | \$ -                       | \$ 208.07                | \$ -                     | \$ -                            | \$ 208.07                   | \$ 208.07                            |
| Hamilton, Melissa M                                 | 53-09-02-200-010.001-015 | 2037   | 1A              | N  | \$ -                    | \$ -                    | \$ -                           | \$ -                       | \$ 105.84                | \$ -                     | \$ -                            | \$ 105.84                   | \$ 105.84                            |
| Crenshaw, Cidella R                                 | 53-09-02-200-011.000-015 | 1586   | 1A              | N  | \$ -                    | \$ -                    | \$ -                           | \$ -                       | \$ 11.52                 | \$ -                     | \$ -                            | \$ 11.52                    | \$ 11.52                             |
| Balogun, Yunusa A & Aishat O                        | 53-09-02-200-100.000-015 | 1528   | 1A              | N  | \$ -                    | \$ -                    | \$ -                           | \$ -                       | \$ 131.72                | \$ -                     | \$ -                            | \$ 131.72                   | \$ 131.72                            |
| Dye, Michael  | 53-09-02-200-044.000-015 |        | 1A              | N  | \$ -                    | \$ -                    | \$ -                           | \$ -                       | \$ -                     | \$ -                     | \$ -                            | \$ -                        | \$ -                                 |
| Ziegler, Kevin Kenneth                              | 53-09-02-200-164.000-015 | 1559   | 1A              | N  | \$ -                    | \$ -                    | \$ -                           | \$ -                       | \$ -                     | \$ -                     | \$ -                            | \$ -                        | \$ -                                 |
| American Homes 4 Rent Properties Six LLC            | 53-09-02-200-048.000-015 | 1586   | 1A              | N  | \$ -                    | \$ -                    | \$ -                           | \$ -                       | \$ -                     | \$ 458.57                | \$ -                            | \$ 458.57                   | \$ 458.57                            |
| Robinson, Neil A & Katherine E                      | 53-09-02-200-123.000-015 | 1528   | 1A              | N  | \$ -                    | \$ -                    | \$ -                           | \$ -                       | \$ -                     | \$ -                     | \$ -                            | \$ -                        | \$ -                                 |
| Raderstorf, Kenneth F III                           | 53-09-02-200-165.000-015 |        | 1A              | N  | \$ -                    | \$ -                    | \$ -                           | \$ -                       | \$ -                     | \$ -                     | \$ -                            | \$ -                        | \$ -                                 |
| Dunn, R Thomas Jr & Annamarie                       | 53-09-02-200-141.000-015 |        | 1A              | N  | \$ -                    | \$ -                    | \$ -                           | \$ -                       | \$ -                     | \$ 354.82                | \$ -                            | \$ 354.82                   | \$ 354.82                            |
| Patton, Fred N                                      | 53-09-02-200-162.000-015 | 1528   | 1A              | N  | \$ -                    | \$ -                    | \$ -                           | \$ -                       | \$ 31.43                 | \$ -                     | \$ -                            | \$ 31.43                    | \$ 31.43                             |
| Patterson, Monica E                                 | 53-09-02-200-043.000-015 | 1529   | 1A              | N  | \$ -                    | \$ -                    | \$ -                           | \$ -                       | \$ -                     | \$ -                     | \$ -                            | \$ -                        | \$ -                                 |
| Andrew, Elizabeth R                                 | 53-09-02-200-085.000-015 | 1528   | 1A              | N  | \$ -                    | \$ -                    | \$ -                           | \$ -                       | \$ -                     | \$ -                     | \$ -                            | \$ -                        | \$ -                                 |
| McPherson, Steven M; Tymoski, Theresa               | 53-09-02-200-145.000-015 |        | 1A              | N  | \$ -                    | \$ -                    | \$ -                           | \$ -                       | \$ 93.55                 | \$ -                     | \$ -                            | \$ 93.55                    | \$ 93.55                             |
| Lefler, Gregory Sean                                | 53-09-02-200-008.001-015 | 1509   | 1A              | N  | \$ -                    | \$ -                    | \$ -                           | \$ -                       | \$ 160.69                | \$ -                     | \$ -                            | \$ 160.69                   | \$ 160.69                            |
| State Of Indiana                                    | 53-09-12-300-002.000-015 |        | 1A              | N  | \$ -                    | \$ -                    | \$ -                           | \$ -                       | \$ -                     | \$ -                     | \$ -                            | \$ -                        | \$ -                                 |
| Li, Changqing & Yang, Jinjin                        | 53-09-02-100-003.093-015 | 2309   | 1A              | N  | \$ -                    | \$ -                    | \$ -                           | \$ -                       | \$ 1,247.42              | \$ -                     | \$ -                            | \$ 1,247.42                 | \$ 1,247.42                          |
| Evans, James Wesley & Shirree Alexandra             | 53-09-02-100-003.094-015 | 2309   | 1A              | N  | \$ -                    | \$ -                    | \$ -                           | \$ -                       | \$ 899.50                | \$ -                     | \$ -                            | \$ 899.50                   | \$ 899.50                            |
| Atkinson, Kyle R & Hensler, Pamela J                | 53-09-02-100-003.095-015 | 2309   | 1A              | N  | \$ -                    | \$ -                    | \$ -                           | \$ -                       | \$ 797.28                | \$ -                     | \$ -                            | \$ 797.28                   | \$ 797.28                            |
| Berg, Carolyn J                                     | 53-09-02-100-003.096-015 | 2309   | 1A              | N  | \$ -                    | \$ -                    | \$ -                           | \$ -                       | \$ 699.88                | \$ -                     | \$ -                            | \$ 699.88                   | \$ 699.88                            |
| Norbu, Lhundup N. & Taylor-Norbu, Theresa L.        | 53-09-02-100-003.097-015 | 2309   | 1A              | N  | \$ -                    | \$ -                    | \$ -                           | \$ -                       | \$ 674.44                | \$ -                     | \$ -                            | \$ 674.44                   | \$ 674.44                            |
| Shaw, David A & Margaret A                          | 53-09-02-100-003.098-015 | 2309   | 1A              | N  | \$ -                    | \$ -                    | \$ -                           | \$ -                       | \$ 1,095.17              | \$ -                     | \$ -                            | \$ 1,095.17                 | \$ 1,095.17                          |
| Serrano-Vargas, Heidi & Rodriguez-Colon, Edwin Omar | 53-09-02-100-003.099-015 | 2309   | 1A              | N  | \$ -                    | \$ -                    | \$ -                           | \$ -                       | \$ 685.84                | \$ -                     | \$ -                            | \$ 685.84                   | \$ 685.84                            |

# City of Bloomington

## Area #1A: South-West Annexation Area - Circuit Breaker Impacts Analysis



| Owner Name  | Parcel #                 | Waiver | Annexation Area | AG | Pre-Annex 1% CB Credits | Pre-Annex 2% CB Credits | Pre-Annex 65 & Over CB Credits | Pre-Annex Total CB Credits | Post-Annex 1% CB Credits | Post-Annex 2% CB Credits | Post-Annex 65 & Over CB Credits | Post-Annex Total CB Credits | Total Post-Annex CB Credits Increase |
|---|--------------------------|--------|-----------------|----|-------------------------|-------------------------|--------------------------------|----------------------------|--------------------------|--------------------------|---------------------------------|-----------------------------|--------------------------------------|
| Sherman, William & Sheryl   | 53-09-02-400-003.184-015 | 2309   | 1A              | N  | \$ -                    | \$ -                    | \$ -                           | \$ -                       | \$ 464.73                | \$ -                     | \$ -                            | \$ 464.73                   | \$ 464.73                            |
| Alexander, Rudolph & Kimberly Braun   | 53-09-02-400-003.185-015 | 2309   | 1A              | N  | \$ -                    | \$ -                    | \$ -                           | \$ -                       | \$ -                     | \$ -                     | \$ -                            | \$ -                        | \$ -                                 |
| Foley, Paul Michael III   | 53-09-02-400-003.186-015 | 2309   | 1A              | N  | \$ -                    | \$ -                    | \$ -                           | \$ -                       | \$ 660.39                | \$ -                     | \$ -                            | \$ 660.39                   | \$ 660.39                            |
| Means, William John & Elise H   | 53-09-02-400-003.187-015 | 2309   | 1A              | N  | \$ -                    | \$ -                    | \$ -                           | \$ -                       | \$ 673.99                | \$ -                     | \$ -                            | \$ 673.99                   | \$ 673.99                            |
| Snider, Adam P & Bailey E   | 53-09-02-400-003.188-015 | 2309   | 1A              | N  | \$ -                    | \$ -                    | \$ -                           | \$ -                       | \$ 617.41                | \$ -                     | \$ -                            | \$ 617.41                   | \$ 617.41                            |
| Crespo, William F   | 53-09-02-400-003.189-015 | 2309   | 1A              | N  | \$ -                    | \$ -                    | \$ -                           | \$ -                       | \$ 679.70                | \$ -                     | \$ -                            | \$ 679.70                   | \$ 679.70                            |
| Zoh, Roger & Tekwe, Dwele Carmen  | 53-09-02-400-003.190-015 | 2309   | 1A              | N  | \$ -                    | \$ -                    | \$ -                           | \$ -                       | \$ 36.39                 | \$ -                     | \$ -                            | \$ 36.39                    | \$ 36.39                             |
| Jedlicka, Jason   | 53-09-02-400-003.191-015 | 2309   | 1A              | N  | \$ -                    | \$ -                    | \$ -                           | \$ -                       | \$ 696.81                | \$ -                     | \$ -                            | \$ 696.81                   | \$ 696.81                            |
| Stonechase Homeowners Association, Inc  | 53-09-02-100-303.094-015 | 2309   | 1A              | N  | \$ -                    | \$ -                    | \$ -                           | \$ -                       | \$ -                     | \$ -                     | \$ -                            | \$ -                        | \$ -                                 |
| Stonechase Homeowners Association, Inc  | 53-09-02-400-003.096-015 | 2309   | 1A              | N  | \$ -                    | \$ -                    | \$ -                           | \$ -                       | \$ -                     | \$ -                     | \$ -                            | \$ -                        | \$ -                                 |
| Ping, Robert E  | 53-09-01-212-005.000-015 |        | 1A              | N  | \$ -                    | \$ -                    | \$ 334.00                      | \$ 334.00                  | \$ -                     | \$ -                     | \$ 792.99                       | \$ 792.99                   | \$ 458.99                            |
| Howell, Monty & Sharon  | 53-09-01-209-054.000-015 |        | 1A              | N  | \$ -                    | \$ -                    | \$ -                           | \$ -                       | \$ -                     | \$ -                     | \$ -                            | \$ -                        | \$ -                                 |
| Wallace, Carol Ann  | 53-09-01-211-033.000-015 |        | 1A              | N  | \$ -                    | \$ -                    | \$ -                           | \$ -                       | \$ -                     | \$ -                     | \$ -                            | \$ -                        | \$ -                                 |
| Liberty Business Park LLC   | 53-01-61-955-002.000-015 | 2443   | 1A              | N  | \$ -                    | \$ -                    | \$ -                           | \$ -                       | \$ -                     | \$ -                     | \$ -                            | \$ -                        | \$ -                                 |
| Woodson Davis Bloomington LLC   | 53-01-61-955-003.000-015 | 2474   | 1A              | N  | \$ -                    | \$ -                    | \$ -                           | \$ -                       | \$ -                     | \$ -                     | \$ -                            | \$ -                        | \$ -                                 |
| Bryan Rental Inc  | 53-09-01-400-006.000-015 |        | 1A              | N  | \$ -                    | \$ -                    | \$ -                           | \$ -                       | \$ -                     | \$ -                     | \$ -                            | \$ -                        | \$ -                                 |
| Sharpe, Richard C & Mary F Trust  | 53-09-01-209-043.000-015 | 1839   | 1A              | N  | \$ -                    | \$ -                    | \$ -                           | \$ -                       | \$ 90.06                 | \$ -                     | \$ -                            | \$ 90.06                    | \$ 90.06                             |
| Hogue, James Eugene & Annie Michelle  | 53-09-01-209-006.000-015 |        | 1A              | N  | \$ -                    | \$ -                    | \$ -                           | \$ -                       | \$ -                     | \$ -                     | \$ -                            | \$ -                        | \$ -                                 |
| State of Indiana  | 53-05-31-101-036.000-004 |        | 1A              | N  | \$ -                    | \$ -                    | \$ -                           | \$ -                       | \$ -                     | \$ -                     | \$ -                            | \$ -                        | \$ -                                 |
| Stonelake Corp  | 53-05-29-100-018.002-004 | 2291   | 1A              | N  | \$ -                    | \$ -                    | \$ -                           | \$ -                       | \$ -                     | \$ -                     | \$ -                            | \$ -                        | \$ -                                 |
| Hermann, Kenneth F & Denise M   | 53-05-29-100-018.033-004 |        | 1A              | N  | \$ -                    | \$ -                    | \$ -                           | \$ -                       | \$ 295.95                | \$ -                     | \$ -                            | \$ 295.95                   | \$ 295.95                            |
| Andrews, Frederick Trust, (1/2 interest); Andrews, Sereta Trust, (1/2 interest) | 53-05-29-100-018.034-004 |        | 1A              | N  | \$ -                    | \$ -                    | \$ -                           | \$ -                       | \$ 366.65                | \$ -                     | \$ -                            | \$ 366.65                   | \$ 366.65                            |
| Stonelake Homes LLC   | 53-05-29-100-018.035-004 |        | 1A              | N  | \$ -                    | \$ -                    | \$ -                           | \$ -                       | \$ -                     | \$ -                     | \$ -                            | \$ -                        | \$ -                                 |
| Stonelake Homes LLC   | 53-05-29-100-018.036-004 |        | 1A              | N  | \$ -                    | \$ -                    | \$ -                           | \$ -                       | \$ -                     | \$ -                     | \$ -                            | \$ -                        | \$ -                                 |
| Doyle, Albert L & Connie  | 53-05-29-100-018.041-004 |        | 1A              | N  | \$ -                    | \$ -                    | \$ -                           | \$ -                       | \$ 348.53                | \$ -                     | \$ -                            | \$ 348.53                   | \$ 348.53                            |
| Hunter, Jordan J; Hunter, David R   | 53-05-29-100-018.042-004 |        | 1A              | N  | \$ -                    | \$ -                    | \$ -                           | \$ -                       | \$ 361.00                | \$ -                     | \$ -                            | \$ 361.00                   | \$ 361.00                            |
| Sitzes, Glenn D & Pamela A  | 53-05-29-100-018.043-004 |        | 1A              | N  | \$ -                    | \$ -                    | \$ -                           | \$ -                       | \$ 306.65                | \$ -                     | \$ -                            | \$ 306.65                   | \$ 306.65                            |
| Gierke, Brenda Jean   | 53-05-29-100-018.044-004 |        | 1A              | N  | \$ -                    | \$ -                    | \$ -                           | \$ -                       | \$ 306.65                | \$ -                     | \$ -                            | \$ 306.65                   | \$ 306.65                            |
| Stonelake Homes LLC   | 53-05-29-100-018.045-004 |        | 1A              | N  | \$ -                    | \$ -                    | \$ -                           | \$ -                       | \$ -                     | \$ -                     | \$ -                            | \$ -                        | \$ -                                 |
| Stonelake Homes LLC   | 53-05-29-100-018.046-004 |        | 1A              | N  | \$ -                    | \$ -                    | \$ -                           | \$ -                       | \$ -                     | \$ -                     | \$ -                            | \$ -                        | \$ -                                 |
| Stonelake Homes LLC   | 53-05-29-100-018.047-004 |        | 1A              | N  | \$ -                    | \$ -                    | \$ -                           | \$ -                       | \$ -                     | \$ -                     | \$ -                            | \$ -                        | \$ -                                 |
| Stonelake Homes LLC   | 53-05-29-100-018.048-004 |        | 1A              | N  | \$ -                    | \$ -                    | \$ -                           | \$ -                       | \$ -                     | \$ -                     | \$ -                            | \$ -                        | \$ -                                 |
| Stonelake Homes LLC   | 53-05-29-100-018.049-004 |        | 1A              | N  | \$ -                    | \$ -                    | \$ -                           | \$ -                       | \$ -                     | \$ -                     | \$ -                            | \$ -                        | \$ -                                 |
| Stonelake Homes LLC   | 53-05-29-100-018.050-004 |        | 1A              | N  | \$ -                    | \$ -                    | \$ -                           | \$ -                       | \$ -                     | \$ -                     | \$ -                            | \$ -                        | \$ -                                 |
| Engle, Timothy J & Tina J   | 53-05-29-100-018.051-004 |        | 1A              | N  | \$ -                    | \$ -                    | \$ -                           | \$ -                       | \$ -                     | \$ -                     | \$ -                            | \$ -                        | \$ -                                 |
| Stogdill, Jeffrey Scott & Tonya Augusta   | 53-05-29-100-018.052-004 |        | 1A              | N  | \$ -                    | \$ -                    | \$ -                           | \$ -                       | \$ -                     | \$ -                     | \$ -                            | \$ -                        | \$ -                                 |
| Trinity Reformed Church of Bloomington, Indiana Inc.                            | 53-09-11-400-006.006-015 | 2373   | 1A              | N  | \$ -                    | \$ -                    | \$ -                           | \$ -                       | \$ -                     | \$ -                     | \$ -                            | \$ -                        | \$ -                                 |
| Commercial Buildings LLC  | 53-04-36-401-001.002-011 | 2479   | 1A              | N  | \$ -                    | \$ -                    | \$ -                           | \$ -                       | \$ -                     | \$ -                     | \$ -                            | \$ -                        | \$ -                                 |
| 3808 West Gifford Road LLC  | 53-09-01-300-033.002-015 |        | 1A              | N  | \$ -                    | \$ -                    | \$ -                           | \$ -                       | \$ -                     | \$ 153.94                | \$ -                            | \$ 153.94                   | \$ 153.94                            |
| Hospitality House Inc   | 53-09-01-300-033.003-015 |        | 1A              | N  | \$ -                    | \$ -                    | \$ -                           | \$ -                       | \$ -                     | \$ -                     | \$ -                            | \$ -                        | \$ -                                 |
| 3998 West Gifford Road LLC  | 53-09-01-300-033.004-015 |        | 1A              | N  | \$ -                    | \$ -                    | \$ -                           | \$ -                       | \$ -                     | \$ 152.19                | \$ -                            | \$ 152.19                   | \$ 152.19                            |
| Board Of Commissioners Monroe County, The                                       | 53-04-36-100-030.000-011 |        | 1A              | N  | \$ -                    | \$ -                    | \$ -                           | \$ -                       | \$ -                     | \$ -                     | \$ -                            | \$ -                        | \$ -                                 |



# City of Bloomington

## Area #1B: South-West Annexation Area - Circuit Breaker Impacts Analysis



| Owner Name   | Parcel #                 | Waiver | Annexation Area | AG | Pre-Annex 1% CB Credits | Pre-Annex 2% CB Credits | Pre-Annex 65 & Over CB Credits | Pre-Annex Total CB Credits | Post-Annex 1% CB Credits | Post-Annex 2% CB Credits | Post-Annex 65 & Over CB Credits | Post-Annex Total CB Credits | Total Post-Annex CB Credits Increase |
|--|--------------------------|--------|-----------------|----|-------------------------|-------------------------|--------------------------------|----------------------------|--------------------------|--------------------------|---------------------------------|-----------------------------|--------------------------------------|
| Drewes, James T  | 53-08-17-403-038.000-008 |        | 1B              | N  | \$ -                    | \$ -                    | \$ -                           | \$ -                       | \$ -                     | \$ 339.56                | \$ -                            | \$ 339.56                   | \$ 339.56                            |
| Moberly, Brent A   | 53-08-17-403-037.000-008 | 1461   | 1B              | N  | \$ -                    | \$ -                    | \$ -                           | \$ -                       | \$ -                     | \$ -                     | \$ -                            | \$ -                        | \$ -                                 |
| Lane, William G & Rosann   | 53-08-17-301-156.000-008 | 1985   | 1B              | N  | \$ -                    | \$ -                    | \$ -                           | \$ -                       | \$ 320.76                | \$ -                     | \$ -                            | \$ 320.76                   | \$ 320.76                            |
| Stautz, Robert W & Marsha L  | 53-08-20-200-002.000-008 | 2341   | 1B              | N  | \$ -                    | \$ -                    | \$ -                           | \$ -                       | \$ 225.62                | \$ -                     | \$ -                            | \$ 225.62                   | \$ 225.62                            |
| Larson, Kevin & Pearman, Dana                                      | 53-08-20-200-020.000-008 | 2342   | 1B              | N  | \$ -                    | \$ -                    | \$ -                           | \$ -                       | \$ -                     | \$ -                     | \$ -                            | \$ -                        | \$ -                                 |
| Killion, Ricky M & Cheryl A  | 53-08-17-403-047.000-008 |        | 1B              | N  | \$ -                    | \$ -                    | \$ -                           | \$ -                       | \$ -                     | \$ -                     | \$ -                            | \$ -                        | \$ -                                 |
| Oyler, Samuel G  | 53-08-17-403-034.000-008 |        | 1B              | N  | \$ -                    | \$ -                    | \$ -                           | \$ -                       | \$ -                     | \$ -                     | \$ -                            | \$ -                        | \$ -                                 |
| Rifkowitz, Lewis   | 53-08-17-403-015.000-008 |        | 1B              | N  | \$ -                    | \$ -                    | \$ -                           | \$ -                       | \$ -                     | \$ 294.45                | \$ -                            | \$ 294.45                   | \$ 294.45                            |
| Hartley, Cecilia A   | 53-08-17-403-023.000-008 |        | 1B              | N  | \$ -                    | \$ -                    | \$ 199.00                      | \$ 199.00                  | \$ -                     | \$ -                     | \$ 694.72                       | \$ 694.72                   | \$ 495.72                            |
| Tuttle, Angela Dee & Susan A Johnson                               | 53-08-17-403-019.000-008 |        | 1B              | N  | \$ -                    | \$ -                    | \$ -                           | \$ -                       | \$ -                     | \$ -                     | \$ -                            | \$ -                        | \$ -                                 |
| Barton, Michael  | 53-08-17-103-003.000-008 |        | 1B              | N  | \$ -                    | \$ -                    | \$ -                           | \$ -                       | \$ -                     | \$ -                     | \$ -                            | \$ -                        | \$ -                                 |
| Hamilton, Paul D & Lindsey B                                       | 53-08-17-102-056.000-008 |        | 1B              | N  | \$ -                    | \$ -                    | \$ -                           | \$ -                       | \$ 27.62                 | \$ -                     | \$ -                            | \$ 27.62                    | \$ 27.62                             |
| Morris, Jeffrey Michael & Radecki, Allana Janice                   | 53-08-17-204-002.000-008 |        | 1B              | N  | \$ -                    | \$ -                    | \$ -                           | \$ -                       | \$ -                     | \$ 280.75                | \$ -                            | \$ 280.75                   | \$ 280.75                            |
| Ingles Property Management LLC                                     | 53-08-17-402-003.000-008 | 1244   | 1B              | N  | \$ -                    | \$ -                    | \$ -                           | \$ -                       | \$ -                     | \$ 272.74                | \$ -                            | \$ 272.74                   | \$ 272.74                            |
| Ratts, Larry D & Patterson, Karen A                                | 53-08-17-101-008.000-008 |        | 1B              | N  | \$ -                    | \$ -                    | \$ -                           | \$ -                       | \$ 675.99                | \$ -                     | \$ -                            | \$ 675.99                   | \$ 675.99                            |
| Best, Tamara   | 53-08-17-102-057.000-008 |        | 1B              | N  | \$ -                    | \$ -                    | \$ -                           | \$ -                       | \$ 341.03                | \$ -                     | \$ -                            | \$ 341.03                   | \$ 341.03                            |
| Pitner, Gregory G & Donna E  | 53-08-20-200-031.000-008 | 2343   | 1B              | N  | \$ -                    | \$ -                    | \$ -                           | \$ -                       | \$ 606.02                | \$ -                     | \$ -                            | \$ 606.02                   | \$ 606.02                            |
| McGhie, Thomas W & Alyson M  | 53-08-20-200-009.000-008 | 2344   | 1B              | N  | \$ -                    | \$ -                    | \$ -                           | \$ -                       | \$ 747.20                | \$ -                     | \$ -                            | \$ 747.20                   | \$ 747.20                            |
| Din, Mohammed Zahid & Faiza  | 53-08-20-200-024.000-008 | 2486   | 1B              | N  | \$ -                    | \$ -                    | \$ -                           | \$ -                       | \$ 1,417.10              | \$ -                     | \$ -                            | \$ 1,417.10                 | \$ 1,417.10                          |
| Butler, Daniel J & Monica J  | 53-08-17-301-152.000-008 | 2061   | 1B              | N  | \$ -                    | \$ -                    | \$ -                           | \$ -                       | \$ 724.02                | \$ -                     | \$ -                            | \$ 724.02                   | \$ 724.02                            |
| Brummett, Russell E & Samantha G                                   | 53-08-17-301-092.000-008 | 2108   | 1B              | N  | \$ -                    | \$ -                    | \$ -                           | \$ -                       | \$ 436.27                | \$ -                     | \$ -                            | \$ 436.27                   | \$ 436.27                            |
| Crowhurst, James W Jr & Lisa M                                     | 53-08-17-301-154.000-008 | 2200   | 1B              | N  | \$ -                    | \$ -                    | \$ -                           | \$ -                       | \$ 789.43                | \$ -                     | \$ -                            | \$ 789.43                   | \$ 789.43                            |
| Kelly-Josse, Cameron M & Andrews, Jenifer A                        | 53-08-17-301-153.000-008 | 2345   | 1B              | N  | \$ -                    | \$ -                    | \$ -                           | \$ -                       | \$ 693.79                | \$ -                     | \$ -                            | \$ 693.79                   | \$ 693.79                            |
| Allison, Lucas D & Jaculine Wyka                                   | 53-08-17-301-091.000-008 | 2125   | 1B              | N  | \$ -                    | \$ -                    | \$ -                           | \$ -                       | \$ 680.12                | \$ -                     | \$ -                            | \$ 680.12                   | \$ 680.12                            |
| Crowhurst, James W & Lisa M; Henderson, Penny Francine & Jerry Leo | 53-08-17-301-208.000-008 | 2314   | 1B              | N  | \$ -                    | \$ -                    | \$ -                           | \$ -                       | \$ 416.80                | \$ -                     | \$ -                            | \$ 416.80                   | \$ 416.80                            |
| Abdo, Mark & Joann Alperstein                                      | 53-08-17-301-207.000-008 | 2100   | 1B              | N  | \$ -                    | \$ -                    | \$ -                           | \$ -                       | \$ 992.72                | \$ -                     | \$ -                            | \$ 992.72                   | \$ 992.72                            |
| Jackson, JeNey J & Audra C   | 53-08-20-200-027.000-008 | 2228   | 1B              | N  | \$ -                    | \$ -                    | \$ -                           | \$ -                       | \$ 1,591.41              | \$ -                     | \$ -                            | \$ 1,591.41                 | \$ 1,591.41                          |
| Jerke, Travis & Kathy  | 53-08-20-200-018.000-008 | 2302   | 1B              | N  | \$ -                    | \$ -                    | \$ -                           | \$ -                       | \$ 543.92                | \$ -                     | \$ -                            | \$ 543.92                   | \$ 543.92                            |
| Whelan, J David  | 53-08-20-200-023.000-008 | 2221   | 1B              | N  | \$ -                    | \$ -                    | \$ -                           | \$ -                       | \$ 1,124.17              | \$ -                     | \$ -                            | \$ 1,124.17                 | \$ 1,124.17                          |
| Kentish, Kevin D & Jennifer Lynn                                   | 53-08-20-200-029.000-008 | 2346   | 1B              | N  | \$ -                    | \$ -                    | \$ -                           | \$ -                       | \$ 991.06                | \$ -                     | \$ -                            | \$ 991.06                   | \$ 991.06                            |
| Corns, Michael L & Marsha K  | 53-08-20-200-030.000-008 | 2320   | 1B              | N  | \$ -                    | \$ -                    | \$ -                           | \$ -                       | \$ 940.97                | \$ -                     | \$ -                            | \$ 940.97                   | \$ 940.97                            |
| Richards, Bruce M & Jennifer L                                     | 53-08-20-200-012.000-008 | 2252   | 1B              | N  | \$ -                    | \$ -                    | \$ -                           | \$ -                       | \$ 296.83                | \$ -                     | \$ -                            | \$ 296.83                   | \$ 296.83                            |
| Buchanan, Micah W & Melissa D                                      | 53-08-20-200-008.000-008 | 2100   | 1B              | N  | \$ -                    | \$ -                    | \$ -                           | \$ -                       | \$ 1,056.89              | \$ -                     | \$ -                            | \$ 1,056.89                 | \$ 1,056.89                          |
| Ray, David A & W Gale  | 53-08-20-200-028.000-008 | 2107   | 1B              | N  | \$ -                    | \$ -                    | \$ -                           | \$ -                       | \$ 141.16                | \$ -                     | \$ -                            | \$ 141.16                   | \$ 141.16                            |
| Hinz, Adam J & Amanda C  | 53-08-20-200-017.000-008 | 2370   | 1B              | N  | \$ -                    | \$ -                    | \$ -                           | \$ -                       | \$ 1,151.29              | \$ -                     | \$ -                            | \$ 1,151.29                 | \$ 1,151.29                          |
| Martinez, Frank & Denise   | 53-08-20-200-015.000-008 | 2195   | 1B              | N  | \$ -                    | \$ -                    | \$ -                           | \$ -                       | \$ 698.34                | \$ -                     | \$ -                            | \$ 698.34                   | \$ 698.34                            |
| Trueblood, Richard D & Alison R                                    | 53-08-20-200-019.000-008 | 2093   | 1B              | N  | \$ -                    | \$ -                    | \$ -                           | \$ -                       | \$ 1,210.09              | \$ -                     | \$ -                            | \$ 1,210.09                 | \$ 1,210.09                          |
| Montgomery, Deborah S; Loring, Victoria L                          | 53-08-20-200-026.000-008 | 2176   | 1B              | N  | \$ -                    | \$ -                    | \$ -                           | \$ -                       | \$ 1,354.58              | \$ -                     | \$ -                            | \$ 1,354.58                 | \$ 1,354.58                          |
| Diamond, Susan Lynn & De Veau, Eileen M & Diamond, John A          | 53-08-20-200-025.000-008 | 2304   | 1B              | N  | \$ -                    | \$ -                    | \$ -                           | \$ -                       | \$ 951.73                | \$ -                     | \$ -                            | \$ 951.73                   | \$ 951.73                            |
| Hosea, Todd M & Cindy M  | 53-08-20-200-033.000-008 |        | 1B              | N  | \$ -                    | \$ -                    | \$ -                           | \$ -                       | \$ 1,624.95              | \$ -                     | \$ -                            | \$ 1,624.95                 | \$ 1,624.95                          |



# City of Bloomington



## Area #1B: South-West Annexation Area - Circuit Breaker Impacts Analysis

| Owner Name   | Parcel #                 | Waiver | Annexation Area | AG | Pre-Annex 1% CB Credits | Pre-Annex 2% CB Credits | Pre-Annex 65 & Over CB Credits | Pre-Annex Total CB Credits | Post-Annex 1% CB Credits | Post-Annex 2% CB Credits | Post-Annex 65 & Over CB Credits | Post-Annex Total CB Credits | Total Post-Annex CB Credits Increase |
|--|--------------------------|--------|-----------------|----|-------------------------|-------------------------|--------------------------------|----------------------------|--------------------------|--------------------------|---------------------------------|-----------------------------|--------------------------------------|
| Phan, Anh H; Nguyen, Trieu Phuong Thi; Tran, Hoa V | 53-08-20-200-032.000-008 | 2511   | 1B              | N  | \$ -                    | \$ -                    | \$ -                           | \$ -                       | \$ 118.71                | \$ -                     | \$ -                            | \$ 118.71                   | \$ 118.71                            |
| Astvansh, Vivek & Neetu                            | 53-08-20-200-021.000-008 | 2125   | 1B              | N  | \$ -                    | \$ -                    | \$ -                           | \$ -                       | \$ 1,047.16              | \$ -                     | \$ -                            | \$ 1,047.16                 | \$ 1,047.16                          |
| Arnold, Troy S & Samantha B                        | 53-08-20-200-005.000-008 | 2136   | 1B              | N  | \$ -                    | \$ -                    | \$ -                           | \$ -                       | \$ 296.00                | \$ -                     | \$ -                            | \$ 296.00                   | \$ 296.00                            |
| Richardson, Michael D & Maranda L                  | 53-08-17-301-157.000-008 | 2061   | 1B              | N  | \$ -                    | \$ -                    | \$ -                           | \$ -                       | \$ 1,383.60              | \$ -                     | \$ -                            | \$ 1,383.60                 | \$ 1,383.60                          |
| Wangle Properties LLC                              | 53-08-17-102-017.000-008 |        | 1B              | N  | \$ -                    | \$ -                    | \$ -                           | \$ -                       | \$ -                     | \$ 278.64                | \$ -                            | \$ 278.64                   | \$ 278.64                            |
| McCracken, Linda O                                 | 53-08-17-407-024.000-008 | 2480   | 1B              | N  | \$ -                    | \$ -                    | \$ -                           | \$ -                       | \$ -                     | \$ 236.70                | \$ -                            | \$ 236.70                   | \$ 236.70                            |
| Birch & Brass Design LLC                           | 53-08-17-110-004.000-008 |        | 1B              | N  | \$ -                    | \$ -                    | \$ 321.00                      | \$ 321.00                  | \$ -                     | \$ -                     | \$ 659.97                       | \$ 659.97                   | \$ 338.97                            |
| Jones, Phillip M & Wilma Jean                      | 53-08-17-407-021.000-008 | 1224   | 1B              | N  | \$ -                    | \$ -                    | \$ -                           | \$ -                       | \$ -                     | \$ 145.64                | \$ -                            | \$ 145.64                   | \$ 145.64                            |
| Bloomington Country Club, Inc.                     | 53-08-17-100-026.000-008 |        | 1B              | N  | \$ -                    | \$ -                    | \$ -                           | \$ -                       | \$ -                     | \$ -                     | \$ -                            | \$ -                        | \$ -                                 |
| Professional Golfcar Corp                          | 53-08-18-400-005.000-008 |        | 1B              | N  | \$ -                    | \$ -                    | \$ -                           | \$ -                       | \$ -                     | \$ -                     | \$ -                            | \$ -                        | \$ -                                 |
| East, Jillian Emily                                | 53-08-17-100-037.000-008 | 1010   | 1B              | N  | \$ -                    | \$ -                    | \$ -                           | \$ -                       | \$ -                     | \$ -                     | \$ -                            | \$ -                        | \$ -                                 |
| Hamilton, Brandon R & Olafardottir, Olof D         | 53-08-17-102-062.000-008 | 2463   | 1B              | N  | \$ -                    | \$ -                    | \$ -                           | \$ -                       | \$ -                     | \$ -                     | \$ -                            | \$ -                        | \$ -                                 |
| Ellis Investment Properties, LLC                   | 53-08-17-407-019.000-008 |        | 1B              | N  | \$ -                    | \$ -                    | \$ -                           | \$ -                       | \$ -                     | \$ 169.46                | \$ -                            | \$ 169.46                   | \$ 169.46                            |
| C & H Stone Company, Inc.                          | 53-08-18-400-004.000-008 |        | 1B              | N  | \$ -                    | \$ -                    | \$ -                           | \$ -                       | \$ -                     | \$ -                     | \$ -                            | \$ -                        | \$ -                                 |
| City of Bloomington, Indiana                       | 53-08-18-400-003.000-008 |        | 1B              | N  | \$ -                    | \$ -                    | \$ -                           | \$ -                       | \$ -                     | \$ -                     | \$ -                            | \$ -                        | \$ -                                 |
| State of Indiana                                   | 53-08-18-300-002.000-008 |        | 1B              | N  | \$ -                    | \$ -                    | \$ -                           | \$ -                       | \$ -                     | \$ -                     | \$ -                            | \$ -                        | \$ -                                 |
| AKB Development, LLC                               | 53-08-19-200-064.000-008 | 2148   | 1B              | N  | \$ -                    | \$ -                    | \$ -                           | \$ -                       | \$ -                     | \$ -                     | \$ -                            | \$ -                        | \$ -                                 |
| State of Indiana                                   | 53-08-19-200-061.000-008 | 2148   | 1B              | N  | \$ -                    | \$ -                    | \$ -                           | \$ -                       | \$ -                     | \$ -                     | \$ -                            | \$ -                        | \$ -                                 |
| Brown, Wendell L & Joan L                          | 53-08-17-100-030.000-008 |        | 1B              | N  | \$ -                    | \$ -                    | \$ -                           | \$ -                       | \$ -                     | \$ -                     | \$ -                            | \$ -                        | \$ -                                 |
| Charles Layne LLC                                  | 53-01-40-838-000.000-008 |        | 1B              | N  | \$ -                    | \$ -                    | \$ -                           | \$ -                       | \$ -                     | \$ -                     | \$ -                            | \$ -                        | \$ -                                 |
| White, Brett E & Heather I                         | 53-08-17-102-047.000-008 |        | 1B              | N  | \$ -                    | \$ -                    | \$ -                           | \$ -                       | \$ -                     | \$ -                     | \$ -                            | \$ -                        | \$ -                                 |
| Cree, R Shane I & Inga                             | 53-08-17-100-032.000-008 | 1059   | 1B              | N  | \$ -                    | \$ -                    | \$ -                           | \$ -                       | \$ -                     | \$ 203.40                | \$ -                            | \$ 203.40                   | \$ 203.40                            |
| Mpt Of Bloomington LLC                             | 53-08-19-200-059.000-008 | 2148   | 1B              | N  | \$ -                    | \$ -                    | \$ -                           | \$ -                       | \$ -                     | \$ -                     | \$ -                            | \$ -                        | \$ -                                 |
| Indiana University Health Inc                      | 53-08-19-200-060.000-008 | 2148   | 1B              | N  | \$ -                    | \$ -                    | \$ -                           | \$ -                       | \$ -                     | \$ -                     | \$ -                            | \$ -                        | \$ -                                 |
| Indiana University Health Inc                      | 53-08-19-200-063.000-008 | 2148   | 1B              | N  | \$ -                    | \$ -                    | \$ -                           | \$ -                       | \$ -                     | \$ -                     | \$ -                            | \$ -                        | \$ -                                 |
| Monroe Medical Park Association, Inc               | 53-08-19-200-058.000-008 | 2148   | 1B              | N  | \$ -                    | \$ -                    | \$ -                           | \$ -                       | \$ -                     | \$ -                     | \$ -                            | \$ -                        | \$ -                                 |
| Duke Energy Indiana Inc                            | 53-08-19-200-063.004-008 | 2148   | 1B              | N  | \$ -                    | \$ -                    | \$ -                           | \$ -                       | \$ -                     | \$ -                     | \$ -                            | \$ -                        | \$ -                                 |
| Hays, Timothy                                      | 53-08-17-400-011.000-008 |        | 1B              | N  | \$ -                    | \$ -                    | \$ -                           | \$ -                       | \$ -                     | \$ -                     | \$ -                            | \$ -                        | \$ -                                 |
| Zen, Edwin K                                       | 53-01-40-561-000.000-008 |        | 1B              | N  | \$ -                    | \$ -                    | \$ -                           | \$ -                       | \$ 412.67                | \$ -                     | \$ -                            | \$ 412.67                   | \$ 412.67                            |
| Karaffa, Paul A & Marni Dickson Karaffa            | 53-08-17-102-069.000-008 |        | 1B              | N  | \$ -                    | \$ -                    | \$ -                           | \$ -                       | \$ -                     | \$ -                     | \$ -                            | \$ -                        | \$ -                                 |
| Childress, Philip L. & Dana R.                     | 53-08-17-401-012.000-008 |        | 1B              | N  | \$ -                    | \$ -                    | \$ -                           | \$ -                       | \$ -                     | \$ -                     | \$ -                            | \$ -                        | \$ -                                 |
| Schaad, William F                                  | 53-08-20-100-049.000-008 |        | 1B              | N  | \$ -                    | \$ -                    | \$ -                           | \$ -                       | \$ -                     | \$ 204.45                | \$ -                            | \$ 204.45                   | \$ 204.45                            |
| Brinegar, Emily R: Sindere, Rebekah Suzanne        | 53-08-20-100-041.000-008 |        | 1B              | N  | \$ -                    | \$ -                    | \$ -                           | \$ -                       | \$ -                     | \$ -                     | \$ -                            | \$ -                        | \$ -                                 |
| Wininger, Thomas R                                 | 53-08-20-100-032.000-008 | 2149   | 1B              | N  | \$ -                    | \$ -                    | \$ -                           | \$ -                       | \$ -                     | \$ 261.82                | \$ -                            | \$ 261.82                   | \$ 261.82                            |
| Colby, Teresa D                                    | 53-08-17-102-027.000-008 | 1293   | 1B              | N  | \$ -                    | \$ -                    | \$ -                           | \$ -                       | \$ 151.82                | \$ -                     | \$ -                            | \$ 151.82                   | \$ 151.82                            |
| Baird, Corbin J & Rhonda K                         | 53-08-17-102-045.000-008 | 1227   | 1B              | N  | \$ -                    | \$ -                    | \$ -                           | \$ -                       | \$ -                     | \$ -                     | \$ -                            | \$ -                        | \$ -                                 |
| Ziegler, Carl H Rev Living Trust                   | 53-08-17-100-031.000-008 |        | 1B              | N  | \$ -                    | \$ -                    | \$ -                           | \$ -                       | \$ -                     | \$ 331.97                | \$ -                            | \$ 331.97                   | \$ 331.97                            |
| State of Indiana                                   | 53-08-19-100-016.000-008 |        | 1B              | Y  | \$ -                    | \$ -                    | \$ -                           | \$ -                       | \$ -                     | \$ -                     | \$ -                            | \$ -                        | \$ -                                 |
| Oliver, Katherine & Ellen Prasse                   | 53-08-20-100-047.000-008 |        | 1B              | N  | \$ -                    | \$ -                    | \$ -                           | \$ -                       | \$ -                     | \$ -                     | \$ -                            | \$ -                        | \$ -                                 |
| Watts, Janet K                                     | 53-01-40-873-000.000-008 |        | 1B              | N  | \$ -                    | \$ -                    | \$ -                           | \$ -                       | \$ -                     | \$ -                     | \$ -                            | \$ -                        | \$ -                                 |
| Muruganatham, Nivetha & Muruganatham, Kavitha      | 53-08-17-101-002.000-008 |        | 1B              | N  | \$ -                    | \$ -                    | \$ -                           | \$ -                       | \$ 288.03                | \$ -                     | \$ -                            | \$ 288.03                   | \$ 288.03                            |
| Adkins, Robert H                                   | 53-08-17-102-026.000-008 | 1178   | 1B              | N  | \$ -                    | \$ -                    | \$ 515.00                      | \$ 515.00                  | \$ -                     | \$ -                     | \$ -                            | \$ -                        | \$ (515.00)                          |
| Roberts, Gary Douglas & Stephanie J                | 53-08-20-200-001.001-008 |        | 1B              | N  | \$ -                    | \$ -                    | \$ -                           | \$ -                       | \$ -                     | \$ -                     | \$ -                            | \$ -                        | \$ -                                 |

# City of Bloomington

## Area #1B: South-West Annexation Area - Circuit Breaker Impacts Analysis



| Owner Name   | Parcel #                 | Waiver | Annexation Area | AG | Pre-Annex 1% CB Credits | Pre-Annex 2% CB Credits | Pre-Annex 65 & Over CB Credits | Pre-Annex Total CB Credits | Post-Annex 1% CB Credits | Post-Annex 2% CB Credits | Post-Annex 65 & Over CB Credits | Post-Annex Total CB Credits | Total Post-Annex CB Credits Increase |
|--|--------------------------|--------|-----------------|----|-------------------------|-------------------------|--------------------------------|----------------------------|--------------------------|--------------------------|---------------------------------|-----------------------------|--------------------------------------|
| Crane, Dave R  | 53-08-17-100-012.000-008 |        | 1B              | N  | \$ -                    | \$ -                    | \$ -                           | \$ -                       | \$ -                     | \$ 145.68                | \$ -                            | \$ 145.68                   | \$ 145.68                            |
| Willow Creek Homeowners Association Inc                | 53-08-17-404-035.000-008 |        | 1B              | N  | \$ -                    | \$ -                    | \$ -                           | \$ -                       | \$ -                     | \$ -                     | \$ -                            | \$ -                        | \$ -                                 |
| Jones, Janssen & Nicole                                | 53-08-17-406-003.000-008 |        | 1B              | N  | \$ -                    | \$ -                    | \$ -                           | \$ -                       | \$ -                     | \$ -                     | \$ -                            | \$ -                        | \$ -                                 |
| Heald, Nathan; Wilcoxon, Cherly Ann                    | 53-08-17-406-023.000-008 |        | 1B              | N  | \$ -                    | \$ -                    | \$ -                           | \$ -                       | \$ 146.86                | \$ -                     | \$ -                            | \$ 146.86                   | \$ 146.86                            |
| Harbison, Zachary C & Stephanie L                      | 53-08-17-406-013.000-008 |        | 1B              | N  | \$ -                    | \$ -                    | \$ -                           | \$ -                       | \$ 320.74                | \$ -                     | \$ -                            | \$ 320.74                   | \$ 320.74                            |
| Armstrong, Guy Frederick III & Samarzea, Brian Russell | 53-08-17-406-014.000-008 |        | 1B              | N  | \$ -                    | \$ -                    | \$ -                           | \$ -                       | \$ 213.52                | \$ -                     | \$ -                            | \$ 213.52                   | \$ 213.52                            |
| Jones, Richard H & Clydea H                            | 53-08-17-406-007.000-008 |        | 1B              | N  | \$ -                    | \$ -                    | \$ -                           | \$ -                       | \$ 64.04                 | \$ -                     | \$ -                            | \$ 64.04                    | \$ 64.04                             |
| Bowlen, Nancy C  | 53-08-17-406-030.000-008 |        | 1B              | N  | \$ -                    | \$ -                    | \$ 291.00                      | \$ 291.00                  | \$ -                     | \$ -                     | \$ 1,022.02                     | \$ 1,022.02                 | \$ 731.02                            |
| Zehner, Amy L  | 53-08-17-406-021.000-008 | 1729   | 1B              | N  | \$ -                    | \$ -                    | \$ -                           | \$ -                       | \$ 177.50                | \$ -                     | \$ -                            | \$ 177.50                   | \$ 177.50                            |
| Biddle, Kent E & Barbara K                             | 53-08-17-406-020.000-008 |        | 1B              | N  | \$ -                    | \$ -                    | \$ -                           | \$ -                       | \$ 25.13                 | \$ -                     | \$ -                            | \$ 25.13                    | \$ 25.13                             |
| Summitt, Steven B & Anna M                             | 53-08-17-406-009.000-008 |        | 1B              | N  | \$ -                    | \$ -                    | \$ -                           | \$ -                       | \$ 96.75                 | \$ -                     | \$ -                            | \$ 96.75                    | \$ 96.75                             |
| Van Der Dussen, Rhonda E                               | 53-08-17-406-010.000-008 |        | 1B              | N  | \$ -                    | \$ -                    | \$ -                           | \$ -                       | \$ -                     | \$ -                     | \$ -                            | \$ -                        | \$ -                                 |
| Knaus, Terry W   | 53-08-17-406-019.000-008 |        | 1B              | N  | \$ -                    | \$ -                    | \$ -                           | \$ -                       | \$ 54.52                 | \$ -                     | \$ -                            | \$ 54.52                    | \$ 54.52                             |
| Wilson, Steven A Jr; Messmer, Jessica Ann              | 53-08-17-406-015.000-008 |        | 1B              | N  | \$ -                    | \$ -                    | \$ -                           | \$ -                       | \$ 138.58                | \$ -                     | \$ -                            | \$ 138.58                   | \$ 138.58                            |
| Van Hoy, William III                                   | 53-08-17-406-027.000-008 |        | 1B              | N  | \$ -                    | \$ -                    | \$ -                           | \$ -                       | \$ -                     | \$ -                     | \$ -                            | \$ -                        | \$ -                                 |
| Anderson, Alissa G; Brooks, Austin D                   | 53-08-17-406-029.000-008 |        | 1B              | N  | \$ -                    | \$ -                    | \$ -                           | \$ -                       | \$ 81.44                 | \$ -                     | \$ -                            | \$ 81.44                    | \$ 81.44                             |
| Loveless, Justin W                                     | 53-08-17-101-007.000-008 |        | 1B              | N  | \$ -                    | \$ -                    | \$ -                           | \$ -                       | \$ 455.31                | \$ -                     | \$ -                            | \$ 455.31                   | \$ 455.31                            |
| Larson, Sarah E & Michael J                            | 53-08-17-100-020.000-008 |        | 1B              | N  | \$ -                    | \$ -                    | \$ -                           | \$ -                       | \$ -                     | \$ -                     | \$ -                            | \$ -                        | \$ -                                 |
| Spicer Rentals LLC                                     | 53-08-17-407-026.000-008 | 1294   | 1B              | N  | \$ -                    | \$ -                    | \$ -                           | \$ -                       | \$ -                     | \$ 290.45                | \$ -                            | \$ 290.45                   | \$ 290.45                            |
| Coleman, Braiden & Brooke                              | 53-08-17-407-003.000-008 | 2440   | 1B              | N  | \$ -                    | \$ -                    | \$ -                           | \$ -                       | \$ 69.84                 | \$ -                     | \$ -                            | \$ 69.84                    | \$ 69.84                             |
| Conrad, Mark A & Julie L                               | 53-08-17-407-031.000-008 | 2440   | 1B              | N  | \$ -                    | \$ -                    | \$ -                           | \$ -                       | \$ 86.83                 | \$ -                     | \$ -                            | \$ 86.83                    | \$ 86.83                             |
| Hobbit Homes LLC                                       | 53-08-17-406-028.000-008 | 1830   | 1B              | N  | \$ -                    | \$ -                    | \$ -                           | \$ -                       | \$ 19.75                 | \$ -                     | \$ -                            | \$ 19.75                    | \$ 19.75                             |
| Costin, John A & Christine E                           | 53-08-17-406-031.000-008 |        | 1B              | N  | \$ -                    | \$ -                    | \$ -                           | \$ -                       | \$ -                     | \$ -                     | \$ -                            | \$ -                        | \$ -                                 |
| Wilson, Whitney & Bradley                              | 53-08-17-406-032.000-008 |        | 1B              | N  | \$ -                    | \$ -                    | \$ -                           | \$ -                       | \$ 111.25                | \$ -                     | \$ -                            | \$ 111.25                   | \$ 111.25                            |
| Cappiello, Mary J.                                     | 53-08-17-406-002.000-008 |        | 1B              | N  | \$ -                    | \$ -                    | \$ -                           | \$ -                       | \$ 81.44                 | \$ -                     | \$ -                            | \$ 81.44                    | \$ 81.44                             |

# City of Bloomington



## Area #1B: South-West Annexation Area - Circuit Breaker Impacts Analysis

| Owner Name   | Parcel #                 | Waiver | Annexation Area | AG | Pre-Annex 1% CB Credits | Pre-Annex 2% CB Credits | Pre-Annex 65 & Over CB Credits | Pre-Annex Total CB Credits | Post-Annex 1% CB Credits | Post-Annex 2% CB Credits | Post-Annex 65 & Over CB Credits | Post-Annex Total CB Credits | Total Post-Annex CB Credits Increase |
|--|--------------------------|--------|-----------------|----|-------------------------|-------------------------|--------------------------------|----------------------------|--------------------------|--------------------------|---------------------------------|-----------------------------|--------------------------------------|
| Barrett, John & Alisha Jensen                                    | 53-08-17-406-038.000-008 |        | 1B              | N  | \$ -                    | \$ -                    | \$ -                           | \$ -                       | \$ 64.87                 | \$ -                     | \$ -                            | \$ 64.87                    | \$ 64.87                             |
| Woodbridge, Timothy & Julia                                      | 53-08-17-406-016.000-008 |        | 1B              | N  | \$ -                    | \$ -                    | \$ -                           | \$ -                       | \$ 137.32                | \$ -                     | \$ -                            | \$ 137.32                   | \$ 137.32                            |
| Dennis, Darrell O & Siobhan F                                    | 53-08-17-406-035.000-008 |        | 1B              | N  | \$ -                    | \$ -                    | \$ -                           | \$ -                       | \$ 69.84                 | \$ -                     | \$ -                            | \$ 69.84                    | \$ 69.84                             |
| Goy, S Eric & Kimberly   | 53-08-17-406-039.000-008 |        | 1B              | N  | \$ -                    | \$ -                    | \$ -                           | \$ -                       | \$ 232.15                | \$ -                     | \$ -                            | \$ 232.15                   | \$ 232.15                            |
| Culver, Robert W   | 53-08-17-406-034.000-008 |        | 1B              | N  | \$ -                    | \$ -                    | \$ -                           | \$ -                       | \$ 26.37                 | \$ -                     | \$ -                            | \$ 26.37                    | \$ 26.37                             |
| Joseph, Scott N & Stacy A  | 53-08-17-406-040.000-008 |        | 1B              | N  | \$ -                    | \$ -                    | \$ -                           | \$ -                       | \$ 194.88                | \$ -                     | \$ -                            | \$ 194.88                   | \$ 194.88                            |
| Rickert, Janice Lynn & Vandewiele, Carolyn M.                    | 53-08-17-406-041.000-008 |        | 1B              | N  | \$ -                    | \$ -                    | \$ -                           | \$ -                       | \$ 220.56                | \$ -                     | \$ -                            | \$ 220.56                   | \$ 220.56                            |
| Karty, Judith E  | 53-08-17-406-036.000-008 |        | 1B              | N  | \$ -                    | \$ -                    | \$ -                           | \$ -                       | \$ 4.43                  | \$ -                     | \$ -                            | \$ 4.43                     | \$ 4.43                              |
| Hart, Louise A   | 53-08-17-406-017.000-008 |        | 1B              | N  | \$ -                    | \$ -                    | \$ -                           | \$ -                       | \$ 235.45                | \$ -                     | \$ -                            | \$ 235.45                   | \$ 235.45                            |
| Beevers, Leigh K & Tyler M                                       | 53-08-17-406-012.000-008 |        | 1B              | N  | \$ -                    | \$ -                    | \$ -                           | \$ -                       | \$ -                     | \$ 479.33                | \$ -                            | \$ 479.33                   | \$ 479.33                            |
| Silay, Kemal & June B  | 53-08-17-406-018.000-008 | 1821   | 1B              | N  | \$ -                    | \$ -                    | \$ -                           | \$ -                       | \$ 410.59                | \$ -                     | \$ -                            | \$ 410.59                   | \$ 410.59                            |
| Walker, Randall L & Sharon                                       | 53-08-17-406-025.000-008 |        | 1B              | N  | \$ -                    | \$ -                    | \$ -                           | \$ -                       | \$ -                     | \$ 471.50                | \$ -                            | \$ 471.50                   | \$ 471.50                            |
| White, Kevin W & Erin E  | 53-08-17-406-005.000-008 |        | 1B              | N  | \$ -                    | \$ -                    | \$ -                           | \$ -                       | \$ 60.74                 | \$ -                     | \$ -                            | \$ 60.74                    | \$ 60.74                             |
| Bruce, Alexander M & Erin E                                      | 53-08-17-406-022.000-008 |        | 1B              | N  | \$ -                    | \$ -                    | \$ -                           | \$ -                       | \$ 15.61                 | \$ -                     | \$ -                            | \$ 15.61                    | \$ 15.61                             |
| Haury, Michael   | 53-08-17-102-068.000-008 |        | 1B              | N  | \$ -                    | \$ -                    | \$ -                           | \$ -                       | \$ -                     | \$ 247.87                | \$ -                            | \$ 247.87                   | \$ 247.87                            |
| Hein, Eric A & Denise M  | 53-01-40-588-000.000-008 | 1678   | 1B              | N  | \$ -                    | \$ -                    | \$ -                           | \$ -                       | \$ -                     | \$ 737.28                | \$ -                            | \$ 737.28                   | \$ 737.28                            |
| Ray, Donna M & Otto E  | 53-08-17-406-037.000-008 |        | 1B              | N  | \$ -                    | \$ -                    | \$ -                           | \$ -                       | \$ 138.15                | \$ -                     | \$ -                            | \$ 138.15                   | \$ 138.15                            |
| Dabney, Laura Cynthia  | 53-08-17-406-001.000-008 |        | 1B              | N  | \$ -                    | \$ -                    | \$ -                           | \$ -                       | \$ 282.66                | \$ -                     | \$ -                            | \$ 282.66                   | \$ 282.66                            |
| Love, Virshawn C & Louis T Jr                                    | 53-08-17-406-033.000-008 |        | 1B              | N  | \$ -                    | \$ -                    | \$ -                           | \$ -                       | \$ 384.52                | \$ -                     | \$ -                            | \$ 384.52                   | \$ 384.52                            |
| Wangle Properties LLC  | 53-08-17-102-030.000-008 |        | 1B              | N  | \$ -                    | \$ -                    | \$ -                           | \$ -                       | \$ -                     | \$ 265.36                | \$ -                            | \$ 265.36                   | \$ 265.36                            |
| Garcia, Maria L  | 53-08-17-406-004.000-008 |        | 1B              | N  | \$ -                    | \$ -                    | \$ -                           | \$ -                       | \$ 7.13                  | \$ -                     | \$ -                            | \$ 7.13                     | \$ 7.13                              |
| Hardesty, Jon C  | 53-08-17-406-024.000-008 |        | 1B              | N  | \$ -                    | \$ -                    | \$ -                           | \$ -                       | \$ 284.32                | \$ -                     | \$ -                            | \$ 284.32                   | \$ 284.32                            |
| Spiegler, Richard M  | 53-08-17-406-011.000-008 |        | 1B              | N  | \$ -                    | \$ -                    | \$ -                           | \$ -                       | \$ 88.89                 | \$ -                     | \$ -                            | \$ 88.89                    | \$ 88.89                             |
| Barlow, Trevor Loyal & Lisa Marie                                | 53-08-17-406-026.000-008 |        | 1B              | N  | \$ -                    | \$ -                    | \$ -                           | \$ -                       | \$ -                     | \$ -                     | \$ -                            | \$ -                        | \$ -                                 |
| Rees-krebs, Margaret J   | 53-08-17-405-014.000-008 |        | 1B              | N  | \$ -                    | \$ -                    | \$ -                           | \$ -                       | \$ 230.90                | \$ -                     | \$ -                            | \$ 230.90                   | \$ 230.90                            |
| Chapman, Ruth Louise Revocable Trust                             | 53-08-17-405-004.000-008 |        | 1B              | N  | \$ -                    | \$ -                    | \$ -                           | \$ -                       | \$ 71.09                 | \$ -                     | \$ -                            | \$ 71.09                    | \$ 71.09                             |
| Haddock, Mark  | 53-08-17-405-015.000-008 |        | 1B              | N  | \$ -                    | \$ -                    | \$ -                           | \$ -                       | \$ 211.02                | \$ -                     | \$ -                            | \$ 211.02                   | \$ 211.02                            |
| Webster, Emily E & Joshua N                                      | 53-08-17-405-007.000-008 |        | 1B              | N  | \$ -                    | \$ -                    | \$ -                           | \$ -                       | \$ 308.32                | \$ -                     | \$ -                            | \$ 308.32                   | \$ 308.32                            |
| Graebe, Eric E & Jamie L   | 53-08-17-405-008.000-008 |        | 1B              | N  | \$ -                    | \$ -                    | \$ -                           | \$ -                       | \$ 271.06                | \$ -                     | \$ -                            | \$ 271.06                   | \$ 271.06                            |
| Powell, Nathan L & Rachel L                                      | 53-08-17-405-024.000-008 |        | 1B              | N  | \$ -                    | \$ -                    | \$ -                           | \$ -                       | \$ 308.75                | \$ -                     | \$ -                            | \$ 308.75                   | \$ 308.75                            |
| Platter, Larry   | 53-08-17-405-003.000-008 |        | 1B              | N  | \$ -                    | \$ -                    | \$ 364.00                      | \$ 364.00                  | \$ -                     | \$ -                     | \$ 1,120.46                     | \$ 1,120.46                 | \$ 756.46                            |
| Cecil, James K & Stephanie M                                     | 53-08-17-405-002.000-008 |        | 1B              | N  | \$ -                    | \$ -                    | \$ -                           | \$ -                       | \$ 119.94                | \$ -                     | \$ -                            | \$ 119.94                   | \$ 119.94                            |
| Neff, Debra A & Siwko-Bajon, Paul G                              | 53-08-17-405-001.000-008 |        | 1B              | N  | \$ -                    | \$ -                    | \$ -                           | \$ -                       | \$ 113.73                | \$ -                     | \$ -                            | \$ 113.73                   | \$ 113.73                            |
| Reece, Gregory M & Jones, Angel D                                | 53-08-17-405-020.000-008 |        | 1B              | N  | \$ -                    | \$ -                    | \$ -                           | \$ -                       | \$ 497.13                | \$ -                     | \$ -                            | \$ 497.13                   | \$ 497.13                            |
| Jones, Wesley Jarrett Gray & Carolyn K                           | 53-08-17-405-030.000-008 |        | 1B              | N  | \$ -                    | \$ -                    | \$ -                           | \$ -                       | \$ 73.56                 | \$ -                     | \$ -                            | \$ 73.56                    | \$ 73.56                             |
| Irwin, Elizabeth C   | 53-08-17-405-027.000-008 |        | 1B              | N  | \$ -                    | \$ -                    | \$ -                           | \$ -                       | \$ 660.25                | \$ -                     | \$ -                            | \$ 660.25                   | \$ 660.25                            |
| Colbert, Matthew O & Catherine D                                 | 53-08-17-405-018.000-008 |        | 1B              | N  | \$ -                    | \$ -                    | \$ -                           | \$ -                       | \$ 308.32                | \$ -                     | \$ -                            | \$ 308.32                   | \$ 308.32                            |
| Senior, Ted A Family Trust U/A & Senior, Mary L Family Trust U/A | 53-08-17-405-022.000-008 |        | 1B              | N  | \$ -                    | \$ -                    | \$ -                           | \$ -                       | \$ -                     | \$ -                     | \$ -                            | \$ -                        | \$ -                                 |
| Steele, Michael D & Nason, Mary-kathryne A                       | 53-08-17-405-028.000-008 |        | 1B              | N  | \$ -                    | \$ -                    | \$ -                           | \$ -                       | \$ 592.36                | \$ -                     | \$ -                            | \$ 592.36                   | \$ 592.36                            |
| McClure, Dianne E  | 53-08-17-405-023.000-008 |        | 1B              | N  | \$ -                    | \$ -                    | \$ -                           | \$ -                       | \$ 178.74                | \$ -                     | \$ -                            | \$ 178.74                   | \$ 178.74                            |
| Day, Wesley G & Alice M  | 53-08-17-405-026.000-008 |        | 1B              | N  | \$ -                    | \$ -                    | \$ -                           | \$ -                       | \$ 72.75                 | \$ -                     | \$ -                            | \$ 72.75                    | \$ 72.75                             |
| Szakaly, Andrew & Nancy  | 53-01-40-613-000.000-008 |        | 1B              | N  | \$ -                    | \$ -                    | \$ -                           | \$ -                       | \$ -                     | \$ 275.06                | \$ -                            | \$ 275.06                   | \$ 275.06                            |
| Brown, Rory K  | 53-08-17-104-017.000-008 | 1306   | 1B              | N  | \$ -                    | \$ -                    | \$ -                           | \$ -                       | \$ -                     | \$ 251.03                | \$ -                            | \$ 251.03                   | \$ 251.03                            |
| Miller, Jeff A & Dawna M Walls                                   | 53-08-17-104-015.000-008 |        | 1B              | N  | \$ -                    | \$ -                    | \$ -                           | \$ -                       | \$ -                     | \$ -                     | \$ -                            | \$ -                        | \$ -                                 |

# City of Bloomington



## Area #1B: South-West Annexation Area - Circuit Breaker Impacts Analysis

| Owner Name  | Parcel #                 | Waiver | Annexation Area | AG | Pre-Annex 1% CB Credits | Pre-Annex 2% CB Credits | Pre-Annex 65 & Over CB Credits | Pre-Annex Total CB Credits | Post-Annex 1% CB Credits | Post-Annex 2% CB Credits | Post-Annex 65 & Over CB Credits | Post-Annex Total CB Credits | Total Post-Annex CB Credits Increase |
|---|--------------------------|--------|-----------------|----|-------------------------|-------------------------|--------------------------------|----------------------------|--------------------------|--------------------------|---------------------------------|-----------------------------|--------------------------------------|
| Bridwell, Asheli  | 53-08-17-104-016.000-008 | 1308   | 1B              | N  | \$ -                    | \$ -                    | \$ -                           | \$ -                       | \$ -                     | \$ -                     | \$ -                            | \$ -                        | \$ -                                 |
| Headley, Allan L & Janice E Revocable Trust             | 53-08-17-104-012.000-008 | 1180   | 1B              | N  | \$ -                    | \$ -                    | \$ -                           | \$ -                       | \$ -                     | \$ 284.97                | \$ -                            | \$ 284.97                   | \$ 284.97                            |
| Gainey, Jonathan M                                      | 53-08-17-405-029.000-008 | 1686   | 1B              | N  | \$ -                    | \$ -                    | \$ -                           | \$ -                       | \$ 293.01                | \$ -                     | \$ -                            | \$ 293.01                   | \$ 293.01                            |
| Brewer, Steven F & Nanette Esseck                       | 53-08-17-400-008.000-008 | 2036   | 1B              | N  | \$ -                    | \$ -                    | \$ -                           | \$ -                       | \$ 264.86                | \$ -                     | \$ -                            | \$ 264.86                   | \$ 264.86                            |
| Hollers, Larry E & Melissa J Smith                      | 53-08-17-102-018.000-008 |        | 1B              | N  | \$ -                    | \$ -                    | \$ -                           | \$ -                       | \$ -                     | \$ -                     | \$ -                            | \$ -                        | \$ -                                 |
| Leffler, James H  | 53-08-17-102-029.000-008 | 1202   | 1B              | N  | \$ -                    | \$ -                    | \$ -                           | \$ -                       | \$ -                     | \$ 279.27                | \$ -                            | \$ 279.27                   | \$ 279.27                            |
| Baker, Leonard R & Bonnie J Trust                       | 53-08-17-404-016.000-008 | 1684   | 1B              | N  | \$ -                    | \$ -                    | \$ 156.00                      | \$ 156.00                  | \$ -                     | \$ -                     | \$ 876.87                       | \$ 876.87                   | \$ 720.87                            |
| Christine, Joseph LLC                                   | 53-08-17-404-027.000-008 | 2131   | 1B              | N  | \$ -                    | \$ -                    | \$ -                           | \$ -                       | \$ -                     | \$ 467.49                | \$ -                            | \$ 467.49                   | \$ 467.49                            |
| Zoss, Thomas W & Maria B                                | 53-01-40-885-083.000-008 | 2429   | 1B              | N  | \$ -                    | \$ -                    | \$ -                           | \$ -                       | \$ 184.53                | \$ -                     | \$ -                            | \$ 184.53                   | \$ 184.53                            |
| Joseph Christine LLC                                    | 53-08-17-404-024.000-008 | 2079   | 1B              | N  | \$ -                    | \$ -                    | \$ -                           | \$ -                       | \$ -                     | \$ 514.29                | \$ -                            | \$ 514.29                   | \$ 514.29                            |
| Stogsdill, William R & Virginia G                       | 53-08-17-404-028.000-008 |        | 1B              | N  | \$ -                    | \$ -                    | \$ -                           | \$ -                       | \$ 172.95                | \$ -                     | \$ -                            | \$ 172.95                   | \$ 172.95                            |
| Ayers, Stephanie J & Prince, Peggy S                    | 53-08-17-404-025.000-008 | 1589   | 1B              | N  | \$ -                    | \$ -                    | \$ -                           | \$ -                       | \$ 132.78                | \$ -                     | \$ -                            | \$ 132.78                   | \$ 132.78                            |
| Connolly, Megan Hansen & Joseph Michael                 | 53-08-17-404-026.000-008 |        | 1B              | N  | \$ -                    | \$ -                    | \$ -                           | \$ -                       | \$ 200.27                | \$ -                     | \$ -                            | \$ 200.27                   | \$ 200.27                            |
| Kunkler, Brandon  | 53-08-17-404-017.000-008 | 2427   | 1B              | N  | \$ -                    | \$ -                    | \$ -                           | \$ -                       | \$ 18.92                 | \$ -                     | \$ -                            | \$ 18.92                    | \$ 18.92                             |
| Wells, Ernestine G & Kevin E                            | 53-08-17-404-004.000-008 | 2428   | 1B              | N  | \$ -                    | \$ -                    | \$ -                           | \$ -                       | \$ 158.08                | \$ -                     | \$ -                            | \$ 158.08                   | \$ 158.08                            |
| Bird, Stephen Robert                                    | 53-08-17-404-019.000-008 |        | 1B              | N  | \$ -                    | \$ -                    | \$ -                           | \$ -                       | \$ -                     | \$ -                     | \$ -                            | \$ -                        | \$ -                                 |
| McConnell, Raymond J & Lala B                           | 53-08-17-404-012.000-008 |        | 1B              | N  | \$ -                    | \$ -                    | \$ -                           | \$ -                       | \$ 323.69                | \$ -                     | \$ -                            | \$ 323.69                   | \$ 323.69                            |
| Willow Creek Home Owners Association Inc                | 53-08-17-406-006.000-008 |        | 1B              | N  | \$ -                    | \$ -                    | \$ -                           | \$ -                       | \$ -                     | \$ -                     | \$ -                            | \$ -                        | \$ -                                 |
| Leal, Martin G & Sherry A                               | 53-08-17-404-001.000-008 | 2471   | 1B              | N  | \$ -                    | \$ -                    | \$ -                           | \$ -                       | \$ 623.41                | \$ -                     | \$ -                            | \$ 623.41                   | \$ 623.41                            |
| Webb, Justin C & Laird, Allison F                       | 53-08-17-404-007.000-008 | 1906   | 1B              | N  | \$ -                    | \$ -                    | \$ -                           | \$ -                       | \$ 235.45                | \$ -                     | \$ -                            | \$ 235.45                   | \$ 235.45                            |
| Cummins, Alison M                                       | 53-08-17-404-013.000-008 | 2035   | 1B              | N  | \$ -                    | \$ -                    | \$ -                           | \$ -                       | \$ 384.50                | \$ -                     | \$ -                            | \$ 384.50                   | \$ 384.50                            |
| Latimer, James & Danielle                               | 53-08-17-404-003.000-008 | 2425   | 1B              | N  | \$ -                    | \$ -                    | \$ -                           | \$ -                       | \$ -                     | \$ -                     | \$ -                            | \$ -                        | \$ -                                 |
| Smith, Michelle J & Michael D                           | 53-08-17-404-030.000-008 |        | 1B              | N  | \$ -                    | \$ -                    | \$ -                           | \$ -                       | \$ 304.19                | \$ -                     | \$ -                            | \$ 304.19                   | \$ 304.19                            |
| Motz, Gary J  | 53-08-17-404-005.000-008 |        | 1B              | N  | \$ -                    | \$ -                    | \$ -                           | \$ -                       | \$ -                     | \$ -                     | \$ -                            | \$ -                        | \$ -                                 |
| McCleery, Laura   | 53-08-17-404-023.000-008 |        | 1B              | N  | \$ -                    | \$ -                    | \$ -                           | \$ -                       | \$ 26.37                 | \$ -                     | \$ -                            | \$ 26.37                    | \$ 26.37                             |
| Morran, Gabriel T & Samantha M                          | 53-08-17-404-018.000-008 |        | 1B              | N  | \$ -                    | \$ -                    | \$ -                           | \$ -                       | \$ -                     | \$ -                     | \$ -                            | \$ -                        | \$ -                                 |
| Present, Daniel L & Cynthia L                           | 53-08-17-404-011.000-008 | 2482   | 1B              | N  | \$ -                    | \$ -                    | \$ -                           | \$ -                       | \$ 490.51                | \$ -                     | \$ -                            | \$ 490.51                   | \$ 490.51                            |
| Warner, Brian S & Jessica L                             | 53-08-17-404-022.000-008 | 1622   | 1B              | N  | \$ -                    | \$ -                    | \$ -                           | \$ -                       | \$ 290.11                | \$ -                     | \$ -                            | \$ 290.11                   | \$ 290.11                            |
| Goodwin, Christopher O & Naomi M                        | 53-08-17-404-009.000-008 | 1983   | 1B              | N  | \$ -                    | \$ -                    | \$ -                           | \$ -                       | \$ 142.71                | \$ -                     | \$ -                            | \$ 142.71                   | \$ 142.71                            |
| Galloway, Sean Ernest & Stephanie R                     | 53-08-17-404-015.000-008 | 2493   | 1B              | N  | \$ -                    | \$ -                    | \$ -                           | \$ -                       | \$ 687.98                | \$ -                     | \$ -                            | \$ 687.98                   | \$ 687.98                            |
| Whitney, Jonathan W & Mary M                            | 53-08-20-205-027.000-008 | 1679   | 1B              | N  | \$ -                    | \$ -                    | \$ -                           | \$ -                       | \$ 614.75                | \$ -                     | \$ -                            | \$ 614.75                   | \$ 614.75                            |
| Beitvashahi, Mohammad                                   | 53-08-20-205-018.000-008 | 1532   | 1B              | N  | \$ -                    | \$ -                    | \$ -                           | \$ -                       | \$ 474.77                | \$ -                     | \$ -                            | \$ 474.77                   | \$ 474.77                            |
| Schlegel, Stephen B & Susan D                           | 53-08-20-205-001.000-008 | 1606   | 1B              | N  | \$ -                    | \$ -                    | \$ -                           | \$ -                       | \$ 883.01                | \$ -                     | \$ -                            | \$ 883.01                   | \$ 883.01                            |
| Reynolds, Norris G                                      | 53-08-20-205-014.000-008 | 1501   | 1B              | N  | \$ -                    | \$ -                    | \$ -                           | \$ -                       | \$ -                     | \$ 615.88                | \$ -                            | \$ 615.88                   | \$ 615.88                            |
| Bevis, Janet L. Declaration of Trust & Bevis, T. Austin | 53-08-20-205-031.000-008 | 1438   | 1B              | N  | \$ -                    | \$ -                    | \$ -                           | \$ -                       | \$ 723.61                | \$ -                     | \$ -                            | \$ 723.61                   | \$ 723.61                            |
| Hawk, Christopher W & Stewart, Meridith M               | 53-08-20-205-032.000-008 | 1430   | 1B              | N  | \$ -                    | \$ -                    | \$ -                           | \$ -                       | \$ 916.55                | \$ -                     | \$ -                            | \$ 916.55                   | \$ 916.55                            |
| Cline, Julie R  | 53-08-20-205-002.000-008 | 1875   | 1B              | N  | \$ -                    | \$ -                    | \$ -                           | \$ -                       | \$ 697.93                | \$ -                     | \$ -                            | \$ 697.93                   | \$ 697.93                            |
| Sterner, Mark T & Elizabeth R                           | 53-08-20-205-005.000-008 |        | 1B              | N  | \$ -                    | \$ -                    | \$ -                           | \$ -                       | \$ 272.31                | \$ -                     | \$ -                            | \$ 272.31                   | \$ 272.31                            |
| Cohen, Terrance P & Ellen K                             | 53-08-20-205-012.000-008 |        | 1B              | N  | \$ -                    | \$ -                    | \$ -                           | \$ -                       | \$ 339.01                | \$ -                     | \$ -                            | \$ 339.01                   | \$ 339.01                            |
| Hess, Deborah K   | 53-08-20-205-004.000-008 |        | 1B              | N  | \$ -                    | \$ -                    | \$ -                           | \$ -                       | \$ 267.75                | \$ -                     | \$ -                            | \$ 267.75                   | \$ 267.75                            |
| Booker, Thomas E & Jacquelyne S                         | 53-08-20-205-003.000-008 |        | 1B              | N  | \$ -                    | \$ -                    | \$ -                           | \$ -                       | \$ 681.78                | \$ -                     | \$ -                            | \$ 681.78                   | \$ 681.78                            |
| Tabereaux, Mike R                                       | 53-08-20-205-017.000-008 | 2415   | 1B              | N  | \$ -                    | \$ -                    | \$ -                           | \$ -                       | \$ 444.55                | \$ -                     | \$ -                            | \$ 444.55                   | \$ 444.55                            |
| Moberg, Russell J & Jill M                              | 53-08-20-205-029.000-008 | 2419   | 1B              | N  | \$ -                    | \$ -                    | \$ -                           | \$ -                       | \$ 390.72                | \$ -                     | \$ -                            | \$ 390.72                   | \$ 390.72                            |

# City of Bloomington



## Area #1B: South-West Annexation Area - Circuit Breaker Impacts Analysis

| Owner Name   | Parcel #                 | Waiver | Annexation Area | AG | Pre-Annex 1% CB Credits | Pre-Annex 2% CB Credits | Pre-Annex 65 & Over CB Credits | Pre-Annex Total CB Credits | Post-Annex 1% CB Credits | Post-Annex 2% CB Credits | Post-Annex 65 & Over CB Credits | Post-Annex Total CB Credits | Total Post-Annex CB Credits Increase |
|--|--------------------------|--------|-----------------|----|-------------------------|-------------------------|--------------------------------|----------------------------|--------------------------|--------------------------|---------------------------------|-----------------------------|--------------------------------------|
| Hicks, Christopher & Emily                             | 53-08-20-205-038.000-008 | 1909   | 1B              | N  | \$ -                    | \$ -                    | \$ -                           | \$ -                       | \$ 530.25                | \$ -                     | \$ -                            | \$ 530.25                   | \$ 530.25                            |
| Adams, Curtis William & Pamela Jill                    | 53-08-20-205-036.000-008 | 2485   | 1B              | N  | \$ -                    | \$ -                    | \$ -                           | \$ -                       | \$ 756.30                | \$ -                     | \$ -                            | \$ 756.30                   | \$ 756.30                            |
| Emerick, Danyel F & Emerick, Rosanne C                 | 53-08-20-205-035.000-008 |        | 1B              | N  | \$ -                    | \$ -                    | \$ -                           | \$ -                       | \$ 512.85                | \$ -                     | \$ -                            | \$ 512.85                   | \$ 512.85                            |
| Hayes, Darry D & Brabara J Living Trust                | 53-08-20-205-033.000-008 | 1615   | 1B              | N  | \$ -                    | \$ -                    | \$ -                           | \$ -                       | \$ 224.70                | \$ -                     | \$ -                            | \$ 224.70                   | \$ 224.70                            |
| Grinstead, Donald & Julie Joint Revocable Living Trust | 53-08-20-205-040.000-008 |        | 1B              | N  | \$ -                    | \$ -                    | \$ -                           | \$ -                       | \$ 317.84                | \$ -                     | \$ -                            | \$ 317.84                   | \$ 317.84                            |
| Lebano, Edoardo A Living Trust                         | 53-08-20-205-019.000-008 | 2422   | 1B              | N  | \$ -                    | \$ -                    | \$ -                           | \$ -                       | \$ 820.48                | \$ -                     | \$ -                            | \$ 820.48                   | \$ 820.48                            |
| White, James G & Brenda J                              | 53-08-20-205-020.000-008 | 2423   | 1B              | N  | \$ -                    | \$ -                    | \$ -                           | \$ -                       | \$ 363.82                | \$ -                     | \$ -                            | \$ 363.82                   | \$ 363.82                            |
| Hinkle, Charles E & Melissa O                          | 53-08-20-205-023.000-008 | 2421   | 1B              | N  | \$ -                    | \$ -                    | \$ -                           | \$ -                       | \$ 251.19                | \$ -                     | \$ -                            | \$ 251.19                   | \$ 251.19                            |
| Dale, Bradley & Jama                                   | 53-08-20-205-039.000-008 |        | 1B              | N  | \$ -                    | \$ -                    | \$ -                           | \$ -                       | \$ 589.45                | \$ -                     | \$ -                            | \$ 589.45                   | \$ 589.45                            |
| Dale, Bradley & Jama                                   | 53-08-20-205-007.000-008 |        | 1B              | N  | \$ -                    | \$ -                    | \$ -                           | \$ -                       | \$ -                     | \$ -                     | \$ -                            | \$ -                        | \$ -                                 |
| Hawkins, James G & Mary G Trust                        | 53-08-20-205-028.000-008 | 2420   | 1B              | N  | \$ -                    | \$ -                    | \$ -                           | \$ -                       | \$ 401.89                | \$ -                     | \$ -                            | \$ 401.89                   | \$ 401.89                            |
| Crespo, Juliana  | 53-08-17-104-006.000-008 | 1309   | 1B              | N  | \$ -                    | \$ -                    | \$ -                           | \$ -                       | \$ 3.02                  | \$ -                     | \$ -                            | \$ 3.02                     | \$ 3.02                              |
| Gillie, Scott W & Penelope A                           | 53-08-17-104-008.000-008 | 1312   | 1B              | N  | \$ -                    | \$ -                    | \$ -                           | \$ -                       | \$ -                     | \$ -                     | \$ -                            | \$ -                        | \$ -                                 |
| Livingston, Joshua J P                                 | 53-08-17-102-049.000-008 |        | 1B              | N  | \$ -                    | \$ -                    | \$ -                           | \$ -                       | \$ -                     | \$ -                     | \$ -                            | \$ -                        | \$ -                                 |
| JEAN, THOMAS & JOAN                                    | 53-01-42-875-000.000-008 | 1766   | 1B              | N  | \$ -                    | \$ -                    | \$ -                           | \$ -                       | \$ 247.05                | \$ -                     | \$ -                            | \$ 247.05                   | \$ 247.05                            |
| Hall, Brian F  | 53-08-20-100-044.000-008 |        | 1B              | N  | \$ -                    | \$ -                    | \$ -                           | \$ -                       | \$ -                     | \$ -                     | \$ -                            | \$ -                        | \$ -                                 |
| Canada, Jeffery A & Amber D                            | 53-01-41-709-714.000-008 | 1599   | 1B              | N  | \$ -                    | \$ -                    | \$ -                           | \$ -                       | \$ 88.47                 | \$ -                     | \$ -                            | \$ 88.47                    | \$ 88.47                             |
| Motsinger, Stephanie J                                 | 53-01-41-709-715.000-008 | 1599   | 1B              | N  | \$ -                    | \$ -                    | \$ -                           | \$ -                       | \$ 118.70                | \$ -                     | \$ -                            | \$ 118.70                   | \$ 118.70                            |
| Kim, Eugene & Lori L                                   | 53-01-41-709-716.000-008 | 1599   | 1B              | N  | \$ -                    | \$ -                    | \$ -                           | \$ -                       | \$ -                     | \$ 363.16                | \$ -                            | \$ 363.16                   | \$ 363.16                            |
| Wang, Quan & Ma, Li                                    | 53-08-17-301-093.400-008 | 1599   | 1B              | N  | \$ -                    | \$ -                    | \$ -                           | \$ -                       | \$ 238.35                | \$ -                     | \$ -                            | \$ 238.35                   | \$ 238.35                            |
| Hall, Devin Allen & Angela Sue                         | 53-08-17-301-093.401-008 | 1599   | 1B              | N  | \$ -                    | \$ -                    | \$ -                           | \$ -                       | \$ 232.15                | \$ -                     | \$ -                            | \$ 232.15                   | \$ 232.15                            |
| Murray, Kevin L  | 53-08-17-301-093.402-008 | 1599   | 1B              | N  | \$ -                    | \$ -                    | \$ -                           | \$ -                       | \$ 298.80                | \$ -                     | \$ -                            | \$ 298.80                   | \$ 298.80                            |
| Zhou, Weiyl  | 53-08-17-301-093.403-008 | 1599   | 1B              | N  | \$ -                    | \$ -                    | \$ -                           | \$ -                       | \$ 225.52                | \$ -                     | \$ -                            | \$ 225.52                   | \$ 225.52                            |
| Corcoran, James G II & Krock, Kaitlyn L                | 53-08-17-301-093.404-008 | 1599   | 1B              | N  | \$ -                    | \$ -                    | \$ -                           | \$ -                       | \$ 227.17                | \$ -                     | \$ -                            | \$ 227.17                   | \$ 227.17                            |
| Park, Hae Sook   | 53-08-17-301-093.405-008 | 1599   | 1B              | N  | \$ -                    | \$ -                    | \$ -                           | \$ -                       | \$ 119.11                | \$ -                     | \$ -                            | \$ 119.11                   | \$ 119.11                            |
| Alley, Matthew D & Jessica S                           | 53-08-17-301-093.406-008 | 1599   | 1B              | N  | \$ -                    | \$ -                    | \$ -                           | \$ -                       | \$ 249.12                | \$ -                     | \$ -                            | \$ 249.12                   | \$ 249.12                            |
| Kramer, Timothy W; Romary, Lydia M                     | 53-08-17-301-093.413-008 | 1599   | 1B              | N  | \$ -                    | \$ -                    | \$ -                           | \$ -                       | \$ 431.71                | \$ -                     | \$ -                            | \$ 431.71                   | \$ 431.71                            |
| Krishnan, Karthik & Balachandran, Sadhana              | 53-08-17-301-093.414-008 | 1599   | 1B              | N  | \$ -                    | \$ -                    | \$ -                           | \$ -                       | \$ 288.03                | \$ -                     | \$ -                            | \$ 288.03                   | \$ 288.03                            |
| Liu, Xiaojing & Chen, Lixin                            | 53-08-17-301-093.415-008 | 1599   | 1B              | N  | \$ -                    | \$ -                    | \$ -                           | \$ -                       | \$ 293.84                | \$ -                     | \$ -                            | \$ 293.84                   | \$ 293.84                            |
| Toohill, Clement & Marjorie                            | 53-08-17-301-093.416-008 | 1599   | 1B              | N  | \$ -                    | \$ -                    | \$ -                           | \$ -                       | \$ 248.29                | \$ -                     | \$ -                            | \$ 248.29                   | \$ 248.29                            |
| Nguyen, Chan; Vo, Bay Thi                              | 53-08-17-301-093.417-008 | 1599   | 1B              | N  | \$ -                    | \$ -                    | \$ -                           | \$ -                       | \$ 167.14                | \$ -                     | \$ -                            | \$ 167.14                   | \$ 167.14                            |
| Smith, Adam W  | 53-08-17-301-093.418-008 | 1599   | 1B              | N  | \$ -                    | \$ -                    | \$ -                           | \$ -                       | \$ 395.68                | \$ -                     | \$ -                            | \$ 395.68                   | \$ 395.68                            |
| Shawcroft, Bruce D & Mari                              | 53-08-17-301-093.419-008 | 1599   | 1B              | N  | \$ -                    | \$ -                    | \$ -                           | \$ -                       | \$ 337.73                | \$ -                     | \$ -                            | \$ 337.73                   | \$ 337.73                            |
| Thompson, Marilyn Jean                                 | 53-08-17-301-093.420-008 | 1599   | 1B              | N  | \$ -                    | \$ -                    | \$ -                           | \$ -                       | \$ 206.47                | \$ -                     | \$ -                            | \$ 206.47                   | \$ 206.47                            |
| Baker, Mark & Mayo                                     | 53-08-17-301-093.421-008 | 1599   | 1B              | N  | \$ -                    | \$ -                    | \$ -                           | \$ -                       | \$ 201.91                | \$ -                     | \$ -                            | \$ 201.91                   | \$ 201.91                            |
| Spiehler, David E                                      | 53-08-17-301-093.422-008 | 1599   | 1B              | N  | \$ -                    | \$ -                    | \$ -                           | \$ -                       | \$ 187.43                | \$ -                     | \$ -                            | \$ 187.43                   | \$ 187.43                            |
| Woodruff, Todd A. & Ulzidelger & Battulga, Ulizijargal | 53-08-17-301-093.423-008 | 1599   | 1B              | N  | \$ -                    | \$ -                    | \$ -                           | \$ -                       | \$ -                     | \$ 486.68                | \$ -                            | \$ 486.68                   | \$ 486.68                            |
| Schroeder, Aaron Z & Bethany E                         | 53-08-17-301-093.424-008 | 1599   | 1B              | N  | \$ -                    | \$ -                    | \$ -                           | \$ -                       | \$ 312.46                | \$ -                     | \$ -                            | \$ 312.46                   | \$ 312.46                            |
| Loudenslager, Jaime                                    | 53-08-17-304-056.000-008 | 1447   | 1B              | N  | \$ -                    | \$ -                    | \$ -                           | \$ -                       | \$ -                     | \$ -                     | \$ -                            | \$ -                        | \$ -                                 |
| CPW Properties LLC                                     | 53-08-17-304-103.000-008 | 1447   | 1B              | N  | \$ -                    | \$ -                    | \$ -                           | \$ -                       | \$ -                     | \$ 291.29                | \$ -                            | \$ 291.29                   | \$ 291.29                            |
| Williams, John E                                       | 53-08-17-304-058.000-008 | 1447   | 1B              | N  | \$ -                    | \$ -                    | \$ -                           | \$ -                       | \$ -                     | \$ 296.56                | \$ -                            | \$ 296.56                   | \$ 296.56                            |
| Silwal, Narayan & Veronica                             | 53-08-17-304-076.000-008 | 1447   | 1B              | N  | \$ -                    | \$ -                    | \$ -                           | \$ -                       | \$ -                     | \$ 355.15                | \$ -                            | \$ 355.15                   | \$ 355.15                            |
| Bassett, Parker Don & Lauren Ann                       | 53-01-41-709-717.000-008 | 1599   | 1B              | N  | \$ -                    | \$ -                    | \$ -                           | \$ -                       | \$ 34.65                 | \$ -                     | \$ -                            | \$ 34.65                    | \$ 34.65                             |

# City of Bloomington



## Area #1B: South-West Annexation Area - Circuit Breaker Impacts Analysis

| Owner Name  | Parcel #                 | Waiver | Annexation Area | AG | Pre-Annex 1% CB Credits | Pre-Annex 2% CB Credits | Pre-Annex 65 & Over CB Credits | Pre-Annex Total CB Credits | Post-Annex 1% CB Credits | Post-Annex 2% CB Credits | Post-Annex 65 & Over CB Credits | Post-Annex Total CB Credits | Total Post-Annex CB Credits Increase |
|---|--------------------------|--------|-----------------|----|-------------------------|-------------------------|--------------------------------|----------------------------|--------------------------|--------------------------|---------------------------------|-----------------------------|--------------------------------------|
| Stephney, Clifton J & Terri L                       | 53-01-41-709-718.000-008 | 1599   | 1B              | N  | \$ -                    | \$ -                    | \$ -                           | \$ -                       | \$ 232.98                | \$ -                     | \$ -                            | \$ 232.98                   | \$ 232.98                            |
| Sanders, Bryan O                                    | 53-01-41-709-719.000-008 | 1599   | 1B              | N  | \$ -                    | \$ -                    | \$ -                           | \$ -                       | \$ -                     | \$ 466.86                | \$ -                            | \$ 466.86                   | \$ 466.86                            |
| Calvert, Amy M & Corbin R; Price, Bryan W & Kathy R | 53-01-41-709-720.000-008 | 1599   | 1B              | N  | \$ -                    | \$ -                    | \$ -                           | \$ -                       | \$ 399.00                | \$ -                     | \$ -                            | \$ 399.00                   | \$ 399.00                            |
| Tenefrancia, Sherley M                              | 53-01-41-709-721.000-008 | 1599   | 1B              | N  | \$ -                    | \$ -                    | \$ -                           | \$ -                       | \$ -                     | \$ -                     | \$ -                            | \$ -                        | \$ -                                 |
| Lingenfelter, Aaron C                               | 53-01-41-709-722.000-008 | 1599   | 1B              | N  | \$ -                    | \$ -                    | \$ -                           | \$ -                       | \$ 87.64                 | \$ -                     | \$ -                            | \$ 87.64                    | \$ 87.64                             |
| AMH 2014-2 Borrower, LLC                            | 53-01-41-709-723.000-008 | 1599   | 1B              | N  | \$ -                    | \$ -                    | \$ -                           | \$ -                       | \$ -                     | \$ 571.83                | \$ -                            | \$ 571.83                   | \$ 571.83                            |
| Meanwell, Emily & Harris Shafer                     | 53-01-41-709-724.000-008 | 1599   | 1B              | N  | \$ -                    | \$ -                    | \$ -                           | \$ -                       | \$ 309.56                | \$ -                     | \$ -                            | \$ 309.56                   | \$ 309.56                            |
| Goetze, Erin  | 53-01-41-709-725.000-008 | 1599   | 1B              | N  | \$ -                    | \$ -                    | \$ -                           | \$ -                       | \$ 141.47                | \$ -                     | \$ -                            | \$ 141.47                   | \$ 141.47                            |
| Livingston, Alan L & Cindi L                        | 53-08-18-103-003.226-008 | 1599   | 1B              | N  | \$ -                    | \$ -                    | \$ -                           | \$ -                       | \$ 504.58                | \$ -                     | \$ -                            | \$ 504.58                   | \$ 504.58                            |
| Lavengood, Wanda Gail                               | 53-08-18-103-003.227-008 | 1599   | 1B              | N  | \$ -                    | \$ -                    | \$ -                           | \$ -                       | \$ 238.36                | \$ -                     | \$ -                            | \$ 238.36                   | \$ 238.36                            |
| Cardin, David S & Tonya R                           | 53-08-18-103-003.228-008 | 1599   | 1B              | N  | \$ -                    | \$ -                    | \$ -                           | \$ -                       | \$ 45.00                 | \$ -                     | \$ -                            | \$ 45.00                    | \$ 45.00                             |
| Press, Michael D & Arlene N                         | 53-01-41-709-729.000-008 | 1599   | 1B              | N  | \$ -                    | \$ -                    | \$ -                           | \$ -                       | \$ 138.15                | \$ -                     | \$ -                            | \$ 138.15                   | \$ 138.15                            |
| Comstock, Robert                                    | 53-01-41-709-730.000-008 | 1599   | 1B              | N  | \$ -                    | \$ -                    | \$ -                           | \$ -                       | \$ 230.08                | \$ -                     | \$ -                            | \$ 230.08                   | \$ 230.08                            |
| Gentile, Nick A                                     | 53-01-41-709-731.000-008 | 1599   | 1B              | N  | \$ -                    | \$ -                    | \$ -                           | \$ -                       | \$ 225.93                | \$ -                     | \$ -                            | \$ 225.93                   | \$ 225.93                            |
| Xu, Zhaching & Fu, Languang                         | 53-01-41-709-732.000-008 | 1599   | 1B              | N  | \$ -                    | \$ -                    | \$ -                           | \$ -                       | \$ 362.99                | \$ -                     | \$ -                            | \$ 362.99                   | \$ 362.99                            |
| Lampkins, Eustan                                    | 53-01-41-709-733.000-008 | 1599   | 1B              | N  | \$ -                    | \$ -                    | \$ -                           | \$ -                       | \$ 258.24                | \$ -                     | \$ -                            | \$ 258.24                   | \$ 258.24                            |
| Wise, Sharon  | 53-01-41-709-734.000-008 | 1599   | 1B              | N  | \$ -                    | \$ -                    | \$ -                           | \$ -                       | \$ 6.91                  | \$ -                     | \$ -                            | \$ 6.91                     | \$ 6.91                              |
| Newnum, Kyle D & Julia M                            | 53-01-41-709-735.000-008 | 1599   | 1B              | N  | \$ -                    | \$ -                    | \$ -                           | \$ -                       | \$ 290.52                | \$ -                     | \$ -                            | \$ 290.52                   | \$ 290.52                            |
| Williams, John E III                                | 53-08-20-106-040.000-008 |        | 1B              | N  | \$ -                    | \$ -                    | \$ -                           | \$ -                       | \$ 209.37                | \$ -                     | \$ -                            | \$ 209.37                   | \$ 209.37                            |
| Clark, Michael J                                    | 53-08-20-106-036.000-008 |        | 1B              | N  | \$ -                    | \$ -                    | \$ -                           | \$ -                       | \$ 20.98                 | \$ -                     | \$ -                            | \$ 20.98                    | \$ 20.98                             |
| Dilts, William Stewart & Erica Danielle             | 53-08-20-100-021.000-008 | 1954   | 1B              | N  | \$ -                    | \$ -                    | \$ -                           | \$ -                       | \$ 767.07                | \$ -                     | \$ -                            | \$ 767.07                   | \$ 767.07                            |
| Butler, Prince F & Sheila S                         | 53-08-20-100-012.000-008 | 1954   | 1B              | N  | \$ -                    | \$ -                    | \$ -                           | \$ -                       | \$ 933.10                | \$ -                     | \$ -                            | \$ 933.10                   | \$ 933.10                            |
| McAdams, Damien K & Rita R                          | 53-08-20-100-036.000-008 | 1954   | 1B              | N  | \$ -                    | \$ -                    | \$ -                           | \$ -                       | \$ -                     | \$ -                     | \$ -                            | \$ -                        | \$ -                                 |
| Schmidt, Kevin                                      | 53-08-20-100-039.000-008 | 1954   | 1B              | N  | \$ -                    | \$ -                    | \$ -                           | \$ -                       | \$ 408.11                | \$ -                     | \$ -                            | \$ 408.11                   | \$ 408.11                            |
| Silwal, Narayan & Veronica                          | 53-08-17-304-017.000-008 | 1447   | 1B              | N  | \$ -                    | \$ -                    | \$ -                           | \$ -                       | \$ 355.15                | \$ -                     | \$ -                            | \$ 355.15                   | \$ 355.15                            |
| Silwal, Narayan & Veronica                          | 53-08-17-304-044.000-008 | 1447   | 1B              | N  | \$ -                    | \$ -                    | \$ -                           | \$ -                       | \$ 355.15                | \$ -                     | \$ -                            | \$ 355.15                   | \$ 355.15                            |
| Silwal, Narayan & Veronica                          | 53-08-17-304-024.000-008 | 1447   | 1B              | N  | \$ -                    | \$ -                    | \$ -                           | \$ -                       | \$ 355.15                | \$ -                     | \$ -                            | \$ 355.15                   | \$ 355.15                            |
| Felling, Chance L                                   | 53-08-17-304-079.000-008 | 1447   | 1B              | N  | \$ -                    | \$ -                    | \$ -                           | \$ -                       | \$ 341.45                | \$ -                     | \$ -                            | \$ 341.45                   | \$ 341.45                            |
| Felling, Chance L                                   | 53-08-17-304-080.000-008 | 1447   | 1B              | N  | \$ -                    | \$ -                    | \$ -                           | \$ -                       | \$ 290.02                | \$ -                     | \$ -                            | \$ 290.02                   | \$ 290.02                            |
| Phipps, John E & Kara                               | 53-08-17-304-077.000-008 | 1447   | 1B              | N  | \$ -                    | \$ -                    | \$ -                           | \$ -                       | \$ 372.86                | \$ -                     | \$ -                            | \$ 372.86                   | \$ 372.86                            |
| Phipps, John E & Kara                               | 53-08-17-304-033.000-008 | 1447   | 1B              | N  | \$ -                    | \$ -                    | \$ -                           | \$ -                       | \$ 372.86                | \$ -                     | \$ -                            | \$ 372.86                   | \$ 372.86                            |
| Phipps, John E & Kara                               | 53-08-17-304-034.000-008 | 1447   | 1B              | N  | \$ -                    | \$ -                    | \$ -                           | \$ -                       | \$ 372.86                | \$ -                     | \$ -                            | \$ 372.86                   | \$ 372.86                            |
| Phipps, John E & Kara                               | 53-08-17-304-029.000-008 | 1447   | 1B              | N  | \$ -                    | \$ -                    | \$ -                           | \$ -                       | \$ 372.86                | \$ -                     | \$ -                            | \$ 372.86                   | \$ 372.86                            |
| Phipps, John E & Kara                               | 53-08-17-304-018.000-008 | 1447   | 1B              | N  | \$ -                    | \$ -                    | \$ -                           | \$ -                       | \$ 372.86                | \$ -                     | \$ -                            | \$ 372.86                   | \$ 372.86                            |
| Felling, Chance L                                   | 53-08-17-304-050.000-008 | 1447   | 1B              | N  | \$ -                    | \$ -                    | \$ -                           | \$ -                       | \$ 290.02                | \$ -                     | \$ -                            | \$ 290.02                   | \$ 290.02                            |
| Felling, Chance L                                   | 53-08-17-304-088.000-008 | 1447   | 1B              | N  | \$ -                    | \$ -                    | \$ -                           | \$ -                       | \$ 265.78                | \$ -                     | \$ -                            | \$ 265.78                   | \$ 265.78                            |
| Borgers, Mark & Janet                               | 53-08-17-304-089.000-008 | 1447   | 1B              | N  | \$ -                    | \$ -                    | \$ -                           | \$ -                       | \$ 381.92                | \$ -                     | \$ -                            | \$ 381.92                   | \$ 381.92                            |
| Borgers, Mark & Janet                               | 53-08-17-304-091.000-008 | 1447   | 1B              | N  | \$ -                    | \$ -                    | \$ -                           | \$ -                       | \$ 384.45                | \$ -                     | \$ -                            | \$ 384.45                   | \$ 384.45                            |
| Borgers, Mark & Janet                               | 53-08-17-304-090.000-008 | 1447   | 1B              | N  | \$ -                    | \$ -                    | \$ -                           | \$ -                       | \$ 384.45                | \$ -                     | \$ -                            | \$ 384.45                   | \$ 384.45                            |
| Borgers, Mark & Janet                               | 53-08-17-304-092.000-008 | 1447   | 1B              | N  | \$ -                    | \$ -                    | \$ -                           | \$ -                       | \$ 381.92                | \$ -                     | \$ -                            | \$ 381.92                   | \$ 381.92                            |
| Phillips, Lynnea M                                  | 53-08-17-304-047.000-008 | 1447   | 1B              | N  | \$ -                    | \$ -                    | \$ -                           | \$ -                       | \$ -                     | \$ -                     | \$ -                            | \$ -                        | \$ -                                 |
| Kou, Xiaodi; Kou, Xiaojing                          | 53-08-17-304-048.000-008 | 1447   | 1B              | N  | \$ -                    | \$ -                    | \$ -                           | \$ -                       | \$ 345.25                | \$ -                     | \$ -                            | \$ 345.25                   | \$ 345.25                            |
| Zhou, Xiaoling                                      | 53-08-20-100-017.000-008 | 1954   | 1B              | N  | \$ -                    | \$ -                    | \$ -                           | \$ -                       | \$ 367.95                | \$ -                     | \$ -                            | \$ 367.95                   | \$ 367.95                            |
| Breedlove, Mark & Valerie Helms-breedlove           | 53-08-20-100-048.000-008 | 1954   | 1B              | N  | \$ -                    | \$ -                    | \$ -                           | \$ -                       | \$ 376.64                | \$ -                     | \$ -                            | \$ 376.64                   | \$ 376.64                            |
| Boling, Lana  | 53-08-20-100-014.000-008 | 1954   | 1B              | N  | \$ -                    | \$ -                    | \$ -                           | \$ -                       | \$ 377.47                | \$ -                     | \$ -                            | \$ 377.47                   | \$ 377.47                            |
| Wright, Myra & Bill                                 | 53-08-20-100-024.000-008 | 1954   | 1B              | N  | \$ -                    | \$ -                    | \$ -                           | \$ -                       | \$ 397.34                | \$ -                     | \$ -                            | \$ 397.34                   | \$ 397.34                            |
| Rhodes, Brian G & Heather D                         | 53-08-20-100-016.000-008 | 1954   | 1B              | N  | \$ -                    | \$ -                    | \$ -                           | \$ -                       | \$ 254.09                | \$ -                     | \$ -                            | \$ 254.09                   | \$ 254.09                            |

# City of Bloomington



## Area #1B: South-West Annexation Area - Circuit Breaker Impacts Analysis

| Owner Name  | Parcel #                 | Waiver | Annexation Area | AG | Pre-Annex 1% CB Credits | Pre-Annex 2% CB Credits | Pre-Annex 65 & Over CB Credits | Pre-Annex Total CB Credits | Post-Annex 1% CB Credits | Post-Annex 2% CB Credits | Post-Annex 65 & Over CB Credits | Post-Annex Total CB Credits | Total Post-Annex CB Credits Increase |
|---|--------------------------|--------|-----------------|----|-------------------------|-------------------------|--------------------------------|----------------------------|--------------------------|--------------------------|---------------------------------|-----------------------------|--------------------------------------|
| Solis Reyes Luciano & Maria DE LOS ANGELES C De Solis | 53-08-20-100-028.000-008 | 1954   | 1B              | N  | \$ -                    | \$ -                    | \$ -                           | \$ -                       | \$ 371.25                | \$ -                     | \$ -                            | \$ 371.25                   | \$ 371.25                            |
| Hazen, Douglas G I & Marcella D                       | 53-08-20-100-052.000-008 | 1954   | 1B              | N  | \$ -                    | \$ -                    | \$ -                           | \$ -                       | \$ -                     | \$ -                     | \$ -                            | \$ -                        | \$ -                                 |
| Sheehan, Luke A & Elizabeth C                         | 53-08-20-100-053.000-008 | 1611   | 1B              | N  | \$ -                    | \$ -                    | \$ -                           | \$ -                       | \$ 185.36                | \$ -                     | \$ -                            | \$ 185.36                   | \$ 185.36                            |
| Cloe, Ryan M & Vanessa L                              | 53-08-20-100-019.000-008 | 2402   | 1B              | N  | \$ -                    | \$ -                    | \$ -                           | \$ -                       | \$ 201.10                | \$ -                     | \$ -                            | \$ 201.10                   | \$ 201.10                            |
| Slone, James E & Lisa M                               | 53-08-20-100-043.000-008 | 2400   | 1B              | N  | \$ -                    | \$ -                    | \$ -                           | \$ -                       | \$ 238.14                | \$ -                     | \$ -                            | \$ 238.14                   | \$ 238.14                            |
| Perry, Travis A & Kimberly N                          | 53-08-20-100-018.000-008 | 1587   | 1B              | N  | \$ -                    | \$ -                    | \$ -                           | \$ -                       | \$ 124.90                | \$ -                     | \$ -                            | \$ 124.90                   | \$ 124.90                            |
| Coffman, Duane A & Sarah M                            | 53-08-20-100-023.000-008 | 1929   | 1B              | N  | \$ -                    | \$ -                    | \$ -                           | \$ -                       | \$ 271.48                | \$ -                     | \$ -                            | \$ 271.48                   | \$ 271.48                            |
| Vitols, Inta  | 53-08-20-100-022.000-008 | 1928   | 1B              | N  | \$ -                    | \$ -                    | \$ -                           | \$ -                       | \$ 152.65                | \$ -                     | \$ -                            | \$ 152.65                   | \$ 152.65                            |
| Butcher, Lisa Ann                                     | 53-08-20-100-033.000-008 | 1953   | 1B              | N  | \$ -                    | \$ -                    | \$ -                           | \$ -                       | \$ 280.17                | \$ -                     | \$ -                            | \$ 280.17                   | \$ 280.17                            |
| Booher, Kevin J & Ginger R                            | 53-08-20-100-040.000-008 | 1918   | 1B              | N  | \$ -                    | \$ -                    | \$ -                           | \$ -                       | \$ 175.01                | \$ -                     | \$ -                            | \$ 175.01                   | \$ 175.01                            |
| Martin, Chase B & Amy P Payne                         | 53-08-17-402-002.000-008 | 1239   | 1B              | N  | \$ -                    | \$ -                    | \$ -                           | \$ -                       | \$ -                     | \$ -                     | \$ -                            | \$ -                        | \$ -                                 |
| Unity Of Bloomington Inc                              | 53-08-20-100-037.000-008 | 2270   | 1B              | N  | \$ -                    | \$ -                    | \$ -                           | \$ -                       | \$ -                     | \$ -                     | \$ -                            | \$ -                        | \$ -                                 |
| Duhon, Marvant M & Susan T                            | 53-08-17-407-015.000-008 |        | 1B              | N  | \$ -                    | \$ -                    | \$ -                           | \$ -                       | \$ -                     | \$ -                     | \$ -                            | \$ -                        | \$ -                                 |
| Couch, James D Jr                                     | 53-08-17-110-001.000-008 | 1356   | 1B              | N  | \$ -                    | \$ -                    | \$ -                           | \$ -                       | \$ -                     | \$ 388.67                | \$ -                            | \$ 388.67                   | \$ 388.67                            |
| Watts, David J; Hamilton, Lydia                       | 53-08-17-104-007.000-008 | 1319   | 1B              | N  | \$ -                    | \$ -                    | \$ -                           | \$ -                       | \$ 20.17                 | \$ -                     | \$ -                            | \$ 20.17                    | \$ 20.17                             |
| Doehla, George D                                      | 53-08-20-205-015.000-008 | 1707   | 1B              | N  | \$ -                    | \$ -                    | \$ -                           | \$ -                       | \$ 457.79                | \$ -                     | \$ -                            | \$ 457.79                   | \$ 457.79                            |
| Root, Jordan D & Lindsay E                            | 53-08-20-205-011.000-008 |        | 1B              | N  | \$ -                    | \$ -                    | \$ -                           | \$ -                       | \$ 519.06                | \$ -                     | \$ -                            | \$ 519.06                   | \$ 519.06                            |
| Derheimer, Daniel G & Carol L                         | 53-08-20-205-021.000-008 | 1583   | 1B              | N  | \$ -                    | \$ -                    | \$ -                           | \$ -                       | \$ 622.58                | \$ -                     | \$ -                            | \$ 622.58                   | \$ 622.58                            |
| Mussman, Matthew W & Bethany M                        | 53-08-20-205-025.000-008 | 2414   | 1B              | N  | \$ -                    | \$ -                    | \$ -                           | \$ -                       | \$ 385.33                | \$ -                     | \$ -                            | \$ 385.33                   | \$ 385.33                            |
| Nguyen, Xuan T & Hang T                               | 53-08-20-205-024.000-008 |        | 1B              | N  | \$ -                    | \$ -                    | \$ -                           | \$ -                       | \$ 325.30                | \$ -                     | \$ -                            | \$ 325.30                   | \$ 325.30                            |
| Hacker, Patricia J Rev Trust                          | 53-08-20-205-041.000-008 | 2416   | 1B              | N  | \$ -                    | \$ -                    | \$ -                           | \$ -                       | \$ 167.15                | \$ -                     | \$ -                            | \$ 167.15                   | \$ 167.15                            |
| Jones, Jeffrey S                                      | 53-08-20-205-022.000-008 |        | 1B              | N  | \$ -                    | \$ -                    | \$ -                           | \$ -                       | \$ -                     | \$ 740.45                | \$ -                            | \$ 740.45                   | \$ 740.45                            |
| Milliman, Nathan                                      | 53-08-20-205-009.000-008 |        | 1B              | N  | \$ -                    | \$ -                    | \$ -                           | \$ -                       | \$ 339.37                | \$ -                     | \$ -                            | \$ 339.37                   | \$ 339.37                            |
| Perez, Dennis & Linda                                 | 53-08-20-205-037.000-008 |        | 1B              | N  | \$ -                    | \$ -                    | \$ -                           | \$ -                       | \$ 412.25                | \$ -                     | \$ -                            | \$ 412.25                   | \$ 412.25                            |
| Johnson, Dennis L & Kathy S                           | 53-08-20-205-034.000-008 |        | 1B              | N  | \$ -                    | \$ -                    | \$ -                           | \$ -                       | \$ 350.55                | \$ -                     | \$ -                            | \$ 350.55                   | \$ 350.55                            |
| Hunt, Janice E  | 53-08-20-205-006.000-008 |        | 1B              | N  | \$ -                    | \$ -                    | \$ -                           | \$ -                       | \$ 66.13                 | \$ -                     | \$ -                            | \$ 66.13                    | \$ 66.13                             |
| Judge, Molly M & James T                              | 53-08-20-205-013.000-008 |        | 1B              | N  | \$ -                    | \$ -                    | \$ -                           | \$ -                       | \$ 608.51                | \$ -                     | \$ -                            | \$ 608.51                   | \$ 608.51                            |
| Karty, Jonathan Allen & Jacquelyn Jean                | 53-08-20-205-030.000-008 |        | 1B              | N  | \$ -                    | \$ -                    | \$ -                           | \$ -                       | \$ 360.50                | \$ -                     | \$ -                            | \$ 360.50                   | \$ 360.50                            |
| Smith, Robert Francis III & Maureen O'Neill           | 53-08-20-205-010.000-008 | 1548   | 1B              | N  | \$ -                    | \$ -                    | \$ -                           | \$ -                       | \$ 526.11                | \$ -                     | \$ -                            | \$ 526.11                   | \$ 526.11                            |
| Kabrick, Chris & Jane E                               | 53-08-20-205-016.000-008 |        | 1B              | N  | \$ -                    | \$ -                    | \$ -                           | \$ -                       | \$ 359.26                | \$ -                     | \$ -                            | \$ 359.26                   | \$ 359.26                            |
| Smith, Stephen G                                      | 53-08-20-205-008.000-008 | 1947   | 1B              | N  | \$ -                    | \$ -                    | \$ -                           | \$ -                       | \$ 266.50                | \$ -                     | \$ -                            | \$ 266.50                   | \$ 266.50                            |
| Ulmes, Daniel R                                       | 53-08-20-201-014.000-008 | 2413   | 1B              | N  | \$ -                    | \$ -                    | \$ -                           | \$ -                       | \$ 176.67                | \$ -                     | \$ -                            | \$ 176.67                   | \$ 176.67                            |
| Ladow, Todd R & Toni L                                | 53-08-20-201-002.000-008 | 1439   | 1B              | N  | \$ -                    | \$ -                    | \$ -                           | \$ -                       | \$ 109.17                | \$ -                     | \$ -                            | \$ 109.17                   | \$ 109.17                            |
| Schwartz, Jeffrey Scott & Cari Beth                   | 53-08-20-201-013.000-008 | 2004   | 1B              | N  | \$ -                    | \$ -                    | \$ -                           | \$ -                       | \$ 589.04                | \$ -                     | \$ -                            | \$ 589.04                   | \$ 589.04                            |
| Anderson, Steven D                                    | 53-08-20-201-011.000-008 | 2005   | 1B              | N  | \$ -                    | \$ -                    | \$ -                           | \$ -                       | \$ 351.81                | \$ -                     | \$ -                            | \$ 351.81                   | \$ 351.81                            |
| Karch, Roger P; Little, Ella w/l/e                    | 53-08-17-102-005.000-008 |        | 1B              | N  | \$ -                    | \$ -                    | \$ -                           | \$ -                       | \$ -                     | \$ -                     | \$ -                            | \$ -                        | \$ -                                 |
| Perry, Harold & Joy Hays Drive Irrevocable Trust      | 53-08-17-407-020.000-008 |        | 1B              | N  | \$ -                    | \$ -                    | \$ -                           | \$ -                       | \$ -                     | \$ 229.74                | \$ -                            | \$ 229.74                   | \$ 229.74                            |
| Bennett, Gabriel Joseph                               | 53-08-17-102-053.000-008 |        | 1B              | N  | \$ -                    | \$ -                    | \$ -                           | \$ -                       | \$ -                     | \$ -                     | \$ -                            | \$ -                        | \$ -                                 |
| Ayers, Barbara D                                      | 53-08-17-407-035.000-008 |        | 1B              | N  | \$ -                    | \$ -                    | \$ -                           | \$ -                       | \$ -                     | \$ -                     | \$ -                            | \$ -                        | \$ -                                 |
| Miers, Jennifer                                       | 53-08-17-100-006.000-008 |        | 1B              | N  | \$ -                    | \$ -                    | \$ -                           | \$ -                       | \$ -                     | \$ -                     | \$ -                            | \$ -                        | \$ -                                 |
| Harding, Terri Sue & Axsom, Dana Gale                 | 53-08-17-407-002.000-008 | 1289   | 1B              | N  | \$ -                    | \$ -                    | \$ -                           | \$ -                       | \$ -                     | \$ 187.80                | \$ -                            | \$ 187.80                   | \$ 187.80                            |
| Sexton, Roscoe L Jr & Janice E                        | 53-08-17-102-050.000-008 |        | 1B              | N  | \$ -                    | \$ -                    | \$ -                           | \$ -                       | \$ 22.44                 | \$ -                     | \$ -                            | \$ 22.44                    | \$ 22.44                             |
| Scuderi, Phillip & Thole, Catharine                   | 53-08-17-102-077.000-008 |        | 1B              | N  | \$ -                    | \$ -                    | \$ -                           | \$ -                       | \$ -                     | \$ -                     | \$ -                            | \$ -                        | \$ -                                 |
| Scaggs, Linda L                                       | 53-08-17-402-009.000-008 |        | 1B              | N  | \$ -                    | \$ -                    | \$ -                           | \$ -                       | \$ -                     | \$ -                     | \$ -                            | \$ -                        | \$ -                                 |
| Donnelly, Kyle H B                                    | 53-01-41-709-736.000-008 | 1599   | 1B              | N  | \$ -                    | \$ -                    | \$ -                           | \$ -                       | \$ 253.25                | \$ -                     | \$ -                            | \$ 253.25                   | \$ 253.25                            |



# City of Bloomington

## Area #1B: South-West Annexation Area - Circuit Breaker Impacts Analysis



| Owner Name   | Parcel #                 | Waiver | Annexation Area | AG | Pre-Annex 1% CB Credits | Pre-Annex 2% CB Credits | Pre-Annex 65 & Over CB Credits | Pre-Annex Total CB Credits | Post-Annex 1% CB Credits | Post-Annex 2% CB Credits | Post-Annex 65 & Over CB Credits | Post-Annex Total CB Credits | Total Post-Annex CB Credits Increase |
|--|--------------------------|--------|-----------------|----|-------------------------|-------------------------|--------------------------------|----------------------------|--------------------------|--------------------------|---------------------------------|-----------------------------|--------------------------------------|
| Banova-Hawkins, Rositza B                              | 53-01-41-709-737.000-008 | 1599   | 1B              | N  | \$ -                    | \$ -                    | \$ -                           | \$ -                       | \$ 110.83                | \$ -                     | \$ -                            | \$ 110.83                   | \$ 110.83                            |
| DeVille, Kevin E & Wykes, Patricia J                   | 53-01-41-709-738.000-008 | 1599   | 1B              | N  | \$ -                    | \$ -                    | \$ -                           | \$ -                       | \$ 89.30                 | \$ -                     | \$ -                            | \$ 89.30                    | \$ 89.30                             |
| Kang, Tony   | 53-01-41-709-739.000-008 | 1599   | 1B              | N  | \$ -                    | \$ -                    | \$ -                           | \$ -                       | \$ 29.69                 | \$ -                     | \$ -                            | \$ 29.69                    | \$ 29.69                             |
| Phillips, Corey Lyle & Kathleen Elizabeth Doll         | 53-01-41-709-740.000-008 | 1599   | 1B              | N  | \$ -                    | \$ -                    | \$ -                           | \$ -                       | \$ 149.33                | \$ -                     | \$ -                            | \$ 149.33                   | \$ 149.33                            |
| Hedge, Timothy R                                       | 53-08-17-304-053.000-008 | 1447   | 1B              | N  | \$ -                    | \$ -                    | \$ -                           | \$ -                       | \$ -                     | \$ 343.35                | \$ -                            | \$ 343.35                   | \$ 343.35                            |
| Harris, Steven P                                       | 53-08-17-304-093.000-008 | 1447   | 1B              | N  | \$ -                    | \$ -                    | \$ -                           | \$ -                       | \$ -                     | \$ -                     | \$ -                            | \$ -                        | \$ -                                 |
| Swiss Properties LLC                                   | 53-08-17-304-046.000-008 | 1447   | 1B              | N  | \$ -                    | \$ -                    | \$ -                           | \$ -                       | \$ -                     | \$ 339.77                | \$ -                            | \$ 339.77                   | \$ 339.77                            |
| Swiss Properties LLC                                   | 53-08-17-304-083.000-008 | 1447   | 1B              | N  | \$ -                    | \$ -                    | \$ -                           | \$ -                       | \$ -                     | \$ 339.77                | \$ -                            | \$ 339.77                   | \$ 339.77                            |
| Gupta, Daniel  | 53-08-17-304-108.000-008 | 1447   | 1B              | N  | \$ -                    | \$ -                    | \$ -                           | \$ -                       | \$ -                     | \$ 299.93                | \$ -                            | \$ 299.93                   | \$ 299.93                            |
| Gupta, Daniel  | 53-08-17-304-043.000-008 | 1447   | 1B              | N  | \$ -                    | \$ -                    | \$ -                           | \$ -                       | \$ -                     | \$ 303.72                | \$ -                            | \$ 303.72                   | \$ 303.72                            |
| Gupta, Daniel  | 53-08-17-304-107.000-008 | 1447   | 1B              | N  | \$ -                    | \$ -                    | \$ -                           | \$ -                       | \$ -                     | \$ 303.72                | \$ -                            | \$ 303.72                   | \$ 303.72                            |
| Gupta, Daniel  | 53-08-17-304-052.000-008 | 1447   | 1B              | N  | \$ -                    | \$ -                    | \$ -                           | \$ -                       | \$ -                     | \$ 303.72                | \$ -                            | \$ 303.72                   | \$ 303.72                            |
| Bube, Megan E  | 53-01-41-709-741.000-008 | 1599   | 1B              | N  | \$ -                    | \$ -                    | \$ -                           | \$ -                       | \$ 203.17                | \$ -                     | \$ -                            | \$ 203.17                   | \$ 203.17                            |
| Hausmann, Patricia J & Tiggleman, Thomas J             | 53-01-41-709-742.000-008 | 1599   | 1B              | N  | \$ -                    | \$ -                    | \$ -                           | \$ -                       | \$ 155.55                | \$ -                     | \$ -                            | \$ 155.55                   | \$ 155.55                            |
| Rude, Thomas A & Pamela S                              | 53-01-41-709-743.000-008 | 1599   | 1B              | N  | \$ -                    | \$ -                    | \$ -                           | \$ -                       | \$ -                     | \$ -                     | \$ -                            | \$ -                        | \$ -                                 |
| AMH 2014-3 Borrower LLC                                | 53-01-41-709-744.000-008 | 1599   | 1B              | N  | \$ -                    | \$ -                    | \$ -                           | \$ -                       | \$ -                     | \$ 427.24                | \$ -                            | \$ 427.24                   | \$ 427.24                            |
| Ciasto, Mary & Nugent, Christopher & Ciasto-Poor, Noah | 53-01-41-709-745.000-008 | 1599   | 1B              | N  | \$ -                    | \$ -                    | \$ -                           | \$ -                       | \$ -                     | \$ -                     | \$ -                            | \$ -                        | \$ -                                 |
| Pierce, Christopher A; Wrenbeck, Karen E               | 53-01-41-709-746.000-008 | 1599   | 1B              | N  | \$ -                    | \$ -                    | \$ -                           | \$ -                       | \$ 303.36                | \$ -                     | \$ -                            | \$ 303.36                   | \$ 303.36                            |
| Zuk, Leszek & Helena                                   | 53-01-41-709-747.000-008 | 1599   | 1B              | N  | \$ -                    | \$ -                    | \$ -                           | \$ -                       | \$ 362.56                | \$ -                     | \$ -                            | \$ 362.56                   | \$ 362.56                            |
| Harper, William G                                      | 53-01-41-709-748.000-008 | 1599   | 1B              | N  | \$ -                    | \$ -                    | \$ -                           | \$ -                       | \$ 482.63                | \$ -                     | \$ -                            | \$ 482.63                   | \$ 482.63                            |
| Peske, Thomas W Jr & Christel A                        | 53-01-41-709-749.000-008 | 1599   | 1B              | N  | \$ -                    | \$ -                    | \$ -                           | \$ -                       | \$ 370.42                | \$ -                     | \$ -                            | \$ 370.42                   | \$ 370.42                            |
| Boone, Clarence W Jr                                   | 53-01-41-709-750.000-008 | 1599   | 1B              | N  | \$ -                    | \$ -                    | \$ -                           | \$ -                       | \$ 381.20                | \$ -                     | \$ -                            | \$ 381.20                   | \$ 381.20                            |
| Baxter, Steven S & Kathryn E                           | 53-01-41-709-751.000-008 | 1599   | 1B              | N  | \$ -                    | \$ -                    | \$ -                           | \$ -                       | \$ 321.99                | \$ -                     | \$ -                            | \$ 321.99                   | \$ 321.99                            |
| Ruiz-Rosales, Jose Enrique & Luz Maria Lemus-Silva     | 53-01-41-709-752.000-008 | 1599   | 1B              | N  | \$ -                    | \$ -                    | \$ -                           | \$ -                       | \$ 362.56                | \$ -                     | \$ -                            | \$ 362.56                   | \$ 362.56                            |
| Hoff, Blayke   | 53-01-41-709-753.000-008 | 1599   | 1B              | N  | \$ -                    | \$ -                    | \$ -                           | \$ -                       | \$ 57.42                 | \$ -                     | \$ -                            | \$ 57.42                    | \$ 57.42                             |
| Sears, John P  | 53-01-41-709-754.000-008 | 1599   | 1B              | N  | \$ -                    | \$ -                    | \$ -                           | \$ -                       | \$ 235.05                | \$ -                     | \$ -                            | \$ 235.05                   | \$ 235.05                            |
| Carlberg, Donald G & Valerie L                         | 53-08-17-301-194.000-008 | 1599   | 1B              | N  | \$ -                    | \$ -                    | \$ -                           | \$ -                       | \$ 220.97                | \$ -                     | \$ -                            | \$ 220.97                   | \$ 220.97                            |
| Jackson, Bradford H                                    | 53-08-20-100-051.000-008 | 1954   | 1B              | N  | \$ -                    | \$ -                    | \$ -                           | \$ -                       | \$ 327.83                | \$ -                     | \$ -                            | \$ 327.83                   | \$ 327.83                            |
| E R W Corp   | 53-08-20-100-050.000-008 | 1954   | 1B              | N  | \$ -                    | \$ -                    | \$ -                           | \$ -                       | \$ -                     | \$ -                     | \$ -                            | \$ -                        | \$ -                                 |
| Bing, Melinda K  | 53-08-20-100-034.000-008 | 1954   | 1B              | N  | \$ -                    | \$ -                    | \$ -                           | \$ -                       | \$ -                     | \$ -                     | \$ -                            | \$ -                        | \$ -                                 |
| Adams, Timothy W & Laurel R                            | 53-08-20-100-042.000-008 | 1954   | 1B              | N  | \$ -                    | \$ -                    | \$ -                           | \$ -                       | \$ 386.99                | \$ -                     | \$ -                            | \$ 386.99                   | \$ 386.99                            |
| Gardner, Philip D & Tammy                              | 53-08-20-100-025.000-008 | 1954   | 1B              | N  | \$ -                    | \$ -                    | \$ -                           | \$ -                       | \$ 452.00                | \$ -                     | \$ -                            | \$ 452.00                   | \$ 452.00                            |
| E R W Corp   | 53-08-20-100-031.000-008 | 1954   | 1B              | N  | \$ -                    | \$ -                    | \$ -                           | \$ -                       | \$ -                     | \$ -                     | \$ -                            | \$ -                        | \$ -                                 |
| Warnsman, David M & Heather L                          | 53-08-20-100-015.000-008 | 1954   | 1B              | N  | \$ -                    | \$ -                    | \$ -                           | \$ -                       | \$ 295.08                | \$ -                     | \$ -                            | \$ 295.08                   | \$ 295.08                            |
| Shenandoah Management LLC                              | 53-08-20-100-035.000-008 | 1954   | 1B              | N  | \$ -                    | \$ -                    | \$ -                           | \$ -                       | \$ -                     | \$ 442.41                | \$ -                            | \$ 442.41                   | \$ 442.41                            |
| Miller, Kegan James                                    | 53-08-20-100-020.000-008 | 1954   | 1B              | N  | \$ -                    | \$ -                    | \$ -                           | \$ -                       | \$ 1.11                  | \$ -                     | \$ -                            | \$ 1.11                     | \$ 1.11                              |
| Mahan, Gavin W   | 53-08-20-100-007.000-008 | 1598   | 1B              | N  | \$ -                    | \$ -                    | \$ -                           | \$ -                       | \$ 19.75                 | \$ -                     | \$ -                            | \$ 19.75                    | \$ 19.75                             |
| Gupta, Daniel  | 53-08-17-304-037.000-008 | 1447   | 1B              | N  | \$ -                    | \$ -                    | \$ -                           | \$ -                       | \$ -                     | \$ 303.72                | \$ -                            | \$ 303.72                   | \$ 303.72                            |
| Felling, Shane   | 53-08-17-304-035.000-008 | 1447   | 1B              | N  | \$ -                    | \$ -                    | \$ -                           | \$ -                       | \$ -                     | \$ 289.39                | \$ -                            | \$ 289.39                   | \$ 289.39                            |
| Felling, Shane   | 53-08-17-304-084.000-008 | 1447   | 1B              | N  | \$ -                    | \$ -                    | \$ -                           | \$ -                       | \$ -                     | \$ 264.94                | \$ -                            | \$ 264.94                   | \$ 264.94                            |
| Felling, Shane   | 53-08-17-304-106.000-008 | 1447   | 1B              | N  | \$ -                    | \$ -                    | \$ -                           | \$ -                       | \$ -                     | \$ 264.94                | \$ -                            | \$ 264.94                   | \$ 264.94                            |
| Felling, Shane   | 53-08-17-304-051.000-008 | 1447   | 1B              | N  | \$ -                    | \$ -                    | \$ -                           | \$ -                       | \$ -                     | \$ 262.20                | \$ -                            | \$ 262.20                   | \$ 262.20                            |
| CPW Properties LLC                                     | 53-08-17-304-036.000-008 | 1447   | 1B              | N  | \$ -                    | \$ -                    | \$ -                           | \$ -                       | \$ -                     | \$ 339.77                | \$ -                            | \$ 339.77                   | \$ 339.77                            |
| Daughtrey, Sarah E                                     | 53-08-17-304-087.000-008 | 1447   | 1B              | N  | \$ -                    | \$ -                    | \$ -                           | \$ -                       | \$ -                     | \$ -                     | \$ -                            | \$ -                        | \$ -                                 |
| Mason DM Properties LLC                                | 53-08-17-304-028.000-008 | 1447   | 1B              | N  | \$ -                    | \$ -                    | \$ -                           | \$ -                       | \$ -                     | \$ 299.72                | \$ -                            | \$ 299.72                   | \$ 299.72                            |
| Mason DM Properties LLC                                | 53-08-17-304-086.000-008 | 1447   | 1B              | N  | \$ -                    | \$ -                    | \$ -                           | \$ -                       | \$ -                     | \$ 299.72                | \$ -                            | \$ 299.72                   | \$ 299.72                            |



# City of Bloomington



## Area #1B: South-West Annexation Area - Circuit Breaker Impacts Analysis

| Owner Name                                      | Parcel #                 | Waiver | Annexation Area | AG | Pre-Annex 1% CB Credits | Pre-Annex 2% CB Credits | Pre-Annex 65 & Over CB Credits | Pre-Annex Total CB Credits | Post-Annex 1% CB Credits | Post-Annex 2% CB Credits | Post-Annex 65 & Over CB Credits | Post-Annex Total CB Credits | Total Post-Annex CB Credits Increase |
|---|--------------------------|--------|-----------------|----|-------------------------|-------------------------|--------------------------------|----------------------------|--------------------------|--------------------------|---------------------------------|-----------------------------|--------------------------------------|
| Mason DM Properties LLC                         | 53-08-17-304-049.000-008 | 1447   | 1B              | N  | \$ -                    | \$ -                    | \$ -                           | \$ -                       | \$ -                     | \$ 299.72                | \$ -                            | \$ 299.72                   | \$ 299.72                            |
| Mason DM Properties LLC                         | 53-08-17-304-027.000-008 | 1447   | 1B              | N  | \$ -                    | \$ -                    | \$ -                           | \$ -                       | \$ -                     | \$ 299.72                | \$ -                            | \$ 299.72                   | \$ 299.72                            |
| Mason DM Properties LLC                         | 53-08-17-304-032.000-008 | 1447   | 1B              | N  | \$ -                    | \$ -                    | \$ -                           | \$ -                       | \$ -                     | \$ 299.72                | \$ -                            | \$ 299.72                   | \$ 299.72                            |
| Lambert, Andrew N                               | 53-08-17-304-025.000-008 | 1447   | 1B              | N  | \$ -                    | \$ -                    | \$ -                           | \$ -                       | \$ -                     | \$ -                     | \$ -                            | \$ -                        | \$ -                                 |
| Hafer, Steven Thomas                            | 53-08-17-304-078.000-008 | 1447   | 1B              | N  | \$ -                    | \$ -                    | \$ -                           | \$ -                       | \$ -                     | \$ -                     | \$ -                            | \$ -                        | \$ -                                 |
| Mora, Luis Eduardo                              | 53-08-20-100-006.000-008 |        | 1B              | N  | \$ -                    | \$ -                    | \$ -                           | \$ -                       | \$ 196.95                | \$ -                     | \$ -                            | \$ 196.95                   | \$ 196.95                            |
| Deja, Dara S & Ludmila Gail                     | 53-08-20-100-004.000-008 | 1604   | 1B              | N  | \$ -                    | \$ -                    | \$ -                           | \$ -                       | \$ 142.30                | \$ -                     | \$ -                            | \$ 142.30                   | \$ 142.30                            |
| Perry, Larry D & Roslyn G                       | 53-08-20-100-003.000-008 | 1954   | 1B              | N  | \$ -                    | \$ -                    | \$ -                           | \$ -                       | \$ 211.86                | \$ -                     | \$ -                            | \$ 211.86                   | \$ 211.86                            |
| Orr, Melissa A; White, Kimberly F               | 53-08-20-100-005.000-008 | 1954   | 1B              | N  | \$ -                    | \$ -                    | \$ -                           | \$ -                       | \$ 56.18                 | \$ -                     | \$ -                            | \$ 56.18                    | \$ 56.18                             |
| Damon, Carole A                                 | 53-08-20-100-002.000-008 | 1954   | 1B              | N  | \$ -                    | \$ -                    | \$ -                           | \$ -                       | \$ 111.66                | \$ -                     | \$ -                            | \$ 111.66                   | \$ 111.66                            |
| PIKE, JAMES A & CHRISTI J JOINT REVOCABLE TRUST | 53-08-20-100-030.001-008 | 2265   | 1B              | N  | \$ -                    | \$ -                    | \$ -                           | \$ -                       | \$ 575.37                | \$ -                     | \$ -                            | \$ 575.37                   | \$ 575.37                            |
| Benckart, William E Jr & Judith C               | 53-08-20-100-030.002-008 | 2265   | 1B              | N  | \$ -                    | \$ -                    | \$ -                           | \$ -                       | \$ 327.79                | \$ -                     | \$ -                            | \$ 327.79                   | \$ 327.79                            |
| Poland, Roger A & Debra J Ahrens-Poland         | 53-08-20-100-030.003-008 | 2265   | 1B              | N  | \$ -                    | \$ -                    | \$ -                           | \$ -                       | \$ 360.90                | \$ -                     | \$ -                            | \$ 360.90                   | \$ 360.90                            |
| Hostetler, Barbara                              | 53-08-20-100-030.004-008 | 2265   | 1B              | N  | \$ -                    | \$ -                    | \$ -                           | \$ -                       | \$ 516.59                | \$ -                     | \$ -                            | \$ 516.59                   | \$ 516.59                            |
| Martin, Kathleen E Living Trust                 | 53-08-20-100-030.005-008 | 2265   | 1B              | N  | \$ -                    | \$ -                    | \$ -                           | \$ -                       | \$ 307.92                | \$ -                     | \$ -                            | \$ 307.92                   | \$ 307.92                            |
| Nixon, David W & Deborah A                      | 53-08-20-100-030.006-008 | 2265   | 1B              | N  | \$ -                    | \$ -                    | \$ -                           | \$ -                       | \$ 547.64                | \$ -                     | \$ -                            | \$ 547.64                   | \$ 547.64                            |
| Weber, William J & Vera J Rev Trust             | 53-08-20-100-030.007-008 |        | 1B              | N  | \$ -                    | \$ -                    | \$ -                           | \$ -                       | \$ 357.60                | \$ -                     | \$ -                            | \$ 357.60                   | \$ 357.60                            |
| Berg, J Christopher & Dana M                    | 53-08-20-100-030.008-008 |        | 1B              | N  | \$ -                    | \$ -                    | \$ -                           | \$ -                       | \$ 324.89                | \$ -                     | \$ -                            | \$ 324.89                   | \$ 324.89                            |
| Monroe Co Community School Corp                 | 53-08-17-400-007.000-008 |        | 1B              | N  | \$ -                    | \$ -                    | \$ -                           | \$ -                       | \$ -                     | \$ -                     | \$ -                            | \$ -                        | \$ -                                 |
| Monroe Co Community School Corp                 | 53-08-17-400-010.000-008 |        | 1B              | N  | \$ -                    | \$ -                    | \$ -                           | \$ -                       | \$ -                     | \$ -                     | \$ -                            | \$ -                        | \$ -                                 |
| Monroe Co Community School Corp                 | 53-08-17-400-005.000-008 |        | 1B              | N  | \$ -                    | \$ -                    | \$ -                           | \$ -                       | \$ -                     | \$ -                     | \$ -                            | \$ -                        | \$ -                                 |
| Monroe Co Community School Corp                 | 53-08-17-400-015.000-008 |        | 1B              | N  | \$ -                    | \$ -                    | \$ -                           | \$ -                       | \$ -                     | \$ -                     | \$ -                            | \$ -                        | \$ -                                 |
| Mehring, Ashley Dawn                            | 53-08-20-201-026.000-008 |        | 1B              | N  | \$ -                    | \$ -                    | \$ -                           | \$ -                       | \$ 511.61                | \$ -                     | \$ -                            | \$ 511.61                   | \$ 511.61                            |
| Prince, Toby D & Shari R                        | 53-08-20-201-015.000-008 |        | 1B              | N  | \$ -                    | \$ -                    | \$ -                           | \$ -                       | \$ 492.37                | \$ -                     | \$ -                            | \$ 492.37                   | \$ 492.37                            |
| Smith, Karen A & Phillip D                      | 53-08-20-201-020.000-008 |        | 1B              | N  | \$ -                    | \$ -                    | \$ -                           | \$ -                       | \$ -                     | \$ 538.31                | \$ -                            | \$ 538.31                   | \$ 538.31                            |
| Humbard, Bobby Dean & Tonya D                   | 53-08-20-201-005.000-008 | 1502   | 1B              | N  | \$ -                    | \$ -                    | \$ -                           | \$ -                       | \$ 60.32                 | \$ -                     | \$ -                            | \$ 60.32                    | \$ 60.32                             |
| Zipes, Paul & Lori                              | 53-08-20-201-016.000-008 | 1454   | 1B              | N  | \$ -                    | \$ -                    | \$ -                           | \$ -                       | \$ 307.09                | \$ -                     | \$ -                            | \$ 307.09                   | \$ 307.09                            |
| Sackley, David J & Jodie L                      | 53-08-20-201-010.000-008 | 2417   | 1B              | N  | \$ -                    | \$ -                    | \$ -                           | \$ -                       | \$ 445.32                | \$ -                     | \$ -                            | \$ 445.32                   | \$ 445.32                            |
| Mood, Matthew K & Sandra                        | 53-08-20-201-018.000-008 | 2418   | 1B              | N  | \$ -                    | \$ -                    | \$ -                           | \$ -                       | \$ 285.15                | \$ -                     | \$ -                            | \$ 285.15                   | \$ 285.15                            |
| Hidbrader, Kari L                               | 53-08-20-201-007.000-008 | 1618   | 1B              | N  | \$ -                    | \$ -                    | \$ -                           | \$ -                       | \$ 306.66                | \$ -                     | \$ -                            | \$ 306.66                   | \$ 306.66                            |
| Underwood, Jon & Barbara                        | 53-08-20-201-019.000-008 | 2363   | 1B              | N  | \$ -                    | \$ -                    | \$ -                           | \$ -                       | \$ 365.05                | \$ -                     | \$ -                            | \$ 365.05                   | \$ 365.05                            |
| Kurrus, Michael R & Melinda Blair               | 53-08-20-201-022.000-008 | 1864   | 1B              | N  | \$ -                    | \$ -                    | \$ -                           | \$ -                       | \$ 598.14                | \$ -                     | \$ -                            | \$ 598.14                   | \$ 598.14                            |
| Vorhauer, Lois J                                | 53-08-20-201-021.000-008 | 2106   | 1B              | N  | \$ -                    | \$ -                    | \$ -                           | \$ -                       | \$ 413.07                | \$ -                     | \$ -                            | \$ 413.07                   | \$ 413.07                            |
| Bush, Randolph & April L                        | 53-08-20-201-027.000-008 |        | 1B              | N  | \$ -                    | \$ -                    | \$ -                           | \$ -                       | \$ 424.66                | \$ -                     | \$ -                            | \$ 424.66                   | \$ 424.66                            |
| Flatt, Michael Glenn & Carrie Jo                | 53-08-20-201-017.000-008 | 2226   | 1B              | N  | \$ -                    | \$ -                    | \$ -                           | \$ -                       | \$ 808.07                | \$ -                     | \$ -                            | \$ 808.07                   | \$ 808.07                            |
| Kosmala, Richard S Jr; Koepf, Naomi R           | 53-08-20-201-004.000-008 | 1503   | 1B              | N  | \$ -                    | \$ -                    | \$ -                           | \$ -                       | \$ 196.54                | \$ -                     | \$ -                            | \$ 196.54                   | \$ 196.54                            |
| Somersbe Homeowners Assoc Inc                   | 53-08-17-403-022.000-008 | 1229   | 1B              | N  | \$ -                    | \$ -                    | \$ -                           | \$ -                       | \$ -                     | \$ -                     | \$ -                            | \$ -                        | \$ -                                 |
| Malichi, Chad & Victoria                        | 53-08-17-403-011.000-008 | 1343   | 1B              | N  | \$ -                    | \$ -                    | \$ -                           | \$ -                       | \$ -                     | \$ -                     | \$ -                            | \$ -                        | \$ -                                 |
| Johnson, Susan A & Tuttle, Angela Dee           | 53-08-17-403-021.000-008 | 1344   | 1B              | N  | \$ -                    | \$ -                    | \$ -                           | \$ -                       | \$ -                     | \$ 289.60                | \$ -                            | \$ 289.60                   | \$ 289.60                            |
| Yoho, Kristina L                                | 53-08-17-403-033.000-008 |        | 1B              | N  | \$ -                    | \$ -                    | \$ -                           | \$ -                       | \$ -                     | \$ -                     | \$ -                            | \$ -                        | \$ -                                 |
| Mynark, Richard G                               | 53-08-17-403-004.000-008 |        | 1B              | N  | \$ -                    | \$ -                    | \$ -                           | \$ -                       | \$ -                     | \$ -                     | \$ -                            | \$ -                        | \$ -                                 |
| Deckard, Shawn                                  | 53-08-17-403-017.000-008 | 1840   | 1B              | N  | \$ -                    | \$ -                    | \$ -                           | \$ -                       | \$ -                     | \$ -                     | \$ -                            | \$ -                        | \$ -                                 |

# City of Bloomington

## Area #1B: South-West Annexation Area - Circuit Breaker Impacts Analysis



| Owner Name  | Parcel #                 | Waiver | Annexation Area | AG | Pre-Annex 1% CB Credits | Pre-Annex 2% CB Credits | Pre-Annex 65 & Over CB Credits | Pre-Annex Total CB Credits | Post-Annex 1% CB Credits | Post-Annex 2% CB Credits | Post-Annex 65 & Over CB Credits | Post-Annex Total CB Credits | Total Post-Annex CB Credits Increase |
|---|--------------------------|--------|-----------------|----|-------------------------|-------------------------|--------------------------------|----------------------------|--------------------------|--------------------------|---------------------------------|-----------------------------|--------------------------------------|
| Glaser, Corinne A   | 53-08-17-403-013.000-008 |        | 1B              | N  | \$ -                    | \$ -                    | \$ -                           | \$ -                       | \$ -                     | \$ -                     | \$ -                            | \$ -                        | \$ -                                 |
| McKenzie, Meghan E  | 53-08-17-403-020.000-008 |        | 1B              | N  | \$ -                    | \$ -                    | \$ -                           | \$ -                       | \$ -                     | \$ -                     | \$ -                            | \$ -                        | \$ -                                 |
| Bunnell, Adam K & Whitney N                               | 53-08-17-403-016.000-008 |        | 1B              | N  | \$ -                    | \$ -                    | \$ -                           | \$ -                       | \$ -                     | \$ -                     | \$ -                            | \$ -                        | \$ -                                 |
| Turner, Andrew R & Vicki S                                | 53-08-20-201-024.000-008 | 1660   | 1B              | N  | \$ -                    | \$ -                    | \$ -                           | \$ -                       | \$ -                     | \$ -                     | \$ -                            | \$ -                        | \$ -                                 |
| Kouns, Sandra R   | 53-08-20-201-028.000-008 | 1762   | 1B              | N  | \$ -                    | \$ -                    | \$ -                           | \$ -                       | \$ 174.59                | \$ -                     | \$ -                            | \$ 174.59                   | \$ 174.59                            |
| LaBarr, Monique M   | 53-08-20-201-023.000-008 | 1550   | 1B              | N  | \$ -                    | \$ -                    | \$ -                           | \$ -                       | \$ 129.06                | \$ -                     | \$ -                            | \$ 129.06                   | \$ 129.06                            |
| Hicks, James R & Marilyn S Revocable Trusts               | 53-08-20-201-008.000-008 | 1399   | 1B              | N  | \$ -                    | \$ -                    | \$ -                           | \$ -                       | \$ 422.60                | \$ -                     | \$ -                            | \$ 422.60                   | \$ 422.60                            |
| Hall, James H   | 53-08-20-201-001.000-008 | 1399   | 1B              | N  | \$ -                    | \$ -                    | \$ -                           | \$ -                       | \$ 488.44                | \$ -                     | \$ -                            | \$ 488.44                   | \$ 488.44                            |
| Ostermeier, Robert & Linda                                | 53-08-20-201-003.000-008 | 1571   | 1B              | N  | \$ -                    | \$ -                    | \$ -                           | \$ -                       | \$ 704.97                | \$ -                     | \$ -                            | \$ 704.97                   | \$ 704.97                            |
| Cervantes, Daniel L & E Katerina D                        | 53-08-20-201-009.000-008 |        | 1B              | N  | \$ -                    | \$ -                    | \$ -                           | \$ -                       | \$ 176.88                | \$ -                     | \$ -                            | \$ 176.88                   | \$ 176.88                            |
| Scott, James III & Kristie M                              | 53-08-20-201-025.000-008 | 2001   | 1B              | N  | \$ -                    | \$ -                    | \$ -                           | \$ -                       | \$ 413.91                | \$ -                     | \$ -                            | \$ 413.91                   | \$ 413.91                            |
| Mensendiek, Mildred & Kevin D                             | 53-01-40-785-668.000-008 | 1455   | 1B              | N  | \$ -                    | \$ -                    | \$ -                           | \$ -                       | \$ 387.41                | \$ -                     | \$ -                            | \$ 387.41                   | \$ 387.41                            |
| Peach, Richard J & Mary E                                 | 53-08-20-204-013.000-008 | 2061   | 1B              | N  | \$ -                    | \$ -                    | \$ -                           | \$ -                       | \$ 768.73                | \$ -                     | \$ -                            | \$ 768.73                   | \$ 768.73                            |
| Hawranek, Walter R & Patti                                | 53-08-20-204-017.000-008 | 2059   | 1B              | N  | \$ -                    | \$ -                    | \$ -                           | \$ -                       | \$ 482.63                | \$ -                     | \$ -                            | \$ 482.63                   | \$ 482.63                            |
| Woodard, Kenneth David; Woodard, Jan D & Woodard, Jeremy  | 53-08-17-403-032.000-008 |        | 1B              | N  | \$ -                    | \$ -                    | \$ -                           | \$ -                       | \$ -                     | \$ -                     | \$ -                            | \$ -                        | \$ -                                 |
| Hamilton, Melinda L                                       | 53-08-17-403-012.000-008 |        | 1B              | N  | \$ -                    | \$ -                    | \$ -                           | \$ -                       | \$ -                     | \$ -                     | \$ -                            | \$ -                        | \$ -                                 |
| Bergeron, Christian P                                     | 53-08-17-403-005.000-008 |        | 1B              | N  | \$ -                    | \$ -                    | \$ -                           | \$ -                       | \$ -                     | \$ -                     | \$ -                            | \$ -                        | \$ -                                 |
| Bauer, Nicholas G   | 53-08-17-403-001.000-008 |        | 1B              | N  | \$ -                    | \$ -                    | \$ -                           | \$ -                       | \$ -                     | \$ -                     | \$ -                            | \$ -                        | \$ -                                 |
| Forbes, JT  | 53-08-17-403-003.000-008 |        | 1B              | N  | \$ -                    | \$ -                    | \$ -                           | \$ -                       | \$ -                     | \$ -                     | \$ -                            | \$ -                        | \$ -                                 |
| Parrott, Kourtney   | 53-08-17-403-002.000-008 |        | 1B              | N  | \$ -                    | \$ -                    | \$ -                           | \$ -                       | \$ -                     | \$ -                     | \$ -                            | \$ -                        | \$ -                                 |
| Ensmann, Catherine Louise                                 | 53-08-17-403-018.000-008 | 2393   | 1B              | N  | \$ -                    | \$ -                    | \$ -                           | \$ -                       | \$ -                     | \$ -                     | \$ -                            | \$ -                        | \$ -                                 |
| Winkle, Charles G II                                      | 53-08-17-204-001.000-008 | 2071   | 1B              | N  | \$ -                    | \$ -                    | \$ -                           | \$ -                       | \$ -                     | \$ -                     | \$ -                            | \$ -                        | \$ -                                 |
| Payne, Melanie Jo & Wanzer, Susan Place                   | 53-08-17-102-074.000-008 | 1240   | 1B              | N  | \$ -                    | \$ -                    | \$ -                           | \$ -                       | \$ 40.45                 | \$ -                     | \$ -                            | \$ 40.45                    | \$ 40.45                             |
| Luallen, Arlene K   | 53-08-17-102-073.000-008 |        | 1B              | N  | \$ -                    | \$ -                    | \$ -                           | \$ -                       | \$ 97.18                 | \$ -                     | \$ -                            | \$ 97.18                    | \$ 97.18                             |
| Bogenschutz, Andrew P & Rebecca K                         | 53-08-17-204-004.000-008 |        | 1B              | N  | \$ -                    | \$ -                    | \$ -                           | \$ -                       | \$ -                     | \$ -                     | \$ -                            | \$ -                        | \$ -                                 |
| Goode, John M, Jr & Dana M                                | 53-01-42-955-000.000-008 |        | 1B              | N  | \$ -                    | \$ -                    | \$ -                           | \$ -                       | \$ 330.68                | \$ -                     | \$ -                            | \$ 330.68                   | \$ 330.68                            |
| Williams, Patricia L                                      | 53-01-42-957-000.000-008 |        | 1B              | N  | \$ -                    | \$ -                    | \$ -                           | \$ -                       | \$ 296.31                | \$ -                     | \$ -                            | \$ 296.31                   | \$ 296.31                            |
| City of Bloomington, Indiana, Board of Park Commissioners | 53-08-20-100-059.000-008 |        | 1B              | N  | \$ -                    | \$ -                    | \$ -                           | \$ -                       | \$ -                     | \$ -                     | \$ -                            | \$ -                        | \$ -                                 |
| Long, Steven A. & Diann Roberta                           | 53-08-17-102-058.000-008 |        | 1B              | N  | \$ -                    | \$ -                    | \$ -                           | \$ -                       | \$ -                     | \$ -                     | \$ -                            | \$ -                        | \$ -                                 |
| Paurazas, Joseph Andrew                                   | 53-08-17-104-018.000-008 | 1307   | 1B              | N  | \$ -                    | \$ -                    | \$ -                           | \$ -                       | \$ -                     | \$ -                     | \$ -                            | \$ -                        | \$ -                                 |
| Gibson, Sarah J   | 53-08-17-104-014.000-008 | 1304   | 1B              | N  | \$ -                    | \$ -                    | \$ -                           | \$ -                       | \$ -                     | \$ -                     | \$ -                            | \$ -                        | \$ -                                 |
| Pece, Milan Leon  | 53-08-17-402-010.000-008 |        | 1B              | N  | \$ -                    | \$ -                    | \$ -                           | \$ -                       | \$ -                     | \$ -                     | \$ -                            | \$ -                        | \$ -                                 |
| Campbell, Duncan C & Cathrine A Spiaggia                  | 53-08-18-200-001.000-008 |        | 1B              | N  | \$ -                    | \$ -                    | \$ -                           | \$ -                       | \$ -                     | \$ -                     | \$ -                            | \$ -                        | \$ -                                 |
| Jacoby, Gary  | 53-08-17-102-065.000-008 | 1181   | 1B              | N  | \$ -                    | \$ -                    | \$ -                           | \$ -                       | \$ -                     | \$ -                     | \$ -                            | \$ -                        | \$ -                                 |
| Brewer, John W & Leanna                                   | 53-08-20-400-052.000-008 |        | 1B              | N  | \$ -                    | \$ -                    | \$ -                           | \$ -                       | \$ -                     | \$ -                     | \$ -                            | \$ -                        | \$ -                                 |
| Foertsch, Kevin K & Brooke                                | 53-08-17-301-216.000-008 | 1599   | 1B              | N  | \$ -                    | \$ -                    | \$ -                           | \$ -                       | \$ -                     | \$ -                     | \$ -                            | \$ -                        | \$ -                                 |
| Havill, Julie   | 53-08-17-301-214.000-008 | 1599   | 1B              | N  | \$ -                    | \$ -                    | \$ -                           | \$ -                       | \$ 134.02                | \$ -                     | \$ -                            | \$ 134.02                   | \$ 134.02                            |
| Everling, Christopher H & Kelsey L                        | 53-08-17-301-109.000-008 | 1599   | 1B              | N  | \$ -                    | \$ -                    | \$ -                           | \$ -                       | \$ 305.06                | \$ -                     | \$ -                            | \$ 305.06                   | \$ 305.06                            |
| Dias, Vitor Martins & Paixao, Thalissa Isabel Pereira     | 53-08-17-301-099.000-008 | 1599   | 1B              | N  | \$ -                    | \$ -                    | \$ -                           | \$ -                       | \$ 199.84                | \$ -                     | \$ -                            | \$ 199.84                   | \$ 199.84                            |
| Piskos, Michael J   | 53-08-17-301-026.000-008 | 1599   | 1B              | N  | \$ -                    | \$ -                    | \$ -                           | \$ -                       | \$ 47.07                 | \$ -                     | \$ -                            | \$ 47.07                    | \$ 47.07                             |
| OConner, Duane E  | 53-08-17-301-064.000-008 | 1599   | 1B              | N  | \$ -                    | \$ -                    | \$ -                           | \$ -                       | \$ -                     | \$ 504.59                | \$ -                            | \$ 504.59                   | \$ 504.59                            |
| Akhmedov, Rufat & Irina Ter-Grigoryan                     | 53-08-17-301-079.000-008 | 1599   | 1B              | N  | \$ -                    | \$ -                    | \$ -                           | \$ -                       | \$ 291.35                | \$ -                     | \$ -                            | \$ 291.35                   | \$ 291.35                            |

# City of Bloomington



## Area #1B: South-West Annexation Area - Circuit Breaker Impacts Analysis

| Owner Name                                    | Parcel #                 | Waiver | Annexation Area | AG | Pre-Annex 1% CB Credits | Pre-Annex 2% CB Credits | Pre-Annex 65 & Over CB Credits | Pre-Annex Total CB Credits | Post-Annex 1% CB Credits | Post-Annex 2% CB Credits | Post-Annex 65 & Over CB Credits | Post-Annex Total CB Credits | Total Post-Annex CB Credits Increase |
|---|--------------------------|--------|-----------------|----|-------------------------|-------------------------|--------------------------------|----------------------------|--------------------------|--------------------------|---------------------------------|-----------------------------|--------------------------------------|
| Carter, Clyde William H III & Aya             | 53-08-17-301-037.000-008 | 1599   | 1B              | N  | \$ -                    | \$ -                    | \$ -                           | \$ -                       | \$ 174.18                | \$ -                     | \$ -                            | \$ 174.18                   | \$ 174.18                            |
| Nelson, Samuel P                              | 53-08-17-301-060.000-008 | 1599   | 1B              | N  | \$ -                    | \$ -                    | \$ -                           | \$ -                       | \$ -                     | \$ -                     | \$ -                            | \$ -                        | \$ -                                 |
| Sexton, Mark E. & Tina E.                     | 53-08-17-403-029.000-008 | 1229   | 1B              | N  | \$ -                    | \$ -                    | \$ -                           | \$ -                       | \$ -                     | \$ 230.37                | \$ -                            | \$ 230.37                   | \$ 230.37                            |
| Joe Kemp Construction LLC                     | 53-08-17-304-045.000-008 | 1447   | 1B              | N  | \$ -                    | \$ -                    | \$ -                           | \$ -                       | \$ -                     | \$ -                     | \$ -                            | \$ -                        | \$ -                                 |
| Joe Kemp Construction LLC                     | 53-08-17-304-105.000-008 | 1447   | 1B              | N  | \$ -                    | \$ -                    | \$ -                           | \$ -                       | \$ -                     | \$ -                     | \$ -                            | \$ -                        | \$ -                                 |
| Joe Kemp Construction LLC                     | 53-08-17-304-061.000-008 | 1447   | 1B              | N  | \$ -                    | \$ -                    | \$ -                           | \$ -                       | \$ -                     | \$ -                     | \$ -                            | \$ -                        | \$ -                                 |
| Joe Kemp Construction LLC                     | 53-08-17-304-014.000-008 | 1447   | 1B              | N  | \$ -                    | \$ -                    | \$ -                           | \$ -                       | \$ -                     | \$ -                     | \$ -                            | \$ -                        | \$ -                                 |
| Mason DM Properties LLC                       | 53-08-17-304-009.000-008 | 1447   | 1B              | N  | \$ -                    | \$ -                    | \$ -                           | \$ -                       | \$ -                     | \$ 318.90                | \$ -                            | \$ 318.90                   | \$ 318.90                            |
| Mason DM Properties LLC                       | 53-08-17-304-060.000-008 | 1447   | 1B              | N  | \$ -                    | \$ -                    | \$ -                           | \$ -                       | \$ -                     | \$ 318.90                | \$ -                            | \$ 318.90                   | \$ 318.90                            |
| Mason DM Properties LLC                       | 53-08-17-304-023.000-008 | 1447   | 1B              | N  | \$ -                    | \$ -                    | \$ -                           | \$ -                       | \$ -                     | \$ 318.90                | \$ -                            | \$ 318.90                   | \$ 318.90                            |
| Mason DM Properties LLC                       | 53-08-17-304-059.000-008 | 1447   | 1B              | N  | \$ -                    | \$ -                    | \$ -                           | \$ -                       | \$ -                     | \$ 318.90                | \$ -                            | \$ 318.90                   | \$ 318.90                            |
| Mason DM Properties LLC                       | 53-08-17-304-008.000-008 | 1447   | 1B              | N  | \$ -                    | \$ -                    | \$ -                           | \$ -                       | \$ -                     | \$ 318.90                | \$ -                            | \$ 318.90                   | \$ 318.90                            |
| CPW Properties LLC                            | 53-08-17-304-071.000-008 | 1447   | 1B              | N  | \$ -                    | \$ -                    | \$ -                           | \$ -                       | \$ -                     | \$ 296.98                | \$ -                            | \$ 296.98                   | \$ 296.98                            |
| CPW Properties LLC                            | 53-08-17-304-016.000-008 | 1447   | 1B              | N  | \$ -                    | \$ -                    | \$ -                           | \$ -                       | \$ -                     | \$ 293.40                | \$ -                            | \$ 293.40                   | \$ 293.40                            |
| Sechrist, Chad Eric                           | 53-08-17-304-013.000-008 | 1447   | 1B              | N  | \$ -                    | \$ -                    | \$ -                           | \$ -                       | \$ -                     | \$ 223.46                | \$ -                            | \$ 223.46                   | \$ 223.46                            |
| Lavender, Christopher & Kimberly              | 53-08-17-301-018.000-008 | 1599   | 1B              | N  | \$ -                    | \$ -                    | \$ -                           | \$ -                       | \$ -                     | \$ -                     | \$ -                            | \$ -                        | \$ -                                 |
| Adieng, Erick & Byerley, Melissa              | 53-08-17-301-076.000-008 | 1599   | 1B              | N  | \$ -                    | \$ -                    | \$ -                           | \$ -                       | \$ 153.06                | \$ -                     | \$ -                            | \$ 153.06                   | \$ 153.06                            |
| Espinoza, Abelardo & Guadalupe                | 53-08-17-301-059.000-008 | 1599   | 1B              | N  | \$ -                    | \$ -                    | \$ -                           | \$ -                       | \$ -                     | \$ 532.62                | \$ -                            | \$ 532.62                   | \$ 532.62                            |
| Brock, Shea D & Rachael D                     | 53-08-17-301-053.000-008 | 1599   | 1B              | N  | \$ -                    | \$ -                    | \$ -                           | \$ -                       | \$ 213.52                | \$ -                     | \$ -                            | \$ 213.52                   | \$ 213.52                            |
| Peng, Bo & Jiang, Xiaowei                     | 53-08-17-301-074.000-008 | 1599   | 1B              | N  | \$ -                    | \$ -                    | \$ -                           | \$ -                       | \$ 159.68                | \$ -                     | \$ -                            | \$ 159.68                   | \$ 159.68                            |
| Wang, Zhuosong; Walker, Lisa D                | 53-08-17-301-024.000-008 | 1599   | 1B              | N  | \$ -                    | \$ -                    | \$ -                           | \$ -                       | \$ 224.70                | \$ -                     | \$ -                            | \$ 224.70                   | \$ 224.70                            |
| Flemming, Leslie James & Sarah Batterton      | 53-08-17-301-212.000-008 | 1599   | 1B              | N  | \$ -                    | \$ -                    | \$ -                           | \$ -                       | \$ 68.19                 | \$ -                     | \$ -                            | \$ 68.19                    | \$ 68.19                             |
| Warthan, Stephanie J & Greenwell, Stephanie L | 53-08-17-301-108.000-008 | 1599   | 1B              | N  | \$ -                    | \$ -                    | \$ -                           | \$ -                       | \$ 266.09                | \$ -                     | \$ -                            | \$ 266.09                   | \$ 266.09                            |
| Ansari, Emily                                 | 53-08-17-301-096.000-008 | 1599   | 1B              | N  | \$ -                    | \$ -                    | \$ -                           | \$ -                       | \$ 193.22                | \$ -                     | \$ -                            | \$ 193.22                   | \$ 193.22                            |
| Ricketts, Addison Lynn                        | 53-08-17-301-095.000-008 | 1599   | 1B              | N  | \$ -                    | \$ -                    | \$ -                           | \$ -                       | \$ 253.25                | \$ -                     | \$ -                            | \$ 253.25                   | \$ 253.25                            |
| Holtman, John H & Kristi Coburn               | 53-08-17-301-164.000-008 | 1599   | 1B              | N  | \$ -                    | \$ -                    | \$ -                           | \$ -                       | \$ 222.63                | \$ -                     | \$ -                            | \$ 222.63                   | \$ 222.63                            |
| Miracle, Robert & Judith                      | 53-08-20-100-030.009-008 |        | 1B              | N  | \$ -                    | \$ -                    | \$ -                           | \$ -                       | \$ -                     | \$ -                     | \$ -                            | \$ -                        | \$ -                                 |
| Miracle, Robert & Judith                      | 53-08-20-100-030.010-008 |        | 1B              | N  | \$ -                    | \$ -                    | \$ -                           | \$ -                       | \$ 577.03                | \$ -                     | \$ -                            | \$ 577.03                   | \$ 577.03                            |
| Weber, William J & Cathleen I                 | 53-08-20-100-030.011-008 |        | 1B              | N  | \$ -                    | \$ -                    | \$ -                           | \$ -                       | \$ 557.16                | \$ -                     | \$ -                            | \$ 557.16                   | \$ 557.16                            |
| Deckard, Alton & Judy                         | 53-08-20-100-030.012-008 |        | 1B              | N  | \$ -                    | \$ -                    | \$ -                           | \$ -                       | \$ 508.31                | \$ -                     | \$ -                            | \$ 508.31                   | \$ 508.31                            |
| Binford, Leah J Revocable Trust Agreement     | 53-08-20-100-030.013-008 |        | 1B              | N  | \$ -                    | \$ -                    | \$ -                           | \$ -                       | \$ 808.90                | \$ -                     | \$ -                            | \$ 808.90                   | \$ 808.90                            |
| Terry, Jason L & Fiona M                      | 53-08-20-100-030.014-008 |        | 1B              | N  | \$ -                    | \$ -                    | \$ -                           | \$ -                       | \$ -                     | \$ 493.67                | \$ -                            | \$ 493.67                   | \$ 493.67                            |
| Hohman, Joyce Ann Revocable Living Trust      | 53-08-20-100-030.015-008 |        | 1B              | N  | \$ -                    | \$ -                    | \$ -                           | \$ -                       | \$ 422.19                | \$ -                     | \$ -                            | \$ 422.19                   | \$ 422.19                            |
| Clark Trust, The                              | 53-08-20-100-030.016-008 |        | 1B              | N  | \$ -                    | \$ -                    | \$ -                           | \$ -                       | \$ 622.58                | \$ -                     | \$ -                            | \$ 622.58                   | \$ 622.58                            |
| Siegel, Martin A & Bauder, Douglas E          | 53-08-20-100-030.018-008 |        | 1B              | N  | \$ -                    | \$ -                    | \$ -                           | \$ -                       | \$ 890.04                | \$ -                     | \$ -                            | \$ 890.04                   | \$ 890.04                            |
| Starnes, Marjory                              | 53-08-20-100-030.019-008 |        | 1B              | N  | \$ -                    | \$ -                    | \$ -                           | \$ -                       | \$ 711.60                | \$ -                     | \$ -                            | \$ 711.60                   | \$ 711.60                            |
| McElhinney, Dean K & Sandra D                 | 53-08-20-100-030.020-008 |        | 1B              | N  | \$ -                    | \$ -                    | \$ -                           | \$ -                       | \$ 782.39                | \$ -                     | \$ -                            | \$ 782.39                   | \$ 782.39                            |
| B & L Rentals LLC                             | 53-08-17-304-041.000-008 | 1447   | 1B              | N  | \$ -                    | \$ -                    | \$ -                           | \$ -                       | \$ -                     | \$ 296.98                | \$ -                            | \$ 296.98                   | \$ 296.98                            |
| Al Gaad, Salman & Samar Shohatee              | 53-08-17-304-042.000-008 | 1447   | 1B              | N  | \$ -                    | \$ -                    | \$ -                           | \$ -                       | \$ -                     | \$ -                     | \$ -                            | \$ -                        | \$ -                                 |
| 1407 West Westwind Court LLC                  | 53-08-17-304-104.000-008 | 1447   | 1B              | N  | \$ -                    | \$ -                    | \$ -                           | \$ -                       | \$ -                     | \$ -                     | \$ -                            | \$ -                        | \$ -                                 |
| CPW Properties LLC                            | 53-08-17-304-072.000-008 | 1447   | 1B              | N  | \$ -                    | \$ -                    | \$ -                           | \$ -                       | \$ -                     | \$ 293.82                | \$ -                            | \$ 293.82                   | \$ 293.82                            |
| Cullison, Aaron                               | 53-08-17-304-070.000-008 | 1447   | 1B              | N  | \$ -                    | \$ -                    | \$ -                           | \$ -                       | \$ -                     | \$ -                     | \$ -                            | \$ -                        | \$ -                                 |
| CPW Properties LLC                            | 53-08-17-304-012.000-008 | 1447   | 1B              | N  | \$ -                    | \$ -                    | \$ -                           | \$ -                       | \$ -                     | \$ 296.98                | \$ -                            | \$ 296.98                   | \$ 296.98                            |
| CPW Properties LLC                            | 53-08-17-304-039.000-008 | 1447   | 1B              | N  | \$ -                    | \$ -                    | \$ -                           | \$ -                       | \$ -                     | \$ 296.98                | \$ -                            | \$ 296.98                   | \$ 296.98                            |
| Hobbit Homes LLC                              | 53-08-17-304-038.000-008 | 1447   | 1B              | N  | \$ -                    | \$ -                    | \$ -                           | \$ -                       | \$ -                     | \$ 310.89                | \$ -                            | \$ 310.89                   | \$ 310.89                            |

# City of Bloomington



## Area #1B: South-West Annexation Area - Circuit Breaker Impacts Analysis

| Owner Name                               | Parcel #                 | Waiver | Annexation Area | AG | Pre-Annex 1% CB Credits | Pre-Annex 2% CB Credits | Pre-Annex 65 & Over CB Credits | Pre-Annex Total CB Credits | Post-Annex 1% CB Credits | Post-Annex 2% CB Credits | Post-Annex 65 & Over CB Credits | Post-Annex Total CB Credits | Total Post-Annex CB Credits Increase |
|--|--------------------------|--------|-----------------|----|-------------------------|-------------------------|--------------------------------|----------------------------|--------------------------|--------------------------|---------------------------------|-----------------------------|--------------------------------------|
| Hobbit Homes LLC                         | 53-08-17-304-005.000-008 | 1447   | 1B              | N  | \$ -                    | \$ -                    | \$ -                           | \$ -                       | \$ -                     | \$ 314.89                | \$ -                            | \$ 314.89                   | \$ 314.89                            |
| Hobbit Homes LLC                         | 53-08-17-304-100.000-008 | 1447   | 1B              | N  | \$ -                    | \$ -                    | \$ -                           | \$ -                       | \$ -                     | \$ 314.89                | \$ -                            | \$ 314.89                   | \$ 314.89                            |
| Hobbit Homes LLC                         | 53-08-17-304-057.000-008 | 1447   | 1B              | N  | \$ -                    | \$ -                    | \$ -                           | \$ -                       | \$ -                     | \$ 314.89                | \$ -                            | \$ 314.89                   | \$ 314.89                            |
| CPW Properties LLC                       | 53-08-17-304-073.000-008 | 1447   | 1B              | N  | \$ -                    | \$ -                    | \$ -                           | \$ -                       | \$ -                     | \$ 259.46                | \$ -                            | \$ 259.46                   | \$ 259.46                            |
| CPW Properties LLC                       | 53-08-17-304-110.000-008 | 1447   | 1B              | N  | \$ -                    | \$ -                    | \$ -                           | \$ -                       | \$ -                     | \$ 261.57                | \$ -                            | \$ 261.57                   | \$ 261.57                            |
| DeFelice, E Gene                         | 53-08-17-402-001.000-008 | 1213   | 1B              | N  | \$ -                    | \$ -                    | \$ -                           | \$ -                       | \$ -                     | \$ 353.89                | \$ -                            | \$ 353.89                   | \$ 353.89                            |
| Cobb, Michael & Patricia                 | 53-08-20-100-030.021-008 |        | 1B              | N  | \$ -                    | \$ -                    | \$ -                           | \$ -                       | \$ 446.62                | \$ -                     | \$ -                            | \$ 446.62                   | \$ 446.62                            |
| Smith Revocable Living Trust, The        | 53-08-20-100-030.022-008 |        | 1B              | N  | \$ -                    | \$ -                    | \$ -                           | \$ -                       | \$ 547.22                | \$ -                     | \$ -                            | \$ 547.22                   | \$ 547.22                            |
| Henson, Thomas P & Mary L                | 53-08-20-100-030.023-008 |        | 1B              | N  | \$ -                    | \$ -                    | \$ -                           | \$ -                       | \$ -                     | \$ 573.94                | \$ -                            | \$ 573.94                   | \$ 573.94                            |
| Lipschultz, Nancy L                      | 53-08-20-100-030.024-008 |        | 1B              | N  | \$ -                    | \$ -                    | \$ -                           | \$ -                       | \$ 366.29                | \$ -                     | \$ -                            | \$ 366.29                   | \$ 366.29                            |
| Short, Michael T & Virginia L            | 53-08-20-100-030.025-008 | 2266   | 1B              | N  | \$ -                    | \$ -                    | \$ -                           | \$ -                       | \$ 831.66                | \$ -                     | \$ -                            | \$ 831.66                   | \$ 831.66                            |
| Mowery, Casandra D & Shawn C             | 53-08-20-100-030.026-008 | 2266   | 1B              | N  | \$ -                    | \$ -                    | \$ -                           | \$ -                       | \$ 642.86                | \$ -                     | \$ -                            | \$ 642.86                   | \$ 642.86                            |
| Lien, Brennan C & Christie               | 53-08-20-100-030.027-008 | 2266   | 1B              | N  | \$ -                    | \$ -                    | \$ -                           | \$ -                       | \$ 856.09                | \$ -                     | \$ -                            | \$ 856.09                   | \$ 856.09                            |
| Sympson, Jeffrey A & Lee A               | 53-08-20-100-030.028-008 | 2266   | 1B              | N  | \$ -                    | \$ -                    | \$ -                           | \$ -                       | \$ 756.30                | \$ -                     | \$ -                            | \$ 756.30                   | \$ 756.30                            |
| E R W Corp                               | 53-08-20-100-030.029-008 | 2266   | 1B              | N  | \$ -                    | \$ -                    | \$ -                           | \$ -                       | \$ -                     | \$ -                     | \$ -                            | \$ -                        | \$ -                                 |
| E R W Corp                               | 53-08-20-100-030.030-008 | 2266   | 1B              | N  | \$ -                    | \$ -                    | \$ -                           | \$ -                       | \$ -                     | \$ -                     | \$ -                            | \$ -                        | \$ -                                 |
| E R W Corp                               | 53-08-20-100-030.031-008 | 2266   | 1B              | N  | \$ -                    | \$ -                    | \$ -                           | \$ -                       | \$ -                     | \$ -                     | \$ -                            | \$ -                        | \$ -                                 |
| Sympson, Daisy E                         | 53-08-20-100-030.032-008 | 2266   | 1B              | N  | \$ -                    | \$ -                    | \$ -                           | \$ -                       | \$ 33.42                 | \$ -                     | \$ -                            | \$ 33.42                    | \$ 33.42                             |
| Hogan, Timothy B & Margaret L            | 53-08-20-100-030.033-008 | 2266   | 1B              | N  | \$ -                    | \$ -                    | \$ -                           | \$ -                       | \$ -                     | \$ -                     | \$ -                            | \$ -                        | \$ -                                 |
| Gingerich, Marilyn Margaret              | 53-08-17-100-019.000-008 | 1062   | 1B              | N  | \$ -                    | \$ -                    | \$ -                           | \$ -                       | \$ -                     | \$ -                     | \$ -                            | \$ -                        | \$ -                                 |
| Lynch, Dana L & Tad K                    | 53-08-20-204-016.000-008 | 1602   | 1B              | N  | \$ -                    | \$ -                    | \$ -                           | \$ -                       | \$ 631.68                | \$ -                     | \$ -                            | \$ 631.68                   | \$ 631.68                            |
| Snapp, D Michael                         | 53-08-20-204-012.000-008 |        | 1B              | N  | \$ -                    | \$ -                    | \$ -                           | \$ -                       | \$ 370.22                | \$ -                     | \$ -                            | \$ 370.22                   | \$ 370.22                            |
| Bretsch, Bart K & Susan D                | 53-08-20-204-011.000-008 | 1889   | 1B              | N  | \$ -                    | \$ -                    | \$ -                           | \$ -                       | \$ 526.52                | \$ -                     | \$ -                            | \$ 526.52                   | \$ 526.52                            |
| Harrell, Clint M & Maggie M              | 53-08-20-204-010.000-008 | 2154   | 1B              | N  | \$ -                    | \$ -                    | \$ -                           | \$ -                       | \$ 625.48                | \$ -                     | \$ -                            | \$ 625.48                   | \$ 625.48                            |
| Ping, Teresa A                           | 53-08-20-204-002.000-008 | 1757   | 1B              | N  | \$ -                    | \$ -                    | \$ -                           | \$ -                       | \$ 1,122.73              | \$ -                     | \$ -                            | \$ 1,122.73                 | \$ 1,122.73                          |
| Contreras, Anna                          | 53-08-20-204-006.000-008 | 1973   | 1B              | N  | \$ -                    | \$ -                    | \$ -                           | \$ -                       | \$ 271.48                | \$ -                     | \$ -                            | \$ 271.48                   | \$ 271.48                            |
| Wisley, Eric R & Kathy L                 | 53-08-20-204-015.000-008 | 2080   | 1B              | N  | \$ -                    | \$ -                    | \$ -                           | \$ -                       | \$ 807.64                | \$ -                     | \$ -                            | \$ 807.64                   | \$ 807.64                            |
| Porter, Stephen Lee & Sandra Jean        | 53-08-20-204-009.000-008 | 1713   | 1B              | N  | \$ -                    | \$ -                    | \$ -                           | \$ -                       | \$ 319.92                | \$ -                     | \$ -                            | \$ 319.92                   | \$ 319.92                            |
| Adams, Reed M & Penny L                  | 53-08-20-204-005.000-008 | 1661   | 1B              | N  | \$ -                    | \$ -                    | \$ -                           | \$ -                       | \$ 487.19                | \$ -                     | \$ -                            | \$ 487.19                   | \$ 487.19                            |
| Grimes, Harold J & Pamela K              | 53-08-20-204-001.000-008 | 2369   | 1B              | N  | \$ -                    | \$ -                    | \$ -                           | \$ -                       | \$ 88.15                 | \$ -                     | \$ -                            | \$ 88.15                    | \$ 88.15                             |
| Lutes, Michael J & Tracee D              | 53-08-20-204-004.000-008 | 2364   | 1B              | N  | \$ -                    | \$ -                    | \$ -                           | \$ -                       | \$ 1,046.96              | \$ -                     | \$ -                            | \$ 1,046.96                 | \$ 1,046.96                          |
| Gillette, John E & Carrie A              | 53-08-20-204-014.000-008 | 1714   | 1B              | N  | \$ -                    | \$ -                    | \$ -                           | \$ -                       | \$ 192.08                | \$ -                     | \$ -                            | \$ 192.08                   | \$ 192.08                            |
| Goodlett, Garth P & Wendi L              | 53-08-20-204-008.000-008 | 1828   | 1B              | N  | \$ -                    | \$ -                    | \$ -                           | \$ -                       | \$ 844.50                | \$ -                     | \$ -                            | \$ 844.50                   | \$ 844.50                            |
| Parker, Jeffrey T & Laura T              | 53-08-20-204-007.000-008 |        | 1B              | N  | \$ -                    | \$ -                    | \$ -                           | \$ -                       | \$ 902.47                | \$ -                     | \$ -                            | \$ 902.47                   | \$ 902.47                            |
| Yin, Minyang; Bie, Shiyu                 | 53-08-17-403-006.000-008 |        | 1B              | N  | \$ -                    | \$ -                    | \$ -                           | \$ -                       | \$ -                     | \$ -                     | \$ -                            | \$ -                        | \$ -                                 |
| Stork, Barbara A                         | 53-08-17-403-007.000-008 |        | 1B              | N  | \$ -                    | \$ -                    | \$ -                           | \$ -                       | \$ -                     | \$ -                     | \$ -                            | \$ -                        | \$ -                                 |
| Hardesty, Juliet L & Nathan Clifford     |                          |        |                 |    |                         |                         |                                |                            |                          |                          |                                 |                             |                                      |
| Ingham                                   | 53-08-17-403-009.000-008 |        | 1B              | N  | \$ -                    | \$ -                    | \$ -                           | \$ -                       | \$ -                     | \$ -                     | \$ -                            | \$ -                        | \$ -                                 |
| Cerwinske, Erin                          | 53-08-17-403-010.000-008 |        | 1B              | N  | \$ -                    | \$ -                    | \$ -                           | \$ -                       | \$ -                     | \$ -                     | \$ -                            | \$ -                        | \$ -                                 |
| Danielson, Melinda F                     | 53-08-17-403-035.000-008 |        | 1B              | N  | \$ -                    | \$ -                    | \$ -                           | \$ -                       | \$ -                     | \$ -                     | \$ -                            | \$ -                        | \$ -                                 |
| Tamaran, Ramon Garcia & Rachael G Garcia | 53-08-17-403-026.000-008 |        | 1B              | N  | \$ -                    | \$ -                    | \$ -                           | \$ -                       | \$ -                     | \$ -                     | \$ -                            | \$ -                        | \$ -                                 |
| Saltbox Group LLC                        | 53-08-17-403-025.000-008 |        | 1B              | N  | \$ -                    | \$ -                    | \$ -                           | \$ -                       | \$ -                     | \$ 336.18                | \$ -                            | \$ 336.18                   | \$ 336.18                            |
| Moll, Mary L                             | 53-08-17-403-036.000-008 |        | 1B              | N  | \$ -                    | \$ -                    | \$ 30.00                       | \$ 30.00                   | \$ -                     | \$ -                     | \$ 312.31                       | \$ 312.31                   | \$ 282.31                            |
| Fulford, Keith                           | 53-08-17-403-027.000-008 |        | 1B              | N  | \$ -                    | \$ -                    | \$ -                           | \$ -                       | \$ -                     | \$ -                     | \$ -                            | \$ -                        | \$ -                                 |
| Stafford, Julia Ann                      | 53-08-17-403-030.000-008 |        | 1B              | N  | \$ -                    | \$ -                    | \$ -                           | \$ -                       | \$ -                     | \$ -                     | \$ -                            | \$ -                        | \$ -                                 |
| Winegardner, Cynthia J                   | 53-08-17-403-014.000-008 |        | 1B              | N  | \$ -                    | \$ -                    | \$ -                           | \$ -                       | \$ -                     | \$ -                     | \$ -                            | \$ -                        | \$ -                                 |
| McGee, Thomas E                          | 53-08-17-403-043.000-008 |        | 1B              | N  | \$ -                    | \$ -                    | \$ -                           | \$ -                       | \$ -                     | \$ -                     | \$ -                            | \$ -                        | \$ -                                 |
| Pal, Dharmendra & Seema                  |                          |        |                 |    |                         |                         |                                |                            |                          |                          |                                 |                             |                                      |
| Choudhary                                | 53-08-17-403-045.000-008 |        | 1B              | N  | \$ -                    | \$ -                    | \$ -                           | \$ -                       | \$ -                     | \$ 176.45                | \$ -                            | \$ 176.45                   | \$ 176.45                            |
| Chandler, Craig R                        | 53-08-17-403-046.000-008 |        | 1B              | N  | \$ -                    | \$ -                    | \$ -                           | \$ -                       | \$ -                     | \$ -                     | \$ -                            | \$ -                        | \$ -                                 |

# City of Bloomington

## Area #1B: South-West Annexation Area - Circuit Breaker Impacts Analysis



| Owner Name                                       | Parcel #                 | Waiver | Annexation Area | AG | Pre-Annex 1% CB Credits | Pre-Annex 2% CB Credits | Pre-Annex 65 & Over CB Credits | Pre-Annex Total CB Credits | Post-Annex 1% CB Credits | Post-Annex 2% CB Credits | Post-Annex 65 & Over CB Credits | Post-Annex Total CB Credits | Total Post-Annex CB Credits Increase |
|--|--------------------------|--------|-----------------|----|-------------------------|-------------------------|--------------------------------|----------------------------|--------------------------|--------------------------|---------------------------------|-----------------------------|--------------------------------------|
| Chambers, Jennifer & David                       | 53-08-17-403-044.000-008 |        | 1B              | N  | \$ -                    | \$ -                    | \$ -                           | \$ -                       | \$ -                     | \$ -                     | \$ -                            | \$ -                        | \$ -                                 |
| McCarty, James L                                 | 53-08-17-403-039.000-008 |        | 1B              | N  | \$ -                    | \$ -                    | \$ -                           | \$ -                       | \$ -                     | \$ -                     | \$ -                            | \$ -                        | \$ -                                 |
| Mosley, Darran K                                 | 53-08-17-403-041.000-008 |        | 1B              | N  | \$ -                    | \$ -                    | \$ -                           | \$ -                       | \$ -                     | \$ -                     | \$ -                            | \$ -                        | \$ -                                 |
| Byers, John McMillan                             | 53-08-17-403-040.000-008 | 2394   | 1B              | N  | \$ -                    | \$ -                    | \$ -                           | \$ -                       | \$ -                     | \$ 338.92                | \$ -                            | \$ 338.92                   | \$ 338.92                            |
| Nguyen, Phuoc X; Qiu, Lillian                    | 53-08-20-203-002.000-008 | 2015   | 1B              | N  | \$ -                    | \$ -                    | \$ -                           | \$ -                       | \$ 543.49                | \$ -                     | \$ -                            | \$ 543.49                   | \$ 543.49                            |
| May, Phillip R                                   | 53-08-20-203-001.000-008 | 1659   | 1B              | N  | \$ -                    | \$ -                    | \$ -                           | \$ -                       | \$ 220.56                | \$ -                     | \$ -                            | \$ 220.56                   | \$ 220.56                            |
| Seader, Donald J & Melinda J                     | 53-08-20-203-005.000-008 | 1865   | 1B              | N  | \$ -                    | \$ -                    | \$ -                           | \$ -                       | \$ 1,283.37              | \$ -                     | \$ -                            | \$ 1,283.37                 | \$ 1,283.37                          |
| Jenshak, Bradley K & Phyllis A                   | 53-08-20-203-003.000-008 | 1865   | 1B              | N  | \$ -                    | \$ -                    | \$ -                           | \$ -                       | \$ 99.05                 | \$ -                     | \$ -                            | \$ 99.05                    | \$ 99.05                             |
| Johnson, Jimmie D & Mary Ann                     | 53-08-20-203-004.000-008 |        | 1B              | N  | \$ -                    | \$ -                    | \$ -                           | \$ -                       | \$ 391.55                | \$ -                     | \$ -                            | \$ 391.55                   | \$ 391.55                            |
| Titus, Gerry E                                   | 53-08-17-102-016.000-008 |        | 1B              | N  | \$ -                    | \$ -                    | \$ -                           | \$ -                       | \$ -                     | \$ -                     | \$ 505.42                       | \$ 505.42                   | \$ 505.42                            |
| Crooks, Edwin William IV                         | 53-08-17-102-011.000-008 | 2376   | 1B              | N  | \$ -                    | \$ -                    | \$ -                           | \$ -                       | \$ -                     | \$ -                     | \$ -                            | \$ -                        | \$ -                                 |
| Burks, Rick G                                    | 53-08-17-100-021.000-008 | 1009   | 1B              | N  | \$ -                    | \$ -                    | \$ -                           | \$ -                       | \$ -                     | \$ -                     | \$ -                            | \$ -                        | \$ -                                 |
| Langley, Glen J & Denise A                       | 53-08-17-407-044.000-008 |        | 1B              | N  | \$ -                    | \$ -                    | \$ -                           | \$ -                       | \$ -                     | \$ 238.60                | \$ -                            | \$ 238.60                   | \$ 238.60                            |
| Kirtman, Trevor Andrew & Brittani Adele          | 53-08-17-301-075.000-008 | 1599   | 1B              | N  | \$ -                    | \$ -                    | \$ -                           | \$ -                       | \$ 80.61                 | \$ -                     | \$ -                            | \$ 80.61                    | \$ 80.61                             |
| Poor, Kathleen S; Poor, Marianne                 | 53-08-17-301-012.000-008 | 1599   | 1B              | N  | \$ -                    | \$ -                    | \$ -                           | \$ -                       | \$ 314.95                | \$ -                     | \$ -                            | \$ 314.95                   | \$ 314.95                            |
| Gresham, Lindsay Dawn; Gresham, Dean L & Linda L | 53-08-17-301-014.000-008 | 1599   | 1B              | N  | \$ -                    | \$ -                    | \$ -                           | \$ -                       | \$ -                     | \$ -                     | \$ -                            | \$ -                        | \$ -                                 |
| Tabor, Brett M                                   | 53-08-17-301-015.000-008 | 1599   | 1B              | N  | \$ -                    | \$ -                    | \$ -                           | \$ -                       | \$ 30.50                 | \$ -                     | \$ -                            | \$ 30.50                    | \$ 30.50                             |
| Hays, Michelle L & Kevin R                       | 53-08-17-301-020.000-008 | 1599   | 1B              | N  | \$ -                    | \$ -                    | \$ -                           | \$ -                       | \$ 35.48                 | \$ -                     | \$ -                            | \$ 35.48                    | \$ 35.48                             |
| Lakshmanan, Subramanian & Kalyani                | 53-08-17-301-023.000-008 | 1599   | 1B              | N  | \$ -                    | \$ -                    | \$ -                           | \$ -                       | \$ 166.32                | \$ -                     | \$ -                            | \$ 166.32                   | \$ 166.32                            |
| Emerson-hunt, Nancy J                            | 53-08-17-301-160.000-008 | 1599   | 1B              | N  | \$ -                    | \$ -                    | \$ -                           | \$ -                       | \$ 190.32                | \$ -                     | \$ -                            | \$ 190.32                   | \$ 190.32                            |
| McCann, Caleb E & Dara D                         | 53-08-17-301-106.000-008 | 1599   | 1B              | N  | \$ -                    | \$ -                    | \$ -                           | \$ -                       | \$ 30.93                 | \$ -                     | \$ -                            | \$ 30.93                    | \$ 30.93                             |
| Al-Zubaidi, Saddam                               | 53-08-17-301-158.000-008 | 1599   | 1B              | N  | \$ -                    | \$ -                    | \$ -                           | \$ -                       | \$ 244.99                | \$ -                     | \$ -                            | \$ 244.99                   | \$ 244.99                            |
| Sotomayor, Fabian & Ximena                       | 53-08-17-301-213.000-008 | 1599   | 1B              | N  | \$ -                    | \$ -                    | \$ -                           | \$ -                       | \$ 329.44                | \$ -                     | \$ -                            | \$ 329.44                   | \$ 329.44                            |
| Mood, Nicholas R & Stephanie N                   | 53-08-17-301-098.000-008 | 1599   | 1B              | N  | \$ -                    | \$ -                    | \$ -                           | \$ -                       | \$ 235.87                | \$ -                     | \$ -                            | \$ 235.87                   | \$ 235.87                            |
| Banks, Arthur & Felicia                          | 53-08-17-301-192.000-008 | 1599   | 1B              | N  | \$ -                    | \$ -                    | \$ -                           | \$ -                       | \$ -                     | \$ -                     | \$ -                            | \$ -                        | \$ -                                 |
| Weeks, Lucas D & Hannah M                        | 53-08-17-301-102.000-008 | 1599   | 1B              | N  | \$ -                    | \$ -                    | \$ -                           | \$ -                       | \$ 157.21                | \$ -                     | \$ -                            | \$ 157.21                   | \$ 157.21                            |
| Highlands Homeowners Association Inc             | 53-08-18-103-003.455-008 | 1599   | 1B              | N  | \$ -                    | \$ -                    | \$ -                           | \$ -                       | \$ -                     | \$ -                     | \$ -                            | \$ -                        | \$ -                                 |
| Mankav LLC                                       | 53-08-17-304-102.000-008 | 1447   | 1B              | N  | \$ -                    | \$ -                    | \$ -                           | \$ -                       | \$ -                     | \$ 315.32                | \$ -                            | \$ 315.32                   | \$ 315.32                            |
| Mankav LLC                                       | 53-08-17-304-040.000-008 | 1447   | 1B              | N  | \$ -                    | \$ -                    | \$ -                           | \$ -                       | \$ -                     | \$ 315.32                | \$ -                            | \$ 315.32                   | \$ 315.32                            |
| Batchelor Heights LLC                            | 53-08-17-304-010.000-008 | 1447   | 1B              | N  | \$ -                    | \$ -                    | \$ -                           | \$ -                       | \$ -                     | \$ 323.96                | \$ -                            | \$ 323.96                   | \$ 323.96                            |
| Batchelor Heights LLC                            | 53-08-17-304-011.000-008 | 1447   | 1B              | N  | \$ -                    | \$ -                    | \$ -                           | \$ -                       | \$ -                     | \$ 323.96                | \$ -                            | \$ 323.96                   | \$ 323.96                            |
| Batchelor Heights LLC                            | 53-08-17-304-101.000-008 | 1447   | 1B              | N  | \$ -                    | \$ -                    | \$ -                           | \$ -                       | \$ -                     | \$ 319.74                | \$ -                            | \$ 319.74                   | \$ 319.74                            |
| Batchelor Heights LLC                            | 53-08-17-304-074.000-008 | 1447   | 1B              | N  | \$ -                    | \$ -                    | \$ -                           | \$ -                       | \$ -                     | \$ 323.96                | \$ -                            | \$ 323.96                   | \$ 323.96                            |
| Batchelor Heights LLC                            | 53-08-17-304-075.000-008 | 1447   | 1B              | N  | \$ -                    | \$ -                    | \$ -                           | \$ -                       | \$ -                     | \$ 323.96                | \$ -                            | \$ 323.96                   | \$ 323.96                            |
| Joe Kemp Construction LLC                        | 53-08-17-304-082.000-008 | 1447   | 1B              | N  | \$ -                    | \$ -                    | \$ -                           | \$ -                       | \$ -                     | \$ -                     | \$ -                            | \$ -                        | \$ -                                 |
| Joe Kemp Construction LLC                        | 53-08-17-304-015.000-008 | 1447   | 1B              | N  | \$ 434.22               | \$ -                    | \$ -                           | \$ 434.22                  | \$ 735.23                | \$ -                     | \$ -                            | \$ 735.23                   | \$ 301.01                            |
| Joe Kemp Construction LLC                        | 53-08-17-304-081.000-008 | 1447   | 1B              | N  | \$ -                    | \$ -                    | \$ -                           | \$ -                       | \$ -                     | \$ -                     | \$ -                            | \$ -                        | \$ -                                 |
| Joe Kemp Construction LLC                        | 53-08-17-304-031.000-008 | 1447   | 1B              | N  | \$ 434.22               | \$ -                    | \$ -                           | \$ 434.22                  | \$ 735.23                | \$ -                     | \$ -                            | \$ 735.23                   | \$ 301.01                            |
| Joe Kemp Construction LLC                        | 53-08-17-304-085.000-008 | 1447   | 1B              | N  | \$ -                    | \$ -                    | \$ -                           | \$ -                       | \$ -                     | \$ -                     | \$ -                            | \$ -                        | \$ -                                 |
| Joe Kemp Construction LLC                        | 53-08-17-304-030.000-008 | 1447   | 1B              | N  | \$ -                    | \$ -                    | \$ -                           | \$ -                       | \$ -                     | \$ -                     | \$ -                            | \$ -                        | \$ -                                 |
| Bruce, Kevin E R                                 | 53-08-17-301-113.000-008 | 1599   | 1B              | N  | \$ -                    | \$ -                    | \$ -                           | \$ -                       | \$ 127.80                | \$ -                     | \$ -                            | \$ 127.80                   | \$ 127.80                            |
| Bennett, Kathryn E                               | 53-08-17-301-162.000-008 | 1599   | 1B              | N  | \$ -                    | \$ -                    | \$ -                           | \$ -                       | \$ 149.76                | \$ -                     | \$ -                            | \$ 149.76                   | \$ 149.76                            |
| Russell, Renee Faith                             | 53-08-17-301-115.000-008 | 1599   | 1B              | N  | \$ -                    | \$ -                    | \$ -                           | \$ -                       | \$ 176.67                | \$ -                     | \$ -                            | \$ 176.67                   | \$ 176.67                            |
| Argenti, Philip E                                | 53-08-17-301-197.000-008 | 1599   | 1B              | N  | \$ -                    | \$ -                    | \$ -                           | \$ -                       | \$ 301.29                | \$ -                     | \$ -                            | \$ 301.29                   | \$ 301.29                            |
| Trevino, Yolanda                                 | 53-08-17-301-129.000-008 | 1599   | 1B              | N  | \$ -                    | \$ -                    | \$ -                           | \$ -                       | \$ -                     | \$ 396.04                | \$ -                            | \$ 396.04                   | \$ 396.04                            |
| Wells, Tyler G & Sarah L                         | 53-08-17-301-178.000-008 | 1599   | 1B              | N  | \$ -                    | \$ -                    | \$ -                           | \$ -                       | \$ 209.79                | \$ -                     | \$ -                            | \$ 209.79                   | \$ 209.79                            |

# City of Bloomington



## Area #1B: South-West Annexation Area - Circuit Breaker Impacts Analysis

| Owner Name  | Parcel #                 | Waiver | Annexation Area | AG | Pre-Annex 1% CB Credits | Pre-Annex 2% CB Credits | Pre-Annex 65 & Over CB Credits | Pre-Annex Total CB Credits | Post-Annex 1% CB Credits | Post-Annex 2% CB Credits | Post-Annex 65 & Over CB Credits | Post-Annex Total CB Credits | Total Post-Annex CB Credits Increase |
|---|--------------------------|--------|-----------------|----|-------------------------|-------------------------|--------------------------------|----------------------------|--------------------------|--------------------------|---------------------------------|-----------------------------|--------------------------------------|
| Nguyen, Mui & Duong, Mui Thu Thi                  | 53-08-17-301-180.000-008 | 1599   | 1B              | N  | \$ -                    | \$ -                    | \$ -                           | \$ -                       | \$ -                     | \$ -                     | \$ -                            | \$ -                        | \$ -                                 |
| Velazco, Joe; Hale-Velazco, Alice M               | 53-08-17-301-200.000-008 | 1599   | 1B              | N  | \$ -                    | \$ -                    | \$ -                           | \$ -                       | \$ -                     | \$ -                     | \$ -                            | \$ -                        | \$ -                                 |
| Love, Louis Tyrone Jr                             | 53-08-17-301-143.000-008 | 1599   | 1B              | N  | \$ -                    | \$ -                    | \$ -                           | \$ -                       | \$ -                     | \$ 369.49                | \$ -                            | \$ 369.49                   | \$ 369.49                            |
| Hawkins, Lloyd P Jr                               | 53-08-17-301-135.000-008 | 1599   | 1B              | N  | \$ -                    | \$ -                    | \$ -                           | \$ -                       | \$ -                     | \$ -                     | \$ -                            | \$ -                        | \$ -                                 |
| Pak, Jason J & Kyoung                             | 53-08-17-301-169.000-008 | 1599   | 1B              | N  | \$ -                    | \$ -                    | \$ -                           | \$ -                       | \$ 154.72                | \$ -                     | \$ -                            | \$ 154.72                   | \$ 154.72                            |
| Webster, Terry                                    | 53-08-20-100-030.034-008 | 2266   | 1B              | N  | \$ -                    | \$ -                    | \$ -                           | \$ -                       | \$ 396.93                | \$ -                     | \$ -                            | \$ 396.93                   | \$ 396.93                            |
| Phelps, Mark                                      | 53-08-20-100-030.035-008 | 2266   | 1B              | N  | \$ -                    | \$ -                    | \$ -                           | \$ -                       | \$ 473.53                | \$ -                     | \$ -                            | \$ 473.53                   | \$ 473.53                            |
| Rutherford, Scott E & Lynn C                      | 53-08-20-100-030.036-008 | 2266   | 1B              | N  | \$ -                    | \$ -                    | \$ -                           | \$ -                       | \$ 565.85                | \$ -                     | \$ -                            | \$ 565.85                   | \$ 565.85                            |
| Puntney, Jodi                                     | 53-08-20-100-030.037-008 | 2266   | 1B              | N  | \$ -                    | \$ -                    | \$ -                           | \$ -                       | \$ 573.30                | \$ -                     | \$ -                            | \$ 573.30                   | \$ 573.30                            |
| Best, Jerry & Judith Joint Revocable Living Trust | 53-08-20-100-030.038-008 | 2266   | 1B              | N  | \$ -                    | \$ -                    | \$ -                           | \$ -                       | \$ 643.69                | \$ -                     | \$ -                            | \$ 643.69                   | \$ 643.69                            |
| Curran, Kevin Barry                               | 53-08-20-100-030.039-008 | 2266   | 1B              | N  | \$ -                    | \$ -                    | \$ -                           | \$ -                       | \$ 486.36                | \$ -                     | \$ -                            | \$ 486.36                   | \$ 486.36                            |
| Dowdy, Terry W & Cynthia A                        | 53-08-20-100-030.040-008 | 2266   | 1B              | N  | \$ -                    | \$ -                    | \$ -                           | \$ -                       | \$ 447.02                | \$ -                     | \$ -                            | \$ 447.02                   | \$ 447.02                            |
| Lohrmann, David K & Julie A Joint Revocable Trust | 53-08-20-100-030.041-008 | 2266   | 1B              | N  | \$ -                    | \$ -                    | \$ -                           | \$ -                       | \$ 410.59                | \$ -                     | \$ -                            | \$ 410.59                   | \$ 410.59                            |
| Stevenson, William Gary & Linda Maria             | 53-08-20-100-030.042-008 |        | 1B              | N  | \$ -                    | \$ -                    | \$ -                           | \$ -                       | \$ 381.20                | \$ -                     | \$ -                            | \$ 381.20                   | \$ 381.20                            |
| Feagans, Gail A                                   | 53-08-20-100-030.043-008 |        | 1B              | N  | \$ -                    | \$ -                    | \$ -                           | \$ -                       | \$ 638.72                | \$ -                     | \$ -                            | \$ 638.72                   | \$ 638.72                            |
| Reif, Amy Elizabeth                               | 53-08-20-100-030.044-008 |        | 1B              | N  | \$ -                    | \$ -                    | \$ -                           | \$ -                       | \$ 617.62                | \$ -                     | \$ -                            | \$ 617.62                   | \$ 617.62                            |
| Harper, Mark L & Joyce M                          | 53-08-20-100-030.045-008 |        | 1B              | N  | \$ -                    | \$ -                    | \$ -                           | \$ -                       | \$ 456.56                | \$ -                     | \$ -                            | \$ 456.56                   | \$ 456.56                            |
| Titzer, Jamie K                                   | 53-08-20-100-030.046-008 |        | 1B              | N  | \$ -                    | \$ -                    | \$ -                           | \$ -                       | \$ 397.34                | \$ -                     | \$ -                            | \$ 397.34                   | \$ 397.34                            |
| Ewer, Amanda N & Jeffrey R                        | 53-08-17-303-019.000-008 | 1599   | 1B              | N  | \$ -                    | \$ -                    | \$ -                           | \$ -                       | \$ -                     | \$ -                     | \$ -                            | \$ -                        | \$ -                                 |
| Chantar, Pornchanok                               | 53-08-17-303-006.000-008 | 1599   | 1B              | N  | \$ -                    | \$ -                    | \$ -                           | \$ -                       | \$ 20.15                 | \$ -                     | \$ -                            | \$ 20.15                    | \$ 20.15                             |
| Parsons, Connie Lee                               | 53-08-17-303-015.000-008 | 1599   | 1B              | N  | \$ -                    | \$ -                    | \$ -                           | \$ -                       | \$ -                     | \$ -                     | \$ -                            | \$ -                        | \$ -                                 |
| Russell, Jerry I & Mariana                        | 53-08-17-303-005.000-008 | 1599   | 1B              | N  | \$ -                    | \$ -                    | \$ -                           | \$ -                       | \$ 15.61                 | \$ -                     | \$ -                            | \$ 15.61                    | \$ 15.61                             |
| Mikolaitis, Peter J & Mary Beth                   | 53-08-17-303-023.000-008 | 1599   | 1B              | N  | \$ -                    | \$ -                    | \$ -                           | \$ -                       | \$ -                     | \$ -                     | \$ -                            | \$ -                        | \$ -                                 |
| Brookbank, Sherry A                               | 53-08-17-303-014.000-008 | 1599   | 1B              | N  | \$ -                    | \$ -                    | \$ -                           | \$ -                       | \$ -                     | \$ -                     | \$ -                            | \$ -                        | \$ -                                 |
| Martin, Sarah A & Michael B                       | 53-08-17-303-010.000-008 | 1599   | 1B              | N  | \$ -                    | \$ -                    | \$ -                           | \$ -                       | \$ 109.17                | \$ -                     | \$ -                            | \$ 109.17                   | \$ 109.17                            |
| Faith, Pamela                                     | 53-08-17-303-007.000-008 | 1599   | 1B              | N  | \$ -                    | \$ -                    | \$ -                           | \$ -                       | \$ -                     | \$ -                     | \$ -                            | \$ -                        | \$ -                                 |
| Ebel-Orr, Faye E                                  | 53-08-17-303-002.000-008 | 1599   | 1B              | N  | \$ -                    | \$ -                    | \$ -                           | \$ -                       | \$ -                     | \$ -                     | \$ -                            | \$ -                        | \$ -                                 |
| Toto, Jairo E; Madera, Rosa M                     | 53-08-17-303-001.000-008 | 1599   | 1B              | N  | \$ -                    | \$ -                    | \$ -                           | \$ -                       | \$ 38.38                 | \$ -                     | \$ -                            | \$ 38.38                    | \$ 38.38                             |
| Dobbs, Charles M & Ann R                          | 53-08-20-100-030.047-008 |        | 1B              | N  | \$ -                    | \$ -                    | \$ -                           | \$ -                       | \$ 439.57                | \$ -                     | \$ -                            | \$ 439.57                   | \$ 439.57                            |
| Baywood LLC                                       | 53-08-20-100-030.098-008 |        | 1B              | N  | \$ -                    | \$ -                    | \$ -                           | \$ -                       | \$ -                     | \$ -                     | \$ -                            | \$ -                        | \$ -                                 |
| E R W Corp  | 53-08-20-100-030.099-008 | 2264   | 1B              | N  | \$ -                    | \$ -                    | \$ -                           | \$ -                       | \$ -                     | \$ -                     | \$ -                            | \$ -                        | \$ -                                 |
| Papke, Norman & Arliys                            | 53-08-20-105-002.000-008 | 1844   | 1B              | N  | \$ -                    | \$ -                    | \$ -                           | \$ -                       | \$ 300.04                | \$ -                     | \$ -                            | \$ 300.04                   | \$ 300.04                            |
| Connelly, David M & Cassandra L                   | 53-08-20-105-007.000-008 | 2403   | 1B              | N  | \$ -                    | \$ -                    | \$ -                           | \$ -                       | \$ 452.41                | \$ -                     | \$ -                            | \$ 452.41                   | \$ 452.41                            |
| Todd, Danny J & Cathy Ann                         | 53-08-20-105-004.000-008 |        | 1B              | N  | \$ -                    | \$ -                    | \$ -                           | \$ -                       | \$ 169.22                | \$ -                     | \$ -                            | \$ 169.22                   | \$ 169.22                            |
| Miller, Joel J General Trust                      | 53-08-20-105-006.000-008 | 1720   | 1B              | N  | \$ -                    | \$ -                    | \$ -                           | \$ -                       | \$ -                     | \$ 456.96                | \$ -                            | \$ 456.96                   | \$ 456.96                            |
| Gunderson, Mark H & Pilar                         | 53-08-20-105-005.000-008 |        | 1B              | N  | \$ -                    | \$ -                    | \$ -                           | \$ -                       | \$ 354.28                | \$ -                     | \$ -                            | \$ 354.28                   | \$ 354.28                            |
| Hepfer, Nasrin                                    | 53-08-17-102-067.000-008 |        | 1B              | N  | \$ -                    | \$ -                    | \$ -                           | \$ -                       | \$ -                     | \$ -                     | \$ -                            | \$ -                        | \$ -                                 |
| Higginbotham, Warren R & Kristina R               | 53-08-17-102-048.000-008 |        | 1B              | N  | \$ -                    | \$ -                    | \$ -                           | \$ -                       | \$ -                     | \$ 324.38                | \$ -                            | \$ 324.38                   | \$ 324.38                            |
| Smith, Philip D & Karen A                         | 53-08-17-301-085.000-008 | 2023   | 1B              | N  | \$ -                    | \$ -                    | \$ -                           | \$ -                       | \$ 529.42                | \$ -                     | \$ -                            | \$ 529.42                   | \$ 529.42                            |
| Smith, David M & Katie E                          | 53-08-17-301-209.000-008 | 2052   | 1B              | N  | \$ -                    | \$ -                    | \$ -                           | \$ -                       | \$ 985.27                | \$ -                     | \$ -                            | \$ 985.27                   | \$ 985.27                            |
| Eckes, Paul M & Susan M                           | 53-08-17-301-210.000-008 | 2060   | 1B              | N  | \$ -                    | \$ -                    | \$ -                           | \$ -                       | \$ -                     | \$ -                     | \$ -                            | \$ -                        | \$ -                                 |
| Richardson, Jamie L & Sarah J                     | 53-08-17-301-086.000-008 | 1946   | 1B              | N  | \$ -                    | \$ -                    | \$ -                           | \$ -                       | \$ 983.61                | \$ -                     | \$ -                            | \$ 983.61                   | \$ 983.61                            |
| Kulis, James M & Harriet M                        | 53-08-17-301-211.000-008 | 1948   | 1B              | N  | \$ -                    | \$ -                    | \$ -                           | \$ -                       | \$ 703.32                | \$ -                     | \$ -                            | \$ 703.32                   | \$ 703.32                            |
| Kinsler, Dana H                                   | 53-08-17-301-087.000-008 | 2054   | 1B              | N  | \$ -                    | \$ -                    | \$ -                           | \$ -                       | \$ -                     | \$ 542.36                | \$ -                            | \$ 542.36                   | \$ 542.36                            |
| Conner, David E & Michele L                       | 53-08-17-301-088.000-008 | 2086   | 1B              | N  | \$ -                    | \$ -                    | \$ -                           | \$ -                       | \$ 904.94                | \$ -                     | \$ -                            | \$ 904.94                   | \$ 904.94                            |
| Adams, Patrick & Elizabeth                        | 53-08-17-301-155.000-008 | 1945   | 1B              | N  | \$ -                    | \$ -                    | \$ -                           | \$ -                       | \$ 839.12                | \$ -                     | \$ -                            | \$ 839.12                   | \$ 839.12                            |

# City of Bloomington



## Area #1B: South-West Annexation Area - Circuit Breaker Impacts Analysis

| Owner Name                                 | Parcel #                 | Waiver | Annexation Area | AG | Pre-Annex 1% CB Credits | Pre-Annex 2% CB Credits | Pre-Annex 65 & Over CB Credits | Pre-Annex Total CB Credits | Post-Annex 1% CB Credits | Post-Annex 2% CB Credits | Post-Annex 65 & Over CB Credits | Post-Annex Total CB Credits | Total Post-Annex CB Credits Increase |
|--|--------------------------|--------|-----------------|----|-------------------------|-------------------------|--------------------------------|----------------------------|--------------------------|--------------------------|---------------------------------|-----------------------------|--------------------------------------|
| Rensink, Jay & Jill                        | 53-01-40-785-699.000-008 | 1455   | 1B              | N  | \$ -                    | \$ -                    | \$ -                           | \$ -                       | \$ 800.19                | \$ -                     | \$ -                            | \$ 800.19                   | \$ 800.19                            |
| Mullins, Matthew L & Debra J Kakos         | 53-08-17-301-004.000-008 |        | 1B              | N  | \$ -                    | \$ -                    | \$ -                           | \$ -                       | \$ 717.80                | \$ -                     | \$ -                            | \$ 717.80                   | \$ 717.80                            |
| Musselman Family Revocable Trust           | 53-08-17-301-044.000-008 | 2227   | 1B              | N  | \$ -                    | \$ -                    | \$ -                           | \$ -                       | \$ 483.05                | \$ -                     | \$ -                            | \$ 483.05                   | \$ 483.05                            |
| Nguyen, Kevin D & Natalie S                | 53-08-17-301-089.000-008 | 2154   | 1B              | N  | \$ -                    | \$ -                    | \$ -                           | \$ -                       | \$ 683.02                | \$ -                     | \$ -                            | \$ 683.02                   | \$ 683.02                            |
| Burns, Stephen A & Elsner , Ann E          | 53-08-17-301-045.000-008 | 2083   | 1B              | N  | \$ -                    | \$ -                    | \$ -                           | \$ -                       | \$ -                     | \$ 740.87                | \$ -                            | \$ 740.87                   | \$ 740.87                            |
| Burns, Stephen A & Elsner, Ann E           | 53-08-17-301-090.000-008 |        | 1B              | N  | \$ -                    | \$ -                    | \$ -                           | \$ -                       | \$ -                     | \$ -                     | \$ -                            | \$ -                        | \$ -                                 |
| Munden, Ryan B & Jenny I                   | 53-08-17-301-103.000-008 | 2198   | 1B              | N  | \$ -                    | \$ -                    | \$ -                           | \$ -                       | \$ 1,176.14              | \$ -                     | \$ -                            | \$ 1,176.14                 | \$ 1,176.14                          |
| Kawanishi, Hideki & Tammy                  | 53-08-17-301-094.000-008 | 2085   | 1B              | N  | \$ -                    | \$ -                    | \$ -                           | \$ -                       | \$ 685.92                | \$ -                     | \$ -                            | \$ 685.92                   | \$ 685.92                            |
| Smith, Nicholas G & Tiffany S Hoyt-smith   | 53-08-17-301-104.000-008 | 2053   | 1B              | N  | \$ -                    | \$ -                    | \$ -                           | \$ -                       | \$ 1,011.36              | \$ -                     | \$ -                            | \$ 1,011.36                 | \$ 1,011.36                          |
| Huck, Wayne R & Joyce M                    | 53-08-17-301-189.000-008 | 2065   | 1B              | N  | \$ -                    | \$ -                    | \$ -                           | \$ -                       | \$ 531.08                | \$ -                     | \$ -                            | \$ 531.08                   | \$ 531.08                            |
| Barton, Richard K & Susan H                | 53-08-17-301-002.000-008 | 2063   | 1B              | N  | \$ -                    | \$ -                    | \$ -                           | \$ -                       | \$ 885.90                | \$ -                     | \$ -                            | \$ 885.90                   | \$ 885.90                            |
| Noel, Bradley C & Joni S                   | 53-08-17-301-003.000-008 | 2014   | 1B              | N  | \$ -                    | \$ -                    | \$ -                           | \$ -                       | \$ 319.91                | \$ -                     | \$ -                            | \$ 319.91                   | \$ 319.91                            |
| State Of Indiana                           | 53-08-19-200-025.000-008 |        | 1B              | N  | \$ -                    | \$ -                    | \$ -                           | \$ -                       | \$ -                     | \$ -                     | \$ -                            | \$ -                        | \$ -                                 |
| State Of Indiana                           | 53-08-19-200-062.000-008 |        | 1B              | N  | \$ -                    | \$ -                    | \$ -                           | \$ -                       | \$ -                     | \$ -                     | \$ -                            | \$ -                        | \$ -                                 |
| Wampler Family Trust                       | 53-08-17-102-014.000-008 | 1190   | 1B              | N  | \$ -                    | \$ -                    | \$ 343.00                      | \$ 343.00                  | \$ -                     | \$ -                     | \$ -                            | \$ -                        | \$ (343.00)                          |
| Slota, Timothy A & Dorothy J               | 53-01-43-560-000.000-008 |        | 1B              | N  | \$ -                    | \$ -                    | \$ -                           | \$ -                       | \$ 685.51                | \$ -                     | \$ -                            | \$ 685.51                   | \$ 685.51                            |
| Ray, Robert W                              | 53-08-17-407-037.000-008 | 1219   | 1B              | N  | \$ -                    | \$ -                    | \$ -                           | \$ -                       | \$ -                     | \$ -                     | \$ -                            | \$ -                        | \$ -                                 |
| Duncan, Brandon                            | 53-08-17-401-010.000-008 |        | 1B              | N  | \$ -                    | \$ -                    | \$ -                           | \$ -                       | \$ -                     | \$ -                     | \$ -                            | \$ -                        | \$ -                                 |
| Price, C Sean & McIntosh, Jessica L        | 53-08-17-102-004.000-008 |        | 1B              | N  | \$ -                    | \$ -                    | \$ -                           | \$ -                       | \$ -                     | \$ -                     | \$ -                            | \$ -                        | \$ -                                 |
| Whiteman, Roy S & Lavon J Trust            | 53-08-20-301-006.000-008 |        | 1B              | N  | \$ -                    | \$ -                    | \$ -                           | \$ -                       | \$ -                     | \$ 194.12                | \$ -                            | \$ 194.12                   | \$ 194.12                            |
| Whiteman, Roy S & Lavon J Trust            | 53-08-20-301-007.000-008 |        | 1B              | N  | \$ -                    | \$ -                    | \$ -                           | \$ -                       | \$ 134.44                | \$ -                     | \$ -                            | \$ 134.44                   | \$ 134.44                            |
| Dyer, Henry L. & Ruby J.                   | 53-08-20-301-008.000-008 |        | 1B              | N  | \$ -                    | \$ -                    | \$ -                           | \$ -                       | \$ 183.70                | \$ -                     | \$ -                            | \$ 183.70                   | \$ 183.70                            |
| Southern, Joseph Lee & Maxine              | 53-08-20-301-002.000-008 |        | 1B              | N  | \$ -                    | \$ -                    | \$ -                           | \$ -                       | \$ -                     | \$ -                     | \$ -                            | \$ -                        | \$ -                                 |
| Jeffress, Tammy L                          | 53-08-20-301-005.000-008 |        | 1B              | N  | \$ -                    | \$ -                    | \$ -                           | \$ -                       | \$ 265.26                | \$ -                     | \$ -                            | \$ 265.26                   | \$ 265.26                            |
| Kaplan, John B; Miller-Kaplan, Samantha    | 53-08-20-301-003.000-008 |        | 1B              | N  | \$ -                    | \$ -                    | \$ -                           | \$ -                       | \$ 315.82                | \$ -                     | \$ -                            | \$ 315.82                   | \$ 315.82                            |
| Whiteman, Roy S & Lavon J Trustees         | 53-08-20-301-004.000-008 |        | 1B              | N  | \$ -                    | \$ -                    | \$ -                           | \$ -                       | \$ -                     | \$ -                     | \$ -                            | \$ -                        | \$ -                                 |
| City of Bloomington, Indiana               | 53-08-20-301-001.000-008 |        | 1B              | N  | \$ -                    | \$ -                    | \$ -                           | \$ -                       | \$ -                     | \$ -                     | \$ -                            | \$ -                        | \$ -                                 |
| City of Bloomington, Indiana               | 53-08-20-301-011.000-008 |        | 1B              | N  | \$ -                    | \$ -                    | \$ -                           | \$ -                       | \$ -                     | \$ -                     | \$ -                            | \$ -                        | \$ -                                 |
| Teare, Glenn A JR & Jennifer R             | 53-08-17-104-010.000-008 | 1236   | 1B              | N  | \$ -                    | \$ -                    | \$ -                           | \$ -                       | \$ -                     | \$ -                     | \$ -                            | \$ -                        | \$ -                                 |
| Shields, Donna Jo                          | 53-08-17-102-042.000-008 |        | 1B              | N  | \$ -                    | \$ -                    | \$ -                           | \$ -                       | \$ -                     | \$ -                     | \$ -                            | \$ -                        | \$ -                                 |
| Haury, Michael W                           | 53-08-17-102-071.000-008 |        | 1B              | N  | \$ -                    | \$ -                    | \$ -                           | \$ -                       | \$ -                     | \$ -                     | \$ -                            | \$ -                        | \$ -                                 |
| Nentrup, Susan Jane                        | 53-08-17-100-013.000-008 |        | 1B              | N  | \$ -                    | \$ -                    | \$ -                           | \$ -                       | \$ -                     | \$ -                     | \$ -                            | \$ -                        | \$ -                                 |
| Parameswaran, Manoj & Spotts, Elizabeth H  | 53-08-17-301-144.000-008 | 1599   | 1B              | N  | \$ -                    | \$ -                    | \$ -                           | \$ -                       | \$ 187.23                | \$ -                     | \$ -                            | \$ 187.23                   | \$ 187.23                            |
| Lin, En; Li, Na                            | 53-08-17-301-175.000-008 | 1599   | 1B              | N  | \$ -                    | \$ -                    | \$ -                           | \$ -                       | \$ 350.98                | \$ -                     | \$ -                            | \$ 350.98                   | \$ 350.98                            |
| Graham, Greg A & Serna-Graham, Christina D | 53-08-17-301-130.000-008 | 1599   | 1B              | N  | \$ -                    | \$ -                    | \$ -                           | \$ -                       | \$ -                     | \$ -                     | \$ -                            | \$ -                        | \$ -                                 |
| Black, Kimberly D & Rickey R               | 53-08-17-301-179.000-008 | 1599   | 1B              | N  | \$ -                    | \$ -                    | \$ -                           | \$ -                       | \$ 147.27                | \$ -                     | \$ -                            | \$ 147.27                   | \$ 147.27                            |
| Simpson, Andrew Ross                       | 53-08-17-301-173.000-008 | 1599   | 1B              | N  | \$ -                    | \$ -                    | \$ -                           | \$ -                       | \$ 238.77                | \$ -                     | \$ -                            | \$ 238.77                   | \$ 238.77                            |
| Abramenka, Uladzimir & Anna                | 53-08-17-301-122.000-008 | 1599   | 1B              | N  | \$ -                    | \$ -                    | \$ -                           | \$ -                       | \$ 192.81                | \$ -                     | \$ -                            | \$ 192.81                   | \$ 192.81                            |
| Orr, Matthew J & Angelica L                | 53-08-17-301-195.000-008 | 1599   | 1B              | N  | \$ -                    | \$ -                    | \$ -                           | \$ -                       | \$ 213.92                | \$ -                     | \$ -                            | \$ 213.92                   | \$ 213.92                            |
| Deja, Sabrina B                            | 53-08-17-301-117.000-008 | 1599   | 1B              | N  | \$ -                    | \$ -                    | \$ -                           | \$ -                       | \$ 243.33                | \$ -                     | \$ -                            | \$ 243.33                   | \$ 243.33                            |
| Fox, Janet M                               | 53-08-17-301-193.000-008 | 1599   | 1B              | N  | \$ -                    | \$ -                    | \$ -                           | \$ -                       | \$ 49.97                 | \$ -                     | \$ -                            | \$ 49.97                    | \$ 49.97                             |
| Holzmeyer, Cameron L                       | 53-08-17-301-116.000-008 | 1599   | 1B              | N  | \$ -                    | \$ -                    | \$ -                           | \$ -                       | \$ -                     | \$ -                     | \$ -                            | \$ -                        | \$ -                                 |
| Gustafson, Daniel W                        | 53-08-17-301-215.000-008 | 1599   | 1B              | N  | \$ -                    | \$ -                    | \$ -                           | \$ -                       | \$ 202.34                | \$ -                     | \$ -                            | \$ 202.34                   | \$ 202.34                            |
| Oden, Joyce Bingham                        | 53-08-17-301-166.000-008 | 1599   | 1B              | N  | \$ -                    | \$ -                    | \$ -                           | \$ -                       | \$ 8.77                  | \$ -                     | \$ -                            | \$ 8.77                     | \$ 8.77                              |



# City of Bloomington



## Area #1B: South-West Annexation Area - Circuit Breaker Impacts Analysis

| Owner Name                                       | Parcel #                 | Waiver | Annexation Area | AG | Pre-Annex 1% CB Credits | Pre-Annex 2% CB Credits | Pre-Annex 65 & Over CB Credits | Pre-Annex Total CB Credits | Post-Annex 1% CB Credits | Post-Annex 2% CB Credits | Post-Annex 65 & Over CB Credits | Post-Annex Total CB Credits | Total Post-Annex CB Credits Increase |
|--|--------------------------|--------|-----------------|----|-------------------------|-------------------------|--------------------------------|----------------------------|--------------------------|--------------------------|---------------------------------|-----------------------------|--------------------------------------|
| Morrow, Joseph Edward Jr & Trisha Ann            | 53-08-17-301-101.000-008 | 1599   | 1B              | N  | \$ -                    | \$ -                    | \$ -                           | \$ -                       | \$ 104.83                | \$ -                     | \$ -                            | \$ 104.83                   | \$ 104.83                            |
| The Highland Homeowner's Association Inc.        | 53-01-41-709-813.000-008 | 1599   | 1B              | N  | \$ -                    | \$ -                    | \$ -                           | \$ -                       | \$ -                     | \$ -                     | \$ -                            | \$ -                        | \$ -                                 |
| Honeycutt, L D                                   | 53-08-17-401-002.000-008 |        | 1B              | N  | \$ -                    | \$ -                    | \$ -                           | \$ -                       | \$ -                     | \$ 82.20                 | \$ -                            | \$ 82.20                    | \$ 82.20                             |
| Gillard, Carol A                                 | 53-08-17-101-005.000-008 |        | 1B              | N  | \$ -                    | \$ -                    | \$ -                           | \$ -                       | \$ -                     | \$ 730.54                | \$ -                            | \$ 730.54                   | \$ 730.54                            |
| Thompson, Philip W & Deborah A                   | 53-08-17-303-009.000-008 | 1599   | 1B              | N  | \$ -                    | \$ -                    | \$ 107.00                      | \$ 107.00                  | \$ -                     | \$ -                     | \$ 886.47                       | \$ 886.47                   | \$ 779.47                            |
| Manges, James M & Lauren G                       | 53-08-17-302-049.000-008 | 1599   | 1B              | N  | \$ -                    | \$ -                    | \$ -                           | \$ -                       | \$ 263.20                | \$ -                     | \$ -                            | \$ 263.20                   | \$ 263.20                            |
| Broukal, Lisa                                    | 53-08-17-302-003.000-008 | 1599   | 1B              | N  | \$ -                    | \$ -                    | \$ -                           | \$ -                       | \$ 100.90                | \$ -                     | \$ -                            | \$ 100.90                   | \$ 100.90                            |
| Sebastian, Richard W & Cosette                   | 53-08-17-302-001.000-008 | 1599   | 1B              | N  | \$ -                    | \$ -                    | \$ -                           | \$ -                       | \$ -                     | \$ -                     | \$ -                            | \$ -                        | \$ -                                 |
| Miller, Joseph Charles                           | 53-08-17-302-010.000-008 | 1599   | 1B              | N  | \$ -                    | \$ -                    | \$ -                           | \$ -                       | \$ 140.24                | \$ -                     | \$ -                            | \$ 140.24                   | \$ 140.24                            |
| Colliver, Michael D & Angela R                   | 53-08-17-302-006.000-008 | 1599   | 1B              | N  | \$ -                    | \$ -                    | \$ -                           | \$ -                       | \$ 148.52                | \$ -                     | \$ -                            | \$ 148.52                   | \$ 148.52                            |
| Behjou, Vally & Guity Ahmadi                     | 53-08-17-302-036.000-008 | 1599   | 1B              | N  | \$ -                    | \$ -                    | \$ -                           | \$ -                       | \$ -                     | \$ -                     | \$ -                            | \$ -                        | \$ -                                 |
| Moubray, Jo Ann & Moubray, Rex H                 | 53-08-17-302-004.000-008 | 1599   | 1B              | N  | \$ -                    | \$ -                    | \$ -                           | \$ -                       | \$ -                     | \$ -                     | \$ -                            | \$ -                        | \$ -                                 |
| Kirby, Samantha J                                | 53-08-17-302-041.000-008 | 1599   | 1B              | N  | \$ -                    | \$ -                    | \$ -                           | \$ -                       | \$ -                     | \$ -                     | \$ -                            | \$ -                        | \$ -                                 |
| Allen, Michael B & Burger, Melissa K             | 53-08-17-302-047.000-008 | 1599   | 1B              | N  | \$ -                    | \$ -                    | \$ -                           | \$ -                       | \$ 57.84                 | \$ -                     | \$ -                            | \$ 57.84                    | \$ 57.84                             |
| Ferguson, Jolene Ann; Ferguson, Joanne Lea       | 53-08-17-302-014.000-008 | 1599   | 1B              | N  | \$ -                    | \$ -                    | \$ -                           | \$ -                       | \$ -                     | \$ -                     | \$ -                            | \$ -                        | \$ -                                 |
| Moore, Bryan K                                   | 53-08-17-302-015.000-008 | 1599   | 1B              | N  | \$ -                    | \$ -                    | \$ -                           | \$ -                       | \$ -                     | \$ -                     | \$ -                            | \$ -                        | \$ -                                 |
| Stodghill, Stephen W & Deah L                    | 53-08-17-302-005.000-008 | 1599   | 1B              | N  | \$ -                    | \$ -                    | \$ -                           | \$ -                       | \$ -                     | \$ -                     | \$ -                            | \$ -                        | \$ -                                 |
| Jones, Joy E Revocable Living Trust              | 53-08-17-302-050.000-008 | 1599   | 1B              | N  | \$ -                    | \$ -                    | \$ -                           | \$ -                       | \$ -                     | \$ -                     | \$ -                            | \$ -                        | \$ -                                 |
| Stumpner, Lori R                                 | 53-08-18-103-003.314-008 | 1599   | 1B              | N  | \$ -                    | \$ -                    | \$ -                           | \$ -                       | \$ 131.12                | \$ -                     | \$ -                            | \$ 131.12                   | \$ 131.12                            |
| AMH 2015-1 Borrower, LLC                         | 53-08-18-103-003.315-008 | 1599   | 1B              | N  | \$ -                    | \$ -                    | \$ -                           | \$ -                       | \$ -                     | \$ 530.31                | \$ -                            | \$ 530.31                   | \$ 530.31                            |
| Meyer, Meghan                                    | 53-08-18-103-003.316-008 | 1599   | 1B              | N  | \$ -                    | \$ -                    | \$ -                           | \$ -                       | \$ 79.37                 | \$ -                     | \$ -                            | \$ 79.37                    | \$ 79.37                             |
| Quesenberry, Terry Wayne & Aissa J               | 53-08-18-103-003.317-008 | 1599   | 1B              | N  | \$ -                    | \$ -                    | \$ -                           | \$ -                       | \$ 288.03                | \$ -                     | \$ -                            | \$ 288.03                   | \$ 288.03                            |
| Sorensen, Clark C & Vicky A                      | 53-08-18-103-003.318-008 | 1599   | 1B              | N  | \$ -                    | \$ -                    | \$ -                           | \$ -                       | \$ 169.62                | \$ -                     | \$ -                            | \$ 169.62                   | \$ 169.62                            |
| Mullen, Robert E                                 | 53-08-18-103-003.319-008 | 1599   | 1B              | N  | \$ -                    | \$ -                    | \$ -                           | \$ -                       | \$ 234.21                | \$ -                     | \$ -                            | \$ 234.21                   | \$ 234.21                            |
| Henning, Dustin Allan & Drake, Emily Guillermina | 53-08-18-103-003.320-008 | 1599   | 1B              | N  | \$ -                    | \$ -                    | \$ -                           | \$ -                       | \$ 317.01                | \$ -                     | \$ -                            | \$ 317.01                   | \$ 317.01                            |
| Parks, William E                                 | 53-08-18-103-003.321-008 | 1599   | 1B              | N  | \$ -                    | \$ -                    | \$ -                           | \$ -                       | \$ 400.66                | \$ -                     | \$ -                            | \$ 400.66                   | \$ 400.66                            |
| Stevenson, Bradley; Webb, Sherry Lynn            | 53-08-18-103-003.322-008 | 1599   | 1B              | N  | \$ -                    | \$ -                    | \$ -                           | \$ -                       | \$ 340.20                | \$ -                     | \$ -                            | \$ 340.20                   | \$ 340.20                            |
| Hanlon, Sean M                                   | 53-08-20-105-003.000-008 |        | 1B              | N  | \$ -                    | \$ -                    | \$ -                           | \$ -                       | \$ 68.19                 | \$ -                     | \$ -                            | \$ 68.19                    | \$ 68.19                             |
| Quigley, Terry A & Lisa C                        | 53-08-20-105-001.000-008 |        | 1B              | N  | \$ -                    | \$ -                    | \$ -                           | \$ -                       | \$ 164.66                | \$ -                     | \$ -                            | \$ 164.66                   | \$ 164.66                            |
| Hahn, Joanna                                     | 53-08-20-105-008.000-008 |        | 1B              | N  | \$ -                    | \$ -                    | \$ -                           | \$ -                       | \$ 79.37                 | \$ -                     | \$ -                            | \$ 79.37                    | \$ 79.37                             |
| Hudson, Phillip D & Vicki L                      | 53-08-20-104-001.000-008 |        | 1B              | N  | \$ -                    | \$ -                    | \$ -                           | \$ -                       | \$ 63.23                 | \$ -                     | \$ -                            | \$ 63.23                    | \$ 63.23                             |
| Strelets, Victor                                 | 53-08-20-106-021.000-008 | 2404   | 1B              | N  | \$ -                    | \$ -                    | \$ -                           | \$ -                       | \$ 292.59                | \$ -                     | \$ -                            | \$ 292.59                   | \$ 292.59                            |
| Whitehorse, Helen R                              | 53-08-20-106-004.000-008 |        | 1B              | N  | \$ -                    | \$ -                    | \$ -                           | \$ -                       | \$ 160.51                | \$ -                     | \$ -                            | \$ 160.51                   | \$ 160.51                            |
| Root, Kathi L                                    | 53-08-20-106-043.000-008 |        | 1B              | N  | \$ -                    | \$ -                    | \$ -                           | \$ -                       | \$ 178.32                | \$ -                     | \$ -                            | \$ 178.32                   | \$ 178.32                            |
| Frey, John & Jayne                               | 53-08-20-106-009.000-008 |        | 1B              | N  | \$ -                    | \$ -                    | \$ -                           | \$ -                       | \$ 377.05                | \$ -                     | \$ -                            | \$ 377.05                   | \$ 377.05                            |
| Jacobs, William J & Betty Elkins                 | 53-08-20-106-030.000-008 |        | 1B              | N  | \$ -                    | \$ -                    | \$ -                           | \$ -                       | \$ -                     | \$ -                     | \$ -                            | \$ -                        | \$ -                                 |
| Kirts, Rex W & Beth Ann                          | 53-08-20-106-002.000-008 | 1779   | 1B              | N  | \$ -                    | \$ -                    | \$ -                           | \$ -                       | \$ 130.29                | \$ -                     | \$ -                            | \$ 130.29                   | \$ 130.29                            |
| Bingham, Rodney & Maritza                        | 53-08-20-106-033.000-008 |        | 1B              | N  | \$ -                    | \$ -                    | \$ -                           | \$ -                       | \$ -                     | \$ -                     | \$ -                            | \$ -                        | \$ -                                 |
| Tabor, Jonathan David & Kristina Ruth            | 53-08-20-106-006.000-008 |        | 1B              | N  | \$ -                    | \$ -                    | \$ -                           | \$ -                       | \$ 269.82                | \$ -                     | \$ -                            | \$ 269.82                   | \$ 269.82                            |
| Walsh, Alan J & Patricia A                       | 53-08-20-106-015.000-008 |        | 1B              | N  | \$ -                    | \$ -                    | \$ -                           | \$ -                       | \$ 119.54                | \$ -                     | \$ -                            | \$ 119.54                   | \$ 119.54                            |
| Speicher, David M & Tracy B                      | 53-08-20-106-029.000-008 |        | 1B              | N  | \$ -                    | \$ -                    | \$ -                           | \$ -                       | \$ 146.03                | \$ -                     | \$ -                            | \$ 146.03                   | \$ 146.03                            |
| Hazen, Douglas Gi & Marcella D                   | 53-08-20-106-046.000-008 |        | 1B              | N  | \$ -                    | \$ -                    | \$ -                           | \$ -                       | \$ 243.33                | \$ -                     | \$ -                            | \$ 243.33                   | \$ 243.33                            |



# City of Bloomington

## Area #1B: South-West Annexation Area - Circuit Breaker Impacts Analysis



| Owner Name  | Parcel #                 | Waiver | Annexation Area | AG | Pre-Annex 1% CB Credits | Pre-Annex 2% CB Credits | Pre-Annex 65 & Over CB Credits | Pre-Annex Total CB Credits | Post-Annex 1% CB Credits | Post-Annex 2% CB Credits | Post-Annex 65 & Over CB Credits | Post-Annex Total CB Credits | Total Post-Annex CB Credits Increase |
|---|--------------------------|--------|-----------------|----|-------------------------|-------------------------|--------------------------------|----------------------------|--------------------------|--------------------------|---------------------------------|-----------------------------|--------------------------------------|
| Hicks, Charles P & Myra O   | 53-08-20-106-019.000-008 | 1680   | 1B              | N  | \$ -                    | \$ -                    | \$ -                           | \$ -                       | \$ 180.80                | \$ -                     | \$ -                            | \$ 180.80                   | \$ 180.80                            |
| Schunk, David A & Abby  | 53-08-20-106-014.000-008 |        | 1B              | N  | \$ -                    | \$ -                    | \$ -                           | \$ -                       | \$ 161.34                | \$ -                     | \$ -                            | \$ 161.34                   | \$ 161.34                            |
| Blackwell, Shannon R & Ryan R   | 53-08-17-302-048.000-008 | 1599   | 1B              | N  | \$ -                    | \$ -                    | \$ -                           | \$ -                       | \$ 15.19                 | \$ -                     | \$ -                            | \$ 15.19                    | \$ 15.19                             |
| Booney, Alfred S II & Utoomporn   | 53-08-17-302-002.000-008 | 1599   | 1B              | N  | \$ -                    | \$ -                    | \$ -                           | \$ -                       | \$ -                     | \$ -                     | \$ -                            | \$ -                        | \$ -                                 |
| Robinson, Jason Michael   | 53-08-17-302-016.000-008 | 1599   | 1B              | N  | \$ -                    | \$ -                    | \$ -                           | \$ -                       | \$ 102.97                | \$ -                     | \$ -                            | \$ 102.97                   | \$ 102.97                            |
| Wright, Joseph William  | 53-08-17-302-035.000-008 | 1599   | 1B              | N  | \$ -                    | \$ -                    | \$ -                           | \$ -                       | \$ -                     | \$ 342.51                | \$ -                            | \$ 342.51                   | \$ 342.51                            |
| All, Casey Rose   | 53-08-17-302-053.000-008 | 1599   | 1B              | N  | \$ -                    | \$ -                    | \$ -                           | \$ -                       | \$ -                     | \$ -                     | \$ -                            | \$ -                        | \$ -                                 |
| Francke, Julia R  | 53-08-17-302-042.000-008 | 1599   | 1B              | N  | \$ -                    | \$ -                    | \$ -                           | \$ -                       | \$ -                     | \$ -                     | \$ -                            | \$ -                        | \$ -                                 |
| Smith, Matthew Jared & Allison Elaine                                       | 53-08-17-402-006.000-008 |        | 1B              | N  | \$ -                    | \$ -                    | \$ -                           | \$ -                       | \$ -                     | \$ -                     | \$ -                            | \$ -                        | \$ -                                 |
| Raper, Bret & Angela F Parker   | 53-08-20-106-018.000-008 |        | 1B              | N  | \$ -                    | \$ -                    | \$ -                           | \$ -                       | \$ 185.77                | \$ -                     | \$ -                            | \$ 185.77                   | \$ 185.77                            |
| Brown, Brian K & Leah B   | 53-08-20-106-025.000-008 |        | 1B              | N  | \$ -                    | \$ -                    | \$ -                           | \$ -                       | \$ 198.40                | \$ -                     | \$ -                            | \$ 198.40                   | \$ 198.40                            |
| Mutchler, David C & Sandra J  | 53-08-20-106-020.000-008 |        | 1B              | N  | \$ -                    | \$ -                    | \$ -                           | \$ -                       | \$ -                     | \$ 395.83                | \$ -                            | \$ 395.83                   | \$ 395.83                            |
| Newlin, John S & Martha J   | 53-08-17-407-006.000-008 | 1094   | 1B              | N  | \$ -                    | \$ -                    | \$ -                           | \$ -                       | \$ -                     | \$ -                     | \$ -                            | \$ -                        | \$ -                                 |
| Green, Lawrence A & Dillon, Mary L  | 53-08-17-400-006.000-008 |        | 1B              | N  | \$ -                    | \$ -                    | \$ -                           | \$ -                       | \$ 191.48                | \$ -                     | \$ -                            | \$ 191.48                   | \$ 191.48                            |
| Webb, Leslie Dale & Elsie Marie Revocable Trusts                            | 53-08-17-102-001.000-008 |        | 1B              | N  | \$ -                    | \$ -                    | \$ -                           | \$ -                       | \$ 69.85                 | \$ -                     | \$ -                            | \$ 69.85                    | \$ 69.85                             |
| Dunatchik, David D & Jane W Rev Trust                                       | 53-08-17-400-009.000-008 | 2377   | 1B              | N  | \$ -                    | \$ -                    | \$ -                           | \$ -                       | \$ 251.61                | \$ -                     | \$ -                            | \$ 251.61                   | \$ 251.61                            |
| Hellmich, Paul J  | 53-08-17-400-012.000-008 |        | 1B              | N  | \$ -                    | \$ -                    | \$ -                           | \$ -                       | \$ 598.16                | \$ -                     | \$ -                            | \$ 598.16                   | \$ 598.16                            |
| Stone, William Lewis & Emily J  | 53-08-17-407-023.000-008 |        | 1B              | N  | \$ -                    | \$ -                    | \$ -                           | \$ -                       | \$ -                     | \$ -                     | \$ -                            | \$ -                        | \$ -                                 |
| Wesemann, Beverly A & Stogsdill, Tara D & Wesemann, Tad L & Wesemann, Tod S | 53-08-17-100-009.000-008 |        | 1B              | N  | \$ -                    | \$ -                    | \$ -                           | \$ -                       | \$ -                     | \$ 199.01                | \$ -                            | \$ 199.01                   | \$ 199.01                            |
| Yeskie, Douglas R   | 53-08-17-407-012.000-008 |        | 1B              | N  | \$ -                    | \$ -                    | \$ -                           | \$ -                       | \$ -                     | \$ -                     | \$ -                            | \$ -                        | \$ -                                 |
| Roberson, Joshua L  | 53-08-17-100-003.000-008 |        | 1B              | N  | \$ -                    | \$ -                    | \$ -                           | \$ -                       | \$ -                     | \$ -                     | \$ -                            | \$ -                        | \$ -                                 |
| Miller, Gregory Rex & Connie K Shaker                                       | 53-08-17-402-008.000-008 |        | 1B              | N  | \$ -                    | \$ -                    | \$ -                           | \$ -                       | \$ -                     | \$ -                     | \$ -                            | \$ -                        | \$ -                                 |
| Rogers & Country Club Inc   | 53-08-17-100-038.000-008 |        | 1B              | N  | \$ -                    | \$ -                    | \$ -                           | \$ -                       | \$ -                     | \$ -                     | \$ -                            | \$ -                        | \$ -                                 |
| Mitchell, Monica L  | 53-08-17-110-003.000-008 |        | 1B              | N  | \$ -                    | \$ -                    | \$ -                           | \$ -                       | \$ -                     | \$ 188.22                | \$ -                            | \$ 188.22                   | \$ 188.22                            |
| Dennis, Melody L & Sam A  | 53-08-17-102-034.000-008 |        | 1B              | N  | \$ -                    | \$ -                    | \$ -                           | \$ -                       | \$ -                     | \$ -                     | \$ -                            | \$ -                        | \$ -                                 |
| Sturgis, Lucille Fern   | 53-08-17-110-002.000-008 |        | 1B              | N  | \$ -                    | \$ -                    | \$ -                           | \$ -                       | \$ -                     | \$ -                     | \$ -                            | \$ -                        | \$ -                                 |
| Prince, Kelly J   | 53-08-17-407-022.000-008 | 1370   | 1B              | N  | \$ -                    | \$ -                    | \$ -                           | \$ -                       | \$ -                     | \$ -                     | \$ -                            | \$ -                        | \$ -                                 |
| Morrow, William T   | 53-08-17-100-007.000-008 |        | 1B              | N  | \$ -                    | \$ -                    | \$ -                           | \$ -                       | \$ 36.92                 | \$ -                     | \$ -                            | \$ 36.92                    | \$ 36.92                             |
| Andronikos, Alexis & Ellyn Nicole Barham-Pruitt                             | 53-08-17-102-028.000-008 | 1183   | 1B              | N  | \$ -                    | \$ -                    | \$ -                           | \$ -                       | \$ -                     | \$ -                     | \$ -                            | \$ -                        | \$ -                                 |
| Willis, Cristina L  | 53-08-17-103-005.000-008 |        | 1B              | N  | \$ -                    | \$ -                    | \$ -                           | \$ -                       | \$ -                     | \$ -                     | \$ -                            | \$ -                        | \$ -                                 |
| Hawley, Brad & Hawley, James  | 53-08-17-100-034.000-008 |        | 1B              | N  | \$ -                    | \$ -                    | \$ -                           | \$ -                       | \$ -                     | \$ -                     | \$ -                            | \$ -                        | \$ -                                 |
| Burris, Barbara D Trust   | 53-08-17-101-004.000-008 |        | 1B              | N  | \$ -                    | \$ -                    | \$ -                           | \$ -                       | \$ -                     | \$ 407.00                | \$ -                            | \$ 407.00                   | \$ 407.00                            |
| Talbert, Phyllis L Living Trust & Talbert, Max E Living Trust               | 53-01-42-152-000.000-008 |        | 1B              | N  | \$ -                    | \$ -                    | \$ -                           | \$ -                       | \$ -                     | \$ 394.78                | \$ -                            | \$ 394.78                   | \$ 394.78                            |
| Hammond, James D & Carol J  | 53-01-42-153-000.000-008 |        | 1B              | N  | \$ -                    | \$ -                    | \$ -                           | \$ -                       | \$ 486.36                | \$ -                     | \$ -                            | \$ 486.36                   | \$ 486.36                            |
| Bifulco, Derek  | 53-08-18-103-003.324-008 | 1599   | 1B              | N  | \$ -                    | \$ -                    | \$ -                           | \$ -                       | \$ 491.32                | \$ -                     | \$ -                            | \$ 491.32                   | \$ 491.32                            |
| Wisley, Timothy D & Laura A   | 53-08-18-103-003.325-008 | 1599   | 1B              | N  | \$ -                    | \$ -                    | \$ -                           | \$ -                       | \$ 454.48                | \$ -                     | \$ -                            | \$ 454.48                   | \$ 454.48                            |
| Khanna, Rekha & Harjit Chaudhary  | 53-08-18-103-003.326-008 | 1599   | 1B              | N  | \$ -                    | \$ -                    | \$ -                           | \$ -                       | \$ 514.10                | \$ -                     | \$ -                            | \$ 514.10                   | \$ 514.10                            |
| Robertson, Clint & Brenda   | 53-08-18-103-003.327-008 | 1599   | 1B              | N  | \$ -                    | \$ -                    | \$ -                           | \$ -                       | \$ 170.46                | \$ -                     | \$ -                            | \$ 170.46                   | \$ 170.46                            |
| Haley, Carmalita M  | 53-08-18-103-003.328-008 | 1599   | 1B              | N  | \$ -                    | \$ -                    | \$ -                           | \$ -                       | \$ 261.13                | \$ -                     | \$ -                            | \$ 261.13                   | \$ 261.13                            |
| Stewart, William & Iris   | 53-08-18-103-003.329-008 | 1599   | 1B              | N  | \$ -                    | \$ -                    | \$ -                           | \$ -                       | \$ 269.82                | \$ -                     | \$ -                            | \$ 269.82                   | \$ 269.82                            |
| Jeffers, Matthew D & Annette  | 53-08-18-103-003.330-008 | 1599   | 1B              | N  | \$ -                    | \$ -                    | \$ -                           | \$ -                       | \$ -                     | \$ -                     | \$ -                            | \$ -                        | \$ -                                 |

# City of Bloomington



## Area #1B: South-West Annexation Area - Circuit Breaker Impacts Analysis

| Owner Name   | Parcel #                 | Waiver | Annexation Area | AG | Pre-Annex 1% CB Credits | Pre-Annex 2% CB Credits | Pre-Annex 65 & Over CB Credits | Pre-Annex Total CB Credits | Post-Annex 1% CB Credits | Post-Annex 2% CB Credits | Post-Annex 65 & Over CB Credits | Post-Annex Total CB Credits | Total Post-Annex CB Credits Increase |
|--|--------------------------|--------|-----------------|----|-------------------------|-------------------------|--------------------------------|----------------------------|--------------------------|--------------------------|---------------------------------|-----------------------------|--------------------------------------|
| Shah, Ashish & Deepa   | 53-08-18-103-003.331-008 | 1599   | 1B              | N  | \$ -                    | \$ -                    | \$ -                           | \$ -                       | \$ 416.80                | \$ -                     | \$ -                            | \$ 416.80                   | \$ 416.80                            |
| Hallstein, Roy M & Kathleen A Revocable Trust                        | 53-08-18-103-003.332-008 | 1599   | 1B              | N  | \$ -                    | \$ -                    | \$ -                           | \$ -                       | \$ -                     | \$ 537.05                | \$ -                            | \$ 537.05                   | \$ 537.05                            |
| Eggleston, Samuel F  | 53-08-17-301-093.333-008 | 1599   | 1B              | N  | \$ -                    | \$ -                    | \$ -                           | \$ -                       | \$ 397.34                | \$ -                     | \$ -                            | \$ 397.34                   | \$ 397.34                            |
| Khanna, Rajesh K & Ruchika   | 53-08-17-301-093.334-008 | 1599   | 1B              | N  | \$ -                    | \$ -                    | \$ -                           | \$ -                       | \$ 295.49                | \$ -                     | \$ -                            | \$ 295.49                   | \$ 295.49                            |
| Jackson, Kerri   | 53-08-17-301-093.335-008 | 1599   | 1B              | N  | \$ -                    | \$ -                    | \$ -                           | \$ -                       | \$ 129.89                | \$ -                     | \$ -                            | \$ 129.89                   | \$ 129.89                            |
| Sagerman, Denton G & Clancy, Kelly A                                 | 53-08-17-301-093.336-008 | 1599   | 1B              | N  | \$ -                    | \$ -                    | \$ -                           | \$ -                       | \$ 130.70                | \$ -                     | \$ -                            | \$ 130.70                   | \$ 130.70                            |
| McMurray, Thomas J & Courtney N                                      | 53-08-17-301-093.337-008 | 1599   | 1B              | N  | \$ -                    | \$ -                    | \$ -                           | \$ -                       | \$ 406.86                | \$ -                     | \$ -                            | \$ 406.86                   | \$ 406.86                            |
| Pedzinski, Jacob R; Line, Sarah M                                    | 53-08-17-301-093.338-008 | 1599   | 1B              | N  | \$ -                    | \$ -                    | \$ -                           | \$ -                       | \$ 23.88                 | \$ -                     | \$ -                            | \$ 23.88                    | \$ 23.88                             |
| Waite, Craig A & Sarah A   | 53-08-17-301-093.339-008 | 1599   | 1B              | N  | \$ -                    | \$ -                    | \$ -                           | \$ -                       | \$ 179.57                | \$ -                     | \$ -                            | \$ 179.57                   | \$ 179.57                            |
| Kieffaber, Gary L  | 53-08-20-400-075.000-008 |        | 1B              | N  | \$ -                    | \$ -                    | \$ -                           | \$ -                       | \$ -                     | \$ 185.06                | \$ -                            | \$ 185.06                   | \$ 185.06                            |
| Kieffaber, Gary L  | 53-08-20-400-081.000-008 |        | 1B              | N  | \$ -                    | \$ -                    | \$ -                           | \$ -                       | \$ -                     | \$ -                     | \$ -                            | \$ -                        | \$ -                                 |
| Kieffaber, Gary L  | 53-08-20-400-055.000-008 |        | 1B              | N  | \$ -                    | \$ -                    | \$ -                           | \$ -                       | \$ -                     | \$ -                     | \$ -                            | \$ -                        | \$ -                                 |
| Kieffaber, Gary L  | 53-08-20-400-079.000-008 |        | 1B              | N  | \$ -                    | \$ -                    | \$ -                           | \$ -                       | \$ -                     | \$ -                     | \$ -                            | \$ -                        | \$ -                                 |
| Buckley, Wendy   | 53-08-17-302-043.000-008 | 1599   | 1B              | N  | \$ -                    | \$ -                    | \$ -                           | \$ -                       | \$ -                     | \$ -                     | \$ -                            | \$ -                        | \$ -                                 |
| Roach, Marcia A  | 53-08-17-302-017.000-008 | 1599   | 1B              | N  | \$ -                    | \$ -                    | \$ -                           | \$ -                       | \$ 30.50                 | \$ -                     | \$ -                            | \$ 30.50                    | \$ 30.50                             |
| Nawabi, Fawzia   | 53-08-17-302-011.000-008 | 1599   | 1B              | N  | \$ -                    | \$ -                    | \$ -                           | \$ -                       | \$ 100.68                | \$ -                     | \$ -                            | \$ 100.68                   | \$ 100.68                            |
| Brinton, Donna   | 53-08-17-302-007.000-008 | 1599   | 1B              | N  | \$ -                    | \$ -                    | \$ -                           | \$ -                       | \$ -                     | \$ -                     | \$ -                            | \$ -                        | \$ -                                 |
| Johnson, Robert S & Lila D   | 53-08-17-302-060.000-008 | 1599   | 1B              | N  | \$ -                    | \$ -                    | \$ -                           | \$ -                       | \$ -                     | \$ -                     | \$ -                            | \$ -                        | \$ -                                 |
| Draughn, Corey N & Rachel I C  | 53-08-17-302-012.000-008 | 1599   | 1B              | N  | \$ -                    | \$ -                    | \$ -                           | \$ -                       | \$ 56.59                 | \$ -                     | \$ -                            | \$ 56.59                    | \$ 56.59                             |
| Appleget, Michael L & Janet L  | 53-08-17-302-037.000-008 | 1599   | 1B              | N  | \$ -                    | \$ -                    | \$ -                           | \$ -                       | \$ -                     | \$ -                     | \$ -                            | \$ -                        | \$ -                                 |
| Nguyen, Khanh & Hong   | 53-08-17-302-026.000-008 | 1599   | 1B              | N  | \$ -                    | \$ -                    | \$ -                           | \$ -                       | \$ 57.42                 | \$ -                     | \$ -                            | \$ 57.42                    | \$ 57.42                             |
| Pieroni, Blake John  | 53-08-17-302-040.000-008 | 1599   | 1B              | N  | \$ -                    | \$ -                    | \$ -                           | \$ -                       | \$ 135.68                | \$ -                     | \$ -                            | \$ 135.68                   | \$ 135.68                            |
| Morrison, Travis S   | 53-08-17-302-055.000-008 | 1599   | 1B              | N  | \$ -                    | \$ -                    | \$ -                           | \$ -                       | \$ 23.07                 | \$ -                     | \$ -                            | \$ 23.07                    | \$ 23.07                             |
| Jacobsen, Chayton Walker; Jacobsen, Keith Andre & Lorie Allison      | 53-08-17-302-052.000-008 | 1599   | 1B              | N  | \$ -                    | \$ -                    | \$ -                           | \$ -                       | \$ -                     | \$ -                     | \$ -                            | \$ -                        | \$ -                                 |
| Ryan, Courtney A; Davis, Zachary R                                   | 53-08-17-302-029.000-008 | 1599   | 1B              | N  | \$ -                    | \$ -                    | \$ -                           | \$ -                       | \$ 158.45                | \$ -                     | \$ -                            | \$ 158.45                   | \$ 158.45                            |
| White, Thomas D  | 53-08-17-302-030.000-008 | 1599   | 1B              | N  | \$ -                    | \$ -                    | \$ -                           | \$ -                       | \$ -                     | \$ -                     | \$ -                            | \$ -                        | \$ -                                 |
| Parkinson, Wayne & Carol F   | 53-08-17-302-051.000-008 | 1599   | 1B              | N  | \$ -                    | \$ -                    | \$ -                           | \$ -                       | \$ -                     | \$ -                     | \$ -                            | \$ -                        | \$ -                                 |
| Bosley, Brian C  | 53-08-17-302-008.000-008 | 1599   | 1B              | N  | \$ -                    | \$ -                    | \$ -                           | \$ -                       | \$ -                     | \$ -                     | \$ -                            | \$ -                        | \$ -                                 |
| Lortz, Lindsey A   | 53-08-17-302-024.000-008 | 1599   | 1B              | N  | \$ -                    | \$ -                    | \$ -                           | \$ -                       | \$ -                     | \$ -                     | \$ -                            | \$ -                        | \$ -                                 |
| Duzan, Jane  | 53-08-17-302-023.000-008 | 1599   | 1B              | N  | \$ -                    | \$ -                    | \$ -                           | \$ -                       | \$ -                     | \$ -                     | \$ -                            | \$ -                        | \$ -                                 |
| Rigali, Sharlene Adrianna  | 53-08-17-302-038.000-008 | 1599   | 1B              | N  | \$ -                    | \$ -                    | \$ -                           | \$ -                       | \$ 13.95                 | \$ -                     | \$ -                            | \$ 13.95                    | \$ 13.95                             |
| True Ventures LLC  | 53-08-17-302-039.000-008 | 1599   | 1B              | N  | \$ -                    | \$ -                    | \$ -                           | \$ -                       | \$ -                     | \$ 461.38                | \$ -                            | \$ 461.38                   | \$ 461.38                            |
| Leopold, Mary A  | 53-08-17-301-093.340-008 | 1599   | 1B              | N  | \$ -                    | \$ -                    | \$ -                           | \$ -                       | \$ 31.33                 | \$ -                     | \$ -                            | \$ 31.33                    | \$ 31.33                             |
| Dejongh, Antony Mikel  | 53-08-17-301-093.341-008 | 1599   | 1B              | N  | \$ -                    | \$ -                    | \$ -                           | \$ -                       | \$ 341.86                | \$ -                     | \$ -                            | \$ 341.86                   | \$ 341.86                            |
| Gibson, Samuel M & Sara M  | 53-08-17-301-093.342-008 | 1599   | 1B              | N  | \$ -                    | \$ -                    | \$ -                           | \$ -                       | \$ 219.31                | \$ -                     | \$ -                            | \$ 219.31                   | \$ 219.31                            |
| Patel, Pratik & Hiteksha   | 53-08-17-301-093.343-008 | 1599   | 1B              | N  | \$ -                    | \$ -                    | \$ -                           | \$ -                       | \$ 174.81                | \$ -                     | \$ -                            | \$ 174.81                   | \$ 174.81                            |
| Langley, Glen J & Denise A   | 53-08-17-407-033.000-008 | 1217   | 1B              | N  | \$ -                    | \$ -                    | \$ -                           | \$ -                       | \$ -                     | \$ 268.95                | \$ -                            | \$ 268.95                   | \$ 268.95                            |
| Berta, Nicholas Alan & Schroeder, Sylvia                             | 53-08-17-407-042.000-008 | 1277   | 1B              | N  | \$ -                    | \$ -                    | \$ -                           | \$ -                       | \$ 9.80                  | \$ -                     | \$ -                            | \$ 9.80                     | \$ 9.80                              |
| Hoeksema Properties LLC  | 53-08-17-100-018.000-008 | 1014   | 1B              | N  | \$ -                    | \$ -                    | \$ 79.00                       | \$ 79.00                   | \$ -                     | \$ -                     | \$ 267.03                       | \$ 267.03                   | \$ 188.03                            |
| Sympton, Kyle  | 53-08-17-302-061.000-008 | 1599   | 1B              | N  | \$ -                    | \$ -                    | \$ -                           | \$ -                       | \$ 50.80                 | \$ -                     | \$ -                            | \$ 50.80                    | \$ 50.80                             |
| Kaul, Shivi & Alok   | 53-08-17-302-013.000-008 | 1599   | 1B              | N  | \$ -                    | \$ -                    | \$ -                           | \$ -                       | \$ 49.97                 | \$ -                     | \$ -                            | \$ 49.97                    | \$ 49.97                             |
| Branam, Debra J  | 53-08-17-302-054.000-008 | 1599   | 1B              | N  | \$ -                    | \$ -                    | \$ -                           | \$ -                       | \$ 86.82                 | \$ -                     | \$ -                            | \$ 86.82                    | \$ 86.82                             |
| Myers, Caroline R Hillen; Boruff, Lori Anne Hillen; Hillen, Alison J | 53-08-17-407-040.000-008 |        | 1B              | N  | \$ -                    | \$ -                    | \$ -                           | \$ -                       | \$ -                     | \$ 233.33                | \$ -                            | \$ 233.33                   | \$ 233.33                            |

# City of Bloomington

## Area #1B: South-West Annexation Area - Circuit Breaker Impacts Analysis



| Owner Name  | Parcel #                 | Waiver | Annexation Area | AG | Pre-Annex 1% CB Credits | Pre-Annex 2% CB Credits | Pre-Annex 65 & Over CB Credits | Pre-Annex Total CB Credits | Post-Annex 1% CB Credits | Post-Annex 2% CB Credits | Post-Annex 65 & Over CB Credits | Post-Annex Total CB Credits | Total Post-Annex CB Credits Increase |
|---|--------------------------|--------|-----------------|----|-------------------------|-------------------------|--------------------------------|----------------------------|--------------------------|--------------------------|---------------------------------|-----------------------------|--------------------------------------|
| Haley, Patricia J Revocable Trust                         | 53-08-17-100-010.000-008 | 1758   | 1B              | N  | \$ -                    | \$ -                    | \$ -                           | \$ -                       | \$ -                     | \$ 326.28                | \$ -                            | \$ 326.28                   | \$ 326.28                            |
| Haley, Patricia J Revocable Trust                         | 53-01-41-358-000.000-008 |        | 1B              | N  | \$ -                    | \$ -                    | \$ -                           | \$ -                       | \$ -                     | \$ -                     | \$ -                            | \$ -                        | \$ -                                 |
| Haley, Patricia J Revocable Trust                         | 53-08-16-200-027.000-008 |        | 1B              | N  | \$ -                    | \$ -                    | \$ -                           | \$ -                       | \$ -                     | \$ -                     | \$ -                            | \$ -                        | \$ -                                 |
| Haley, Patricia J Revocable Trust w/l/e                   | 53-01-41-360-000.000-008 |        | 1B              | N  | \$ -                    | \$ -                    | \$ -                           | \$ -                       | \$ -                     | \$ 448.53                | \$ -                            | \$ 448.53                   | \$ 448.53                            |
| Haley, Patricia J Revocable Trust w/l/e                   | 53-08-16-200-053.000-008 |        | 1B              | N  | \$ -                    | \$ -                    | \$ -                           | \$ -                       | \$ -                     | \$ -                     | \$ -                            | \$ -                        | \$ -                                 |
| Haley, Patricia J Revocable Trust w/l/e                   | 53-01-41-362-000.000-008 |        | 1B              | N  | \$ -                    | \$ -                    | \$ -                           | \$ -                       | \$ -                     | \$ -                     | \$ -                            | \$ -                        | \$ -                                 |
| Haley, Patricia J Revocable Trust w/l/e                   | 53-08-16-200-021.000-008 |        | 1B              | N  | \$ -                    | \$ -                    | \$ -                           | \$ -                       | \$ -                     | \$ -                     | \$ -                            | \$ -                        | \$ -                                 |
| Haley, Patricia J Revocable Trust                         | 53-01-41-363-000.000-008 |        | 1B              | N  | \$ -                    | \$ -                    | \$ -                           | \$ -                       | \$ -                     | \$ -                     | \$ -                            | \$ -                        | \$ -                                 |
| Paquette, Tina M  | 53-08-19-200-047.000-008 |        | 1B              | N  | \$ -                    | \$ -                    | \$ -                           | \$ -                       | \$ -                     | \$ -                     | \$ -                            | \$ -                        | \$ -                                 |
| City of Bloomington, Indiana, Board of Park Commissioners | 53-08-17-400-029.000-008 |        | 1B              | N  | \$ -                    | \$ -                    | \$ -                           | \$ -                       | \$ -                     | \$ -                     | \$ -                            | \$ -                        | \$ -                                 |
| Drake, Steven M   | 53-08-17-102-039.000-008 |        | 1B              | N  | \$ -                    | \$ -                    | \$ -                           | \$ -                       | \$ -                     | \$ -                     | \$ -                            | \$ -                        | \$ -                                 |
| Denson, Gary L. & Terri L.                                | 53-08-17-110-009.000-008 | 1930   | 1B              | N  | \$ -                    | \$ -                    | \$ -                           | \$ -                       | \$ -                     | \$ -                     | \$ -                            | \$ -                        | \$ -                                 |
| Tuck & Roll Properties LLC                                | 53-01-43-311-000.000-008 |        | 1B              | N  | \$ -                    | \$ -                    | \$ -                           | \$ -                       | \$ -                     | \$ 447.89                | \$ -                            | \$ 447.89                   | \$ 447.89                            |
| Public Service Company Of Indiana, Inc.                   | 53-08-20-100-010.000-008 |        | 1B              | N  | \$ -                    | \$ -                    | \$ -                           | \$ -                       | \$ -                     | \$ -                     | \$ -                            | \$ -                        | \$ -                                 |
| Miller, Joshua  | 53-08-17-204-006.000-008 |        | 1B              | N  | \$ -                    | \$ -                    | \$ -                           | \$ -                       | \$ -                     | \$ -                     | \$ -                            | \$ -                        | \$ -                                 |
| Carrasco, Raul & Rita                                     | 53-08-17-102-075.000-008 | 1258   | 1B              | N  | \$ -                    | \$ -                    | \$ -                           | \$ -                       | \$ -                     | \$ -                     | \$ -                            | \$ -                        | \$ -                                 |
| Wilhite, Kevin & Manli Deng                               | 53-08-17-402-005.000-008 | 1213   | 1B              | N  | \$ -                    | \$ -                    | \$ -                           | \$ -                       | \$ -                     | \$ -                     | \$ -                            | \$ -                        | \$ -                                 |
| Groth, Joseph W & Caitlin M                               | 53-08-17-102-002.000-008 |        | 1B              | N  | \$ -                    | \$ -                    | \$ -                           | \$ -                       | \$ -                     | \$ -                     | \$ -                            | \$ -                        | \$ -                                 |
| Ferguson, Ricky L.  | 53-08-17-102-033.000-008 |        | 1B              | N  | \$ -                    | \$ -                    | \$ 319.00                      | \$ 319.00                  | \$ -                     | \$ -                     | \$ 635.21                       | \$ 635.21                   | \$ 316.21                            |
| Cassady, Randy  | 53-08-20-400-070.000-008 | 2284   | 1B              | N  | \$ -                    | \$ -                    | \$ -                           | \$ -                       | \$ 484.61                | \$ -                     | \$ -                            | \$ 484.61                   | \$ 484.61                            |
| Bloomington Board Of Park                                 | 53-08-20-400-096.000-008 |        | 1B              | N  | \$ -                    | \$ -                    | \$ -                           | \$ -                       | \$ -                     | \$ -                     | \$ -                            | \$ -                        | \$ -                                 |
| Vollmar, Nathan   | 53-08-17-103-010.000-008 |        | 1B              | N  | \$ -                    | \$ -                    | \$ -                           | \$ -                       | \$ -                     | \$ -                     | \$ -                            | \$ -                        | \$ -                                 |
| Mann, Ashley N  | 53-08-17-407-008.000-008 | 1321   | 1B              | N  | \$ -                    | \$ -                    | \$ -                           | \$ -                       | \$ -                     | \$ -                     | \$ -                            | \$ -                        | \$ -                                 |
| Campbell, Kevin A & Liza M                                | 53-08-17-301-093.344-008 | 1599   | 1B              | N  | \$ -                    | \$ -                    | \$ -                           | \$ -                       | \$ 218.90                | \$ -                     | \$ -                            | \$ 218.90                   | \$ 218.90                            |
| Shah, Akash   | 53-08-17-301-093.345-008 | 1599   | 1B              | N  | \$ -                    | \$ -                    | \$ -                           | \$ -                       | \$ 338.14                | \$ -                     | \$ -                            | \$ 338.14                   | \$ 338.14                            |
| Sotomayor,Santiago F & Ashley R                           | 53-08-17-301-093.346-008 | 1599   | 1B              | N  | \$ -                    | \$ -                    | \$ -                           | \$ -                       | \$ 252.02                | \$ -                     | \$ -                            | \$ 252.02                   | \$ 252.02                            |
| Wyatt, John W III; Wyatt, Charlene J; Wyatt, Jayse B      | 53-08-17-301-093.347-008 | 1599   | 1B              | N  | \$ -                    | \$ -                    | \$ -                           | \$ -                       | \$ 126.20                | \$ -                     | \$ -                            | \$ 126.20                   | \$ 126.20                            |
| Ryan, Michael A & Erin K                                  | 53-08-17-301-093.348-008 | 1599   | 1B              | N  | \$ -                    | \$ -                    | \$ -                           | \$ -                       | \$ 193.65                | \$ -                     | \$ -                            | \$ 193.65                   | \$ 193.65                            |
| Ivey, Brooke B & James V                                  | 53-08-17-301-093.349-008 | 1599   | 1B              | N  | \$ -                    | \$ -                    | \$ -                           | \$ -                       | \$ -                     | \$ 491.77                | \$ -                            | \$ 491.77                   | \$ 491.77                            |
| Brown, Deanne L   | 53-08-17-301-093.350-008 | 1599   | 1B              | N  | \$ -                    | \$ -                    | \$ -                           | \$ -                       | \$ 240.01                | \$ -                     | \$ -                            | \$ 240.01                   | \$ 240.01                            |
| Alexander, Cody & Nika                                    | 53-08-17-301-093.351-008 | 1599   | 1B              | N  | \$ -                    | \$ -                    | \$ -                           | \$ -                       | \$ 302.53                | \$ -                     | \$ -                            | \$ 302.53                   | \$ 302.53                            |
| Mathis, Jason M & Heather M                               | 53-08-17-301-093.352-008 | 1599   | 1B              | N  | \$ -                    | \$ -                    | \$ -                           | \$ -                       | \$ 435.01                | \$ -                     | \$ -                            | \$ 435.01                   | \$ 435.01                            |
| Rhodes, Jesse M & Anne L                                  | 53-08-17-301-093.353-008 | 1599   | 1B              | N  | \$ -                    | \$ -                    | \$ -                           | \$ -                       | \$ 423.02                | \$ -                     | \$ -                            | \$ 423.02                   | \$ 423.02                            |
| Johnson, Wyatt & Hattie L                                 | 53-08-17-301-093.354-008 | 1599   | 1B              | N  | \$ -                    | \$ -                    | \$ -                           | \$ -                       | \$ 332.47                | \$ -                     | \$ -                            | \$ 332.47                   | \$ 332.47                            |
| Lewis, Nicholas W   | 53-08-17-301-093.355-008 | 1599   | 1B              | N  | \$ -                    | \$ -                    | \$ -                           | \$ -                       | \$ 44.17                 | \$ -                     | \$ -                            | \$ 44.17                    | \$ 44.17                             |
| Johnson, Derek A & Emilie S                               | 53-08-17-301-093.356-008 | 1599   | 1B              | N  | \$ -                    | \$ -                    | \$ -                           | \$ -                       | \$ 77.29                 | \$ -                     | \$ -                            | \$ 77.29                    | \$ 77.29                             |
| Williams, Brian M. & Molly Ann                            | 53-08-17-301-093.357-008 | 1599   | 1B              | N  | \$ -                    | \$ -                    | \$ -                           | \$ -                       | \$ 261.13                | \$ -                     | \$ -                            | \$ 261.13                   | \$ 261.13                            |
| Meyer, Joseph A & Dori A                                  | 53-08-18-103-003.358-008 | 1599   | 1B              | N  | \$ -                    | \$ -                    | \$ -                           | \$ -                       | \$ 104.21                | \$ -                     | \$ -                            | \$ 104.21                   | \$ 104.21                            |
| Cullison, Joshua E & Kate Bodack                          | 53-08-18-103-003.359-008 | 1599   | 1B              | N  | \$ -                    | \$ -                    | \$ -                           | \$ -                       | \$ 355.94                | \$ -                     | \$ -                            | \$ 355.94                   | \$ 355.94                            |
| Truong, Hoi Thi   | 53-08-18-103-003.360-008 | 1599   | 1B              | N  | \$ -                    | \$ -                    | \$ -                           | \$ -                       | \$ 145.20                | \$ -                     | \$ -                            | \$ 145.20                   | \$ 145.20                            |
| Patterson, Lawrence D & Nancy N Revocable Trust           | 53-08-18-103-003.361-008 | 1599   | 1B              | N  | \$ -                    | \$ -                    | \$ -                           | \$ -                       | \$ 307.92                | \$ -                     | \$ -                            | \$ 307.92                   | \$ 307.92                            |
| Brashear, Stefanie E & Chad O Heacox                      | 53-08-18-103-003.362-008 | 1599   | 1B              | N  | \$ -                    | \$ -                    | \$ -                           | \$ -                       | \$ 61.15                 | \$ -                     | \$ -                            | \$ 61.15                    | \$ 61.15                             |

# City of Bloomington



## Area #1B: South-West Annexation Area - Circuit Breaker Impacts Analysis

| Owner Name  | Parcel #                 | Waiver | Annexation Area | AG | Pre-Annex 1% CB Credits | Pre-Annex 2% CB Credits | Pre-Annex 65 & Over CB Credits | Pre-Annex Total CB Credits | Post-Annex 1% CB Credits | Post-Annex 2% CB Credits | Post-Annex 65 & Over CB Credits | Post-Annex Total CB Credits | Total Post-Annex CB Credits Increase |
|---|--------------------------|--------|-----------------|----|-------------------------|-------------------------|--------------------------------|----------------------------|--------------------------|--------------------------|---------------------------------|-----------------------------|--------------------------------------|
| Mercado-Alicea, Victor L & Feliciano-Reyes, Adoracion                             | 53-08-18-103-003.363-008 | 1599   | 1B              | N  | \$ -                    | \$ -                    | \$ -                           | \$ -                       | \$ 109.59                | \$ -                     | \$ -                            | \$ 109.59                   | \$ 109.59                            |
| Holguin, Elaina C   | 53-08-17-302-025.000-008 | 1599   | 1B              | N  | \$ -                    | \$ -                    | \$ -                           | \$ -                       | \$ 26.78                 | \$ -                     | \$ -                            | \$ 26.78                    | \$ 26.78                             |
| Damico, Susan; Adams, Grant   | 53-08-17-302-044.000-008 | 1599   | 1B              | N  | \$ -                    | \$ -                    | \$ -                           | \$ -                       | \$ 99.65                 | \$ -                     | \$ -                            | \$ 99.65                    | \$ 99.65                             |
| Wolf, Adam Scott & Mary Frieda White  | 53-08-17-302-028.000-008 | 1599   | 1B              | N  | \$ -                    | \$ -                    | \$ -                           | \$ -                       | \$ 6.08                  | \$ -                     | \$ -                            | \$ 6.08                     | \$ 6.08                              |
| Frank, Colin S  | 53-08-17-302-019.000-008 | 1599   | 1B              | N  | \$ -                    | \$ -                    | \$ -                           | \$ -                       | \$ 80.20                 | \$ -                     | \$ -                            | \$ 80.20                    | \$ 80.20                             |
| McCormick, August Ry  | 53-08-17-302-021.000-008 | 1599   | 1B              | N  | \$ -                    | \$ -                    | \$ -                           | \$ -                       | \$ -                     | \$ 431.24                | \$ -                            | \$ 431.24                   | \$ 431.24                            |
| Jones, Gregory & Jones, Billie E  | 53-08-17-303-011.000-008 | 1599   | 1B              | N  | \$ -                    | \$ -                    | \$ -                           | \$ -                       | \$ -                     | \$ -                     | \$ -                            | \$ -                        | \$ -                                 |
| Henline, Kenneth Vernon & Phillips, Shannon Nicole                                | 53-08-17-303-003.000-008 | 1599   | 1B              | N  | \$ -                    | \$ -                    | \$ -                           | \$ -                       | \$ -                     | \$ -                     | \$ -                            | \$ -                        | \$ -                                 |
| Hladky, Michael P   | 53-08-17-303-004.000-008 | 1599   | 1B              | N  | \$ -                    | \$ -                    | \$ -                           | \$ -                       | \$ -                     | \$ -                     | \$ -                            | \$ -                        | \$ -                                 |
| Daley, James S  | 53-08-17-303-008.000-008 | 1599   | 1B              | N  | \$ -                    | \$ -                    | \$ -                           | \$ -                       | \$ 52.46                 | \$ -                     | \$ -                            | \$ 52.46                    | \$ 52.46                             |
| Azizi, Farzad; Jallal, Sara J; Mehrpoor, Manizha & Qasim                          | 53-08-17-303-013.000-008 | 1599   | 1B              | N  | \$ -                    | \$ -                    | \$ -                           | \$ -                       | \$ 118.71                | \$ -                     | \$ -                            | \$ 118.71                   | \$ 118.71                            |
| Lawson, Heather E   | 53-08-17-303-017.000-008 | 1599   | 1B              | N  | \$ -                    | \$ -                    | \$ -                           | \$ -                       | \$ 71.09                 | \$ -                     | \$ -                            | \$ 71.09                    | \$ 71.09                             |
| Pacheco Family Trust  | 53-08-17-303-022.000-008 | 1599   | 1B              | N  | \$ -                    | \$ -                    | \$ -                           | \$ -                       | \$ -                     | \$ -                     | \$ -                            | \$ -                        | \$ -                                 |
| She, Wenlin   | 53-08-17-303-021.000-008 | 1599   | 1B              | N  | \$ -                    | \$ -                    | \$ -                           | \$ -                       | \$ -                     | \$ -                     | \$ -                            | \$ -                        | \$ -                                 |
| Crohn, Trent A  | 53-08-17-303-012.000-008 | 1599   | 1B              | N  | \$ -                    | \$ -                    | \$ -                           | \$ -                       | \$ 11.89                 | \$ -                     | \$ -                            | \$ 11.89                    | \$ 11.89                             |
| Barnes, Jeremy P & Roxie L  | 53-08-17-302-020.000-008 | 1599   | 1B              | N  | \$ -                    | \$ -                    | \$ -                           | \$ -                       | \$ -                     | \$ -                     | \$ -                            | \$ -                        | \$ -                                 |
| Mannix, Alice N   | 53-08-17-302-032.000-008 | 1599   | 1B              | N  | \$ -                    | \$ -                    | \$ -                           | \$ -                       | \$ -                     | \$ 326.91                | \$ -                            | \$ 326.91                   | \$ 326.91                            |
| Cadwell, William Tyler  | 53-08-17-302-031.000-008 | 1599   | 1B              | N  | \$ -                    | \$ -                    | \$ -                           | \$ -                       | \$ -                     | \$ -                     | \$ -                            | \$ -                        | \$ -                                 |
| Steury, Lores Tyler & Lauren  | 53-08-17-302-045.000-008 | 1599   | 1B              | N  | \$ -                    | \$ -                    | \$ -                           | \$ -                       | \$ -                     | \$ -                     | \$ -                            | \$ -                        | \$ -                                 |
| Kreigh, Joshua  | 53-08-17-302-022.000-008 | 1599   | 1B              | N  | \$ -                    | \$ -                    | \$ -                           | \$ -                       | \$ -                     | \$ -                     | \$ -                            | \$ -                        | \$ -                                 |
| Kress, Don E & Brittany J   | 53-08-17-302-009.000-008 | 1599   | 1B              | N  | \$ -                    | \$ -                    | \$ -                           | \$ -                       | \$ 2.35                  | \$ -                     | \$ -                            | \$ 2.35                     | \$ 2.35                              |
| Feller, Kory M & Kaaryn C   | 53-08-17-302-027.000-008 | 1599   | 1B              | N  | \$ -                    | \$ -                    | \$ -                           | \$ -                       | \$ 151.41                | \$ -                     | \$ -                            | \$ 151.41                   | \$ 151.41                            |
| Patterson, Alexander & Tasha Renee Hoover   | 53-08-17-302-018.000-008 | 1599   | 1B              | N  | \$ -                    | \$ -                    | \$ -                           | \$ -                       | \$ 103.80                | \$ -                     | \$ -                            | \$ 103.80                   | \$ 103.80                            |
| Root, John E & Jennifer L May   | 53-08-18-103-003.364-008 | 1599   | 1B              | N  | \$ -                    | \$ -                    | \$ -                           | \$ -                       | \$ 405.62                | \$ -                     | \$ -                            | \$ 405.62                   | \$ 405.62                            |
| Wesemann, Beverly A & Stogsdill, Tara D & Wesemann, Tad L & Wesemann, Tod S       | 53-08-17-100-011.000-008 |        | 1B              | N  | \$ -                    | \$ -                    | \$ -                           | \$ -                       | \$ 119.94                | \$ -                     | \$ -                            | \$ 119.94                   | \$ 119.94                            |
| Wesemann, Tad L   | 53-08-17-100-008.000-008 | 1545   | 1B              | N  | \$ -                    | \$ -                    | \$ -                           | \$ -                       | \$ -                     | \$ 266.21                | \$ -                            | \$ 266.21                   | \$ 266.21                            |
| Hallal, Patricia A.   | 53-08-17-110-008.000-008 |        | 1B              | N  | \$ -                    | \$ -                    | \$ -                           | \$ -                       | \$ -                     | \$ 212.25                | \$ -                            | \$ 212.25                   | \$ 212.25                            |
| Howard, Stewart J   | 53-08-17-103-008.000-008 |        | 1B              | N  | \$ -                    | \$ -                    | \$ -                           | \$ -                       | \$ 80.20                 | \$ -                     | \$ -                            | \$ 80.20                    | \$ 80.20                             |
| Pelican Property Services LLC   | 53-08-17-402-004.000-008 | 1214   | 1B              | N  | \$ -                    | \$ -                    | \$ -                           | \$ -                       | \$ -                     | \$ 281.38                | \$ -                            | \$ 281.38                   | \$ 281.38                            |
| Hardin, Stephen E; Hardin, Rickey L; Hardin, Timothy J; & Briles, Melvina S & W/L | 53-08-17-200-002.000-008 |        | 1B              | N  | \$ -                    | \$ -                    | \$ -                           | \$ -                       | \$ -                     | \$ -                     | \$ -                            | \$ -                        | \$ -                                 |
| Clay, Danny Mack  | 53-08-17-400-025.000-008 |        | 1B              | N  | \$ -                    | \$ -                    | \$ -                           | \$ -                       | \$ -                     | \$ -                     | \$ -                            | \$ -                        | \$ -                                 |
| Robinson, Christine L; Al-Hamad, Catherine; Swinehart, Charles Andrew; Zhang, Xur | 53-08-17-407-010.000-008 | 1210   | 1B              | N  | \$ -                    | \$ -                    | \$ -                           | \$ -                       | \$ -                     | \$ 164.40                | \$ -                            | \$ 164.40                   | \$ 164.40                            |
| Sharp, Thomas W & Kathleen Y  | 53-01-43-638-000.000-008 |        | 1B              | N  | \$ -                    | \$ -                    | \$ -                           | \$ -                       | \$ -                     | \$ 673.00                | \$ -                            | \$ 673.00                   | \$ 673.00                            |
| Gilday, Erica M   | 53-08-17-103-001.000-008 |        | 1B              | N  | \$ -                    | \$ -                    | \$ -                           | \$ -                       | \$ 4.43                  | \$ -                     | \$ -                            | \$ 4.43                     | \$ 4.43                              |
| McClintock, C Donald; Todd, Sherry; LaBarr, Debra J                               | 53-01-42-336-000.000-008 |        | 1B              | N  | \$ -                    | \$ -                    | \$ 173.00                      | \$ 173.00                  | \$ -                     | \$ -                     | \$ 708.76                       | \$ 708.76                   | \$ 535.76                            |
| Taylor, John Gillman  | 53-08-17-102-079.000-008 |        | 1B              | N  | \$ -                    | \$ -                    | \$ -                           | \$ -                       | \$ -                     | \$ -                     | \$ -                            | \$ -                        | \$ -                                 |
| McCoy-Lawrence, Sherrilyn M   | 53-08-17-407-046.000-008 |        | 1B              | N  | \$ -                    | \$ -                    | \$ -                           | \$ -                       | \$ -                     | \$ -                     | \$ -                            | \$ -                        | \$ -                                 |
| Webb, Leslie Dale & Elsie Marie Revocable Trusts                                  | 53-08-17-102-066.000-008 | 1109   | 1B              | N  | \$ -                    | \$ -                    | \$ -                           | \$ -                       | \$ -                     | \$ 235.22                | \$ -                            | \$ 235.22                   | \$ 235.22                            |

# City of Bloomington

## Area #1B: South-West Annexation Area - Circuit Breaker Impacts Analysis



| Owner Name   | Parcel #                 | Waiver | Annexation Area | AG | Pre-Annex 1% CB Credits | Pre-Annex 2% CB Credits | Pre-Annex 65 & Over CB Credits | Pre-Annex Total CB Credits | Post-Annex 1% CB Credits | Post-Annex 2% CB Credits | Post-Annex 65 & Over CB Credits | Post-Annex Total CB Credits | Total Post-Annex CB Credits Increase |
|--|--------------------------|--------|-----------------|----|-------------------------|-------------------------|--------------------------------|----------------------------|--------------------------|--------------------------|---------------------------------|-----------------------------|--------------------------------------|
| Peneff, Alexis Rae   | 53-08-17-102-006.000-008 |        | 1B              | N  | \$ -                    | \$ -                    | \$ -                           | \$ -                       | \$ -                     | \$ -                     | \$ -                            | \$ -                        | \$ -                                 |
| Carter, Stephen M & Rebecca A                              | 53-08-17-204-007.000-008 |        | 1B              | N  | \$ -                    | \$ -                    | \$ -                           | \$ -                       | \$ -                     | \$ -                     | \$ -                            | \$ -                        | \$ -                                 |
| Dugan, Tyler G & Kristen A                                 | 53-08-17-301-093.365-008 | 1599   | 1B              | N  | \$ -                    | \$ -                    | \$ -                           | \$ -                       | \$ -                     | \$ -                     | \$ -                            | \$ -                        | \$ -                                 |
| Spoolstra, Evan & Christine                                | 53-08-17-301-093.366-008 | 1599   | 1B              | N  | \$ -                    | \$ -                    | \$ -                           | \$ -                       | \$ 401.90                | \$ -                     | \$ -                            | \$ 401.90                   | \$ 401.90                            |
| Lynam, Daniel A & Megan A                                  | 53-08-17-301-093.367-008 | 1599   | 1B              | N  | \$ -                    | \$ -                    | \$ -                           | \$ -                       | \$ 284.30                | \$ -                     | \$ -                            | \$ 284.30                   | \$ 284.30                            |
| Dutcher, Daniel J; Williams, Aubrey A; Williams, Kenneth R | 53-08-17-301-093.368-008 | 1599   | 1B              | N  | \$ -                    | \$ -                    | \$ -                           | \$ -                       | \$ -                     | \$ -                     | \$ -                            | \$ -                        | \$ -                                 |
| Dean, Norman S   | 53-08-17-301-093.369-008 | 1599   | 1B              | N  | \$ -                    | \$ -                    | \$ -                           | \$ -                       | \$ 107.10                | \$ -                     | \$ -                            | \$ 107.10                   | \$ 107.10                            |
| Moreno, Ricardo J & Soto, Jessica                          | 53-08-17-301-093.370-008 | 1599   | 1B              | N  | \$ -                    | \$ -                    | \$ -                           | \$ -                       | \$ 338.97                | \$ -                     | \$ -                            | \$ 338.97                   | \$ 338.97                            |
| Lindsey, Anthony R   | 53-08-17-301-093.371-008 | 1599   | 1B              | N  | \$ -                    | \$ -                    | \$ -                           | \$ -                       | \$ 445.79                | \$ -                     | \$ -                            | \$ 445.79                   | \$ 445.79                            |
| Michael, Scott A & Rhonda L                                | 53-08-17-301-093.372-008 | 1599   | 1B              | N  | \$ -                    | \$ -                    | \$ -                           | \$ -                       | \$ 236.71                | \$ -                     | \$ -                            | \$ 236.71                   | \$ 236.71                            |
| Miller, Ryan E   | 53-08-17-301-093.373-008 | 1599   | 1B              | N  | \$ -                    | \$ -                    | \$ -                           | \$ -                       | \$ 304.64                | \$ -                     | \$ -                            | \$ 304.64                   | \$ 304.64                            |
| Wolf, George W & Kathleen A                                | 53-08-17-301-093.374-008 | 1599   | 1B              | N  | \$ -                    | \$ -                    | \$ -                           | \$ -                       | \$ 505.41                | \$ -                     | \$ -                            | \$ 505.41                   | \$ 505.41                            |
| Allen, Craig W & Susan                                     | 53-08-17-301-093.375-008 | 1599   | 1B              | N  | \$ -                    | \$ -                    | \$ -                           | \$ -                       | \$ 101.31                | \$ -                     | \$ -                            | \$ 101.31                   | \$ 101.31                            |
| Beymer, Lisa M & Jason A                                   | 53-08-17-301-093.376-008 | 1599   | 1B              | N  | \$ -                    | \$ -                    | \$ -                           | \$ -                       | \$ 335.24                | \$ -                     | \$ -                            | \$ 335.24                   | \$ 335.24                            |
| Beitvashahi, Ameer & Isabella R                            | 53-08-17-301-093.323-008 | 1599   | 1B              | N  | \$ -                    | \$ -                    | \$ -                           | \$ -                       | \$ 412.65                | \$ -                     | \$ -                            | \$ 412.65                   | \$ 412.65                            |
| Stevenson, Bradley; Webb, Sherry Lynn                      | 53-08-17-301-093.322-008 | 1599   | 1B              | N  | \$ -                    | \$ -                    | \$ -                           | \$ -                       | \$ -                     | \$ -                     | \$ -                            | \$ -                        | \$ -                                 |
| Highlands Homeowners Association Inc                       | 53-01-41-709-950.000-008 | 1599   | 1B              | N  | \$ -                    | \$ -                    | \$ -                           | \$ -                       | \$ -                     | \$ -                     | \$ -                            | \$ -                        | \$ -                                 |
| Highlands Homeowners Association Inc                       | 53-01-41-709-951.000-008 | 1599   | 1B              | N  | \$ -                    | \$ -                    | \$ -                           | \$ -                       | \$ -                     | \$ -                     | \$ -                            | \$ -                        | \$ -                                 |
| Highlands Homeowners Association Inc                       | 53-01-41-709-952.000-008 | 1599   | 1B              | N  | \$ -                    | \$ -                    | \$ -                           | \$ -                       | \$ -                     | \$ -                     | \$ -                            | \$ -                        | \$ -                                 |
| New Richland 1 Inc   | 53-01-41-710-500.000-008 | 1599   | 1B              | N  | \$ -                    | \$ -                    | \$ -                           | \$ -                       | \$ -                     | \$ -                     | \$ -                            | \$ -                        | \$ -                                 |
| City Of Bloomington Pks &                                  | 53-08-18-103-002.000-008 | 1599   | 1B              | N  | \$ -                    | \$ -                    | \$ -                           | \$ -                       | \$ -                     | \$ -                     | \$ -                            | \$ -                        | \$ -                                 |
| City of Bloomington, Indiana                               | 53-08-18-103-001.000-008 | 1599   | 1B              | N  | \$ -                    | \$ -                    | \$ -                           | \$ -                       | \$ -                     | \$ -                     | \$ -                            | \$ -                        | \$ -                                 |
| New Richland 2 Inc   | 53-01-41-717-000.000-008 | 1599   | 1B              | N  | \$ -                    | \$ -                    | \$ -                           | \$ -                       | \$ -                     | \$ -                     | \$ -                            | \$ -                        | \$ -                                 |
| Boling, Todd & Beth  | 53-08-17-301-017.000-008 | 2169   | 1B              | N  | \$ -                    | \$ -                    | \$ -                           | \$ -                       | \$ -                     | \$ -                     | \$ -                            | \$ -                        | \$ -                                 |
| Gummere, Angela J & Daniel S                               | 53-08-17-302-033.000-008 | 1599   | 1B              | N  | \$ -                    | \$ -                    | \$ -                           | \$ -                       | \$ 73.56                 | \$ -                     | \$ -                            | \$ 73.56                    | \$ 73.56                             |
| Dowd, Ryan   | 53-08-17-302-056.000-008 | 1599   | 1B              | N  | \$ -                    | \$ -                    | \$ -                           | \$ -                       | \$ 64.47                 | \$ -                     | \$ -                            | \$ 64.47                    | \$ 64.47                             |
| Beitvashahi, Terrick                                       | 53-08-17-302-034.000-008 | 1599   | 1B              | N  | \$ -                    | \$ -                    | \$ -                           | \$ -                       | \$ 124.50                | \$ -                     | \$ -                            | \$ 124.50                   | \$ 124.50                            |
| Casillas, Maria L  | 53-08-17-302-057.000-008 | 1599   | 1B              | N  | \$ -                    | \$ -                    | \$ -                           | \$ -                       | \$ -                     | \$ -                     | \$ -                            | \$ -                        | \$ -                                 |
| Happy Herron Homes LLC                                     | 53-08-17-302-046.000-008 | 1599   | 1B              | N  | \$ -                    | \$ -                    | \$ -                           | \$ -                       | \$ -                     | \$ -                     | \$ -                            | \$ -                        | \$ -                                 |
| Fisher, Jennifer S   | 53-08-17-302-058.000-008 | 1599   | 1B              | N  | \$ -                    | \$ -                    | \$ -                           | \$ -                       | \$ 54.52                 | \$ -                     | \$ -                            | \$ 54.52                    | \$ 54.52                             |
| Thompson, Anthony Q & Lori A                               | 53-08-17-302-059.000-008 | 1599   | 1B              | N  | \$ -                    | \$ -                    | \$ -                           | \$ -                       | \$ -                     | \$ 412.69                | \$ -                            | \$ 412.69                   | \$ 412.69                            |
| Eades, Lisa  | 53-08-17-303-016.000-008 | 1599   | 1B              | N  | \$ -                    | \$ -                    | \$ -                           | \$ -                       | \$ -                     | \$ -                     | \$ -                            | \$ -                        | \$ -                                 |
| Westcott, Robert M & Westcott, Janas Hoyt                  | 53-08-17-303-018.000-008 | 1599   | 1B              | N  | \$ -                    | \$ -                    | \$ -                           | \$ -                       | \$ 39.62                 | \$ -                     | \$ -                            | \$ 39.62                    | \$ 39.62                             |
| Edwards, Michael A   | 53-08-17-303-025.000-008 | 1599   | 1B              | N  | \$ -                    | \$ -                    | \$ -                           | \$ -                       | \$ 173.35                | \$ -                     | \$ -                            | \$ 173.35                   | \$ 173.35                            |
| Riendeau, Danielle & Lucas, Stephen E                      | 53-08-17-303-026.000-008 | 1599   | 1B              | N  | \$ -                    | \$ -                    | \$ -                           | \$ -                       | \$ 58.25                 | \$ -                     | \$ -                            | \$ 58.25                    | \$ 58.25                             |
| Sims, Melanie V  | 53-08-17-303-024.000-008 | 1599   | 1B              | N  | \$ -                    | \$ -                    | \$ -                           | \$ -                       | \$ 47.49                 | \$ -                     | \$ -                            | \$ 47.49                    | \$ 47.49                             |
| Matlock, Marycarole  | 53-08-17-303-020.000-008 | 1599   | 1B              | N  | \$ -                    | \$ -                    | \$ -                           | \$ -                       | \$ -                     | \$ -                     | \$ -                            | \$ -                        | \$ -                                 |
| CPW Properties LLC   | 53-01-41-709-404.000-008 | 1447   | 1B              | N  | \$ -                    | \$ -                    | \$ -                           | \$ -                       | \$ -                     | \$ 296.98                | \$ -                            | \$ 296.98                   | \$ 296.98                            |
| CPW Properties LLC   | 53-01-41-709-405.000-008 | 1447   | 1B              | N  | \$ -                    | \$ -                    | \$ -                           | \$ -                       | \$ -                     | \$ 297.61                | \$ -                            | \$ 297.61                   | \$ 297.61                            |
| CPW Properties LLC   | 53-01-41-709-406.000-008 | 1447   | 1B              | N  | \$ -                    | \$ -                    | \$ -                           | \$ -                       | \$ -                     | \$ 348.41                | \$ -                            | \$ 348.41                   | \$ 348.41                            |
| Miller, Bonita   | 53-01-41-709-407.000-008 | 1447   | 1B              | N  | \$ -                    | \$ -                    | \$ -                           | \$ -                       | \$ -                     | \$ -                     | \$ -                            | \$ -                        | \$ -                                 |
| CPW Properties LLC   | 53-01-41-709-408.000-008 | 1447   | 1B              | N  | \$ -                    | \$ -                    | \$ -                           | \$ -                       | \$ -                     | \$ 348.41                | \$ -                            | \$ 348.41                   | \$ 348.41                            |
| Yaggi, Andrew P & Kimberly R                               | 53-01-41-709-409.000-008 | 1447   | 1B              | N  | \$ -                    | \$ -                    | \$ -                           | \$ -                       | \$ -                     | \$ -                     | \$ -                            | \$ -                        | \$ -                                 |
| Hepfer, Dale A & Hepfer, Jerri M                           | 53-08-17-102-072.000-008 | 1033   | 1B              | N  | \$ -                    | \$ -                    | \$ -                           | \$ -                       | \$ -                     | \$ -                     | \$ -                            | \$ -                        | \$ -                                 |

# City of Bloomington



## Area #1B: South-West Annexation Area - Circuit Breaker Impacts Analysis

| Owner Name   | Parcel #                 | Waiver | Annexation Area | AG | Pre-Annex 1% CB Credits | Pre-Annex 2% CB Credits | Pre-Annex 65 & Over CB Credits | Pre-Annex Total CB Credits | Post-Annex 1% CB Credits | Post-Annex 2% CB Credits | Post-Annex 65 & Over CB Credits | Post-Annex Total CB Credits | Total Post-Annex CB Credits Increase |
|--|--------------------------|--------|-----------------|----|-------------------------|-------------------------|--------------------------------|----------------------------|--------------------------|--------------------------|---------------------------------|-----------------------------|--------------------------------------|
| Hesler, William E & Margaret E                       | 53-08-17-110-007.000-008 |        | 1B              | N  | \$ -                    | \$ -                    | \$ 659.00                      | \$ 659.00                  | \$ -                     | \$ -                     | \$ -                            | \$ -                        | \$ (659.00)                          |
| Deatrick, Christian E; Deatrick, Jeffrey L           | 53-08-17-102-040.000-008 |        | 1B              | N  | \$ -                    | \$ -                    | \$ -                           | \$ -                       | \$ -                     | \$ -                     | \$ -                            | \$ -                        | \$ -                                 |
| Kieffaber, Gary L                                    | 53-08-20-400-051.000-008 | 2372   | 1B              | N  | \$ -                    | \$ -                    | \$ -                           | \$ -                       | \$ -                     | \$ -                     | \$ -                            | \$ -                        | \$ -                                 |
| Kieffaber, Gary L                                    | 53-08-20-400-050.000-008 |        | 1B              | N  | \$ -                    | \$ -                    | \$ -                           | \$ -                       | \$ -                     | \$ 143.33                | \$ -                            | \$ 143.33                   | \$ 143.33                            |
| Wilson, William A Jr                                 | 53-08-17-102-031.000-008 |        | 1B              | N  | \$ -                    | \$ -                    | \$ -                           | \$ -                       | \$ -                     | \$ 299.30                | \$ -                            | \$ 299.30                   | \$ 299.30                            |
| Dale, Adam J & Robinson, Ella F                      | 53-08-17-102-010.000-008 |        | 1B              | N  | \$ -                    | \$ -                    | \$ -                           | \$ -                       | \$ -                     | \$ -                     | \$ -                            | \$ -                        | \$ -                                 |
| Craven, Carl R & Kirstin L                           | 53-08-17-102-037.000-008 |        | 1B              | N  | \$ -                    | \$ -                    | \$ -                           | \$ -                       | \$ -                     | \$ -                     | \$ -                            | \$ -                        | \$ -                                 |
| Kurtzhals, Geory                                     | 53-08-17-102-022.000-008 |        | 1B              | N  | \$ -                    | \$ -                    | \$ -                           | \$ -                       | \$ -                     | \$ -                     | \$ -                            | \$ -                        | \$ -                                 |
| Carter, Shirley                                      | 53-08-17-102-012.000-008 |        | 1B              | N  | \$ -                    | \$ -                    | \$ -                           | \$ -                       | \$ -                     | \$ -                     | \$ -                            | \$ -                        | \$ -                                 |
| Abernathy, Anna Grace & Larry Jay III                | 53-08-17-102-013.000-008 | 1189   | 1B              | N  | \$ -                    | \$ -                    | \$ -                           | \$ -                       | \$ -                     | \$ -                     | \$ -                            | \$ -                        | \$ -                                 |
| Ross-ridge, Lois & Walter A Ridge                    | 53-08-17-102-015.000-008 |        | 1B              | N  | \$ -                    | \$ -                    | \$ -                           | \$ -                       | \$ -                     | \$ -                     | \$ -                            | \$ -                        | \$ -                                 |
| Harris, William E. Jr. & Cynthia M.                  | 53-08-17-204-005.000-008 |        | 1B              | N  | \$ -                    | \$ -                    | \$ -                           | \$ -                       | \$ -                     | \$ -                     | \$ -                            | \$ -                        | \$ -                                 |
| Blackwell, Mark P & Schelm, Vivian J                 | 53-08-17-103-007.000-008 |        | 1B              | N  | \$ -                    | \$ -                    | \$ 357.00                      | \$ 357.00                  | \$ -                     | \$ -                     | \$ 1,002.58                     | \$ 1,002.58                 | \$ 645.58                            |
| City of Bloomington, Indiana                         | 53-01-41-717-002.000-008 |        | 1B              | N  | \$ -                    | \$ -                    | \$ -                           | \$ -                       | \$ -                     | \$ -                     | \$ -                            | \$ -                        | \$ -                                 |
| Blair, Carol Ann                                     | 53-01-41-709-410.000-008 | 1447   | 1B              | N  | \$ -                    | \$ -                    | \$ -                           | \$ -                       | \$ -                     | \$ -                     | \$ -                            | \$ -                        | \$ -                                 |
| CPW Properties LLC                                   | 53-01-41-709-411.000-008 | 1447   | 1B              | N  | \$ -                    | \$ -                    | \$ -                           | \$ -                       | \$ -                     | \$ 296.98                | \$ -                            | \$ 296.98                   | \$ 296.98                            |
| Polucha, Frank; Martin-Polucha, Marie R              | 53-01-41-709-412.000-008 | 1447   | 1B              | N  | \$ -                    | \$ -                    | \$ -                           | \$ -                       | \$ -                     | \$ -                     | \$ -                            | \$ -                        | \$ -                                 |
| Bevers, Shiloh R                                     | 53-01-41-709-413.000-008 | 1447   | 1B              | N  | \$ -                    | \$ -                    | \$ -                           | \$ -                       | \$ -                     | \$ -                     | \$ -                            | \$ -                        | \$ -                                 |
| Obrenski, James & Wendy Rae                          | 53-01-41-709-414.000-008 | 1447   | 1B              | N  | \$ -                    | \$ -                    | \$ -                           | \$ -                       | \$ -                     | \$ -                     | \$ -                            | \$ -                        | \$ -                                 |
| Smith, Misty B                                       | 53-01-41-709-415.000-008 | 1447   | 1B              | N  | \$ -                    | \$ -                    | \$ -                           | \$ -                       | \$ -                     | \$ -                     | \$ -                            | \$ -                        | \$ -                                 |
| Moore, Brian E & Carla S                             | 53-01-41-717-003.000-008 | 2169   | 1B              | N  | \$ -                    | \$ -                    | \$ -                           | \$ -                       | \$ -                     | \$ -                     | \$ -                            | \$ -                        | \$ -                                 |
| New Richland 1 Inc                                   | 53-08-18-200-204.010-008 | 1599   | 1B              | N  | \$ -                    | \$ -                    | \$ -                           | \$ -                       | \$ -                     | \$ -                     | \$ -                            | \$ -                        | \$ -                                 |
| New Richland 2 Inc                                   | 53-08-17-100-102.020-008 | 1599   | 1B              | N  | \$ -                    | \$ -                    | \$ -                           | \$ -                       | \$ -                     | \$ -                     | \$ -                            | \$ -                        | \$ -                                 |
| Range View and Wickens LLC                           | 53-08-17-100-102.030-008 | 1599   | 1B              | N  | \$ -                    | \$ -                    | \$ -                           | \$ -                       | \$ -                     | \$ -                     | \$ -                            | \$ -                        | \$ -                                 |
| Range View and Wickens LLC                           | 53-08-18-200-204.098-008 | 1599   | 1B              | N  | \$ -                    | \$ -                    | \$ -                           | \$ -                       | \$ -                     | \$ -                     | \$ -                            | \$ -                        | \$ -                                 |
| Range View and Wickens LLC                           | 53-08-17-100-102.099-008 | 1599   | 1B              | N  | \$ -                    | \$ -                    | \$ -                           | \$ -                       | \$ -                     | \$ -                     | \$ -                            | \$ -                        | \$ -                                 |
| Tondel, Grazyna M                                    | 53-01-41-709-416.000-008 | 1447   | 1B              | N  | \$ -                    | \$ -                    | \$ -                           | \$ -                       | \$ -                     | \$ -                     | \$ -                            | \$ -                        | \$ -                                 |
| Helfrich, Linda F                                    | 53-01-41-709-417.000-008 | 1447   | 1B              | N  | \$ -                    | \$ -                    | \$ -                           | \$ -                       | \$ -                     | \$ -                     | \$ -                            | \$ -                        | \$ -                                 |
| Wu, Peter K  | 53-01-41-709-418.000-008 | 1447   | 1B              | N  | \$ -                    | \$ -                    | \$ -                           | \$ -                       | \$ -                     | \$ -                     | \$ -                            | \$ -                        | \$ -                                 |
| Kruszynski, Trisha M                                 | 53-01-41-709-419.000-008 | 1447   | 1B              | N  | \$ -                    | \$ -                    | \$ -                           | \$ -                       | \$ -                     | \$ -                     | \$ -                            | \$ -                        | \$ -                                 |
| Armes, Megan C & Matthew                             | 53-01-41-709-420.000-008 | 1447   | 1B              | N  | \$ -                    | \$ -                    | \$ -                           | \$ -                       | \$ -                     | \$ -                     | \$ -                            | \$ -                        | \$ -                                 |
| Willey, Teri F                                       | 53-01-41-709-421.000-008 | 1447   | 1B              | N  | \$ -                    | \$ -                    | \$ -                           | \$ -                       | \$ -                     | \$ 331.12                | \$ -                            | \$ 331.12                   | \$ 331.12                            |
| Holland, Bryan M                                     | 53-01-41-709-422.000-008 | 1447   | 1B              | N  | \$ -                    | \$ -                    | \$ -                           | \$ -                       | \$ -                     | \$ -                     | \$ -                            | \$ -                        | \$ -                                 |
| Stokes, Thomas W & Susan K Lewis Stokes              | 53-01-41-709-423.000-008 | 1447   | 1B              | N  | \$ -                    | \$ -                    | \$ -                           | \$ -                       | \$ -                     | \$ -                     | \$ -                            | \$ -                        | \$ -                                 |
| Capio, Roy M. & Jonnamarie W. Revocable Living Trust | 53-01-41-709-424.000-008 | 1447   | 1B              | N  | \$ -                    | \$ -                    | \$ -                           | \$ -                       | \$ -                     | \$ 358.74                | \$ -                            | \$ 358.74                   | \$ 358.74                            |
| McKay, Clinton D                                     | 53-01-41-709-425.000-008 | 1447   | 1B              | N  | \$ -                    | \$ -                    | \$ -                           | \$ -                       | \$ 23.07                 | \$ -                     | \$ -                            | \$ 23.07                    | \$ 23.07                             |
| Desmond, Vincent E & Kristine A                      | 53-01-41-709-426.000-008 | 1447   | 1B              | N  | \$ -                    | \$ -                    | \$ -                           | \$ -                       | \$ -                     | \$ -                     | \$ -                            | \$ -                        | \$ -                                 |
| Kelmer, Michele                                      | 53-01-41-709-427.000-008 | 1447   | 1B              | N  | \$ -                    | \$ -                    | \$ -                           | \$ -                       | \$ -                     | \$ 256.97                | \$ -                            | \$ 256.97                   | \$ 256.97                            |
| Roth, Benjamin L                                     | 53-01-41-709-428.000-008 | 1447   | 1B              | N  | \$ -                    | \$ -                    | \$ -                           | \$ -                       | \$ 4.01                  | \$ -                     | \$ -                            | \$ 4.01                     | \$ 4.01                              |
| Boone, Ben L   | 53-01-41-709-429.000-008 | 1447   | 1B              | N  | \$ -                    | \$ -                    | \$ -                           | \$ -                       | \$ -                     | \$ -                     | \$ -                            | \$ -                        | \$ -                                 |
| Clayton, Kerri L & Kerrick, Phyllis J                | 53-01-41-709-430.000-008 | 1447   | 1B              | N  | \$ -                    | \$ -                    | \$ 599.00                      | \$ 599.00                  | \$ -                     | \$ -                     | \$ -                            | \$ -                        | \$ (599.00)                          |
| Weisheit, Shelia Y                                   | 53-01-41-709-432.000-008 | 1447   | 1B              | N  | \$ -                    | \$ -                    | \$ -                           | \$ -                       | \$ -                     | \$ -                     | \$ -                            | \$ -                        | \$ -                                 |
| Hauk, Lawrence L                                     | 53-08-17-100-042.000-008 |        | 1B              | N  | \$ -                    | \$ -                    | \$ -                           | \$ -                       | \$ -                     | \$ -                     | \$ -                            | \$ -                        | \$ -                                 |
| Daniel, Dianna L                                     | 53-08-17-104-005.000-008 | 1311   | 1B              | N  | \$ -                    | \$ -                    | \$ -                           | \$ -                       | \$ -                     | \$ -                     | \$ -                            | \$ -                        | \$ -                                 |
| CPW Properties LLC                                   | 53-01-41-709-468.000-008 | 1447   | 1B              | N  | \$ -                    | \$ -                    | \$ -                           | \$ -                       | \$ -                     | \$ 354.73                | \$ -                            | \$ 354.73                   | \$ 354.73                            |

# City of Bloomington

## Area #1B: South-West Annexation Area - Circuit Breaker Impacts Analysis



| Owner Name  | Parcel #                 | Waiver | Annexation Area | AG | Pre-Annex 1% CB Credits | Pre-Annex 2% CB Credits | Pre-Annex 65 & Over CB Credits | Pre-Annex Total CB Credits | Post-Annex 1% CB Credits | Post-Annex 2% CB Credits | Post-Annex 65 & Over CB Credits | Post-Annex Total CB Credits | Total Post-Annex CB Credits Increase |
|---|--------------------------|--------|-----------------|----|-------------------------|-------------------------|--------------------------------|----------------------------|--------------------------|--------------------------|---------------------------------|-----------------------------|--------------------------------------|
| Cramer Real Estate, LLC   | 53-01-41-709-469.000-008 | 1447   | 1B              | N  | \$ -                    | \$ -                    | \$ -                           | \$ -                       | \$ -                     | \$ 354.73                | \$ -                            | \$ 354.73                   | \$ 354.73                            |
| Cramer Real Estate, LLC   | 53-01-41-709-470.000-008 | 1447   | 1B              | N  | \$ -                    | \$ -                    | \$ -                           | \$ -                       | \$ -                     | \$ 354.73                | \$ -                            | \$ 354.73                   | \$ 354.73                            |
| CPW Properties LLC  | 53-01-41-709-471.000-008 | 1447   | 1B              | N  | \$ -                    | \$ -                    | \$ -                           | \$ -                       | \$ -                     | \$ 296.98                | \$ -                            | \$ 296.98                   | \$ 296.98                            |
| CPW Properties LLC  | 53-01-41-709-472.000-008 | 1447   | 1B              | N  | \$ -                    | \$ -                    | \$ -                           | \$ -                       | \$ -                     | \$ 296.98                | \$ -                            | \$ 296.98                   | \$ 296.98                            |
| CPW Properties, LLC   | 53-01-41-709-473.000-008 | 1447   | 1B              | N  | \$ -                    | \$ -                    | \$ -                           | \$ -                       | \$ -                     | \$ 296.98                | \$ -                            | \$ 296.98                   | \$ 296.98                            |
| CPW Properties LLC  | 53-01-41-709-474.000-008 | 1447   | 1B              | N  | \$ -                    | \$ -                    | \$ -                           | \$ -                       | \$ -                     | \$ 307.52                | \$ -                            | \$ 307.52                   | \$ 307.52                            |
| CPW Properties LLC  | 53-01-41-709-475.000-008 | 1447   | 1B              | N  | \$ -                    | \$ -                    | \$ -                           | \$ -                       | \$ -                     | \$ 354.73                | \$ -                            | \$ 354.73                   | \$ 354.73                            |
| CPW Properties LLC  | 53-01-41-709-476.000-008 | 1447   | 1B              | N  | \$ -                    | \$ -                    | \$ -                           | \$ -                       | \$ -                     | \$ 349.46                | \$ -                            | \$ 349.46                   | \$ 349.46                            |
| CPW Properties LLC  | 53-01-41-709-477.000-008 | 1447   | 1B              | N  | \$ -                    | \$ -                    | \$ -                           | \$ -                       | \$ -                     | \$ 354.73                | \$ -                            | \$ 354.73                   | \$ 354.73                            |
| CPW Properties LLC  | 53-01-41-709-478.000-008 | 1447   | 1B              | N  | \$ -                    | \$ -                    | \$ -                           | \$ -                       | \$ -                     | \$ 354.73                | \$ -                            | \$ 354.73                   | \$ 354.73                            |
| CPW Properties LLC  | 53-01-41-709-479.000-008 | 1447   | 1B              | N  | \$ -                    | \$ -                    | \$ -                           | \$ -                       | \$ -                     | \$ 354.73                | \$ -                            | \$ 354.73                   | \$ 354.73                            |
| CPW Properties LLC  | 53-01-41-709-480.000-008 | 1447   | 1B              | N  | \$ -                    | \$ -                    | \$ -                           | \$ -                       | \$ -                     | \$ 354.73                | \$ -                            | \$ 354.73                   | \$ 354.73                            |
| CPW Properties LLC  | 53-01-41-709-481.000-008 | 1447   | 1B              | N  | \$ -                    | \$ -                    | \$ -                           | \$ -                       | \$ -                     | \$ 296.98                | \$ -                            | \$ 296.98                   | \$ 296.98                            |
| CPW Properties LLC  | 53-01-41-709-482.000-008 | 1447   | 1B              | N  | \$ -                    | \$ -                    | \$ -                           | \$ -                       | \$ -                     | \$ 296.98                | \$ -                            | \$ 296.98                   | \$ 296.98                            |
| Balson, Tyler Brian & Kelsey Anne                                     | 53-01-41-709-483.000-008 | 1447   | 1B              | N  | \$ -                    | \$ -                    | \$ -                           | \$ -                       | \$ -                     | \$ -                     | \$ -                            | \$ -                        | \$ -                                 |
| CPW Properties LLC  | 53-01-41-709-484.000-008 | 1447   | 1B              | N  | \$ -                    | \$ -                    | \$ -                           | \$ -                       | \$ -                     | \$ 354.73                | \$ -                            | \$ 354.73                   | \$ 354.73                            |
| CPW Properties LLC  | 53-01-41-709-485.000-008 | 1447   | 1B              | N  | \$ -                    | \$ -                    | \$ -                           | \$ -                       | \$ -                     | \$ 296.98                | \$ -                            | \$ 296.98                   | \$ 296.98                            |
| CPW Properties LLC  | 53-01-41-709-486.000-008 | 1447   | 1B              | N  | \$ -                    | \$ -                    | \$ -                           | \$ -                       | \$ -                     | \$ 296.98                | \$ -                            | \$ 296.98                   | \$ 296.98                            |
| Conrad, Ryan & Deanna   | 53-08-17-200-005.000-008 |        | 1B              | N  | \$ -                    | \$ -                    | \$ -                           | \$ -                       | \$ 364.63                | \$ -                     | \$ -                            | \$ 364.63                   | \$ 364.63                            |
| Ingram Rockport LLC   | 53-08-17-200-003.000-008 |        | 1B              | N  | \$ -                    | \$ -                    | \$ -                           | \$ -                       | \$ -                     | \$ -                     | \$ -                            | \$ -                        | \$ -                                 |
| Wangle, LLC   | 53-08-17-407-001.000-008 |        | 1B              | N  | \$ -                    | \$ -                    | \$ -                           | \$ -                       | \$ -                     | \$ 304.57                | \$ -                            | \$ 304.57                   | \$ 304.57                            |
| Zaricki, N Ryan   | 53-08-17-407-028.000-008 | 2505   | 1B              | N  | \$ -                    | \$ -                    | \$ -                           | \$ -                       | \$ -                     | \$ -                     | \$ -                            | \$ -                        | \$ -                                 |
| Calvary Missionary Baptist Church, an Arkansas non-profit corporation | 53-08-17-400-020.000-008 | 2467   | 1B              | N  | \$ -                    | \$ -                    | \$ -                           | \$ -                       | \$ -                     | \$ -                     | \$ -                            | \$ -                        | \$ -                                 |
| Calderon, Stacy L Swan  | 53-08-17-102-054.000-008 |        | 1B              | N  | \$ -                    | \$ -                    | \$ -                           | \$ -                       | \$ -                     | \$ -                     | \$ -                            | \$ -                        | \$ -                                 |
| Fairchild, Carl E   | 53-08-17-401-016.000-008 |        | 1B              | N  | \$ -                    | \$ -                    | \$ -                           | \$ -                       | \$ -                     | \$ -                     | \$ 67.58                        | \$ 67.58                    | \$ 67.58                             |
| Duncan, Brandon   | 53-08-17-401-008.000-008 |        | 1B              | N  | \$ -                    | \$ -                    | \$ -                           | \$ -                       | \$ -                     | \$ 194.54                | \$ -                            | \$ 194.54                   | \$ 194.54                            |
| Woodard, James H III  | 53-08-17-407-036.000-008 |        | 1B              | N  | \$ -                    | \$ -                    | \$ -                           | \$ -                       | \$ -                     | \$ 38.36                 | \$ -                            | \$ 38.36                    | \$ 38.36                             |
| Emerson, Heather  | 53-01-41-709-433.000-008 | 1447   | 1B              | N  | \$ -                    | \$ -                    | \$ -                           | \$ -                       | \$ -                     | \$ -                     | \$ -                            | \$ -                        | \$ -                                 |
| White, Rosalie Ann  | 53-01-41-709-434.000-008 | 1447   | 1B              | N  | \$ -                    | \$ -                    | \$ 454.00                      | \$ 454.00                  | \$ -                     | \$ -                     | \$ 1,090.96                     | \$ 1,090.96                 | \$ 636.96                            |
| Jeffers, Gregory A  | 53-01-41-709-435.000-008 | 1447   | 1B              | N  | \$ -                    | \$ -                    | \$ -                           | \$ -                       | \$ -                     | \$ -                     | \$ -                            | \$ -                        | \$ -                                 |
| Pape, Sarah A   | 53-01-41-709-436.000-008 | 1447   | 1B              | N  | \$ -                    | \$ -                    | \$ -                           | \$ -                       | \$ -                     | \$ -                     | \$ -                            | \$ -                        | \$ -                                 |
| Deibel, Alex T  | 53-01-41-709-437.000-008 | 1447   | 1B              | N  | \$ -                    | \$ -                    | \$ -                           | \$ -                       | \$ -                     | \$ -                     | \$ -                            | \$ -                        | \$ -                                 |
| Scott, Alicia L   | 53-01-41-709-438.000-008 | 1447   | 1B              | N  | \$ -                    | \$ -                    | \$ -                           | \$ -                       | \$ -                     | \$ -                     | \$ -                            | \$ -                        | \$ -                                 |
| Ahmetovic, Dzejna   | 53-01-41-709-439.000-008 | 1447   | 1B              | N  | \$ -                    | \$ -                    | \$ -                           | \$ -                       | \$ -                     | \$ -                     | \$ -                            | \$ -                        | \$ -                                 |
| Flott, Julie A  | 53-01-41-709-440.000-008 | 1447   | 1B              | N  | \$ -                    | \$ -                    | \$ -                           | \$ -                       | \$ -                     | \$ -                     | \$ -                            | \$ -                        | \$ -                                 |
| Church, Curtis  | 53-01-41-709-441.000-008 | 1447   | 1B              | N  | \$ -                    | \$ -                    | \$ -                           | \$ -                       | \$ -                     | \$ -                     | \$ -                            | \$ -                        | \$ -                                 |
| Keough, Dawn M  | 53-01-41-709-442.000-008 | 1447   | 1B              | N  | \$ -                    | \$ -                    | \$ -                           | \$ -                       | \$ -                     | \$ -                     | \$ -                            | \$ -                        | \$ -                                 |
| Wisley, Victoria Elizabeth  | 53-01-41-709-443.000-008 | 1447   | 1B              | N  | \$ -                    | \$ -                    | \$ -                           | \$ -                       | \$ -                     | \$ -                     | \$ -                            | \$ -                        | \$ -                                 |
| Arnold, Lindsey S   | 53-01-41-709-444.000-008 | 1447   | 1B              | N  | \$ -                    | \$ -                    | \$ -                           | \$ -                       | \$ -                     | \$ -                     | \$ -                            | \$ -                        | \$ -                                 |
| New Richland 2 Inc  | 53-01-41-709-445.000-008 | 1447   | 1B              | N  | \$ -                    | \$ -                    | \$ -                           | \$ -                       | \$ -                     | \$ 342.08                | \$ -                            | \$ 342.08                   | \$ 342.08                            |
| Gamberg, Cheryl R., & Duane V.  | 53-01-41-709-446.000-008 | 1447   | 1B              | N  | \$ -                    | \$ -                    | \$ -                           | \$ -                       | \$ -                     | \$ 266.66                | \$ -                            | \$ 266.66                   | \$ 266.66                            |
| Cox, Joyce  | 53-01-41-709-447.000-008 | 1447   | 1B              | N  | \$ -                    | \$ -                    | \$ -                           | \$ -                       | \$ -                     | \$ -                     | \$ -                            | \$ -                        | \$ -                                 |
| Pogue, Chandler   | 53-01-41-709-448.000-008 | 1447   | 1B              | N  | \$ -                    | \$ -                    | \$ -                           | \$ -                       | \$ -                     | \$ -                     | \$ -                            | \$ -                        | \$ -                                 |
| Buck, Sheila D  | 53-01-41-709-449.000-008 | 1447   | 1B              | N  | \$ -                    | \$ -                    | \$ -                           | \$ -                       | \$ -                     | \$ -                     | \$ -                            | \$ -                        | \$ -                                 |
| Carter, Sarah C   | 53-01-41-709-450.000-008 | 1447   | 1B              | N  | \$ -                    | \$ -                    | \$ -                           | \$ -                       | \$ -                     | \$ -                     | \$ -                            | \$ -                        | \$ -                                 |
| Key, Terry L & Barbara J  | 53-01-41-709-451.000-008 | 1447   | 1B              | N  | \$ -                    | \$ -                    | \$ -                           | \$ -                       | \$ -                     | \$ -                     | \$ -                            | \$ -                        | \$ -                                 |
| Board Of Commissioners Of Monroe Co                                   | 53-08-16-200-068.000-009 |        | 1B              | N  | \$ -                    | \$ -                    | \$ -                           | \$ -                       | \$ -                     | \$ -                     | \$ -                            | \$ -                        | \$ -                                 |
| Moore, Kelly Ann  | 53-08-17-100-035.000-008 | 1011   | 1B              | N  | \$ -                    | \$ -                    | \$ -                           | \$ -                       | \$ -                     | \$ 279.27                | \$ -                            | \$ 279.27                   | \$ 279.27                            |



# City of Bloomington



## Area #1B: South-West Annexation Area - Circuit Breaker Impacts Analysis

| Owner Name   | Parcel #                 | Waiver | Annexation Area | AG | Pre-Annex 1% CB Credits | Pre-Annex 2% CB Credits | Pre-Annex 65 & Over CB Credits | Pre-Annex Total CB Credits | Post-Annex 1% CB Credits | Post-Annex 2% CB Credits | Post-Annex 65 & Over CB Credits | Post-Annex Total CB Credits | Total Post-Annex CB Credits Increase |
|--|--------------------------|--------|-----------------|----|-------------------------|-------------------------|--------------------------------|----------------------------|--------------------------|--------------------------|---------------------------------|-----------------------------|--------------------------------------|
| Suozzi, Margaret; Harris, Betty; Cadwell, Mary Jane; & Bush, Tom R | 53-08-19-200-031.000-008 |        | 1B              | Y  | \$ -                    | \$ -                    | \$ -                           | \$ -                       | \$ -                     | \$ -                     | \$ -                            | \$ -                        | \$ -                                 |
| Phillips, Robert Scott   | 53-08-17-301-111.000-008 | 1599   | 1B              | N  | \$ -                    | \$ -                    | \$ -                           | \$ -                       | \$ 34.45                 | \$ -                     | \$ -                            | \$ 34.45                    | \$ 34.45                             |
| Meisenheimer, Calvin L   | 53-08-17-301-030.000-008 | 1599   | 1B              | N  | \$ -                    | \$ -                    | \$ -                           | \$ -                       | \$ -                     | \$ -                     | \$ -                            | \$ -                        | \$ -                                 |
| Cornett, Joshua & Kelly B  | 53-08-17-301-025.000-008 | 1599   | 1B              | N  | \$ -                    | \$ -                    | \$ -                           | \$ -                       | \$ 53.69                 | \$ -                     | \$ -                            | \$ 53.69                    | \$ 53.69                             |
| Arthur, Samuel Ray & Katherine Rhue                                | 53-08-17-301-029.000-008 | 1599   | 1B              | N  | \$ -                    | \$ -                    | \$ -                           | \$ -                       | \$ 158.45                | \$ -                     | \$ -                            | \$ 158.45                   | \$ 158.45                            |
| Lij, Moyan   | 53-08-17-301-040.000-008 | 1599   | 1B              | N  | \$ -                    | \$ -                    | \$ -                           | \$ -                       | \$ -                     | \$ -                     | \$ -                            | \$ -                        | \$ -                                 |
| Voyles, Robert K & Brenda D  | 53-08-17-301-032.000-008 | 1599   | 1B              | N  | \$ -                    | \$ -                    | \$ -                           | \$ -                       | \$ -                     | \$ 375.39                | \$ -                            | \$ 375.39                   | \$ 375.39                            |
| Perkins, Kyle A; Richardson, Ellen M                               | 53-08-17-301-066.000-008 | 1599   | 1B              | N  | \$ -                    | \$ -                    | \$ -                           | \$ -                       | \$ 72.75                 | \$ -                     | \$ -                            | \$ 72.75                    | \$ 72.75                             |
| Ondersma, Joel B & Gabrielle M                                     | 53-08-17-100-300.444-008 | 1599   | 1B              | N  | \$ -                    | \$ -                    | \$ -                           | \$ -                       | \$ 119.11                | \$ -                     | \$ -                            | \$ 119.11                   | \$ 119.11                            |
| Mutai, Martin Kipng'eno & Jessica Rae Peterson                     | 53-08-17-100-300.445-008 | 1599   | 1B              | N  | \$ -                    | \$ -                    | \$ -                           | \$ -                       | \$ 538.33                | \$ -                     | \$ -                            | \$ 538.33                   | \$ 538.33                            |
| Packard, Mitchell H & Molly M                                      | 53-08-17-100-300.446-008 | 1599   | 1B              | N  | \$ -                    | \$ -                    | \$ -                           | \$ -                       | \$ 469.81                | \$ -                     | \$ -                            | \$ 469.81                   | \$ 469.81                            |
| The Highland Homeowner's Association Inc.                          | 53-08-17-100-300.448-008 | 1599   | 1B              | N  | \$ -                    | \$ -                    | \$ -                           | \$ -                       | \$ -                     | \$ -                     | \$ -                            | \$ -                        | \$ -                                 |
| The Highland Homeowner's Association Inc.                          | 53-08-17-100-300.449-008 | 1599   | 1B              | N  | \$ -                    | \$ -                    | \$ -                           | \$ -                       | \$ -                     | \$ -                     | \$ -                            | \$ -                        | \$ -                                 |
| Bult, Derek R & Brianna M  | 53-08-17-100-300.377-008 | 1599   | 1B              | N  | \$ -                    | \$ -                    | \$ -                           | \$ -                       | \$ 543.09                | \$ -                     | \$ -                            | \$ 543.09                   | \$ 543.09                            |
| Marru, Suresh & Srilatha   | 53-08-17-100-300.379-008 | 1599   | 1B              | N  | \$ -                    | \$ -                    | \$ -                           | \$ -                       | \$ 613.47                | \$ -                     | \$ -                            | \$ 613.47                   | \$ 613.47                            |
| Schaeffer, Jeremy R & Manda R                                      | 53-08-17-301-093.380-008 | 1599   | 1B              | N  | \$ -                    | \$ -                    | \$ -                           | \$ -                       | \$ 474.35                | \$ -                     | \$ -                            | \$ 474.35                   | \$ 474.35                            |
| Hedrick, Michael Bates & Dana Nicole Cahill                        | 53-08-17-301-093.381-008 | 1599   | 1B              | N  | \$ -                    | \$ -                    | \$ -                           | \$ -                       | \$ 404.79                | \$ -                     | \$ -                            | \$ 404.79                   | \$ 404.79                            |
| Rajamani, Elan & Premarani   | 53-08-17-301-093.382-008 | 1599   | 1B              | N  | \$ -                    | \$ -                    | \$ -                           | \$ -                       | \$ 444.55                | \$ -                     | \$ -                            | \$ 444.55                   | \$ 444.55                            |
| Morris, Roger & Jianing  | 53-08-17-301-093.383-008 | 1599   | 1B              | N  | \$ -                    | \$ -                    | \$ -                           | \$ -                       | \$ 643.69                | \$ -                     | \$ -                            | \$ 643.69                   | \$ 643.69                            |
| Morris, David Michael  | 53-08-17-301-093.384-008 | 1599   | 1B              | N  | \$ -                    | \$ -                    | \$ -                           | \$ -                       | \$ 203.57                | \$ -                     | \$ -                            | \$ 203.57                   | \$ 203.57                            |
| Fitzsimmons, Tyler & Danielle                                      | 53-08-17-301-093.385-008 | 1599   | 1B              | N  | \$ -                    | \$ -                    | \$ -                           | \$ -                       | \$ 612.23                | \$ -                     | \$ -                            | \$ 612.23                   | \$ 612.23                            |
| Mechinus, Jesse R & Crystal R                                      | 53-08-17-301-093.386-008 | 1599   | 1B              | N  | \$ -                    | \$ -                    | \$ -                           | \$ -                       | \$ 286.79                | \$ -                     | \$ -                            | \$ 286.79                   | \$ 286.79                            |
| Fleck, Stuart Lee & Cassandra L                                    | 53-08-17-301-093.387-008 | 1599   | 1B              | N  | \$ -                    | \$ -                    | \$ -                           | \$ -                       | \$ -                     | \$ -                     | \$ -                            | \$ -                        | \$ -                                 |
| Roundtree, Vernard   | 53-08-17-301-093.388-008 | 1599   | 1B              | N  | \$ -                    | \$ -                    | \$ -                           | \$ -                       | \$ -                     | \$ -                     | \$ -                            | \$ -                        | \$ -                                 |
| Borman, James & Laurie   | 53-08-17-301-065.000-008 | 1599   | 1B              | N  | \$ -                    | \$ -                    | \$ -                           | \$ -                       | \$ -                     | \$ -                     | \$ -                            | \$ -                        | \$ -                                 |
| Huntington, Brian P & Lyn M  | 53-08-17-301-031.000-008 | 1599   | 1B              | N  | \$ -                    | \$ -                    | \$ -                           | \$ -                       | \$ -                     | \$ 429.77                | \$ -                            | \$ 429.77                   | \$ 429.77                            |
| Deckard, Michael J & Sally K                                       | 53-08-17-301-028.000-008 | 1599   | 1B              | N  | \$ -                    | \$ -                    | \$ -                           | \$ -                       | \$ 19.34                 | \$ -                     | \$ -                            | \$ 19.34                    | \$ 19.34                             |
| AMH 2014-3 Borrower LLC  | 53-08-17-301-080.000-008 | 1599   | 1B              | N  | \$ -                    | \$ -                    | \$ -                           | \$ -                       | \$ -                     | \$ 438.41                | \$ -                            | \$ 438.41                   | \$ 438.41                            |
| Lacanieta, Larry   | 53-08-17-301-191.000-008 | 1599   | 1B              | N  | \$ -                    | \$ -                    | \$ -                           | \$ -                       | \$ 179.98                | \$ -                     | \$ -                            | \$ 179.98                   | \$ 179.98                            |
| Leturgez, Michael D & Traci L                                      | 53-08-17-301-159.000-008 | 1599   | 1B              | N  | \$ -                    | \$ -                    | \$ -                           | \$ -                       | \$ 26.78                 | \$ -                     | \$ -                            | \$ 26.78                    | \$ 26.78                             |
| Davis, Shawn Ray   | 53-08-17-301-105.000-008 | 1599   | 1B              | N  | \$ -                    | \$ -                    | \$ -                           | \$ -                       | \$ -                     | \$ -                     | \$ -                            | \$ -                        | \$ -                                 |
| Chanley, Luke W  | 53-08-17-301-034.000-008 | 1599   | 1B              | N  | \$ -                    | \$ -                    | \$ -                           | \$ -                       | \$ -                     | \$ -                     | \$ -                            | \$ -                        | \$ -                                 |
| McCaffery, Kevin W   | 53-08-17-301-055.000-008 | 1599   | 1B              | N  | \$ -                    | \$ -                    | \$ -                           | \$ -                       | \$ 131.12                | \$ -                     | \$ -                            | \$ 131.12                   | \$ 131.12                            |
| AMH 2014-2 Borrower, LLC   | 53-08-17-301-021.000-008 | 1599   | 1B              | N  | \$ -                    | \$ -                    | \$ -                           | \$ -                       | \$ -                     | \$ 362.32                | \$ -                            | \$ 362.32                   | \$ 362.32                            |
| Maxwell, Carol Ann   | 53-08-17-301-035.000-008 | 1599   | 1B              | N  | \$ -                    | \$ -                    | \$ -                           | \$ -                       | \$ 29.27                 | \$ -                     | \$ -                            | \$ 29.27                    | \$ 29.27                             |
| Boyer, David G   | 53-08-17-301-078.000-008 | 1599   | 1B              | N  | \$ -                    | \$ -                    | \$ -                           | \$ -                       | \$ 65.70                 | \$ -                     | \$ -                            | \$ 65.70                    | \$ 65.70                             |
| Almarmouri, Amjad & Abeer Alzubi                                   | 53-08-17-301-077.000-008 | 1599   | 1B              | N  | \$ -                    | \$ -                    | \$ -                           | \$ -                       | \$ 161.34                | \$ -                     | \$ -                            | \$ 161.34                   | \$ 161.34                            |
| Bidwell-Smith, Andrea K.   | 53-08-17-301-061.000-008 | 1599   | 1B              | N  | \$ -                    | \$ -                    | \$ -                           | \$ -                       | \$ 7.74                  | \$ -                     | \$ -                            | \$ 7.74                     | \$ 7.74                              |
| Swyers, Howard & Donna   | 53-08-17-301-054.000-008 | 1599   | 1B              | N  | \$ -                    | \$ -                    | \$ -                           | \$ -                       | \$ 35.06                 | \$ -                     | \$ -                            | \$ 35.06                    | \$ 35.06                             |
| Dhanawade, Rosh Joshua & Amber Lynn                                | 53-08-17-301-022.000-008 | 1599   | 1B              | N  | \$ -                    | \$ -                    | \$ -                           | \$ -                       | \$ 12.70                 | \$ -                     | \$ -                            | \$ 12.70                    | \$ 12.70                             |
| Hood, Betty J Irrevocable Trust                                    | 53-08-17-102-036.000-008 |        | 1B              | N  | \$ -                    | \$ -                    | \$ 374.00                      | \$ 374.00                  | \$ -                     | \$ -                     | \$ 971.22                       | \$ 971.22                   | \$ 597.22                            |



# City of Bloomington



## Area #1B: South-West Annexation Area - Circuit Breaker Impacts Analysis

| Owner Name                                     | Parcel #                 | Waiver | Annexation Area | AG | Pre-Annex 1% CB Credits | Pre-Annex 2% CB Credits | Pre-Annex 65 & Over CB Credits | Pre-Annex Total CB Credits | Post-Annex 1% CB Credits | Post-Annex 2% CB Credits | Post-Annex 65 & Over CB Credits | Post-Annex Total CB Credits | Total Post-Annex CB Credits Increase |
|--|--------------------------|--------|-----------------|----|-------------------------|-------------------------|--------------------------------|----------------------------|--------------------------|--------------------------|---------------------------------|-----------------------------|--------------------------------------|
| Sheck, Aaron D & Lucrecia                      | 53-08-17-100-033.000-008 |        | 1B              | N  | \$ -                    | \$ -                    | \$ -                           | \$ -                       | \$ -                     | \$ -                     | \$ -                            | \$ -                        | \$ -                                 |
| Hosey, Timothy & Mary Sue                      | 53-08-17-104-021.000-008 | 1316   | 1B              | N  | \$ -                    | \$ -                    | \$ -                           | \$ -                       | \$ -                     | \$ -                     | \$ -                            | \$ -                        | \$ -                                 |
| Quality Realty & Dev LLC                       | 53-08-17-407-032.000-008 | 1212   | 1B              | N  | \$ -                    | \$ -                    | \$ -                           | \$ -                       | \$ -                     | \$ 217.73                | \$ -                            | \$ 217.73                   | \$ 217.73                            |
| Braunlin, Linda L Revocable Trust              | 53-08-17-100-016.000-008 | 1013   | 1B              | N  | \$ -                    | \$ -                    | \$ -                           | \$ -                       | \$ -                     | \$ 194.12                | \$ -                            | \$ 194.12                   | \$ 194.12                            |
| Ross, Joseph S Trust                           | 53-08-17-102-044.000-008 |        | 1B              | N  | \$ -                    | \$ -                    | \$ -                           | \$ -                       | \$ -                     | \$ 346.51                | \$ -                            | \$ 346.51                   | \$ 346.51                            |
| Gupta, Daniel                                  | 53-08-17-100-043.000-008 |        | 1B              | N  | \$ -                    | \$ -                    | \$ -                           | \$ -                       | \$ -                     | \$ 248.92                | \$ -                            | \$ 248.92                   | \$ 248.92                            |
| Gupta, Daniel                                  | 53-08-17-100-014.000-008 | 1012   | 1B              | N  | \$ -                    | \$ -                    | \$ -                           | \$ -                       | \$ -                     | \$ 280.54                | \$ -                            | \$ 280.54                   | \$ 280.54                            |
| Gupta, Daniel                                  | 53-08-17-100-029.000-008 |        | 1B              | N  | \$ -                    | \$ -                    | \$ -                           | \$ -                       | \$ -                     | \$ -                     | \$ -                            | \$ -                        | \$ -                                 |
| Gupta, Daniel                                  | 53-08-17-100-028.000-008 |        | 1B              | N  | \$ -                    | \$ -                    | \$ -                           | \$ -                       | \$ -                     | \$ 235.22                | \$ -                            | \$ 235.22                   | \$ 235.22                            |
| Spoolstra, Diana G & James A                   | 53-08-17-102-080.000-008 |        | 1B              | N  | \$ -                    | \$ -                    | \$ -                           | \$ -                       | \$ -                     | \$ -                     | \$ -                            | \$ -                        | \$ -                                 |
| Indiana Limestone Acquisitions LLC             | 53-08-16-200-039.000-008 |        | 1B              | Y  | \$ -                    | \$ -                    | \$ -                           | \$ -                       | \$ -                     | \$ -                     | \$ -                            | \$ -                        | \$ -                                 |
| Hickman, Scott K & Angela D                    | 53-08-17-102-035.000-008 |        | 1B              | N  | \$ -                    | \$ -                    | \$ -                           | \$ -                       | \$ 68.60                 | \$ -                     | \$ -                            | \$ 68.60                    | \$ 68.60                             |
| Kraus, Charles A & Jane F; Kraus, Jeffrey Alan | 53-08-17-104-009.000-008 | 1317   | 1B              | N  | \$ -                    | \$ -                    | \$ 67.00                       | \$ 67.00                   | \$ -                     | \$ -                     | \$ 543.28                       | \$ 543.28                   | \$ 476.28                            |
| Lester, Nicholas                               | 53-01-41-709-452.000-008 | 1447   | 1B              | N  | \$ -                    | \$ -                    | \$ -                           | \$ -                       | \$ -                     | \$ -                     | \$ -                            | \$ -                        | \$ -                                 |
| Rivera, Luis E Ramirez                         | 53-01-41-709-453.000-008 | 1447   | 1B              | N  | \$ -                    | \$ -                    | \$ -                           | \$ -                       | \$ -                     | \$ -                     | \$ -                            | \$ -                        | \$ -                                 |
| CPW Properties LLC                             | 53-01-41-709-454.000-008 | 1447   | 1B              | N  | \$ -                    | \$ -                    | \$ -                           | \$ -                       | \$ -                     | \$ 296.98                | \$ -                            | \$ 296.98                   | \$ 296.98                            |
| CPW Properties LLC                             | 53-01-41-709-455.000-008 | 1447   | 1B              | N  | \$ -                    | \$ -                    | \$ -                           | \$ -                       | \$ -                     | \$ 293.82                | \$ -                            | \$ 293.82                   | \$ 293.82                            |
| CPW Properties LLC                             | 53-01-41-709-456.000-008 | 1447   | 1B              | N  | \$ -                    | \$ -                    | \$ -                           | \$ -                       | \$ -                     | \$ 296.98                | \$ -                            | \$ 296.98                   | \$ 296.98                            |
| CPW Properties LLC                             | 53-01-41-709-457.000-008 | 1447   | 1B              | N  | \$ -                    | \$ -                    | \$ -                           | \$ -                       | \$ -                     | \$ 354.73                | \$ -                            | \$ 354.73                   | \$ 354.73                            |
| CPW Properties LLC                             | 53-01-41-709-458.000-008 | 1447   | 1B              | N  | \$ -                    | \$ -                    | \$ -                           | \$ -                       | \$ -                     | \$ 354.73                | \$ -                            | \$ 354.73                   | \$ 354.73                            |
| CPW Properties LLC                             | 53-01-41-709-459.000-008 | 1447   | 1B              | N  | \$ -                    | \$ -                    | \$ -                           | \$ -                       | \$ -                     | \$ 354.73                | \$ -                            | \$ 354.73                   | \$ 354.73                            |
| CPW Properties LLC                             | 53-01-41-709-460.000-008 | 1447   | 1B              | N  | \$ -                    | \$ -                    | \$ -                           | \$ -                       | \$ -                     | \$ 354.73                | \$ -                            | \$ 354.73                   | \$ 354.73                            |
| CPW Properties LLC                             | 53-01-41-709-461.000-008 | 1447   | 1B              | N  | \$ -                    | \$ -                    | \$ -                           | \$ -                       | \$ -                     | \$ 296.98                | \$ -                            | \$ 296.98                   | \$ 296.98                            |
| CPW Properties LLC                             | 53-01-41-709-462.000-008 | 1447   | 1B              | N  | \$ -                    | \$ -                    | \$ -                           | \$ -                       | \$ -                     | \$ 296.98                | \$ -                            | \$ 296.98                   | \$ 296.98                            |
| CPW Properties LLC                             | 53-01-41-709-463.000-008 | 1447   | 1B              | N  | \$ -                    | \$ -                    | \$ -                           | \$ -                       | \$ -                     | \$ 296.98                | \$ -                            | \$ 296.98                   | \$ 296.98                            |
| CPW Properties LLC                             | 53-01-41-709-464.000-008 | 1447   | 1B              | N  | \$ -                    | \$ -                    | \$ -                           | \$ -                       | \$ -                     | \$ 296.98                | \$ -                            | \$ 296.98                   | \$ 296.98                            |
| CPW Properties LLC                             | 53-01-41-709-465.000-008 | 1447   | 1B              | N  | \$ -                    | \$ -                    | \$ -                           | \$ -                       | \$ -                     | \$ 354.73                | \$ -                            | \$ 354.73                   | \$ 354.73                            |
| CPW Properties LLC                             | 53-01-41-709-466.000-008 | 1447   | 1B              | N  | \$ -                    | \$ -                    | \$ -                           | \$ -                       | \$ -                     | \$ 354.73                | \$ -                            | \$ 354.73                   | \$ 354.73                            |
| CPW Properties LLC                             | 53-01-41-709-467.000-008 | 1447   | 1B              | N  | \$ -                    | \$ -                    | \$ -                           | \$ -                       | \$ -                     | \$ 354.73                | \$ -                            | \$ 354.73                   | \$ 354.73                            |
| Hoke, Charles R                                | 53-08-17-100-300.407-008 | 1599   | 1B              | N  | \$ -                    | \$ -                    | \$ -                           | \$ -                       | \$ 364.63                | \$ -                     | \$ -                            | \$ 364.63                   | \$ 364.63                            |
| Taylor, Jared Ross & Shanda                    | 53-08-17-100-300.408-008 | 1599   | 1B              | N  | \$ -                    | \$ -                    | \$ -                           | \$ -                       | \$ 714.90                | \$ -                     | \$ -                            | \$ 714.90                   | \$ 714.90                            |
| Tran, Hoa V; Le Linh                           | 53-08-17-100-300.410-008 | 1599   | 1B              | N  | \$ -                    | \$ -                    | \$ -                           | \$ -                       | \$ 594.00                | \$ -                     | \$ -                            | \$ 594.00                   | \$ 594.00                            |
| Johns, Maurice K & Shawnice R                  | 53-08-17-100-300.411-008 | 1599   | 1B              | N  | \$ -                    | \$ -                    | \$ -                           | \$ -                       | \$ 469.38                | \$ -                     | \$ -                            | \$ 469.38                   | \$ 469.38                            |
| Chasteen, Steven C & Elizabeth L               | 53-08-17-100-300.412-008 | 1599   | 1B              | N  | \$ -                    | \$ -                    | \$ -                           | \$ -                       | \$ 383.69                | \$ -                     | \$ -                            | \$ 383.69                   | \$ 383.69                            |
| Rowe, Catherine C                              | 53-08-17-100-300.425-008 | 1599   | 1B              | N  | \$ -                    | \$ -                    | \$ -                           | \$ -                       | \$ 112.49                | \$ -                     | \$ -                            | \$ 112.49                   | \$ 112.49                            |
| Barela, Douglas J & Shawna Lee                 | 53-08-17-100-300.426-008 | 1599   | 1B              | N  | \$ -                    | \$ -                    | \$ -                           | \$ -                       | \$ 506.65                | \$ -                     | \$ -                            | \$ 506.65                   | \$ 506.65                            |
| Howell, Nicholas Scott & Lindsey Joann         | 53-08-17-100-300.427-008 | 1599   | 1B              | N  | \$ -                    | \$ -                    | \$ -                           | \$ -                       | \$ 733.96                | \$ -                     | \$ -                            | \$ 733.96                   | \$ 733.96                            |
| State of Indiana                               | 53-08-19-200-057.000-008 |        | 1B              | Y  | \$ -                    | \$ -                    | \$ -                           | \$ -                       | \$ -                     | \$ -                     | \$ -                            | \$ -                        | \$ -                                 |
| Reynolds, Joshua D & Laura L                   | 53-08-17-200-006.000-008 |        | 1B              | N  | \$ -                    | \$ -                    | \$ -                           | \$ -                       | \$ 72.75                 | \$ -                     | \$ -                            | \$ 72.75                    | \$ 72.75                             |
| Williams, W Brent & Lisa F                     | 53-08-19-200-056.000-008 |        | 1B              | N  | \$ -                    | \$ -                    | \$ -                           | \$ -                       | \$ -                     | \$ -                     | \$ -                            | \$ -                        | \$ -                                 |
| State of Indiana                               | 53-08-19-200-036.000-008 |        | 1B              | N  | \$ -                    | \$ -                    | \$ -                           | \$ -                       | \$ -                     | \$ -                     | \$ -                            | \$ -                        | \$ -                                 |
| Slinkard, Brian L & Christina G                | 53-08-17-400-018.000-008 |        | 1B              | N  | \$ -                    | \$ -                    | \$ -                           | \$ -                       | \$ -                     | \$ 221.94                | \$ -                            | \$ 221.94                   | \$ 221.94                            |
| Ivey, Kenneth S & Davis, Jodie M               | 53-08-17-104-003.000-008 | 2476   | 1B              | N  | \$ -                    | \$ -                    | \$ -                           | \$ -                       | \$ -                     | \$ -                     | \$ -                            | \$ -                        | \$ -                                 |
| City of Bloomington, Indiana                   | 53-08-20-200-004.000-008 |        | 1B              | N  | \$ -                    | \$ -                    | \$ -                           | \$ -                       | \$ -                     | \$ -                     | \$ -                            | \$ -                        | \$ -                                 |
| City Of Bloomington Dept Of Parks & Rec        | 53-08-20-200-013.000-008 |        | 1B              | N  | \$ -                    | \$ -                    | \$ -                           | \$ -                       | \$ -                     | \$ -                     | \$ -                            | \$ -                        | \$ -                                 |
| Skender, Davorin K & Joelle C                  | 53-08-17-301-093.389-008 | 1599   | 1B              | N  | \$ -                    | \$ -                    | \$ -                           | \$ -                       | \$ -                     | \$ -                     | \$ -                            | \$ -                        | \$ -                                 |
| Brown, Dan E & Laurie L                        | 53-08-17-301-093.390-008 | 1599   | 1B              | N  | \$ -                    | \$ -                    | \$ -                           | \$ -                       | \$ 284.73                | \$ -                     | \$ -                            | \$ 284.73                   | \$ 284.73                            |

# City of Bloomington



## Area #1B: South-West Annexation Area - Circuit Breaker Impacts Analysis

| Owner Name                                  | Parcel #                 | Waiver | Annexation Area | AG | Pre-Annex 1% CB Credits | Pre-Annex 2% CB Credits | Pre-Annex 65 & Over CB Credits | Pre-Annex Total CB Credits | Post-Annex 1% CB Credits | Post-Annex 2% CB Credits | Post-Annex 65 & Over CB Credits | Post-Annex Total CB Credits | Total Post-Annex CB Credits Increase |
|---|--------------------------|--------|-----------------|----|-------------------------|-------------------------|--------------------------------|----------------------------|--------------------------|--------------------------|---------------------------------|-----------------------------|--------------------------------------|
| Kang, Dae Yul                               | 53-08-17-301-093.391-008 | 1599   | 1B              | N  | \$ -                    | \$ -                    | \$ -                           | \$ -                       | \$ 391.14                | \$ -                     | \$ -                            | \$ 391.14                   | \$ 391.14                            |
| Slaughter, Owen & Courtney                  | 53-08-17-301-093.392-008 | 1599   | 1B              | N  | \$ -                    | \$ -                    | \$ -                           | \$ -                       | \$ 438.96                | \$ -                     | \$ -                            | \$ 438.96                   | \$ 438.96                            |
| Wilder, Brennan H & Wilder, Ly K            | 53-08-17-301-093.393-008 | 1599   | 1B              | N  | \$ -                    | \$ -                    | \$ -                           | \$ -                       | \$ 372.09                | \$ -                     | \$ -                            | \$ 372.09                   | \$ 372.09                            |
| Cochran Trust                               | 53-08-17-301-093.394-008 | 1599   | 1B              | N  | \$ -                    | \$ -                    | \$ -                           | \$ -                       | \$ 236.28                | \$ -                     | \$ -                            | \$ 236.28                   | \$ 236.28                            |
| Sorvilla Investments, LLC                   | 53-08-17-301-093.395-008 | 1599   | 1B              | N  | \$ -                    | \$ -                    | \$ -                           | \$ -                       | \$ 405.62                | \$ -                     | \$ -                            | \$ 405.62                   | \$ 405.62                            |
| Dixon, Amber                                | 53-08-17-301-093.396-008 | 1599   | 1B              | N  | \$ -                    | \$ -                    | \$ -                           | \$ -                       | \$ 93.03                 | \$ -                     | \$ -                            | \$ 93.03                    | \$ 93.03                             |
| Broe, Kevin M & Andrea Lynn                 | 53-08-17-301-093.397-008 | 1599   | 1B              | N  | \$ -                    | \$ -                    | \$ -                           | \$ -                       | \$ -                     | \$ -                     | \$ -                            | \$ -                        | \$ -                                 |
| State of Indiana                            | 53-08-19-200-037.000-008 |        | 1B              | N  | \$ -                    | \$ -                    | \$ -                           | \$ -                       | \$ -                     | \$ -                     | \$ -                            | \$ -                        | \$ -                                 |
| Taylor, Lisa S                              | 53-08-17-402-012.000-008 | 1221   | 1B              | N  | \$ -                    | \$ -                    | \$ -                           | \$ -                       | \$ -                     | \$ -                     | \$ -                            | \$ -                        | \$ -                                 |
| Wall, Roger Allen                           | 53-08-17-102-055.000-008 |        | 1B              | N  | \$ -                    | \$ -                    | \$ -                           | \$ -                       | \$ -                     | \$ -                     | \$ -                            | \$ -                        | \$ -                                 |
| Baker, V Dion                               | 53-08-17-407-005.000-008 | 1211   | 1B              | N  | \$ -                    | \$ -                    | \$ -                           | \$ -                       | \$ -                     | \$ -                     | \$ -                            | \$ -                        | \$ -                                 |
| Romashov, Dmitry & Bethany Braley           | 53-08-17-301-036.000-008 | 1599   | 1B              | N  | \$ -                    | \$ -                    | \$ -                           | \$ -                       | \$ 3.18                  | \$ -                     | \$ -                            | \$ 3.18                     | \$ 3.18                              |
| Davidson, James D & Priscilla               | 53-08-17-301-190.000-008 | 1599   | 1B              | N  | \$ -                    | \$ -                    | \$ -                           | \$ -                       | \$ -                     | \$ -                     | \$ -                            | \$ -                        | \$ -                                 |
| Naugle, Joshua J & Cassandra L              | 53-08-17-301-097.000-008 | 1599   | 1B              | N  | \$ -                    | \$ -                    | \$ -                           | \$ -                       | \$ 97.18                 | \$ -                     | \$ -                            | \$ 97.18                    | \$ 97.18                             |
| Nunn, Russell L & Lori S                    | 53-08-17-301-084.000-008 | 1599   | 1B              | N  | \$ -                    | \$ -                    | \$ -                           | \$ -                       | \$ 248.29                | \$ -                     | \$ -                            | \$ 248.29                   | \$ 248.29                            |
| Corbett, Benjamin A & Rumer, Kristin L      | 53-08-17-301-206.000-008 | 1599   | 1B              | N  | \$ -                    | \$ -                    | \$ -                           | \$ -                       | \$ 172.94                | \$ -                     | \$ -                            | \$ 172.94                   | \$ 172.94                            |
| Miller, Ronnie W & Karen G                  | 53-08-17-301-110.000-008 | 1599   | 1B              | N  | \$ -                    | \$ -                    | \$ -                           | \$ -                       | \$ 225.52                | \$ -                     | \$ -                            | \$ 225.52                   | \$ 225.52                            |
| Carroll, Tony E & Constance M Stewart       | 53-08-17-301-011.000-008 | 1599   | 1B              | N  | \$ -                    | \$ -                    | \$ -                           | \$ -                       | \$ 167.96                | \$ -                     | \$ -                            | \$ 167.96                   | \$ 167.96                            |
| Morris, Maria K                             | 53-08-17-301-033.000-008 | 1599   | 1B              | N  | \$ -                    | \$ -                    | \$ -                           | \$ -                       | \$ 158.45                | \$ -                     | \$ -                            | \$ 158.45                   | \$ 158.45                            |
| Strasler, James Everett & April D           | 53-08-17-301-093.398-008 | 1599   | 1B              | N  | \$ -                    | \$ -                    | \$ -                           | \$ -                       | \$ 240.84                | \$ -                     | \$ -                            | \$ 240.84                   | \$ 240.84                            |
| Barry, Steven R & Teresa K                  | 53-08-17-301-093.399-008 | 1599   | 1B              | N  | \$ -                    | \$ -                    | \$ -                           | \$ -                       | \$ 123.67                | \$ -                     | \$ -                            | \$ 123.67                   | \$ 123.67                            |
| Purtlebaugh, Tonya B & Donald S             | 53-08-17-109-004.000-008 |        | 1B              | N  | \$ -                    | \$ -                    | \$ -                           | \$ -                       | \$ -                     | \$ -                     | \$ -                            | \$ -                        | \$ -                                 |
| Edge, Kenneth W & Madelyn R                 | 53-08-17-109-006.000-008 |        | 1B              | N  | \$ -                    | \$ -                    | \$ -                           | \$ -                       | \$ -                     | \$ -                     | \$ -                            | \$ -                        | \$ -                                 |
| Richardson, Brittany N & Ryan T Richardson  | 53-08-17-109-005.000-008 |        | 1B              | N  | \$ -                    | \$ -                    | \$ -                           | \$ -                       | \$ -                     | \$ -                     | \$ -                            | \$ -                        | \$ -                                 |
| Douglas, Andrew M L & Rachel A              | 53-08-17-109-011.000-008 |        | 1B              | N  | \$ -                    | \$ -                    | \$ -                           | \$ -                       | \$ 136.71                | \$ -                     | \$ -                            | \$ 136.71                   | \$ 136.71                            |
| Chaffin, Jennifer Lynn                      | 53-08-17-109-010.000-008 |        | 1B              | N  | \$ -                    | \$ -                    | \$ -                           | \$ -                       | \$ -                     | \$ -                     | \$ -                            | \$ -                        | \$ -                                 |
| Kelp, Nicholas P                            | 53-08-17-109-012.000-008 |        | 1B              | N  | \$ -                    | \$ -                    | \$ -                           | \$ -                       | \$ -                     | \$ -                     | \$ -                            | \$ -                        | \$ -                                 |
| Smith, Elizabeth R & Pfoertner, Joshua D    | 53-08-17-109-008.000-008 |        | 1B              | N  | \$ -                    | \$ -                    | \$ 648.00                      | \$ 648.00                  | \$ -                     | \$ -                     | \$ -                            | \$ -                        | \$ (648.00)                          |
| Fesler, Michael James & Diana Lynn          | 53-08-17-109-007.000-008 |        | 1B              | N  | \$ -                    | \$ -                    | \$ -                           | \$ -                       | \$ -                     | \$ -                     | \$ -                            | \$ -                        | \$ -                                 |
| McKenney, Sarah V                           | 53-08-17-109-013.000-008 |        | 1B              | N  | \$ -                    | \$ -                    | \$ -                           | \$ -                       | \$ -                     | \$ -                     | \$ -                            | \$ -                        | \$ -                                 |
| Wills, Melanie J                            | 53-08-17-109-009.000-008 |        | 1B              | N  | \$ -                    | \$ -                    | \$ -                           | \$ -                       | \$ -                     | \$ -                     | \$ -                            | \$ -                        | \$ -                                 |
| Doolen, William                             | 53-08-17-109-002.000-008 |        | 1B              | N  | \$ -                    | \$ -                    | \$ -                           | \$ -                       | \$ -                     | \$ -                     | \$ -                            | \$ -                        | \$ -                                 |
| Rudicil, David D & Jennifer C Galey         | 53-08-17-109-001.000-008 |        | 1B              | N  | \$ -                    | \$ -                    | \$ -                           | \$ -                       | \$ -                     | \$ -                     | \$ -                            | \$ -                        | \$ -                                 |
| Burch, Benjamin N                           | 53-08-17-109-003.000-008 | 1184   | 1B              | N  | \$ -                    | \$ -                    | \$ -                           | \$ -                       | \$ -                     | \$ -                     | \$ -                            | \$ -                        | \$ -                                 |
| Houston, Margaret J                         | 53-08-17-110-006.000-008 |        | 1B              | N  | \$ -                    | \$ -                    | \$ 349.00                      | \$ 349.00                  | \$ -                     | \$ -                     | \$ 723.39                       | \$ 723.39                   | \$ 374.39                            |
| Craig, Kevin S. & Carolyn Jean              | 53-08-17-102-064.000-008 |        | 1B              | N  | \$ -                    | \$ -                    | \$ -                           | \$ -                       | \$ -                     | \$ 291.29                | \$ -                            | \$ 291.29                   | \$ 291.29                            |
| Basman, Cem & Vicki                         | 53-08-17-102-021.000-008 | 1182   | 1B              | N  | \$ -                    | \$ -                    | \$ -                           | \$ -                       | \$ -                     | \$ 333.23                | \$ -                            | \$ 333.23                   | \$ 333.23                            |
| Nix, Robert Lee & Kristy Jean               | 53-08-17-301-052.000-008 | 1599   | 1B              | N  | \$ -                    | \$ -                    | \$ -                           | \$ -                       | \$ 285.56                | \$ -                     | \$ -                            | \$ 285.56                   | \$ 285.56                            |
| Wivell, Stephen & Janis                     | 53-08-17-301-010.000-008 | 1599   | 1B              | N  | \$ -                    | \$ -                    | \$ -                           | \$ -                       | \$ 321.16                | \$ -                     | \$ -                            | \$ 321.16                   | \$ 321.16                            |
| Hawes, Randall L & Michelle L               | 53-08-17-301-051.000-008 | 1599   | 1B              | N  | \$ -                    | \$ -                    | \$ -                           | \$ -                       | \$ 297.57                | \$ -                     | \$ -                            | \$ 297.57                   | \$ 297.57                            |
| Ferrufino, Elizabeth & Bodamer, Stephanie L | 53-08-17-301-224.000-008 | 1599   | 1B              | N  | \$ -                    | \$ -                    | \$ -                           | \$ -                       | \$ 178.32                | \$ -                     | \$ -                            | \$ 178.32                   | \$ 178.32                            |
| Schaeuble, Adam & Marissa A                 | 53-08-17-301-050.000-008 | 1599   | 1B              | N  | \$ -                    | \$ -                    | \$ -                           | \$ -                       | \$ 357.60                | \$ -                     | \$ -                            | \$ 357.60                   | \$ 357.60                            |
| Dewus, Michael A                            | 53-01-41-709-624.000-008 | 1599   | 1B              | N  | \$ -                    | \$ -                    | \$ -                           | \$ -                       | \$ -                     | \$ -                     | \$ -                            | \$ -                        | \$ -                                 |
| Avrineni, Srikanth                          | 53-08-17-301-013.000-008 | 1599   | 1B              | N  | \$ -                    | \$ -                    | \$ -                           | \$ -                       | \$ 354.91                | \$ -                     | \$ -                            | \$ 354.91                   | \$ 354.91                            |

# City of Bloomington



## Area #1B: South-West Annexation Area - Circuit Breaker Impacts Analysis

| Owner Name   | Parcel #                 | Waiver | Annexation Area | AG | Pre-Annex 1% CB Credits | Pre-Annex 2% CB Credits | Pre-Annex 65 & Over CB Credits | Pre-Annex Total CB Credits | Post-Annex 1% CB Credits | Post-Annex 2% CB Credits | Post-Annex 65 & Over CB Credits | Post-Annex Total CB Credits | Total Post-Annex CB Credits Increase |
|--|--------------------------|--------|-----------------|----|-------------------------|-------------------------|--------------------------------|----------------------------|--------------------------|--------------------------|---------------------------------|-----------------------------|--------------------------------------|
| Macintosh, James Cameron III & Kirchoff, Alisha L                | 53-08-17-301-019.000-008 | 1599   | 1B              | N  | \$ -                    | \$ -                    | \$ -                           | \$ -                       | \$ 95.92                 | \$ -                     | \$ -                            | \$ 95.92                    | \$ 95.92                             |
| Carrasquel, Juan Carlos  | 53-08-17-301-016.000-008 | 1599   | 1B              | N  | \$ -                    | \$ -                    | \$ -                           | \$ -                       | \$ -                     | \$ 472.76                | \$ -                            | \$ 472.76                   | \$ 472.76                            |
| Crouch, Timothy E & Terri L                                      | 53-08-17-301-057.000-008 | 1599   | 1B              | N  | \$ -                    | \$ -                    | \$ -                           | \$ -                       | \$ 95.92                 | \$ -                     | \$ -                            | \$ 95.92                    | \$ 95.92                             |
| Cowden, Jill E   | 53-08-17-301-062.000-008 | 1599   | 1B              | N  | \$ -                    | \$ -                    | \$ -                           | \$ -                       | \$ 26.78                 | \$ -                     | \$ -                            | \$ 26.78                    | \$ 26.78                             |
| Soto, Robert & Sharon C  | 53-08-17-301-063.000-008 | 1599   | 1B              | N  | \$ -                    | \$ -                    | \$ -                           | \$ -                       | \$ 206.06                | \$ -                     | \$ -                            | \$ 206.06                   | \$ 206.06                            |
| Falkenberg, Lois M   | 53-08-17-407-030.000-008 | 1205   | 1B              | N  | \$ -                    | \$ -                    | \$ -                           | \$ -                       | \$ -                     | \$ -                     | \$ -                            | \$ -                        | \$ -                                 |
| Alley, Jeremy T  | 53-08-17-407-014.000-008 | 1205   | 1B              | N  | \$ -                    | \$ -                    | \$ -                           | \$ -                       | \$ -                     | \$ -                     | \$ -                            | \$ -                        | \$ -                                 |
| Taboas, Anthony D  | 53-08-17-407-017.000-008 | 1222   | 1B              | N  | \$ -                    | \$ -                    | \$ -                           | \$ -                       | \$ -                     | \$ -                     | \$ -                            | \$ -                        | \$ -                                 |
| Plummer, Kevin R & Elizabeth A                                   | 53-08-17-407-038.000-008 | 1223   | 1B              | N  | \$ -                    | \$ -                    | \$ -                           | \$ -                       | \$ -                     | \$ -                     | \$ -                            | \$ -                        | \$ -                                 |
| Morrison, David & Dana   | 53-08-17-101-003.000-008 |        | 1B              | N  | \$ -                    | \$ -                    | \$ -                           | \$ -                       | \$ 675.16                | \$ -                     | \$ -                            | \$ 675.16                   | \$ 675.16                            |
| Ellington, Jeffrey E & Hope Habbe                                | 53-08-20-100-011.000-008 |        | 1B              | N  | \$ -                    | \$ -                    | \$ -                           | \$ -                       | \$ 452.41                | \$ 87.89                 | \$ -                            | \$ 540.30                   | \$ 540.30                            |
| Baywood LLC  | 53-08-20-100-029.000-008 |        | 1B              | N  | \$ -                    | \$ -                    | \$ -                           | \$ -                       | \$ -                     | \$ 201.08                | \$ -                            | \$ 201.08                   | \$ 201.08                            |
| Richardson, Ricky Warren & Margaret Ann                          | 53-01-43-735-000.000-008 |        | 1B              | N  | \$ -                    | \$ -                    | \$ -                           | \$ -                       | \$ -                     | \$ -                     | \$ -                            | \$ -                        | \$ -                                 |
| Bolsteins, Davis & Alda Katrina                                  | 53-08-17-102-061.000-008 |        | 1B              | N  | \$ -                    | \$ -                    | \$ -                           | \$ -                       | \$ -                     | \$ -                     | \$ -                            | \$ -                        | \$ -                                 |
| Norris, Richene R  | 53-08-17-102-007.000-008 |        | 1B              | N  | \$ -                    | \$ -                    | \$ -                           | \$ -                       | \$ -                     | \$ -                     | \$ -                            | \$ -                        | \$ -                                 |
| Dew, Charyl Lynn & Elkins, Susan Elaine W/LE Smallwood, Ruby     | 53-08-17-104-019.000-008 | 1310   | 1B              | N  | \$ -                    | \$ -                    | \$ 407.00                      | \$ 407.00                  | \$ -                     | \$ -                     | \$ 905.56                       | \$ 905.56                   | \$ 498.56                            |
| Betz, Robert Joseph II & Megan Elizabeth                         | 53-08-17-102-046.000-008 |        | 1B              | N  | \$ -                    | \$ -                    | \$ -                           | \$ -                       | \$ -                     | \$ -                     | \$ -                            | \$ -                        | \$ -                                 |
| Loop, Joseph L & Rachel McNary                                   | 53-08-17-200-007.000-008 |        | 1B              | N  | \$ -                    | \$ -                    | \$ -                           | \$ -                       | \$ 46.24                 | \$ -                     | \$ -                            | \$ 46.24                    | \$ 46.24                             |
| Ayres, Justin J & Lauren E                                       | 53-08-17-104-002.000-008 |        | 1B              | N  | \$ -                    | \$ -                    | \$ -                           | \$ -                       | \$ -                     | \$ -                     | \$ -                            | \$ -                        | \$ -                                 |
| Lovell, Ryan A   | 53-08-17-102-081.000-008 | 1837   | 1B              | N  | \$ -                    | \$ -                    | \$ -                           | \$ -                       | \$ -                     | \$ -                     | \$ -                            | \$ -                        | \$ -                                 |
| JSR Asset Protection Trust; Robertson, Janet S w/l/e 1% interest | 53-08-20-400-102.000-008 | 2372   | 1B              | N  | \$ -                    | \$ -                    | \$ -                           | \$ -                       | \$ 345.59                | \$ -                     | \$ -                            | \$ 345.59                   | \$ 345.59                            |
| Bloomington Board Of Park  | 53-08-20-400-103.000-008 |        | 1B              | N  | \$ -                    | \$ -                    | \$ -                           | \$ -                       | \$ -                     | \$ -                     | \$ -                            | \$ -                        | \$ -                                 |
| L & N Investment Corp.   | 53-08-16-200-052.000-008 |        | 1B              | N  | \$ -                    | \$ -                    | \$ -                           | \$ -                       | \$ -                     | \$ -                     | \$ -                            | \$ -                        | \$ -                                 |
| L & N Investment Corp.   | 53-08-16-200-063.000-008 |        | 1B              | N  | \$ -                    | \$ -                    | \$ -                           | \$ -                       | \$ -                     | \$ -                     | \$ -                            | \$ -                        | \$ -                                 |
| Onis, Jeffrey & Allison  | 53-08-17-100-300.428-008 | 1599   | 1B              | N  | \$ -                    | \$ -                    | \$ -                           | \$ -                       | \$ 505.41                | \$ -                     | \$ -                            | \$ 505.41                   | \$ 505.41                            |
| McGowan, Daniel & Cara   | 53-08-17-100-300.429-008 | 1599   | 1B              | N  | \$ -                    | \$ -                    | \$ -                           | \$ -                       | \$ 508.31                | \$ -                     | \$ -                            | \$ 508.31                   | \$ 508.31                            |
| Parungao, Dondon   | 53-08-17-100-300.430-008 | 1599   | 1B              | N  | \$ -                    | \$ -                    | \$ -                           | \$ -                       | \$ 452.82                | \$ -                     | \$ -                            | \$ 452.82                   | \$ 452.82                            |
| Randle, David & Leila  | 53-08-17-100-300.431-008 | 1599   | 1B              | N  | \$ -                    | \$ -                    | \$ -                           | \$ -                       | \$ 333.58                | \$ -                     | \$ -                            | \$ 333.58                   | \$ 333.58                            |
| Seifert, John P & Anna R   | 53-08-17-100-300.432-008 | 1599   | 1B              | N  | \$ -                    | \$ -                    | \$ -                           | \$ -                       | \$ 241.46                | \$ -                     | \$ -                            | \$ 241.46                   | \$ 241.46                            |
| Pacheco, Mary I  | 53-08-17-100-300.433-008 | 1599   | 1B              | N  | \$ -                    | \$ -                    | \$ -                           | \$ -                       | \$ 585.32                | \$ -                     | \$ -                            | \$ 585.32                   | \$ 585.32                            |
| Paine, Bryan   | 53-08-17-100-300.434-008 | 1599   | 1B              | N  | \$ -                    | \$ -                    | \$ -                           | \$ -                       | \$ 348.08                | \$ -                     | \$ -                            | \$ 348.08                   | \$ 348.08                            |
| Davis, Jeffrey R & Teresa R                                      | 53-08-17-100-300.435-008 | 1599   | 1B              | N  | \$ -                    | \$ -                    | \$ -                           | \$ -                       | \$ 261.96                | \$ -                     | \$ -                            | \$ 261.96                   | \$ 261.96                            |
| Martin, Samuel Bryan & Nancy Anne                                | 53-08-17-100-300.436-008 | 1599   | 1B              | N  | \$ -                    | \$ -                    | \$ -                           | \$ -                       | \$ -                     | \$ -                     | \$ -                            | \$ -                        | \$ -                                 |
| Petty, Gregory J & Palazzolo, Antoinette Rose                    | 53-08-17-100-300.437-008 | 1599   | 1B              | N  | \$ -                    | \$ -                    | \$ -                           | \$ -                       | \$ 446.19                | \$ -                     | \$ -                            | \$ 446.19                   | \$ 446.19                            |
| Duvall, Billy L & Julie A  | 53-08-17-100-300.438-008 | 1599   | 1B              | N  | \$ -                    | \$ -                    | \$ -                           | \$ -                       | \$ 524.45                | \$ -                     | \$ -                            | \$ 524.45                   | \$ 524.45                            |
| Johnson, David C & Kimberly L                                    | 53-08-17-100-300.439-008 | 1599   | 1B              | N  | \$ -                    | \$ -                    | \$ -                           | \$ -                       | \$ 608.91                | \$ -                     | \$ -                            | \$ 608.91                   | \$ 608.91                            |
| Holmberg, Matthew L & Billedo, Lindsey Ann A                     | 53-08-17-100-300.440-008 | 1599   | 1B              | N  | \$ -                    | \$ -                    | \$ -                           | \$ -                       | \$ 467.72                | \$ -                     | \$ -                            | \$ 467.72                   | \$ 467.72                            |
| Bareng, Edward JT  | 53-08-17-100-300.441-008 | 1599   | 1B              | N  | \$ -                    | \$ -                    | \$ -                           | \$ -                       | \$ 227.39                | \$ -                     | \$ -                            | \$ 227.39                   | \$ 227.39                            |
| Dermisek, Radovan  | 53-08-17-100-300.442-008 | 1599   | 1B              | N  | \$ -                    | \$ -                    | \$ -                           | \$ -                       | \$ 98.01                 | \$ -                     | \$ -                            | \$ 98.01                    | \$ 98.01                             |
| Frey, Georgia C Living Trust; w/l/e Frey Georgia C               | 53-08-17-100-300.443-008 | 1599   | 1B              | N  | \$ -                    | \$ -                    | \$ -                           | \$ -                       | \$ 220.14                | \$ -                     | \$ -                            | \$ 220.14                   | \$ 220.14                            |
| Lovig, Daniel T & Lorraine T                                     | 53-08-17-102-009.000-008 |        | 1B              | N  | \$ -                    | \$ -                    | \$ -                           | \$ -                       | \$ -                     | \$ -                     | \$ -                            | \$ -                        | \$ -                                 |

# City of Bloomington



## Area #1B: South-West Annexation Area - Circuit Breaker Impacts Analysis

| Owner Name  | Parcel #                 | Waiver | Annexation Area | AG | Pre-Annex 1% CB Credits | Pre-Annex 2% CB Credits | Pre-Annex 65 & Over CB Credits | Pre-Annex Total CB Credits | Post-Annex 1% CB Credits | Post-Annex 2% CB Credits | Post-Annex 65 & Over CB Credits | Post-Annex Total CB Credits | Total Post-Annex CB Credits Increase |
|---|--------------------------|--------|-----------------|----|-------------------------|-------------------------|--------------------------------|----------------------------|--------------------------|--------------------------|---------------------------------|-----------------------------|--------------------------------------|
| Burns, Dana E   | 53-08-17-104-020.000-008 |        | 1B              | N  | \$ -                    | \$ -                    | \$ -                           | \$ -                       | \$ -                     | \$ -                     | \$ -                            | \$ -                        | \$ -                                 |
| JTCT Investments LLC                                    | 53-08-17-100-024.000-008 |        | 1B              | N  | \$ -                    | \$ -                    | \$ -                           | \$ -                       | \$ -                     | \$ 239.23                | \$ -                            | \$ 239.23                   | \$ 239.23                            |
| Willow Creek Home Owners Association Inc                | 53-08-17-405-033.000-008 |        | 1B              | N  | \$ -                    | \$ -                    | \$ -                           | \$ -                       | \$ -                     | \$ -                     | \$ -                            | \$ -                        | \$ -                                 |
| Brownstein, Alex  | 53-08-17-407-043.000-008 |        | 1B              | N  | \$ -                    | \$ -                    | \$ -                           | \$ -                       | \$ -                     | \$ -                     | \$ -                            | \$ -                        | \$ -                                 |
| Savich, Elizabeth D                                     | 53-08-17-407-016.000-008 | 2468   | 1B              | N  | \$ -                    | \$ -                    | \$ -                           | \$ -                       | \$ 72.75                 | \$ -                     | \$ -                            | \$ 72.75                    | \$ 72.75                             |
| Ellis Investment Properties, LLC                        | 53-08-17-407-025.000-008 | 2444   | 1B              | N  | \$ -                    | \$ -                    | \$ -                           | \$ -                       | \$ -                     | \$ 220.47                | \$ -                            | \$ 220.47                   | \$ 220.47                            |
| Farmers Properties LLC                                  | 53-08-20-200-014.000-008 |        | 1B              | N  | \$ -                    | \$ -                    | \$ -                           | \$ -                       | \$ -                     | \$ -                     | \$ -                            | \$ -                        | \$ -                                 |
| Hutton, Rebecca C; Hutton, James D                      | 53-08-17-108-007.000-008 |        | 1B              | N  | \$ -                    | \$ -                    | \$ -                           | \$ -                       | \$ -                     | \$ -                     | \$ -                            | \$ -                        | \$ -                                 |
| Barbrick, Donna Marie Living Trust                      | 53-08-17-108-008.000-008 |        | 1B              | N  | \$ -                    | \$ -                    | \$ -                           | \$ -                       | \$ -                     | \$ -                     | \$ -                            | \$ -                        | \$ -                                 |
| Holland, Peter James & Amber Lee                        | 53-08-17-108-009.000-008 |        | 1B              | N  | \$ -                    | \$ -                    | \$ -                           | \$ -                       | \$ 1.11                  | \$ -                     | \$ -                            | \$ 1.11                     | \$ 1.11                              |
| Whaley, Gary D. & Jan M. & Whaley, Jeffrey W.           | 53-08-17-108-010.000-008 |        | 1B              | N  | \$ -                    | \$ -                    | \$ -                           | \$ -                       | \$ -                     | \$ 295.08                | \$ -                            | \$ 295.08                   | \$ 295.08                            |
| Gray, Austin Robert                                     | 53-08-17-108-005.000-008 |        | 1B              | N  | \$ -                    | \$ -                    | \$ -                           | \$ -                       | \$ -                     | \$ -                     | \$ -                            | \$ -                        | \$ -                                 |
| Montminy, Theresa D, James A & Chelsea F                | 53-08-17-108-006.000-008 |        | 1B              | N  | \$ -                    | \$ -                    | \$ -                           | \$ -                       | \$ -                     | \$ -                     | \$ -                            | \$ -                        | \$ -                                 |
| Turner, Sandra K  | 53-08-17-108-003.000-008 |        | 1B              | N  | \$ -                    | \$ -                    | \$ -                           | \$ -                       | \$ -                     | \$ -                     | \$ -                            | \$ -                        | \$ -                                 |
| Jens, Lisa A  | 53-08-17-108-001.000-008 |        | 1B              | N  | \$ -                    | \$ -                    | \$ -                           | \$ -                       | \$ -                     | \$ 333.86                | \$ -                            | \$ 333.86                   | \$ 333.86                            |
| Beyers, Gabriel L & Brandy M                            | 53-08-17-108-002.000-008 |        | 1B              | N  | \$ -                    | \$ -                    | \$ -                           | \$ -                       | \$ 96.75                 | \$ -                     | \$ -                            | \$ 96.75                    | \$ 96.75                             |
| Asare, Isak Nti & Mariah Nti                            | 53-08-17-108-004.000-008 |        | 1B              | N  | \$ -                    | \$ -                    | \$ -                           | \$ -                       | \$ -                     | \$ -                     | \$ -                            | \$ -                        | \$ -                                 |
| Lighthouse Christian Academy Inc                        | 53-08-20-300-018.000-008 | 2038   | 1B              | N  | \$ -                    | \$ -                    | \$ -                           | \$ -                       | \$ -                     | \$ -                     | \$ -                            | \$ -                        | \$ -                                 |
| Wylie, Debra K  | 53-08-17-301-056.000-008 | 1599   | 1B              | N  | \$ -                    | \$ -                    | \$ -                           | \$ -                       | \$ 108.76                | \$ -                     | \$ -                            | \$ 108.76                   | \$ 108.76                            |
| Helms, Barry L & Kelly J                                | 53-08-17-301-058.000-008 | 1599   | 1B              | N  | \$ -                    | \$ -                    | \$ -                           | \$ -                       | \$ 263.60                | \$ -                     | \$ -                            | \$ 263.60                   | \$ 263.60                            |
| Nicholson, Brian D & Kim K                              | 53-08-17-301-027.000-008 | 1599   | 1B              | N  | \$ -                    | \$ -                    | \$ -                           | \$ -                       | \$ -                     | \$ -                     | \$ -                            | \$ -                        | \$ -                                 |
| Weller, Benjamin F & Holly L                            | 53-08-17-301-165.000-008 | 1599   | 1B              | N  | \$ -                    | \$ -                    | \$ -                           | \$ -                       | \$ 192.39                | \$ -                     | \$ -                            | \$ 192.39                   | \$ 192.39                            |
| Highlands Subdivision Homeowners Association Inc        | 53-08-17-301-161.000-008 | 1599   | 1B              | N  | \$ -                    | \$ -                    | \$ -                           | \$ -                       | \$ -                     | \$ -                     | \$ -                            | \$ -                        | \$ -                                 |
| Martin, Megan R & Brandon R                             | 53-08-17-301-067.000-008 | 1599   | 1B              | N  | \$ -                    | \$ -                    | \$ -                           | \$ -                       | \$ 213.92                | \$ -                     | \$ -                            | \$ 213.92                   | \$ 213.92                            |
| Carpenter, Jeffrey T & Tayra D                          | 53-08-17-301-041.000-008 | 1599   | 1B              | N  | \$ -                    | \$ -                    | \$ -                           | \$ -                       | \$ -                     | \$ -                     | \$ -                            | \$ -                        | \$ -                                 |
| Hamilton, Wallace & Sandra J                            | 53-08-17-301-042.000-008 | 1599   | 1B              | N  | \$ -                    | \$ -                    | \$ -                           | \$ -                       | \$ 97.18                 | \$ -                     | \$ -                            | \$ 97.18                    | \$ 97.18                             |
| Crum, Matthew R & Emily N                               | 53-08-17-301-112.000-008 | 1599   | 1B              | N  | \$ -                    | \$ -                    | \$ -                           | \$ -                       | \$ 305.83                | \$ -                     | \$ -                            | \$ 305.83                   | \$ 305.83                            |
| Yeager, Joshua D & Mako, Karen D                        | 53-08-17-301-107.000-008 | 1599   | 1B              | N  | \$ -                    | \$ -                    | \$ -                           | \$ -                       | \$ 264.86                | \$ -                     | \$ -                            | \$ 264.86                   | \$ 264.86                            |
| Rajaii, Mohammad & Jalane Deckard                       | 53-08-17-301-167.000-008 | 1599   | 1B              | N  | \$ -                    | \$ -                    | \$ -                           | \$ -                       | \$ 306.26                | \$ -                     | \$ -                            | \$ 306.26                   | \$ 306.26                            |
| Brauer, Sara M  | 53-08-17-301-121.000-008 | 1599   | 1B              | N  | \$ -                    | \$ -                    | \$ -                           | \$ -                       | \$ 196.95                | \$ -                     | \$ -                            | \$ 196.95                   | \$ 196.95                            |
| Podicheti, Murali & Jagirdar, Roopa Kiran               | 53-08-17-301-114.000-008 | 1599   | 1B              | N  | \$ -                    | \$ -                    | \$ -                           | \$ -                       | \$ 52.03                 | \$ -                     | \$ -                            | \$ 52.03                    | \$ 52.03                             |
| Swan, David & Desiree                                   | 53-08-17-108-011.000-008 |        | 1B              | N  | \$ -                    | \$ -                    | \$ -                           | \$ -                       | \$ -                     | \$ -                     | \$ -                            | \$ -                        | \$ -                                 |
| Zonkel, Christine                                       | 53-08-17-108-012.000-008 |        | 1B              | N  | \$ -                    | \$ -                    | \$ -                           | \$ -                       | \$ -                     | \$ -                     | \$ -                            | \$ -                        | \$ -                                 |
| Thrush, Robert Scott                                    | 53-08-17-108-013.000-008 |        | 1B              | N  | \$ -                    | \$ -                    | \$ -                           | \$ -                       | \$ -                     | \$ -                     | \$ -                            | \$ -                        | \$ -                                 |
| Rucola Dev Corp   | 53-08-17-200-001.000-008 | 1253   | 1B              | N  | \$ -                    | \$ -                    | \$ -                           | \$ -                       | \$ -                     | \$ -                     | \$ -                            | \$ -                        | \$ -                                 |
| Owens, Brandon Kyle                                     | 53-08-17-107-008.000-008 |        | 1B              | N  | \$ -                    | \$ -                    | \$ -                           | \$ -                       | \$ -                     | \$ -                     | \$ -                            | \$ -                        | \$ -                                 |
| Forman, Maureen & Christopher Koester                   | 53-08-17-107-012.000-008 |        | 1B              | N  | \$ -                    | \$ -                    | \$ -                           | \$ -                       | \$ -                     | \$ -                     | \$ -                            | \$ -                        | \$ -                                 |
| Zinser, Zachary Alan & Diana Jane Weinblatt             | 53-08-17-107-004.000-008 |        | 1B              | N  | \$ -                    | \$ -                    | \$ -                           | \$ -                       | \$ -                     | \$ -                     | \$ -                            | \$ -                        | \$ -                                 |
| Martindale, Matthew S & Elizabeth A                     | 53-08-17-107-001.000-008 |        | 1B              | N  | \$ -                    | \$ -                    | \$ -                           | \$ -                       | \$ -                     | \$ -                     | \$ -                            | \$ -                        | \$ -                                 |
| Talbot, Michelle H; Talbot, Sue H & Talbot, Robert M Jr | 53-08-17-107-003.000-008 |        | 1B              | N  | \$ -                    | \$ -                    | \$ -                           | \$ -                       | \$ -                     | \$ -                     | \$ -                            | \$ -                        | \$ -                                 |

# City of Bloomington



## Area #1B: South-West Annexation Area - Circuit Breaker Impacts Analysis

| Owner Name                            | Parcel #                 | Waiver | Annexation Area | AG | Pre-Annex 1% CB Credits | Pre-Annex 2% CB Credits | Pre-Annex 65 & Over CB Credits | Pre-Annex Total CB Credits | Post-Annex 1% CB Credits | Post-Annex 2% CB Credits | Post-Annex 65 & Over CB Credits | Post-Annex Total CB Credits | Total Post-Annex CB Credits Increase |
|---------------------------------------|--------------------------|--------|-----------------|----|-------------------------|-------------------------|--------------------------------|----------------------------|--------------------------|--------------------------|---------------------------------|-----------------------------|--------------------------------------|
| Sayre, Katherine M                    | 53-08-17-107-002.000-008 |        | 1B              | N  | \$ -                    | \$ -                    | \$ -                           | \$ -                       | \$ -                     | \$ 292.97                | \$ -                            | \$ 292.97                   | \$ 292.97                            |
| Brown, Kristi L                       | 53-08-17-301-168.000-008 | 1599   | 1B              | N  | \$ -                    | \$ -                    | \$ -                           | \$ -                       | \$ 234.21                | \$ -                     | \$ -                            | \$ 234.21                   | \$ 234.21                            |
| Steele, Nelson E & Elizabeth A        | 53-08-17-301-163.000-008 | 1599   | 1B              | N  | \$ -                    | \$ -                    | \$ -                           | \$ -                       | \$ 45.00                 | \$ -                     | \$ -                            | \$ 45.00                    | \$ 45.00                             |
| Bragin, Nicholas A & Anna M           | 53-08-17-301-137.000-008 | 1599   | 1B              | N  | \$ -                    | \$ -                    | \$ -                           | \$ -                       | \$ 359.46                | \$ -                     | \$ -                            | \$ 359.46                   | \$ 359.46                            |
| Kluesner, Linus W & Nancy M           | 53-08-17-301-177.000-008 | 1599   | 1B              | N  | \$ -                    | \$ -                    | \$ -                           | \$ -                       | \$ 184.12                | \$ -                     | \$ -                            | \$ 184.12                   | \$ 184.12                            |
| Calloway, Jeffrey G & Amy E           | 53-08-17-301-171.000-008 | 1599   | 1B              | N  | \$ -                    | \$ -                    | \$ -                           | \$ -                       | \$ 299.64                | \$ -                     | \$ -                            | \$ 299.64                   | \$ 299.64                            |
| Kaatz, Jean L                         | 53-08-17-301-120.000-008 | 1599   | 1B              | N  | \$ -                    | \$ -                    | \$ -                           | \$ -                       | \$ 449.11                | \$ -                     | \$ -                            | \$ 449.11                   | \$ 449.11                            |
| Kleinbauer, L Mark & Susan K          | 53-08-17-100-044.000-008 |        | 1B              | N  | \$ -                    | \$ -                    | \$ -                           | \$ -                       | \$ -                     | \$ -                     | \$ -                            | \$ -                        | \$ -                                 |
| Hays, David K w/l/e Tony Delayed Hays | 53-08-17-400-024.000-008 |        | 1B              | N  | \$ -                    | \$ -                    | \$ -                           | \$ -                       | \$ -                     | \$ -                     | \$ -                            | \$ -                        | \$ -                                 |
| Wulf, Anne W                          | 53-08-17-103-004.000-008 |        | 1B              | N  | \$ -                    | \$ -                    | \$ -                           | \$ -                       | \$ 17.68                 | \$ -                     | \$ -                            | \$ 17.68                    | \$ 17.68                             |
| Ellington, Jeffrey E & Hope Habbe     | 53-08-20-100-013.000-008 |        | 1B              | N  | \$ -                    | \$ -                    | \$ -                           | \$ -                       | \$ -                     | \$ -                     | \$ -                            | \$ -                        | \$ -                                 |
| E R W Corp                            | 53-08-20-100-030.000-008 | 2266   | 1B              | N  | \$ -                    | \$ -                    | \$ -                           | \$ -                       | \$ -                     | \$ -                     | \$ -                            | \$ -                        | \$ -                                 |
| Gall, Mark A                          | 53-08-20-102-003.000-008 | 1157   | 1B              | N  | \$ -                    | \$ -                    | \$ -                           | \$ -                       | \$ 178.33                | \$ -                     | \$ -                            | \$ 178.33                   | \$ 178.33                            |
| Ranz, Jaclyn                          | 53-08-20-102-015.000-008 | 1157   | 1B              | N  | \$ -                    | \$ -                    | \$ -                           | \$ -                       | \$ 16.44                 | \$ -                     | \$ -                            | \$ 16.44                    | \$ 16.44                             |
| George, Edward J. & Mary Ellen        | 53-08-20-102-012.000-008 | 1157   | 1B              | N  | \$ -                    | \$ -                    | \$ -                           | \$ -                       | \$ 137.34                | \$ -                     | \$ -                            | \$ 137.34                   | \$ 137.34                            |
| Owicki, Eleanor A                     | 53-08-20-102-006.000-008 | 1157   | 1B              | N  | \$ -                    | \$ -                    | \$ -                           | \$ -                       | \$ 58.67                 | \$ -                     | \$ -                            | \$ 58.67                    | \$ 58.67                             |
| Towle, Susan M & Towle, Cheryl D      | 53-08-20-102-005.000-008 | 1157   | 1B              | N  | \$ -                    | \$ -                    | \$ -                           | \$ -                       | \$ 34.65                 | \$ -                     | \$ -                            | \$ 34.65                    | \$ 34.65                             |
| Belcher, Thomas J & Sherrill A        | 53-08-20-102-007.000-008 | 1157   | 1B              | N  | \$ -                    | \$ -                    | \$ -                           | \$ -                       | \$ -                     | \$ 360.00                | \$ -                            | \$ 360.00                   | \$ 360.00                            |
| Fullerton LLC                         | 53-08-19-200-049.000-008 |        | 1B              | N  | \$ -                    | \$ -                    | \$ -                           | \$ -                       | \$ -                     | \$ -                     | \$ -                            | \$ -                        | \$ -                                 |
| Rudicil, Karen K                      | 53-08-17-102-070.000-008 |        | 1B              | N  | \$ -                    | \$ -                    | \$ -                           | \$ -                       | \$ 18.51                 | \$ -                     | \$ -                            | \$ 18.51                    | \$ 18.51                             |
| Eck, Jon C & Starr L                  | 53-08-17-100-002.000-008 | 1313   | 1B              | N  | \$ -                    | \$ -                    | \$ -                           | \$ -                       | \$ 10.23                 | \$ -                     | \$ -                            | \$ 10.23                    | \$ 10.23                             |
| McConahay, Mark & Kathleen            | 53-08-17-110-005.000-008 | 2356   | 1B              | N  | \$ -                    | \$ -                    | \$ -                           | \$ -                       | \$ -                     | \$ -                     | \$ -                            | \$ -                        | \$ -                                 |
| Quimby, Joshua C & Claire E           | 53-08-20-102-004.000-008 | 1157   | 1B              | N  | \$ -                    | \$ -                    | \$ -                           | \$ -                       | \$ 213.09                | \$ -                     | \$ -                            | \$ 213.09                   | \$ 213.09                            |
| Qualls, George A & Barbara S          | 53-08-20-102-009.000-008 | 1157   | 1B              | N  | \$ -                    | \$ -                    | \$ -                           | \$ -                       | \$ -                     | \$ -                     | \$ -                            | \$ -                        | \$ -                                 |
| Hacker, Joseph II                     | 53-01-40-892-000.000-008 |        | 1B              | N  | \$ -                    | \$ -                    | \$ -                           | \$ -                       | \$ -                     | \$ -                     | \$ -                            | \$ -                        | \$ -                                 |
| RSSJ Rentals LLC                      | 53-08-19-200-028.000-008 |        | 1B              | N  | \$ -                    | \$ -                    | \$ -                           | \$ -                       | \$ -                     | \$ 302.04                | \$ -                            | \$ 302.04                   | \$ 302.04                            |
| Burcham, Douglas Joe & Rita Kay       | 53-08-17-401-015.000-008 | 1358   | 1B              | N  | \$ -                    | \$ -                    | \$ -                           | \$ -                       | \$ -                     | \$ -                     | \$ -                            | \$ -                        | \$ -                                 |
| Duncan, Inez M Revocable Living Trust | 53-08-17-401-009.000-008 |        | 1B              | N  | \$ -                    | \$ -                    | \$ -                           | \$ -                       | \$ -                     | \$ -                     | \$ -                            | \$ -                        | \$ -                                 |
| Country Club Terrace Land LLC         | 53-08-17-401-011.000-008 |        | 1B              | N  | \$ -                    | \$ -                    | \$ -                           | \$ -                       | \$ -                     | \$ 1,790.73              | \$ -                            | \$ 1,790.73                 | \$ 1,790.73                          |
| Duncan, Brandon                       | 53-08-17-401-014.000-008 |        | 1B              | N  | \$ -                    | \$ -                    | \$ -                           | \$ -                       | \$ -                     | \$ -                     | \$ -                            | \$ -                        | \$ -                                 |
| Johnson, Dennis L & Linda J.          | 53-08-17-407-041.000-008 |        | 1B              | N  | \$ -                    | \$ -                    | \$ -                           | \$ -                       | \$ -                     | \$ -                     | \$ -                            | \$ -                        | \$ -                                 |
| Shields, Anthony J                    | 53-08-19-200-029.000-008 |        | 1B              | N  | \$ -                    | \$ -                    | \$ -                           | \$ -                       | \$ -                     | \$ -                     | \$ -                            | \$ -                        | \$ -                                 |
| Burke, Alexander L & Sarah B Davis    | 53-08-17-102-003.000-008 |        | 1B              | N  | \$ -                    | \$ -                    | \$ -                           | \$ -                       | \$ -                     | \$ -                     | \$ -                            | \$ -                        | \$ -                                 |
| Boling, Todd & Beth                   | 53-01-40-111-000.000-008 | 2169   | 1B              | Y  | \$ -                    | \$ -                    | \$ -                           | \$ -                       | \$ -                     | \$ -                     | \$ -                            | \$ -                        | \$ -                                 |
| Moore, Brian E & Carla S              | 53-08-18-400-001.000-008 | 2169   | 1B              | N  | \$ -                    | \$ -                    | \$ -                           | \$ -                       | \$ 12,166.24             | \$ 110.66                | \$ -                            | \$ 12,276.90                | \$ 12,276.90                         |
| City of Bloomington, Indiana          | 53-01-40-111-003.000-008 |        | 1B              | N  | \$ -                    | \$ -                    | \$ -                           | \$ -                       | \$ -                     | \$ -                     | \$ -                            | \$ -                        | \$ -                                 |
| City of Bloomington, Indiana          | 53-08-18-400-002.000-008 |        | 1B              | N  | \$ -                    | \$ -                    | \$ -                           | \$ -                       | \$ -                     | \$ -                     | \$ -                            | \$ -                        | \$ -                                 |
| McGuire, Ashley E                     | 53-08-17-204-008.000-008 |        | 1B              | N  | \$ -                    | \$ -                    | \$ -                           | \$ -                       | \$ -                     | \$ -                     | \$ -                            | \$ -                        | \$ -                                 |
| McGuire, Judith A                     | 53-08-17-102-052.000-008 |        | 1B              | N  | \$ -                    | \$ -                    | \$ -                           | \$ -                       | \$ -                     | \$ 290.02                | \$ -                            | \$ 290.02                   | \$ 290.02                            |
| Seyller, Michael C & Cox, Mark        | 53-08-17-107-010.000-008 |        | 1B              | N  | \$ -                    | \$ -                    | \$ -                           | \$ -                       | \$ -                     | \$ -                     | \$ -                            | \$ -                        | \$ -                                 |
| Bracken, James J & Daryl L            | 53-08-17-107-005.000-008 |        | 1B              | N  | \$ -                    | \$ -                    | \$ -                           | \$ -                       | \$ -                     | \$ -                     | \$ -                            | \$ -                        | \$ -                                 |
| Kessler, Mary Lou                     | 53-08-17-107-006.000-008 |        | 1B              | N  | \$ -                    | \$ -                    | \$ -                           | \$ -                       | \$ -                     | \$ -                     | \$ -                            | \$ -                        | \$ -                                 |
| Roney, Timothy L & Jodi M             | 53-08-17-107-009.000-008 |        | 1B              | N  | \$ -                    | \$ -                    | \$ -                           | \$ -                       | \$ -                     | \$ -                     | \$ -                            | \$ -                        | \$ -                                 |
| Harms, Matthew G                      | 53-08-17-107-011.000-008 |        | 1B              | N  | \$ -                    | \$ -                    | \$ -                           | \$ -                       | \$ -                     | \$ -                     | \$ -                            | \$ -                        | \$ -                                 |
| Hofferth, John W & Lesa G             | 53-01-41-741-039.000-008 | 1730   | 1B              | N  | \$ -                    | \$ -                    | \$ -                           | \$ -                       | \$ -                     | \$ -                     | \$ -                            | \$ -                        | \$ -                                 |
| Davidson, Kathy J                     | 53-01-41-741-040.000-008 | 1730   | 1B              | N  | \$ -                    | \$ -                    | \$ -                           | \$ -                       | \$ -                     | \$ -                     | \$ -                            | \$ -                        | \$ -                                 |
| Bomba, Elizabeth                      | 53-01-41-741-041.000-008 | 1730   | 1B              | N  | \$ -                    | \$ -                    | \$ -                           | \$ -                       | \$ -                     | \$ 264.52                | \$ -                            | \$ 264.52                   | \$ 264.52                            |
| Benckart, Kelsy L                     | 53-01-41-741-042.000-008 | 1730   | 1B              | N  | \$ -                    | \$ -                    | \$ -                           | \$ -                       | \$ -                     | \$ -                     | \$ -                            | \$ -                        | \$ -                                 |

# City of Bloomington

## Area #1B: South-West Annexation Area - Circuit Breaker Impacts Analysis



| Owner Name                                 | Parcel #                 | Waiver | Annexation Area | AG | Pre-Annex 1% CB Credits | Pre-Annex 2% CB Credits | Pre-Annex 65 & Over CB Credits | Pre-Annex Total CB Credits | Post-Annex 1% CB Credits | Post-Annex 2% CB Credits | Post-Annex 65 & Over CB Credits | Post-Annex Total CB Credits | Total Post-Annex CB Credits Increase |
|--|--------------------------|--------|-----------------|----|-------------------------|-------------------------|--------------------------------|----------------------------|--------------------------|--------------------------|---------------------------------|-----------------------------|--------------------------------------|
| Rubeck, Ronald R & M Kathleen              | 53-01-41-741-043.000-008 | 1730   | 1B              | N  | \$ -                    | \$ -                    | \$ -                           | \$ -                       | \$ -                     | \$ 268.52                | \$ -                            | \$ 268.52                   | \$ 268.52                            |
| Rubeck, Brent Ryan                         | 53-01-41-741-044.000-008 | 1730   | 1B              | N  | \$ -                    | \$ -                    | \$ -                           | \$ -                       | \$ -                     | \$ 268.52                | \$ -                            | \$ 268.52                   | \$ 268.52                            |
| Edwards, Tina N                            | 53-01-41-741-045.000-008 | 1730   | 1B              | N  | \$ -                    | \$ -                    | \$ -                           | \$ -                       | \$ -                     | \$ -                     | \$ -                            | \$ -                        | \$ -                                 |
| Taylor, Jill L                             | 53-01-41-741-046.000-008 | 1730   | 1B              | N  | \$ -                    | \$ -                    | \$ -                           | \$ -                       | \$ -                     | \$ -                     | \$ -                            | \$ -                        | \$ -                                 |
| Roehling, Steven R                         | 53-01-41-741-047.000-008 | 1730   | 1B              | N  | \$ -                    | \$ -                    | \$ -                           | \$ -                       | \$ -                     | \$ -                     | \$ -                            | \$ -                        | \$ -                                 |
| Harris, John H                             | 53-01-41-741-048.000-008 | 1730   | 1B              | N  | \$ -                    | \$ -                    | \$ -                           | \$ -                       | \$ -                     | \$ -                     | \$ -                            | \$ -                        | \$ -                                 |
| Agh, Ryan E & Agh, Julius C & Terri S      | 53-01-41-741-049.000-008 | 1730   | 1B              | N  | \$ -                    | \$ -                    | \$ -                           | \$ -                       | \$ -                     | \$ -                     | \$ -                            | \$ -                        | \$ -                                 |
| Smith, Neil; Kaley, Emily                  | 53-08-17-301-140.000-008 | 1599   | 1B              | N  | \$ -                    | \$ -                    | \$ -                           | \$ -                       | \$ 100.07                | \$ -                     | \$ -                            | \$ 100.07                   | \$ 100.07                            |
| Granger, Robert Edward & Meredith Michelle | 53-08-17-301-132.000-008 | 1599   | 1B              | N  | \$ -                    | \$ -                    | \$ -                           | \$ -                       | \$ 211.86                | \$ -                     | \$ -                            | \$ 211.86                   | \$ 211.86                            |
| Wang, Yi                                   | 53-08-17-301-176.000-008 | 1599   | 1B              | N  | \$ -                    | \$ -                    | \$ -                           | \$ -                       | \$ 127.82                | \$ -                     | \$ -                            | \$ 127.82                   | \$ 127.82                            |
| Cady, Dorn D & Kimberly K                  | 53-08-17-301-185.000-008 | 1599   | 1B              | N  | \$ -                    | \$ -                    | \$ -                           | \$ -                       | \$ -                     | \$ -                     | \$ -                            | \$ -                        | \$ -                                 |
| Steele, James R & Jennifer                 | 53-08-17-301-184.000-008 | 1599   | 1B              | N  | \$ -                    | \$ -                    | \$ -                           | \$ -                       | \$ 268.59                | \$ -                     | \$ -                            | \$ 268.59                   | \$ 268.59                            |
| Dennist, Dedic R                           | 53-08-17-301-147.000-008 | 1599   | 1B              | N  | \$ -                    | \$ -                    | \$ -                           | \$ -                       | \$ -                     | \$ 351.61                | \$ -                            | \$ 351.61                   | \$ 351.61                            |
| Staten, Jessica G & Dobbs, Shane           | 53-08-17-301-199.000-008 | 1599   | 1B              | N  | \$ -                    | \$ -                    | \$ -                           | \$ -                       | \$ 437.70                | \$ -                     | \$ -                            | \$ 437.70                   | \$ 437.70                            |
| Anderson, Dana L & Thalia M                | 53-08-17-301-198.000-008 | 1599   | 1B              | N  | \$ -                    | \$ -                    | \$ -                           | \$ -                       | \$ 387.41                | \$ -                     | \$ -                            | \$ 387.41                   | \$ 387.41                            |
| Jerome, John R & Roseanne G                | 53-08-17-301-139.000-008 | 1599   | 1B              | N  | \$ -                    | \$ -                    | \$ -                           | \$ -                       | \$ -                     | \$ -                     | \$ -                            | \$ -                        | \$ -                                 |
| Weeks, Doris M                             | 53-08-17-301-138.000-008 | 1599   | 1B              | N  | \$ -                    | \$ -                    | \$ -                           | \$ -                       | \$ 291.35                | \$ -                     | \$ -                            | \$ 291.35                   | \$ 291.35                            |
| Liu, Zifei                                 | 53-08-17-301-127.000-008 | 1599   | 1B              | N  | \$ -                    | \$ -                    | \$ -                           | \$ -                       | \$ 424.26                | \$ -                     | \$ -                            | \$ 424.26                   | \$ 424.26                            |
| Brown, Paul D                              | 53-08-17-301-118.000-008 | 1599   | 1B              | N  | \$ -                    | \$ -                    | \$ -                           | \$ -                       | \$ 318.27                | \$ -                     | \$ -                            | \$ 318.27                   | \$ 318.27                            |
| Salva, Christian Robelle V                 | 53-08-17-301-219.000-008 | 1599   | 1B              | N  | \$ -                    | \$ -                    | \$ -                           | \$ -                       | \$ 141.47                | \$ -                     | \$ -                            | \$ 141.47                   | \$ 141.47                            |
| Smith, Jay D & Marlene H                   | 53-08-17-301-119.000-008 | 1599   | 1B              | N  | \$ -                    | \$ -                    | \$ -                           | \$ -                       | \$ 427.15                | \$ -                     | \$ -                            | \$ 427.15                   | \$ 427.15                            |
| Bullman, Nicholas D                        | 53-08-17-301-217.000-008 | 1599   | 1B              | N  | \$ -                    | \$ -                    | \$ -                           | \$ -                       | \$ 118.71                | \$ -                     | \$ -                            | \$ 118.71                   | \$ 118.71                            |
| Whitt, Robert D & Susan C                  | 53-08-17-301-218.000-008 | 1599   | 1B              | N  | \$ -                    | \$ -                    | \$ -                           | \$ -                       | \$ 488.42                | \$ -                     | \$ -                            | \$ 488.42                   | \$ 488.42                            |
| Hanlon, Cosima A                           | 53-08-17-300-004.000-008 | 1599   | 1B              | N  | \$ -                    | \$ -                    | \$ -                           | \$ -                       | \$ 301.70                | \$ -                     | \$ -                            | \$ 301.70                   | \$ 301.70                            |
| Aguilar, Abel R                            | 53-08-17-301-170.000-008 | 1599   | 1B              | N  | \$ -                    | \$ -                    | \$ -                           | \$ -                       | \$ 450.75                | \$ -                     | \$ -                            | \$ 450.75                   | \$ 450.75                            |
| Leffel, Kyle G & Jordan                    | 53-08-17-301-220.000-008 | 1599   | 1B              | N  | \$ -                    | \$ -                    | \$ -                           | \$ -                       | \$ 328.62                | \$ -                     | \$ -                            | \$ 328.62                   | \$ 328.62                            |
| Foley, Paul Michael III                    | 53-08-17-105-001.000-008 | 1730   | 1B              | N  | \$ -                    | \$ -                    | \$ -                           | \$ -                       | \$ -                     | \$ 182.99                | \$ -                            | \$ 182.99                   | \$ 182.99                            |
| Brentwood Development Corp.                | 53-08-17-105-003.000-008 | 1253   | 1B              | N  | \$ -                    | \$ -                    | \$ -                           | \$ -                       | \$ -                     | \$ -                     | \$ -                            | \$ -                        | \$ -                                 |
| Devine, Tyler A                            | 53-08-17-106-018.000-008 |        | 1B              | N  | \$ -                    | \$ -                    | \$ -                           | \$ -                       | \$ -                     | \$ -                     | \$ -                            | \$ -                        | \$ -                                 |
| Desmond, Joshua G                          | 53-08-17-106-004.000-008 |        | 1B              | N  | \$ -                    | \$ -                    | \$ -                           | \$ -                       | \$ -                     | \$ -                     | \$ -                            | \$ -                        | \$ -                                 |
| Antalis, Michael S & Megan E               | 53-08-17-106-007.000-008 |        | 1B              | N  | \$ -                    | \$ -                    | \$ -                           | \$ -                       | \$ -                     | \$ -                     | \$ -                            | \$ -                        | \$ -                                 |
| Knipstine, Eric D; Springer, Abigail N     | 53-08-17-102-008.000-008 |        | 1B              | N  | \$ -                    | \$ -                    | \$ -                           | \$ -                       | \$ -                     | \$ -                     | \$ -                            | \$ -                        | \$ -                                 |
| Jordan, Robert D & Jacqueline              | 53-08-18-103-003.313-008 | 1599   | 1B              | N  | \$ -                    | \$ -                    | \$ -                           | \$ -                       | \$ 407.28                | \$ -                     | \$ -                            | \$ 407.28                   | \$ 407.28                            |
| Highlands Homeowners Association Inc       | 53-08-18-103-003.454-008 | 1599   | 1B              | N  | \$ -                    | \$ -                    | \$ -                           | \$ -                       | \$ -                     | \$ -                     | \$ -                            | \$ -                        | \$ -                                 |
| Highlands Homeowners Association Inc       | 53-01-41-708-900.000-008 | 1599   | 1B              | N  | \$ -                    | \$ -                    | \$ -                           | \$ -                       | \$ -                     | \$ -                     | \$ -                            | \$ -                        | \$ -                                 |
| Highlands Homeowners Association Inc       | 53-01-41-709-000.000-008 | 1599   | 1B              | N  | \$ -                    | \$ -                    | \$ -                           | \$ -                       | \$ -                     | \$ -                     | \$ -                            | \$ -                        | \$ -                                 |
| CPW Properties LLC                         | 53-01-41-709-001.000-008 | 1447   | 1B              | N  | \$ -                    | \$ -                    | \$ -                           | \$ -                       | \$ -                     | \$ -                     | \$ -                            | \$ -                        | \$ -                                 |
| Letner, John W & Kimberly M                | 53-08-20-102-010.000-008 | 1157   | 1B              | N  | \$ -                    | \$ -                    | \$ -                           | \$ -                       | \$ 40.45                 | \$ -                     | \$ -                            | \$ 40.45                    | \$ 40.45                             |
| Dafoe, Alan R & Donna J                    | 53-08-20-102-013.000-008 | 1157   | 1B              | N  | \$ -                    | \$ -                    | \$ -                           | \$ -                       | \$ 162.60                | \$ -                     | \$ -                            | \$ 162.60                   | \$ 162.60                            |
| Galyan, Barry K. & Brenda K.               | 53-08-20-102-002.000-008 | 1157   | 1B              | N  | \$ -                    | \$ -                    | \$ -                           | \$ -                       | \$ 403.96                | \$ -                     | \$ -                            | \$ 403.96                   | \$ 403.96                            |
| Martinez, Alfredo & Ofelia                 | 53-08-20-102-001.000-008 | 1157   | 1B              | N  | \$ -                    | \$ -                    | \$ -                           | \$ -                       | \$ 72.32                 | \$ -                     | \$ -                            | \$ 72.32                    | \$ 72.32                             |
| Giesler, Jason Edward & Jennifer A Long    | 53-08-20-102-014.000-008 | 1157   | 1B              | N  | \$ -                    | \$ -                    | \$ -                           | \$ -                       | \$ 52.46                 | \$ -                     | \$ -                            | \$ 52.46                    | \$ 52.46                             |
| Blauvelt, Linda D                          | 53-08-20-103-027.000-008 |        | 1B              | N  | \$ -                    | \$ -                    | \$ -                           | \$ -                       | \$ 324.89                | \$ -                     | \$ -                            | \$ 324.89                   | \$ 324.89                            |
| Tow, Charles Byron & Carol A               | 53-08-20-103-028.000-008 |        | 1B              | N  | \$ -                    | \$ -                    | \$ -                           | \$ -                       | \$ 192.81                | \$ -                     | \$ -                            | \$ 192.81                   | \$ 192.81                            |

# City of Bloomington



## Area #1B: South-West Annexation Area - Circuit Breaker Impacts Analysis

| Owner Name   | Parcel #                 | Waiver | Annexation Area | AG | Pre-Annex 1% CB Credits | Pre-Annex 2% CB Credits | Pre-Annex 65 & Over CB Credits | Pre-Annex Total CB Credits | Post-Annex 1% CB Credits | Post-Annex 2% CB Credits | Post-Annex 65 & Over CB Credits | Post-Annex Total CB Credits | Total Post-Annex CB Credits Increase |
|--|--------------------------|--------|-----------------|----|-------------------------|-------------------------|--------------------------------|----------------------------|--------------------------|--------------------------|---------------------------------|-----------------------------|--------------------------------------|
| Hochstetler, Brian E & Amy B                       | 53-08-20-103-007.000-008 |        | 1B              | N  | \$ -                    | \$ -                    | \$ -                           | \$ -                       | \$ 96.75                 | \$ -                     | \$ -                            | \$ 96.75                    | \$ 96.75                             |
| Simpson, Harold V I & Jane                         | 53-08-20-103-009.000-008 |        | 1B              | N  | \$ -                    | \$ -                    | \$ -                           | \$ -                       | \$ 97.17                 | \$ -                     | \$ -                            | \$ 97.17                    | \$ 97.17                             |
| Balk, Suzanne M                                    | 53-08-20-103-029.000-008 |        | 1B              | N  | \$ -                    | \$ -                    | \$ -                           | \$ -                       | \$ 278.51                | \$ -                     | \$ -                            | \$ 278.51                   | \$ 278.51                            |
| Laucella, Keith T & Karen E                        | 53-08-20-103-012.000-008 |        | 1B              | N  | \$ -                    | \$ -                    | \$ -                           | \$ -                       | \$ 155.97                | \$ -                     | \$ -                            | \$ 155.97                   | \$ 155.97                            |
| Ellis, Erin L; Muse, Jennifer L                    | 53-08-20-103-011.000-008 |        | 1B              | N  | \$ -                    | \$ -                    | \$ -                           | \$ -                       | \$ 40.45                 | \$ -                     | \$ -                            | \$ 40.45                    | \$ 40.45                             |
| McMillan, Marylou                                  | 53-08-20-103-016.000-008 |        | 1B              | N  | \$ -                    | \$ -                    | \$ -                           | \$ -                       | \$ -                     | \$ -                     | \$ -                            | \$ -                        | \$ -                                 |
| Brown, Fredina T                                   | 53-08-20-103-015.000-008 |        | 1B              | N  | \$ -                    | \$ -                    | \$ -                           | \$ -                       | \$ 84.34                 | \$ -                     | \$ -                            | \$ 84.34                    | \$ 84.34                             |
| Fosha, Joel F & Sherilyn M Living Trust            | 53-08-20-103-010.000-008 |        | 1B              | N  | \$ -                    | \$ -                    | \$ -                           | \$ -                       | \$ -                     | \$ -                     | \$ -                            | \$ -                        | \$ -                                 |
| Teuschler, Jacob M & Tashi L                       | 53-08-20-103-001.000-008 |        | 1B              | N  | \$ -                    | \$ -                    | \$ -                           | \$ -                       | \$ 251.61                | \$ -                     | \$ -                            | \$ 251.61                   | \$ 251.61                            |
| Day, Kenneth G. & Lana J.                          | 53-08-20-103-014.000-008 |        | 1B              | N  | \$ -                    | \$ -                    | \$ -                           | \$ -                       | \$ 110.42                | \$ -                     | \$ -                            | \$ 110.42                   | \$ 110.42                            |
| Cook, Bradley D & Emily L                          | 53-08-20-103-005.000-008 |        | 1B              | N  | \$ -                    | \$ -                    | \$ -                           | \$ -                       | \$ 18.92                 | \$ -                     | \$ -                            | \$ 18.92                    | \$ 18.92                             |
| Holtsclaw, James W                                 | 53-08-20-103-004.000-008 |        | 1B              | N  | \$ -                    | \$ -                    | \$ -                           | \$ -                       | \$ 102.97                | \$ -                     | \$ -                            | \$ 102.97                   | \$ 102.97                            |
| Lent, Randall L & Lisa K                           | 53-08-20-103-020.000-008 |        | 1B              | N  | \$ -                    | \$ -                    | \$ -                           | \$ -                       | \$ 28.86                 | \$ -                     | \$ -                            | \$ 28.86                    | \$ 28.86                             |
| Anderson, Robert W. & Sara B.                      | 53-08-20-103-019.000-008 |        | 1B              | N  | \$ -                    | \$ -                    | \$ -                           | \$ -                       | \$ 230.91                | \$ -                     | \$ -                            | \$ 230.91                   | \$ 230.91                            |
| Garcia, John P. & Frances                          | 53-08-20-103-026.000-008 |        | 1B              | N  | \$ -                    | \$ -                    | \$ -                           | \$ -                       | \$ 40.45                 | \$ -                     | \$ -                            | \$ 40.45                    | \$ 40.45                             |
| Bryant, Christopher Michael & Anna Barbara Kearney | 53-08-20-103-013.000-008 |        | 1B              | N  | \$ -                    | \$ -                    | \$ -                           | \$ -                       | \$ 95.92                 | \$ -                     | \$ -                            | \$ 95.92                    | \$ 95.92                             |
| Schnaars, Matthew H & Elise L A                    | 53-08-17-401-003.000-008 |        | 1B              | N  | \$ -                    | \$ -                    | \$ -                           | \$ -                       | \$ -                     | \$ -                     | \$ -                            | \$ -                        | \$ -                                 |
| Claerbout, Mark E & Patricia G Trust               | 53-08-17-102-060.000-008 |        | 1B              | N  | \$ -                    | \$ -                    | \$ -                           | \$ -                       | \$ 158.04                | \$ -                     | \$ -                            | \$ 158.04                   | \$ 158.04                            |
| Vogt, Angela R. & Kimberly S.                      | 53-08-17-402-007.000-008 | 1297   | 1B              | N  | \$ -                    | \$ -                    | \$ -                           | \$ -                       | \$ 320.76                | \$ -                     | \$ -                            | \$ 320.76                   | \$ 320.76                            |
| Charles, William D. & Denisee Stamps               | 53-08-17-102-076.000-008 |        | 1B              | N  | \$ -                    | \$ -                    | \$ -                           | \$ -                       | \$ -                     | \$ -                     | \$ -                            | \$ -                        | \$ -                                 |
| Chandler, Joel S                                   | 53-08-17-110-010.000-008 |        | 1B              | N  | \$ -                    | \$ -                    | \$ -                           | \$ -                       | \$ -                     | \$ -                     | \$ -                            | \$ -                        | \$ -                                 |
| Rogers, Wygonda Kay and Rogers Aaron D             | 53-08-17-407-007.000-008 | 1269   | 1B              | N  | \$ -                    | \$ -                    | \$ -                           | \$ -                       | \$ -                     | \$ -                     | \$ -                            | \$ -                        | \$ -                                 |
| Robinson, Kelsie T                                 | 53-08-17-104-011.000-008 | 1305   | 1B              | N  | \$ -                    | \$ -                    | \$ -                           | \$ -                       | \$ -                     | \$ -                     | \$ -                            | \$ -                        | \$ -                                 |
| Hendon, Nolan H                                    | 53-08-17-104-004.000-008 |        | 1B              | N  | \$ -                    | \$ -                    | \$ -                           | \$ -                       | \$ -                     | \$ -                     | \$ -                            | \$ -                        | \$ -                                 |
| Sams, Gwendolyn E                                  | 53-08-17-102-059.000-008 |        | 1B              | N  | \$ -                    | \$ -                    | \$ -                           | \$ -                       | \$ -                     | \$ -                     | \$ -                            | \$ -                        | \$ -                                 |
| Baker, Tammy T                                     | 53-08-17-204-003.000-008 |        | 1B              | N  | \$ -                    | \$ -                    | \$ -                           | \$ -                       | \$ -                     | \$ -                     | \$ -                            | \$ -                        | \$ -                                 |
| Kidd, Devta Linda                                  | 53-08-17-102-038.000-008 |        | 1B              | N  | \$ -                    | \$ -                    | \$ -                           | \$ -                       | \$ -                     | \$ -                     | \$ -                            | \$ -                        | \$ -                                 |
| OMullane, Martha A                                 | 53-08-17-103-002.000-008 |        | 1B              | N  | \$ -                    | \$ -                    | \$ -                           | \$ -                       | \$ 43.30                 | \$ -                     | \$ -                            | \$ 43.30                    | \$ 43.30                             |
| Bland, Dirk R & Nicki N                            | 53-08-17-100-004.000-008 | 1355   | 1B              | N  | \$ -                    | \$ -                    | \$ -                           | \$ -                       | \$ 184.53                | \$ -                     | \$ -                            | \$ 184.53                   | \$ 184.53                            |
| Mitchell, Monica L                                 | 53-08-20-101-003.000-008 | 2496   | 1B              | N  | \$ -                    | \$ -                    | \$ -                           | \$ -                       | \$ -                     | \$ 270.00                | \$ -                            | \$ 270.00                   | \$ 270.00                            |
| Campbell, Ellen M                                  | 53-08-17-106-016.000-008 |        | 1B              | N  | \$ -                    | \$ -                    | \$ -                           | \$ -                       | \$ -                     | \$ -                     | \$ -                            | \$ -                        | \$ -                                 |
| Cofield, Daryle & Michelle                         | 53-08-17-106-003.000-008 |        | 1B              | N  | \$ -                    | \$ -                    | \$ -                           | \$ -                       | \$ -                     | \$ -                     | \$ -                            | \$ -                        | \$ -                                 |
| Nickel, Nathan & Sarah A                           | 53-08-17-106-014.000-008 |        | 1B              | N  | \$ -                    | \$ -                    | \$ -                           | \$ -                       | \$ -                     | \$ -                     | \$ -                            | \$ -                        | \$ -                                 |
| Holland, Jeffrey                                   | 53-08-17-106-001.000-008 |        | 1B              | N  | \$ -                    | \$ -                    | \$ -                           | \$ -                       | \$ -                     | \$ -                     | \$ -                            | \$ -                        | \$ -                                 |
| Jones, Janssen B & Nicole N                        | 53-08-17-106-005.000-008 |        | 1B              | N  | \$ -                    | \$ -                    | \$ -                           | \$ -                       | \$ -                     | \$ -                     | \$ -                            | \$ -                        | \$ -                                 |
| Schipp, Stephanie C & Nathan                       | 53-08-17-107-007.000-008 |        | 1B              | N  | \$ -                    | \$ -                    | \$ -                           | \$ -                       | \$ 7.33                  | \$ -                     | \$ -                            | \$ 7.33                     | \$ 7.33                              |
| Geiss, Craig J & Lauren V                          | 53-08-17-106-008.000-008 |        | 1B              | N  | \$ -                    | \$ -                    | \$ -                           | \$ -                       | \$ -                     | \$ -                     | \$ -                            | \$ -                        | \$ -                                 |
| Kyles, Sylvester & Tina M                          | 53-08-17-106-013.000-008 |        | 1B              | N  | \$ -                    | \$ -                    | \$ -                           | \$ -                       | \$ -                     | \$ -                     | \$ -                            | \$ -                        | \$ -                                 |
| Ford, Brian J & Jaimmie L                          | 53-08-17-106-011.000-008 |        | 1B              | N  | \$ -                    | \$ -                    | \$ -                           | \$ -                       | \$ -                     | \$ -                     | \$ -                            | \$ -                        | \$ -                                 |
| Neary, Brian D & Michele A                         | 53-01-41-741-064.000-008 |        | 1B              | N  | \$ -                    | \$ -                    | \$ -                           | \$ -                       | \$ -                     | \$ 342.51                | \$ -                            | \$ 342.51                   | \$ 342.51                            |
| Paine, Gary A & Melony K                           | 53-08-17-106-010.000-008 |        | 1B              | N  | \$ -                    | \$ -                    | \$ -                           | \$ -                       | \$ -                     | \$ 316.79                | \$ -                            | \$ 316.79                   | \$ 316.79                            |
| Arvin, Charels & Isobel S Rev Living Trust         | 53-08-17-106-012.000-008 |        | 1B              | N  | \$ -                    | \$ -                    | \$ -                           | \$ -                       | \$ -                     | \$ 329.23                | \$ -                            | \$ 329.23                   | \$ 329.23                            |
| Richardson, Ryan & Lora                            | 53-08-17-106-017.000-008 |        | 1B              | N  | \$ -                    | \$ -                    | \$ -                           | \$ -                       | \$ 64.04                 | \$ -                     | \$ -                            | \$ 64.04                    | \$ 64.04                             |
| Greenlee, Joshua D                                 | 53-08-17-106-002.000-008 |        | 1B              | N  | \$ -                    | \$ -                    | \$ -                           | \$ -                       | \$ -                     | \$ -                     | \$ -                            | \$ -                        | \$ -                                 |
| Sovinski, Ramona                                   | 53-08-17-106-015.000-008 |        | 1B              | N  | \$ -                    | \$ -                    | \$ 564.00                      | \$ 564.00                  | \$ -                     | \$ -                     | \$ 1,224.98                     | \$ 1,224.98                 | \$ 660.98                            |



# City of Bloomington



## Area #1B: South-West Annexation Area - Circuit Breaker Impacts Analysis

| Owner Name                                | Parcel #                 | Waiver | Annexation Area | AG | Pre-Annex 1% CB Credits | Pre-Annex 2% CB Credits | Pre-Annex 65 & Over CB Credits | Pre-Annex Total CB Credits | Post-Annex 1% CB Credits | Post-Annex 2% CB Credits | Post-Annex 65 & Over CB Credits | Post-Annex Total CB Credits | Total Post-Annex CB Credits Increase |
|---|--------------------------|--------|-----------------|----|-------------------------|-------------------------|--------------------------------|----------------------------|--------------------------|--------------------------|---------------------------------|-----------------------------|--------------------------------------|
| Garnand, Emily C; Smedberg, Nicholas S    | 53-08-17-106-006.000-008 |        | 1B              | N  | \$ -                    | \$ -                    | \$ -                           | \$ -                       | \$ -                     | \$ -                     | \$ -                            | \$ -                        | \$ -                                 |
| Scifres, Joel A                           | 53-08-17-105-002.000-008 | 1253   | 1B              | N  | \$ -                    | \$ -                    | \$ -                           | \$ -                       | \$ -                     | \$ -                     | \$ -                            | \$ -                        | \$ -                                 |
| Walters, Elizabeth J. & Timothy J. Fuller | 53-01-41-741-072.000-008 | 1253   | 1B              | N  | \$ -                    | \$ -                    | \$ -                           | \$ -                       | \$ -                     | \$ -                     | \$ -                            | \$ -                        | \$ -                                 |
| Brentwood, Development                    | 53-01-41-741-073.000-008 | 1253   | 1B              | N  | \$ -                    | \$ -                    | \$ -                           | \$ -                       | \$ -                     | \$ -                     | \$ -                            | \$ -                        | \$ -                                 |
| Rucola Dev Corp                           | 53-08-17-100-001.001-008 | 2115   | 1B              | N  | \$ -                    | \$ -                    | \$ -                           | \$ -                       | \$ -                     | \$ -                     | \$ -                            | \$ -                        | \$ -                                 |
| Ebel-Orr, Emily                           | 53-01-41-741-115.000-008 | 2115   | 1B              | N  | \$ -                    | \$ -                    | \$ -                           | \$ -                       | \$ -                     | \$ -                     | \$ -                            | \$ -                        | \$ -                                 |
| Malone, Ronald D & Reva B                 | 53-08-17-100-017.000-008 | 1008   | 1B              | N  | \$ -                    | \$ -                    | \$ 174.00                      | \$ 174.00                  | \$ -                     | \$ -                     | \$ 721.21                       | \$ 721.21                   | \$ 547.21                            |
| Highland, Andrew & Anita                  | 53-08-17-301-174.000-008 | 1599   | 1B              | N  | \$ -                    | \$ -                    | \$ -                           | \$ -                       | \$ 313.71                | \$ -                     | \$ -                            | \$ 313.71                   | \$ 313.71                            |
| Baldomero, Michael C & Erin               | 53-08-17-301-181.000-008 | 1599   | 1B              | N  | \$ -                    | \$ -                    | \$ -                           | \$ -                       | \$ 365.88                | \$ -                     | \$ -                            | \$ 365.88                   | \$ 365.88                            |
| American Homes 4 Rent Properties Six LLC  | 53-08-17-301-043.000-008 | 1599   | 1B              | N  | \$ -                    | \$ -                    | \$ -                           | \$ -                       | \$ -                     | \$ 525.46                | \$ -                            | \$ 525.46                   | \$ 525.46                            |
| Press, Meggan C & David M                 | 53-08-17-301-069.000-008 | 1599   | 1B              | N  | \$ -                    | \$ -                    | \$ -                           | \$ -                       | \$ 196.12                | \$ -                     | \$ -                            | \$ 196.12                   | \$ 196.12                            |
| Miller, Seth & Stacey D                   | 53-08-17-301-145.000-008 | 1599   | 1B              | N  | \$ -                    | \$ -                    | \$ -                           | \$ -                       | \$ 247.89                | \$ -                     | \$ -                            | \$ 247.89                   | \$ 247.89                            |
| Massey, Landon K & Cheryl A               | 53-08-17-301-186.000-008 | 1599   | 1B              | N  | \$ -                    | \$ -                    | \$ -                           | \$ -                       | \$ 342.49                | \$ -                     | \$ -                            | \$ 342.49                   | \$ 342.49                            |
| Edwards, Eric J & Jennifer L              | 53-08-17-301-150.000-008 | 1599   | 1B              | N  | \$ -                    | \$ -                    | \$ -                           | \$ -                       | \$ 511.21                | \$ -                     | \$ -                            | \$ 511.21                   | \$ 511.21                            |
| Jones, Kevin J & Bennie A                 | 53-08-17-301-148.000-008 | 1599   | 1B              | N  | \$ -                    | \$ -                    | \$ -                           | \$ -                       | \$ 612.23                | \$ -                     | \$ -                            | \$ 612.23                   | \$ 612.23                            |
| Tiwari, Gloria                            | 53-08-17-301-201.000-008 | 1599   | 1B              | N  | \$ -                    | \$ -                    | \$ -                           | \$ -                       | \$ 489.67                | \$ -                     | \$ -                            | \$ 489.67                   | \$ 489.67                            |
| Reed, Lauren D & Jacob C                  | 53-08-17-301-183.000-008 | 1599   | 1B              | N  | \$ -                    | \$ -                    | \$ -                           | \$ -                       | \$ 285.14                | \$ -                     | \$ -                            | \$ 285.14                   | \$ 285.14                            |
| Simmons, Susan                            | 53-08-17-301-131.000-008 | 1599   | 1B              | N  | \$ -                    | \$ -                    | \$ -                           | \$ -                       | \$ 354.70                | \$ -                     | \$ -                            | \$ 354.70                   | \$ 354.70                            |
| Zamani, Shagoofa                          | 53-08-17-301-124.000-008 | 1599   | 1B              | N  | \$ -                    | \$ -                    | \$ -                           | \$ -                       | \$ 192.39                | \$ -                     | \$ -                            | \$ 192.39                   | \$ 192.39                            |
| Zilch, Lloyd & Lisa W                     | 53-08-17-301-123.000-008 | 1599   | 1B              | N  | \$ -                    | \$ -                    | \$ -                           | \$ -                       | \$ 308.32                | \$ -                     | \$ -                            | \$ 308.32                   | \$ 308.32                            |
| Smith, Tommy D & Cheryl W                 | 53-08-17-301-125.000-008 | 1599   | 1B              | N  | \$ -                    | \$ -                    | \$ -                           | \$ -                       | \$ 316.20                | \$ -                     | \$ -                            | \$ 316.20                   | \$ 316.20                            |
| Stephens, Clarence E & Marilyn            | 53-08-17-301-221.000-008 | 1599   | 1B              | N  | \$ -                    | \$ -                    | \$ -                           | \$ -                       | \$ 256.57                | \$ -                     | \$ -                            | \$ 256.57                   | \$ 256.57                            |
| Salyer, Kari E                            | 53-08-17-301-142.000-008 | 1599   | 1B              | N  | \$ -                    | \$ -                    | \$ -                           | \$ -                       | \$ 106.70                | \$ -                     | \$ -                            | \$ 106.70                   | \$ 106.70                            |
| Hagenberg, Thomas C & Heather K           | 53-08-17-301-133.000-008 | 1599   | 1B              | N  | \$ -                    | \$ -                    | \$ -                           | \$ -                       | \$ 307.92                | \$ -                     | \$ -                            | \$ 307.92                   | \$ 307.92                            |
| Massey, Leah K Irrevocable Living Trust   | 53-08-17-301-149.000-008 | 1599   | 1B              | N  | \$ -                    | \$ -                    | \$ -                           | \$ -                       | \$ 310.39                | \$ -                     | \$ -                            | \$ 310.39                   | \$ 310.39                            |
| Wickersham, Michael Dylan & Melissa N     | 53-08-17-301-222.000-008 | 1599   | 1B              | N  | \$ -                    | \$ -                    | \$ -                           | \$ -                       | \$ 129.06                | \$ -                     | \$ -                            | \$ 129.06                   | \$ 129.06                            |
| Batalon, Steven E                         | 53-08-17-301-202.000-008 | 1599   | 1B              | N  | \$ -                    | \$ -                    | \$ -                           | \$ -                       | \$ 315.78                | \$ -                     | \$ -                            | \$ 315.78                   | \$ 315.78                            |
| Eppley, Christopher J & Julia K           | 53-08-17-301-072.000-008 | 1599   | 1B              | N  | \$ -                    | \$ -                    | \$ -                           | \$ -                       | \$ 303.36                | \$ -                     | \$ -                            | \$ 303.36                   | \$ 303.36                            |
| Valaie, Arman                             | 53-08-17-301-223.000-008 | 1599   | 1B              | N  | \$ -                    | \$ -                    | \$ -                           | \$ -                       | \$ 357.80                | \$ -                     | \$ -                            | \$ 357.80                   | \$ 357.80                            |
| Goodwin, Justin E & Angela S Maitland     | 53-08-17-301-146.000-008 | 1599   | 1B              | N  | \$ -                    | \$ -                    | \$ -                           | \$ -                       | \$ -                     | \$ -                     | \$ -                            | \$ -                        | \$ -                                 |
| CPW Properties LLC                        | 53-01-41-709-002.000-008 | 1447   | 1B              | N  | \$ -                    | \$ -                    | \$ -                           | \$ -                       | \$ -                     | \$ -                     | \$ -                            | \$ -                        | \$ -                                 |
| CPW Properties LLC                        | 53-01-41-709-003.000-008 | 1447   | 1B              | N  | \$ -                    | \$ -                    | \$ -                           | \$ -                       | \$ -                     | \$ -                     | \$ -                            | \$ -                        | \$ -                                 |
| CPW Properties LLC                        | 53-01-41-709-004.000-008 | 1447   | 1B              | N  | \$ -                    | \$ -                    | \$ -                           | \$ -                       | \$ -                     | \$ -                     | \$ -                            | \$ -                        | \$ -                                 |
| CPW Properties LLC                        | 53-01-41-709-005.000-008 | 1447   | 1B              | N  | \$ -                    | \$ -                    | \$ -                           | \$ -                       | \$ -                     | \$ -                     | \$ -                            | \$ -                        | \$ -                                 |
| CPW Properties LLC                        | 53-01-41-709-006.000-008 | 1447   | 1B              | N  | \$ -                    | \$ -                    | \$ -                           | \$ -                       | \$ -                     | \$ -                     | \$ -                            | \$ -                        | \$ -                                 |
| CPW Properties LLC                        | 53-01-41-709-007.000-008 | 1447   | 1B              | N  | \$ -                    | \$ -                    | \$ -                           | \$ -                       | \$ -                     | \$ -                     | \$ -                            | \$ -                        | \$ -                                 |
| CPW Properties LLC                        | 53-01-41-709-008.000-008 | 1447   | 1B              | N  | \$ -                    | \$ -                    | \$ -                           | \$ -                       | \$ -                     | \$ -                     | \$ -                            | \$ -                        | \$ -                                 |
| CPW Properties LLC                        | 53-01-41-709-009.000-008 | 1447   | 1B              | N  | \$ -                    | \$ -                    | \$ -                           | \$ -                       | \$ -                     | \$ -                     | \$ -                            | \$ -                        | \$ -                                 |
| CPW Properties LLC                        | 53-01-41-709-010.000-008 | 1447   | 1B              | N  | \$ -                    | \$ -                    | \$ -                           | \$ -                       | \$ -                     | \$ -                     | \$ -                            | \$ -                        | \$ -                                 |
| CPW Properties LLC                        | 53-01-41-709-011.000-008 | 1447   | 1B              | N  | \$ -                    | \$ -                    | \$ -                           | \$ -                       | \$ -                     | \$ -                     | \$ -                            | \$ -                        | \$ -                                 |
| CPW Properties LLC                        | 53-01-41-709-012.000-008 | 1447   | 1B              | N  | \$ -                    | \$ -                    | \$ -                           | \$ -                       | \$ -                     | \$ -                     | \$ -                            | \$ -                        | \$ -                                 |
| CPW Properties LLC                        | 53-01-41-709-013.000-008 | 1447   | 1B              | N  | \$ -                    | \$ -                    | \$ -                           | \$ -                       | \$ -                     | \$ -                     | \$ -                            | \$ -                        | \$ -                                 |
| CPW Properties LLC                        | 53-01-41-709-014.000-008 | 1447   | 1B              | N  | \$ -                    | \$ -                    | \$ -                           | \$ -                       | \$ -                     | \$ -                     | \$ -                            | \$ -                        | \$ -                                 |
| CPW Properties LLC                        | 53-01-41-709-015.000-008 | 1447   | 1B              | N  | \$ -                    | \$ -                    | \$ -                           | \$ -                       | \$ -                     | \$ -                     | \$ -                            | \$ -                        | \$ -                                 |
| CPW Properties LLC                        | 53-01-41-709-016.000-008 | 1447   | 1B              | N  | \$ -                    | \$ -                    | \$ -                           | \$ -                       | \$ -                     | \$ -                     | \$ -                            | \$ -                        | \$ -                                 |



# City of Bloomington



## Area #1B: South-West Annexation Area - Circuit Breaker Impacts Analysis

| Owner Name  | Parcel #                 | Waiver | Annexation Area | AG | Pre-Annex 1% CB Credits | Pre-Annex 2% CB Credits | Pre-Annex 65 & Over CB Credits | Pre-Annex Total CB Credits | Post-Annex 1% CB Credits | Post-Annex 2% CB Credits | Post-Annex 65 & Over CB Credits | Post-Annex Total CB Credits | Total Post-Annex CB Credits Increase |
|---|--------------------------|--------|-----------------|----|-------------------------|-------------------------|--------------------------------|----------------------------|--------------------------|--------------------------|---------------------------------|-----------------------------|--------------------------------------|
| Swiss Properties LLC                                      | 53-01-41-709-017.000-008 | 1447   | 1B              | N  | \$ -                    | \$ -                    | \$ -                           | \$ -                       | \$ -                     | \$ -                     | \$ -                            | \$ -                        | \$ -                                 |
| New Richland 2 Inc  | 53-01-41-709-018.000-008 | 1447   | 1B              | N  | \$ -                    | \$ -                    | \$ -                           | \$ -                       | \$ -                     | \$ -                     | \$ -                            | \$ -                        | \$ -                                 |
| Jeffers, Gregory A  | 53-01-41-709-019.000-008 | 1447   | 1B              | N  | \$ -                    | \$ -                    | \$ -                           | \$ -                       | \$ -                     | \$ -                     | \$ -                            | \$ -                        | \$ -                                 |
| New Richland 2 Inc  | 53-01-41-709-020.000-008 | 1447   | 1B              | N  | \$ -                    | \$ -                    | \$ -                           | \$ -                       | \$ -                     | \$ -                     | \$ -                            | \$ -                        | \$ -                                 |
| New Richland 2 Inc  | 53-01-41-709-021.000-008 | 1447   | 1B              | N  | \$ -                    | \$ -                    | \$ -                           | \$ -                       | \$ -                     | \$ -                     | \$ -                            | \$ -                        | \$ -                                 |
| Richland Const Co Inc                                     | 53-08-17-300-003.000-008 | 1447   | 1B              | N  | \$ -                    | \$ -                    | \$ -                           | \$ -                       | \$ -                     | \$ -                     | \$ -                            | \$ -                        | \$ -                                 |
| Batchelor Heights Homeowners Association Inc              | 53-08-17-304-109.000-008 | 1447   | 1B              | N  | \$ -                    | \$ -                    | \$ -                           | \$ -                       | \$ -                     | \$ -                     | \$ -                            | \$ -                        | \$ -                                 |
| Felling, Shane & Chance Felling                           | 53-08-17-304-020.000-008 | 1447   | 1B              | N  | \$ -                    | \$ -                    | \$ -                           | \$ -                       | \$ -                     | \$ 311.73                | \$ -                            | \$ 311.73                   | \$ 311.73                            |
| Felling, Shane & Chance Felling                           | 53-08-17-304-097.000-008 | 1447   | 1B              | N  | \$ -                    | \$ -                    | \$ -                           | \$ -                       | \$ -                     | \$ 325.64                | \$ -                            | \$ 325.64                   | \$ 325.64                            |
| Wightman, Gregory B & Katelyn H                           | 53-08-17-304-019.000-008 | 1447   | 1B              | N  | \$ -                    | \$ -                    | \$ -                           | \$ -                       | \$ -                     | \$ -                     | \$ -                            | \$ -                        | \$ -                                 |
| Morris, James T & Michelle L Burgin                       | 53-08-20-103-003.000-008 |        | 1B              | N  | \$ -                    | \$ -                    | \$ -                           | \$ -                       | \$ 77.29                 | \$ -                     | \$ -                            | \$ 77.29                    | \$ 77.29                             |
| Mellencamp, John J.                                       | 53-08-20-103-022.000-008 |        | 1B              | N  | \$ -                    | \$ -                    | \$ -                           | \$ -                       | \$ -                     | \$ 413.96                | \$ -                            | \$ 413.96                   | \$ 413.96                            |
| Schunk, David G & Lisa K                                  | 53-08-20-103-024.000-008 | 2405   | 1B              | N  | \$ -                    | \$ -                    | \$ -                           | \$ -                       | \$ 71.54                 | \$ -                     | \$ -                            | \$ 71.54                    | \$ 71.54                             |
| Pease, Bob & Linda L.                                     | 53-08-20-103-023.000-008 |        | 1B              | N  | \$ -                    | \$ -                    | \$ -                           | \$ -                       | \$ 19.87                 | \$ -                     | \$ -                            | \$ 19.87                    | \$ 19.87                             |
| Willen, Michael R & Tiffany A                             | 53-08-20-103-025.000-008 |        | 1B              | N  | \$ -                    | \$ -                    | \$ -                           | \$ -                       | \$ 200.02                | \$ -                     | \$ -                            | \$ 200.02                   | \$ 200.02                            |
| Mundy, J. Mark & Shirley L.                               | 53-08-20-103-006.000-008 |        | 1B              | N  | \$ -                    | \$ -                    | \$ -                           | \$ -                       | \$ 90.96                 | \$ -                     | \$ -                            | \$ 90.96                    | \$ 90.96                             |
| Rhyne, Lee D & Darlene M                                  | 53-08-20-103-002.000-008 |        | 1B              | N  | \$ -                    | \$ -                    | \$ -                           | \$ -                       | \$ 228.01                | \$ -                     | \$ -                            | \$ 228.01                   | \$ 228.01                            |
| Woodard, Thomas C & Karen H                               | 53-08-20-103-017.000-008 |        | 1B              | N  | \$ -                    | \$ -                    | \$ -                           | \$ -                       | \$ 158.44                | \$ -                     | \$ -                            | \$ 158.44                   | \$ 158.44                            |
| Payne, Thomas E & Kelly L                                 | 53-08-20-103-018.000-008 |        | 1B              | N  | \$ -                    | \$ -                    | \$ -                           | \$ -                       | \$ 72.75                 | \$ -                     | \$ -                            | \$ 72.75                    | \$ 72.75                             |
| Schroeder, Douglas L & Kathleen L                         | 53-08-20-103-008.000-008 |        | 1B              | N  | \$ -                    | \$ -                    | \$ -                           | \$ -                       | \$ 276.04                | \$ -                     | \$ -                            | \$ 276.04                   | \$ 276.04                            |
| Butcher, Aaron D & Heather D                              | 53-08-20-106-011.000-008 |        | 1B              | N  | \$ -                    | \$ -                    | \$ -                           | \$ -                       | \$ 427.07                | \$ -                     | \$ -                            | \$ 427.07                   | \$ 427.07                            |
| Hamilton, Ronald E & Teresa J                             | 53-08-20-106-024.000-008 |        | 1B              | N  | \$ -                    | \$ -                    | \$ -                           | \$ -                       | \$ 151.82                | \$ -                     | \$ -                            | \$ 151.82                   | \$ 151.82                            |
| Clark, Judie S  | 53-08-20-106-016.000-008 | 2401   | 1B              | N  | \$ -                    | \$ -                    | \$ -                           | \$ -                       | \$ 220.97                | \$ -                     | \$ -                            | \$ 220.97                   | \$ 220.97                            |
| Brewer, James A & Melissa                                 | 53-08-20-106-001.000-008 | 1384   | 1B              | N  | \$ -                    | \$ -                    | \$ -                           | \$ -                       | \$ 16.85                 | \$ -                     | \$ -                            | \$ 16.85                    | \$ 16.85                             |
| Albright, Lily B  | 53-08-20-106-010.000-008 |        | 1B              | N  | \$ -                    | \$ -                    | \$ -                           | \$ -                       | \$ 111.66                | \$ -                     | \$ -                            | \$ 111.66                   | \$ 111.66                            |
| Bridgett, Neal E & Barbara D                              | 53-08-20-106-034.000-008 |        | 1B              | N  | \$ -                    | \$ -                    | \$ -                           | \$ -                       | \$ 191.15                | \$ -                     | \$ -                            | \$ 191.15                   | \$ 191.15                            |
| Jesseph, John M & Jamie M                                 | 53-08-20-106-027.000-008 |        | 1B              | N  | \$ -                    | \$ -                    | \$ -                           | \$ -                       | \$ -                     | \$ 462.05                | \$ -                            | \$ 462.05                   | \$ 462.05                            |
| Hartman, Jerry K & Sarah P                                | 53-08-20-106-048.000-008 |        | 1B              | N  | \$ -                    | \$ -                    | \$ -                           | \$ -                       | \$ 41.68                 | \$ -                     | \$ -                            | \$ 41.68                    | \$ 41.68                             |
| Jones, Jeffrey S  | 53-08-20-106-050.000-008 |        | 1B              | N  | \$ -                    | \$ -                    | \$ -                           | \$ -                       | \$ -                     | \$ 360.84                | \$ -                            | \$ 360.84                   | \$ 360.84                            |
| Glasscott, Michael O Jr & Joana M                         | 53-08-20-106-007.000-008 |        | 1B              | N  | \$ -                    | \$ -                    | \$ -                           | \$ -                       | \$ 66.94                 | \$ -                     | \$ -                            | \$ 66.94                    | \$ 66.94                             |
| Miller, Jeffrey A. & Lori A.                              | 53-08-20-106-042.000-008 |        | 1B              | N  | \$ -                    | \$ -                    | \$ -                           | \$ -                       | \$ 183.29                | \$ -                     | \$ -                            | \$ 183.29                   | \$ 183.29                            |
| Kilzer, Joel R & Joel Ray                                 | 53-08-20-106-045.000-008 |        | 1B              | N  | \$ -                    | \$ -                    | \$ -                           | \$ -                       | \$ 116.62                | \$ -                     | \$ -                            | \$ 116.62                   | \$ 116.62                            |
| Coulter, Moureen & Levasseur, Audrey                      | 53-08-20-106-044.000-008 |        | 1B              | N  | \$ -                    | \$ -                    | \$ -                           | \$ -                       | \$ 220.97                | \$ -                     | \$ -                            | \$ 220.97                   | \$ 220.97                            |
| Wangle Properties LLC                                     | 53-01-41-154-000.000-008 |        | 1B              | N  | \$ -                    | \$ -                    | \$ -                           | \$ -                       | \$ -                     | \$ 216.04                | \$ -                            | \$ 216.04                   | \$ 216.04                            |
| Rogers, Charles R & Kathryn S                             | 53-08-17-102-043.000-008 | 1179   | 1B              | N  | \$ -                    | \$ -                    | \$ -                           | \$ -                       | \$ -                     | \$ -                     | \$ -                            | \$ -                        | \$ -                                 |
| Board of Commissioners of Monroe County                   | 53-08-20-101-001.000-008 | 1238   | 1B              | N  | \$ -                    | \$ -                    | \$ -                           | \$ -                       | \$ -                     | \$ -                     | \$ -                            | \$ -                        | \$ -                                 |
| Wright, David R & Johnson, Lana E                         | 53-08-17-102-025.000-008 | 1045   | 1B              | N  | \$ -                    | \$ -                    | \$ -                           | \$ -                       | \$ -                     | \$ -                     | \$ -                            | \$ -                        | \$ -                                 |
| Gentry Guy LLC  | 53-08-17-407-009.000-008 | 1251   | 1B              | N  | \$ -                    | \$ -                    | \$ -                           | \$ -                       | \$ -                     | \$ -                     | \$ -                            | \$ -                        | \$ -                                 |
| Fischer, Barbara L & Burnell C                            | 53-01-42-423-000.000-008 |        | 1B              | N  | \$ -                    | \$ -                    | \$ -                           | \$ -                       | \$ 364.22                | \$ -                     | \$ -                            | \$ 364.22                   | \$ 364.22                            |
| Nicholson, Sally A  | 53-08-17-110-011.000-008 |        | 1B              | N  | \$ -                    | \$ -                    | \$ -                           | \$ -                       | \$ 82.67                 | \$ -                     | \$ -                            | \$ 82.67                    | \$ 82.67                             |
| Brown, Anthony C. & Pamela S.                             | 53-08-17-102-019.000-008 |        | 1B              | N  | \$ -                    | \$ -                    | \$ -                           | \$ -                       | \$ -                     | \$ -                     | \$ -                            | \$ -                        | \$ -                                 |
| City of Bloomington, Indiana, Board of Park Commissioners | 53-08-16-200-042.000-009 |        | 1B              | N  | \$ -                    | \$ -                    | \$ -                           | \$ -                       | \$ -                     | \$ -                     | \$ -                            | \$ -                        | \$ -                                 |
| Labella, John M & Jessica L                               | 53-08-17-110-012.000-008 |        | 1B              | N  | \$ -                    | \$ -                    | \$ -                           | \$ -                       | \$ -                     | \$ 325.43                | \$ -                            | \$ 325.43                   | \$ 325.43                            |
| Weaver, Hallie W Jr & Melissa R                           | 53-08-20-207-001.000-008 |        | 1B              | N  | \$ -                    | \$ -                    | \$ -                           | \$ -                       | \$ -                     | \$ -                     | \$ -                            | \$ -                        | \$ -                                 |
| Smith, John Lewis & Mary Esther                           | 53-08-20-206-005.000-008 |        | 1B              | N  | \$ -                    | \$ -                    | \$ -                           | \$ -                       | \$ 194.05                | \$ -                     | \$ -                            | \$ 194.05                   | \$ 194.05                            |

# City of Bloomington



## Area #1B: South-West Annexation Area - Circuit Breaker Impacts Analysis

| Owner Name                                    | Parcel #                 | Waiver | Annexation Area | AG | Pre-Annex 1% CB Credits | Pre-Annex 2% CB Credits | Pre-Annex 65 & Over CB Credits | Pre-Annex Total CB Credits | Post-Annex 1% CB Credits | Post-Annex 2% CB Credits | Post-Annex 65 & Over CB Credits | Post-Annex Total CB Credits | Total Post-Annex CB Credits Increase |
|---|--------------------------|--------|-----------------|----|-------------------------|-------------------------|--------------------------------|----------------------------|--------------------------|--------------------------|---------------------------------|-----------------------------|--------------------------------------|
| Shirley, David F & Janet C                    | 53-08-20-206-002.000-008 |        | 1B              | N  | \$ -                    | \$ -                    | \$ -                           | \$ -                       | \$ -                     | \$ -                     | \$ -                            | \$ -                        | \$ -                                 |
| Groves, Daniel L                              | 53-08-20-206-001.000-008 |        | 1B              | N  | \$ -                    | \$ -                    | \$ -                           | \$ -                       | \$ 218.90                | \$ -                     | \$ -                            | \$ 218.90                   | \$ 218.90                            |
| Moore, Chad A & Tonya                         | 53-08-17-301-049.000-008 | 2061   | 1B              | N  | \$ -                    | \$ -                    | \$ -                           | \$ -                       | \$ 110.42                | \$ -                     | \$ -                            | \$ 110.42                   | \$ 110.42                            |
| Feagans, Jason & Jamie                        | 53-08-20-206-003.000-008 |        | 1B              | N  | \$ -                    | \$ -                    | \$ -                           | \$ -                       | \$ 534.80                | \$ -                     | \$ -                            | \$ 534.80                   | \$ 534.80                            |
| City of Bloomington, Indiana                  | 53-08-20-206-004.000-008 |        | 1B              | N  | \$ -                    | \$ -                    | \$ -                           | \$ -                       | \$ -                     | \$ -                     | \$ -                            | \$ -                        | \$ -                                 |
| Moore, Chad A & Tonya                         | 53-08-17-301-001.000-008 | 2061   | 1B              | N  | \$ -                    | \$ -                    | \$ -                           | \$ -                       | \$ -                     | \$ -                     | \$ -                            | \$ -                        | \$ -                                 |
| Henderson, David J & Hope L                   | 53-08-20-205-026.000-008 |        | 1B              | N  | \$ -                    | \$ -                    | \$ -                           | \$ -                       | \$ 1,126.04              | \$ -                     | \$ -                            | \$ 1,126.04                 | \$ 1,126.04                          |
| Ress, Michele E                               | 53-08-17-102-078.000-008 |        | 1B              | N  | \$ -                    | \$ -                    | \$ -                           | \$ -                       | \$ 6.50                  | \$ -                     | \$ -                            | \$ 6.50                     | \$ 6.50                              |
| Dickerson, Alexander                          | 53-08-17-101-006.000-008 | 1843   | 1B              | N  | \$ -                    | \$ -                    | \$ -                           | \$ -                       | \$ 147.26                | \$ -                     | \$ -                            | \$ 147.26                   | \$ 147.26                            |
| LaBella, John M & Jessica L                   | 53-08-17-100-041.000-008 |        | 1B              | N  | \$ -                    | \$ -                    | \$ -                           | \$ -                       | \$ 39.45                 | \$ -                     | \$ -                            | \$ 39.45                    | \$ 39.45                             |
| Reamer, Abigail B                             | 53-08-17-102-020.000-008 | 1044   | 1B              | N  | \$ -                    | \$ -                    | \$ -                           | \$ -                       | \$ -                     | \$ -                     | \$ -                            | \$ -                        | \$ -                                 |
| Sparks, Katherine E & John D                  | 53-08-17-402-011.000-008 | 2290   | 1B              | N  | \$ -                    | \$ -                    | \$ -                           | \$ -                       | \$ -                     | \$ -                     | \$ -                            | \$ -                        | \$ -                                 |
| Cooper, James C & Melissa                     | 53-01-42-508-000.000-008 |        | 1B              | N  | \$ -                    | \$ -                    | \$ -                           | \$ -                       | \$ 404.38                | \$ -                     | \$ -                            | \$ 404.38                   | \$ 404.38                            |
| Jones, David W & Sally A Macleod              | 53-08-17-400-019.000-008 |        | 1B              | N  | \$ -                    | \$ -                    | \$ -                           | \$ -                       | \$ -                     | \$ -                     | \$ -                            | \$ -                        | \$ -                                 |
| Parrott, Joseph M Family Trust                | 53-08-17-102-024.000-008 |        | 1B              | N  | \$ -                    | \$ -                    | \$ 326.00                      | \$ 326.00                  | \$ -                     | \$ -                     | \$ 789.16                       | \$ 789.16                   | \$ 463.16                            |
| Nelson, Brian W.                              | 53-08-17-102-023.000-008 |        | 1B              | N  | \$ -                    | \$ -                    | \$ -                           | \$ -                       | \$ -                     | \$ -                     | \$ -                            | \$ -                        | \$ -                                 |
| Walsh, Anthony B & Lori D                     | 53-08-17-104-001.000-008 | 1911   | 1B              | N  | \$ -                    | \$ -                    | \$ -                           | \$ -                       | \$ -                     | \$ 263.68                | \$ -                            | \$ 263.68                   | \$ 263.68                            |
| Krebbs, Peggy                                 | 53-08-17-102-032.000-008 |        | 1B              | N  | \$ -                    | \$ -                    | \$ 308.00                      | \$ 308.00                  | \$ -                     | \$ -                     | \$ 795.34                       | \$ 795.34                   | \$ 487.34                            |
| Wolfe Family Revocable Living Trust           | 53-08-17-301-182.000-008 | 1599   | 1B              | N  | \$ -                    | \$ -                    | \$ -                           | \$ -                       | \$ -                     | \$ -                     | \$ -                            | \$ -                        | \$ -                                 |
| Rosa, Iris                                    | 53-01-41-741-116.000-008 | 2115   | 1B              | N  | \$ -                    | \$ -                    | \$ -                           | \$ -                       | \$ -                     | \$ 266.00                | \$ -                            | \$ 266.00                   | \$ 266.00                            |
| Larson, Anne G                                | 53-01-41-741-117.000-008 | 2115   | 1B              | N  | \$ -                    | \$ -                    | \$ -                           | \$ -                       | \$ -                     | \$ -                     | \$ -                            | \$ -                        | \$ -                                 |
| Parmenter, Megan E                            | 53-08-17-200-001.001-008 | 1253   | 1B              | N  | \$ -                    | \$ -                    | \$ -                           | \$ -                       | \$ 33.82                 | \$ -                     | \$ -                            | \$ 33.82                    | \$ 33.82                             |
| Lone, CaSandra                                | 53-08-17-200-001.002-008 | 1253   | 1B              | N  | \$ -                    | \$ -                    | \$ -                           | \$ -                       | \$ 28.86                 | \$ -                     | \$ -                            | \$ 28.86                    | \$ 28.86                             |
| Roberson, Kenneth L                           | 53-08-17-200-001.003-008 | 2338   | 1B              | N  | \$ -                    | \$ -                    | \$ -                           | \$ -                       | \$ 55.35                 | \$ -                     | \$ -                            | \$ 55.35                    | \$ 55.35                             |
| Walsh, Brian A & Jessica M                    | 53-08-17-200-001.004-008 | 2338   | 1B              | N  | \$ -                    | \$ -                    | \$ -                           | \$ -                       | \$ 55.35                 | \$ -                     | \$ -                            | \$ 55.35                    | \$ 55.35                             |
| Algood, Jeffrey J                             | 53-08-17-200-001.005-008 | 2338   | 1B              | N  | \$ -                    | \$ -                    | \$ -                           | \$ -                       | \$ 23.07                 | \$ -                     | \$ -                            | \$ 23.07                    | \$ 23.07                             |
| Hampton, Labraun                              | 53-08-17-200-001.006-008 | 2338   | 1B              | N  | \$ -                    | \$ -                    | \$ -                           | \$ -                       | \$ 23.07                 | \$ -                     | \$ -                            | \$ 23.07                    | \$ 23.07                             |
| Ilagan, Angel & Leslie                        | 53-08-17-200-001.007-008 | 2338   | 1B              | N  | \$ -                    | \$ -                    | \$ -                           | \$ -                       | \$ -                     | \$ 428.50                | \$ -                            | \$ 428.50                   | \$ 428.50                            |
| Schmidt, Christina Fischetti                  | 53-08-17-200-001.008-008 | 2338   | 1B              | N  | \$ -                    | \$ -                    | \$ -                           | \$ -                       | \$ 80.61                 | \$ -                     | \$ -                            | \$ 80.61                    | \$ 80.61                             |
| Bowden, Crieg David & Tisa L                  | 53-08-17-200-001.009-008 | 1253   | 1B              | N  | \$ -                    | \$ -                    | \$ -                           | \$ -                       | \$ -                     | \$ 398.15                | \$ -                            | \$ 398.15                   | \$ 398.15                            |
| Rossi, Claudia A & Roberto Madrigal Serrano   | 53-08-17-200-001.010-008 | 1253   | 1B              | N  | \$ -                    | \$ -                    | \$ -                           | \$ -                       | \$ 20.98                 | \$ -                     | \$ -                            | \$ 20.98                    | \$ 20.98                             |
| Riveire, Jon T Jr                             | 53-08-17-200-001.011-008 | 1253   | 1B              | N  | \$ -                    | \$ -                    | \$ -                           | \$ -                       | \$ -                     | \$ -                     | \$ -                            | \$ -                        | \$ -                                 |
| Park, Joong M & Sandra                        | 53-08-17-200-001.012-008 | 1253   | 1B              | N  | \$ -                    | \$ -                    | \$ -                           | \$ -                       | \$ -                     | \$ -                     | \$ -                            | \$ -                        | \$ -                                 |
| Ladyman, Courtney Kay                         | 53-08-17-200-001.013-008 | 1253   | 1B              | N  | \$ -                    | \$ -                    | \$ -                           | \$ -                       | \$ -                     | \$ -                     | \$ -                            | \$ -                        | \$ -                                 |
| Goode, John M III                             | 53-08-17-200-001.014-008 | 1253   | 1B              | N  | \$ -                    | \$ -                    | \$ -                           | \$ -                       | \$ -                     | \$ -                     | \$ -                            | \$ -                        | \$ -                                 |
| Rush, Judy L                                  | 53-08-17-200-001.015-008 | 1253   | 1B              | N  | \$ -                    | \$ -                    | \$ -                           | \$ -                       | \$ -                     | \$ -                     | \$ -                            | \$ -                        | \$ -                                 |
| Talley, Jesse L: Valladarez Saines, Amilkar Y | 53-08-17-200-001.016-008 | 1253   | 1B              | N  | \$ -                    | \$ -                    | \$ -                           | \$ -                       | \$ -                     | \$ -                     | \$ -                            | \$ -                        | \$ -                                 |
| Rucola Dev Corp                               | 53-08-17-200-001.099-008 | 1253   | 1B              | N  | \$ -                    | \$ -                    | \$ -                           | \$ -                       | \$ -                     | \$ -                     | \$ -                            | \$ -                        | \$ -                                 |
| Sroufe, Jeffrey M                             | 53-08-17-304-095.000-008 | 1447   | 1B              | N  | \$ -                    | \$ -                    | \$ -                           | \$ -                       | \$ -                     | \$ -                     | \$ -                            | \$ -                        | \$ -                                 |
| Johnson, James E & Beverly D                  | 53-08-17-304-098.000-008 | 1447   | 1B              | N  | \$ -                    | \$ -                    | \$ -                           | \$ -                       | \$ -                     | \$ 323.33                | \$ -                            | \$ 323.33                   | \$ 323.33                            |
| Ratts, Tracy F & Michelle L                   | 53-08-17-301-204.000-008 | 1599   | 1B              | N  | \$ -                    | \$ -                    | \$ -                           | \$ -                       | \$ -                     | \$ -                     | \$ -                            | \$ -                        | \$ -                                 |
| Jourdan, Kurt R & Jennifer L                  | 53-08-17-301-136.000-008 | 1599   | 1B              | N  | \$ -                    | \$ -                    | \$ -                           | \$ -                       | \$ 212.69                | \$ -                     | \$ -                            | \$ 212.69                   | \$ 212.69                            |
| Milhoan, Keith & Margaret                     | 53-08-17-301-203.000-008 | 1599   | 1B              | N  | \$ -                    | \$ -                    | \$ -                           | \$ -                       | \$ 455.31                | \$ -                     | \$ -                            | \$ 455.31                   | \$ 455.31                            |
| Torstrick, Richard & Williams, Mary Ann       | 53-08-17-301-070.000-008 | 1599   | 1B              | N  | \$ -                    | \$ -                    | \$ -                           | \$ -                       | \$ 451.58                | \$ -                     | \$ -                            | \$ 451.58                   | \$ 451.58                            |
| Cox, Steven & Alisha                          | 53-08-17-301-071.000-008 | 1599   | 1B              | N  | \$ -                    | \$ -                    | \$ -                           | \$ -                       | \$ 297.57                | \$ -                     | \$ -                            | \$ 297.57                   | \$ 297.57                            |

# City of Bloomington



## Area #1B: South-West Annexation Area - Circuit Breaker Impacts Analysis

| Owner Name   | Parcel #                 | Waiver | Annexation Area | AG | Pre-Annex 1% CB Credits | Pre-Annex 2% CB Credits | Pre-Annex 65 & Over CB Credits | Pre-Annex Total CB Credits | Post-Annex 1% CB Credits | Post-Annex 2% CB Credits | Post-Annex 65 & Over CB Credits | Post-Annex Total CB Credits | Total Post-Annex CB Credits Increase |
|--|--------------------------|--------|-----------------|----|-------------------------|-------------------------|--------------------------------|----------------------------|--------------------------|--------------------------|---------------------------------|-----------------------------|--------------------------------------|
| Harris, Patricia Irrevocable Trust & Harris, Patricia K 1% interest & life estat | 53-08-17-301-134.000-008 | 1599   | 1B              | N  | \$ -                    | \$ -                    | \$ 263.00                      | \$ 263.00                  | \$ -                     | \$ -                     | \$ 1,039.31                     | \$ 1,039.31                 | \$ 776.31                            |
| Nguyen, Tuan & Phan Nu Thi   | 53-08-17-301-205.000-008 | 1599   | 1B              | N  | \$ -                    | \$ -                    | \$ -                           | \$ -                       | \$ 43.34                 | \$ -                     | \$ -                            | \$ 43.34                    | \$ 43.34                             |
| Anthis, Franklin E Jr  | 53-08-17-301-141.000-008 | 1599   | 1B              | N  | \$ -                    | \$ -                    | \$ -                           | \$ -                       | \$ 203.17                | \$ -                     | \$ -                            | \$ 203.17                   | \$ 203.17                            |
| Cote, Kenneth W & Sarah R  | 53-01-41-709-701.000-008 | 1599   | 1B              | N  | \$ -                    | \$ -                    | \$ -                           | \$ -                       | \$ 594.00                | \$ -                     | \$ -                            | \$ 594.00                   | \$ 594.00                            |
| Endris, Jason M & Tanya L Cox-   | 53-01-41-709-702.000-008 | 1599   | 1B              | N  | \$ -                    | \$ -                    | \$ -                           | \$ -                       | \$ 109.02                | \$ -                     | \$ -                            | \$ 109.02                   | \$ 109.02                            |
| Blount, Phyllis R  | 53-01-41-709-703.000-008 | 1599   | 1B              | N  | \$ -                    | \$ -                    | \$ -                           | \$ -                       | \$ 94.11                 | \$ -                     | \$ -                            | \$ 94.11                    | \$ 94.11                             |
| Hernly, Alexandra M & Minsterketter, Jason T                                     | 53-08-17-301-128.000-008 | 1599   | 1B              | N  | \$ -                    | \$ -                    | \$ -                           | \$ -                       | \$ 595.30                | \$ -                     | \$ -                            | \$ 595.30                   | \$ 595.30                            |
| Hinshaw, Nathan L  | 53-08-17-301-172.000-008 | 1599   | 1B              | N  | \$ -                    | \$ -                    | \$ -                           | \$ -                       | \$ 200.68                | \$ -                     | \$ -                            | \$ 200.68                   | \$ 200.68                            |
| Brckalorenz, Benjamin T & Allison M  | 53-08-17-301-068.000-008 | 1599   | 1B              | N  | \$ -                    | \$ -                    | \$ -                           | \$ -                       | \$ 335.24                | \$ -                     | \$ -                            | \$ 335.24                   | \$ 335.24                            |
| Halliday, Shonte R   | 53-08-17-301-126.000-008 | 1599   | 1B              | N  | \$ -                    | \$ -                    | \$ -                           | \$ -                       | \$ -                     | \$ 503.96                | \$ -                            | \$ 503.96                   | \$ 503.96                            |
| Cazzell, Matthew W & Amy E   | 53-08-17-301-196.000-008 | 1599   | 1B              | N  | \$ -                    | \$ -                    | \$ -                           | \$ -                       | \$ 369.81                | \$ -                     | \$ -                            | \$ 369.81                   | \$ 369.81                            |
| Shah, Ashish & Deepa   | 53-01-41-709-709.000-008 | 1599   | 1B              | N  | \$ -                    | \$ -                    | \$ -                           | \$ -                       | \$ -                     | \$ 464.75                | \$ -                            | \$ 464.75                   | \$ 464.75                            |
| Brown, Adam Justin & Megan Lynn  | 53-01-41-709-710.000-008 | 1599   | 1B              | N  | \$ -                    | \$ -                    | \$ -                           | \$ -                       | \$ 358.84                | \$ -                     | \$ -                            | \$ 358.84                   | \$ 358.84                            |
| Norris, Michael A & Kara A   | 53-01-41-709-711.000-008 | 1599   | 1B              | N  | \$ -                    | \$ -                    | \$ -                           | \$ -                       | \$ 265.47                | \$ -                     | \$ -                            | \$ 265.47                   | \$ 265.47                            |
| Reyes, Noli & Victoria T   | 53-01-41-709-712.000-008 | 1599   | 1B              | N  | \$ -                    | \$ -                    | \$ -                           | \$ -                       | \$ -                     | \$ 501.85                | \$ -                            | \$ 501.85                   | \$ 501.85                            |
| Paulley, Christy Jo & Joseph O   | 53-01-41-709-713.000-008 | 1599   | 1B              | N  | \$ -                    | \$ -                    | \$ -                           | \$ -                       | \$ -                     | \$ -                     | \$ -                            | \$ -                        | \$ -                                 |
| Cornwell, Debby B  | 53-08-20-106-041.000-008 |        | 1B              | N  | \$ -                    | \$ -                    | \$ -                           | \$ -                       | \$ 166.73                | \$ -                     | \$ -                            | \$ 166.73                   | \$ 166.73                            |
| Heinzen, Michael & Victoria  | 53-08-20-106-052.000-008 |        | 1B              | N  | \$ -                    | \$ -                    | \$ -                           | \$ -                       | \$ -                     | \$ -                     | \$ -                            | \$ -                        | \$ -                                 |
| Johnson, James E & Beverly D   | 53-08-17-304-068.000-008 | 1447   | 1B              | N  | \$ -                    | \$ -                    | \$ -                           | \$ -                       | \$ -                     | \$ 323.33                | \$ -                            | \$ 323.33                   | \$ 323.33                            |
| Parkhouse Properties LLC   | 53-08-17-304-007.000-008 | 1447   | 1B              | N  | \$ -                    | \$ -                    | \$ -                           | \$ -                       | \$ -                     | \$ 290.02                | \$ -                            | \$ 290.02                   | \$ 290.02                            |
| Beckmeyer, Jonathon  | 53-08-17-304-099.000-008 | 1447   | 1B              | N  | \$ -                    | \$ -                    | \$ -                           | \$ -                       | \$ -                     | \$ -                     | \$ -                            | \$ -                        | \$ -                                 |
| Love, Nicole   | 53-08-17-304-002.000-008 | 1447   | 1B              | N  | \$ -                    | \$ -                    | \$ -                           | \$ -                       | \$ -                     | \$ -                     | \$ -                            | \$ -                        | \$ -                                 |
| Lacey, Christopher Michael & Madeline Wyvonne                                    | 53-08-17-304-064.000-008 | 1447   | 1B              | N  | \$ -                    | \$ -                    | \$ -                           | \$ -                       | \$ -                     | \$ -                     | \$ -                            | \$ -                        | \$ -                                 |
| Reed, Marguerite R   | 53-08-17-304-063.000-008 | 1447   | 1B              | N  | \$ -                    | \$ -                    | \$ -                           | \$ -                       | \$ -                     | \$ -                     | \$ -                            | \$ -                        | \$ -                                 |
| Kutza, Dawn  | 53-08-17-304-054.000-008 | 1447   | 1B              | N  | \$ -                    | \$ -                    | \$ -                           | \$ -                       | \$ -                     | \$ -                     | \$ -                            | \$ -                        | \$ -                                 |
| Threatt, Monique L   | 53-08-17-304-021.000-008 | 1447   | 1B              | N  | \$ -                    | \$ -                    | \$ -                           | \$ -                       | \$ -                     | \$ -                     | \$ -                            | \$ -                        | \$ -                                 |
| Swiss Properties LLC   | 53-08-17-304-094.000-008 | 1447   | 1B              | N  | \$ -                    | \$ -                    | \$ -                           | \$ -                       | \$ -                     | \$ 290.66                | \$ -                            | \$ 290.66                   | \$ 290.66                            |
| Parker, Joshua L & Lisa R  | 53-08-17-304-096.000-008 | 1447   | 1B              | N  | \$ -                    | \$ -                    | \$ -                           | \$ -                       | \$ -                     | \$ 290.66                | \$ -                            | \$ 290.66                   | \$ 290.66                            |
| CPW Properties LLC   | 53-08-17-304-026.000-008 | 1447   | 1B              | N  | \$ -                    | \$ -                    | \$ -                           | \$ -                       | \$ -                     | \$ 286.44                | \$ -                            | \$ 286.44                   | \$ 286.44                            |
| CPW Properties LLC   | 53-08-17-304-067.000-008 | 1447   | 1B              | N  | \$ -                    | \$ -                    | \$ -                           | \$ -                       | \$ -                     | \$ 286.44                | \$ -                            | \$ 286.44                   | \$ 286.44                            |
| Joe Kemp Construction LLC  | 53-08-17-304-066.000-008 | 1447   | 1B              | N  | \$ -                    | \$ -                    | \$ -                           | \$ -                       | \$ -                     | \$ -                     | \$ -                            | \$ -                        | \$ -                                 |
| Joe Kemp Construction LLC  | 53-08-17-304-022.000-008 | 1447   | 1B              | N  | \$ -                    | \$ -                    | \$ -                           | \$ -                       | \$ -                     | \$ -                     | \$ -                            | \$ -                        | \$ -                                 |
| Joe Kemp Construction LLC  | 53-08-17-304-006.000-008 | 1447   | 1B              | N  | \$ -                    | \$ -                    | \$ -                           | \$ -                       | \$ -                     | \$ -                     | \$ -                            | \$ -                        | \$ -                                 |
| Joe Kemp Construction LLC  | 53-08-17-304-003.000-008 | 1447   | 1B              | N  | \$ -                    | \$ -                    | \$ -                           | \$ -                       | \$ -                     | \$ -                     | \$ -                            | \$ -                        | \$ -                                 |
| Applegate, Austin T  | 53-08-17-304-001.000-008 | 1447   | 1B              | N  | \$ -                    | \$ -                    | \$ -                           | \$ -                       | \$ -                     | \$ -                     | \$ -                            | \$ -                        | \$ -                                 |
| Wotell, Mark   | 53-08-17-304-062.000-008 | 1447   | 1B              | N  | \$ -                    | \$ -                    | \$ -                           | \$ -                       | \$ -                     | \$ -                     | \$ -                            | \$ -                        | \$ -                                 |
| Sage Investments LLC   | 53-08-17-304-069.000-008 | 1447   | 1B              | N  | \$ -                    | \$ -                    | \$ -                           | \$ -                       | \$ -                     | \$ -                     | \$ -                            | \$ -                        | \$ -                                 |
| Cala, LLC  | 53-08-17-304-004.000-008 | 1447   | 1B              | N  | \$ -                    | \$ -                    | \$ -                           | \$ -                       | \$ -                     | \$ -                     | \$ -                            | \$ -                        | \$ -                                 |
| Gassman, Joseph A & Stacie R   | 53-08-17-304-065.000-008 | 1447   | 1B              | N  | \$ -                    | \$ -                    | \$ -                           | \$ -                       | \$ -                     | \$ -                     | \$ -                            | \$ -                        | \$ -                                 |
| Taylor, Roberta Lee Rev Trust  | 53-08-17-304-055.000-008 | 1447   | 1B              | N  | \$ -                    | \$ -                    | \$ 358.00                      | \$ 358.00                  | \$ -                     | \$ -                     | \$ 757.57                       | \$ 757.57                   | \$ 399.57                            |
| Coons, Russell L & Alberta C   | 53-08-20-106-017.000-008 |        | 1B              | N  | \$ -                    | \$ -                    | \$ -                           | \$ -                       | \$ 116.34                | \$ -                     | \$ -                            | \$ 116.34                   | \$ 116.34                            |
| Barsun, H Fred & Rita M  | 53-08-20-106-049.000-008 | 1782   | 1B              | N  | \$ -                    | \$ -                    | \$ -                           | \$ -                       | \$ 271.48                | \$ -                     | \$ -                            | \$ 271.48                   | \$ 271.48                            |
| Rogers, Danielle L   | 53-08-20-106-035.000-008 |        | 1B              | N  | \$ -                    | \$ -                    | \$ -                           | \$ -                       | \$ 70.67                 | \$ -                     | \$ -                            | \$ 70.67                    | \$ 70.67                             |
| Roberts, Jeffrey L; w/l/e Alta L Polly Hurd                                      | 53-08-20-106-013.000-008 |        | 1B              | N  | \$ -                    | \$ -                    | \$ -                           | \$ -                       | \$ -                     | \$ -                     | \$ -                            | \$ -                        | \$ -                                 |

# City of Bloomington



## Area #1B: South-West Annexation Area - Circuit Breaker Impacts Analysis

| Owner Name  | Parcel #                 | Waiver | Annexation Area | AG | Pre-Annex 1% CB Credits | Pre-Annex 2% CB Credits | Pre-Annex 65 & Over CB Credits | Pre-Annex Total CB Credits | Post-Annex 1% CB Credits | Post-Annex 2% CB Credits | Post-Annex 65 & Over CB Credits | Post-Annex Total CB Credits | Total Post-Annex CB Credits Increase |
|---|--------------------------|--------|-----------------|----|-------------------------|-------------------------|--------------------------------|----------------------------|--------------------------|--------------------------|---------------------------------|-----------------------------|--------------------------------------|
| Jackowiak, Edward Steven                              | 53-08-20-106-005.000-008 |        | 1B              | N  | \$ -                    | \$ -                    | \$ -                           | \$ -                       | \$ 201.93                | \$ -                     | \$ -                            | \$ 201.93                   | \$ 201.93                            |
| Albright, Thomas G                                    | 53-08-20-106-039.000-008 |        | 1B              | N  | \$ -                    | \$ -                    | \$ -                           | \$ -                       | \$ 165.90                | \$ -                     | \$ -                            | \$ 165.90                   | \$ 165.90                            |
| Rosenfeld, Michael J & Nancy G Magill                 | 53-08-20-106-038.000-008 |        | 1B              | N  | \$ -                    | \$ -                    | \$ -                           | \$ -                       | \$ 172.52                | \$ -                     | \$ -                            | \$ 172.52                   | \$ 172.52                            |
| Pedigo, Aaron E & Abigail E                           | 53-08-20-106-003.000-008 |        | 1B              | N  | \$ -                    | \$ -                    | \$ -                           | \$ -                       | \$ 154.31                | \$ -                     | \$ -                            | \$ 154.31                   | \$ 154.31                            |
| Harder, Andrew Jacob & Rebecca L                      | 53-08-20-106-008.000-008 |        | 1B              | N  | \$ -                    | \$ -                    | \$ -                           | \$ -                       | \$ 79.37                 | \$ -                     | \$ -                            | \$ 79.37                    | \$ 79.37                             |
| McKibben, Lawrence E & Debra K                        | 53-08-20-106-028.000-008 |        | 1B              | N  | \$ -                    | \$ -                    | \$ -                           | \$ -                       | \$ 141.47                | \$ -                     | \$ -                            | \$ 141.47                   | \$ 141.47                            |
| Williams, John S IV & Audrey R                        | 53-08-20-106-023.000-008 |        | 1B              | N  | \$ -                    | \$ -                    | \$ -                           | \$ -                       | \$ 224.90                | \$ -                     | \$ -                            | \$ 224.90                   | \$ 224.90                            |
| Duncan, Joel D  | 53-08-20-106-047.000-008 |        | 1B              | N  | \$ -                    | \$ -                    | \$ -                           | \$ -                       | \$ 262.37                | \$ -                     | \$ -                            | \$ 262.37                   | \$ 262.37                            |
| Chambers, Gary William & Sandra Lynn                  | 53-08-20-106-051.000-008 |        | 1B              | N  | \$ -                    | \$ -                    | \$ -                           | \$ -                       | \$ 174.18                | \$ -                     | \$ -                            | \$ 174.18                   | \$ 174.18                            |
| Engel, Nicholas & Cheryl Joint Revocable Living Trust | 53-08-20-106-032.000-008 |        | 1B              | N  | \$ -                    | \$ -                    | \$ -                           | \$ -                       | \$ 208.13                | \$ -                     | \$ -                            | \$ 208.13                   | \$ 208.13                            |
| Miller, John M & Melissa R                            | 53-08-20-106-031.000-008 |        | 1B              | N  | \$ -                    | \$ -                    | \$ -                           | \$ -                       | \$ 219.73                | \$ -                     | \$ -                            | \$ 219.73                   | \$ 219.73                            |
| Ellinwood, Cynthia J                                  | 53-08-20-106-037.000-008 |        | 1B              | N  | \$ -                    | \$ -                    | \$ -                           | \$ -                       | \$ 187.43                | \$ -                     | \$ -                            | \$ 187.43                   | \$ 187.43                            |
| Edwards, Douglas F & Wilma L                          | 53-08-20-106-012.000-008 |        | 1B              | N  | \$ -                    | \$ -                    | \$ -                           | \$ -                       | \$ 244.16                | \$ -                     | \$ -                            | \$ 244.16                   | \$ 244.16                            |
| Carson, Tim & Sandra Lee                              | 53-08-20-106-026.000-008 |        | 1B              | N  | \$ -                    | \$ -                    | \$ -                           | \$ -                       | \$ 196.12                | \$ -                     | \$ -                            | \$ 196.12                   | \$ 196.12                            |
| Rainey, Pamela S                                      | 53-08-20-106-022.000-008 |        | 1B              | N  | \$ -                    | \$ -                    | \$ -                           | \$ -                       | \$ 195.71                | \$ -                     | \$ -                            | \$ 195.71                   | \$ 195.71                            |
| Monroe Liberty LLC                                    | 53-08-19-200-048.000-008 | 2347   | 1B              | Y  | \$ -                    | \$ -                    | \$ -                           | \$ -                       | \$ -                     | \$ -                     | \$ -                            | \$ -                        | \$ -                                 |
| Abbott, Jerry Francis & Velma Darlene Rev Trust       | 53-09-13-400-031.000-015 | 1977   | 1B              | N  | \$ -                    | \$ -                    | \$ -                           | \$ -                       | \$ -                     | \$ -                     | \$ -                            | \$ -                        | \$ -                                 |
| Turpin, Leroy & Stella J                              | 53-09-13-400-057.000-015 | 1561   | 1B              | N  | \$ -                    | \$ -                    | \$ -                           | \$ -                       | \$ -                     | \$ -                     | \$ -                            | \$ -                        | \$ -                                 |
| Broker, Jamie & Tiffany                               | 53-09-13-104-022.000-015 |        | 1B              | N  | \$ -                    | \$ -                    | \$ -                           | \$ -                       | \$ -                     | \$ -                     | \$ -                            | \$ -                        | \$ -                                 |
| Richardson, Kenneth & Ruth                            | 53-09-12-400-060.000-015 |        | 1B              | N  | \$ -                    | \$ -                    | \$ -                           | \$ -                       | \$ -                     | \$ -                     | \$ -                            | \$ -                        | \$ -                                 |
| Richardson, Edith T                                   | 53-09-13-103-058.000-015 |        | 1B              | N  | \$ -                    | \$ -                    | \$ -                           | \$ -                       | \$ -                     | \$ -                     | \$ -                            | \$ -                        | \$ -                                 |
| GTAZ LLC  | 53-09-12-400-070.000-015 | 2069   | 1B              | N  | \$ -                    | \$ -                    | \$ -                           | \$ -                       | \$ -                     | \$ 918.13                | \$ -                            | \$ 918.13                   | \$ 918.13                            |
| Lee, Maria S N  | 53-09-13-102-020.000-015 |        | 1B              | N  | \$ -                    | \$ -                    | \$ -                           | \$ -                       | \$ -                     | \$ -                     | \$ -                            | \$ -                        | \$ -                                 |
| Hammock, David Michael & Rebecca Jane                 | 53-09-12-402-044.000-015 | 1113   | 1B              | N  | \$ -                    | \$ -                    | \$ -                           | \$ -                       | \$ -                     | \$ -                     | \$ -                            | \$ -                        | \$ -                                 |
| Johnson, Carl & Lois E.                               | 53-09-13-103-046.000-015 |        | 1B              | N  | \$ -                    | \$ -                    | \$ -                           | \$ -                       | \$ -                     | \$ -                     | \$ -                            | \$ -                        | \$ -                                 |
| Johnson, James L. & Mary E.                           | 53-09-13-105-029.000-015 |        | 1B              | N  | \$ -                    | \$ -                    | \$ -                           | \$ -                       | \$ -                     | \$ -                     | \$ -                            | \$ -                        | \$ -                                 |
| Hudson, Phillip W. & Sherry A.                        | 53-09-13-103-052.000-015 |        | 1B              | N  | \$ -                    | \$ -                    | \$ -                           | \$ -                       | \$ -                     | \$ -                     | \$ -                            | \$ -                        | \$ -                                 |
| Johnson, Richard K. & Marjorie B.                     | 53-09-13-105-036.000-015 |        | 1B              | N  | \$ -                    | \$ -                    | \$ -                           | \$ -                       | \$ -                     | \$ -                     | \$ -                            | \$ -                        | \$ -                                 |
| Woodland Springs LLC                                  | 53-09-13-100-002.000-015 |        | 1B              | N  | \$ -                    | \$ -                    | \$ -                           | \$ -                       | \$ -                     | \$ 10,327.00             | \$ -                            | \$ 10,327.00                | \$ 10,327.00                         |
| Whitley, Albert E                                     | 53-09-13-407-012.000-015 |        | 1B              | N  | \$ -                    | \$ -                    | \$ -                           | \$ -                       | \$ -                     | \$ -                     | \$ -                            | \$ -                        | \$ -                                 |
| Harding, Robert J & Alice L                           | 53-09-13-407-017.000-015 |        | 1B              | N  | \$ -                    | \$ -                    | \$ -                           | \$ -                       | \$ -                     | \$ -                     | \$ -                            | \$ -                        | \$ -                                 |
| Hollars, Danny O I & Teresa                           | 53-09-13-101-048.000-015 |        | 1B              | N  | \$ -                    | \$ -                    | \$ -                           | \$ -                       | \$ -                     | \$ -                     | \$ -                            | \$ -                        | \$ -                                 |
| Warrix, Paul T & Joan G                               | 53-09-13-105-027.000-015 |        | 1B              | N  | \$ -                    | \$ -                    | \$ -                           | \$ -                       | \$ -                     | \$ -                     | \$ -                            | \$ -                        | \$ -                                 |
| Cast, Terry Lee                                       | 53-09-13-104-005.000-015 |        | 1B              | N  | \$ -                    | \$ -                    | \$ -                           | \$ -                       | \$ -                     | \$ -                     | \$ -                            | \$ -                        | \$ -                                 |
| McCracken, Linda O                                    | 53-09-13-401-030.000-015 | 1292   | 1B              | N  | \$ -                    | \$ -                    | \$ -                           | \$ -                       | \$ -                     | \$ 407.00                | \$ -                            | \$ 407.00                   | \$ 407.00                            |
| Davis, Stephanie                                      | 53-09-13-401-015.000-015 | 1292   | 1B              | N  | \$ -                    | \$ -                    | \$ -                           | \$ -                       | \$ -                     | \$ -                     | \$ -                            | \$ -                        | \$ -                                 |
| Vertner, Tyrone A Jr                                  | 53-09-13-401-031.000-015 | 1793   | 1B              | N  | \$ -                    | \$ -                    | \$ -                           | \$ -                       | \$ -                     | \$ -                     | \$ -                            | \$ -                        | \$ -                                 |
| Mobley, Stephanie A & Alex P                          | 53-09-13-401-007.000-015 | 1292   | 1B              | N  | \$ -                    | \$ -                    | \$ -                           | \$ -                       | \$ -                     | \$ -                     | \$ -                            | \$ -                        | \$ -                                 |
| Odle-Araman, Jillian B & Nader J Araman               | 53-09-13-401-011.000-015 | 1292   | 1B              | N  | \$ -                    | \$ -                    | \$ -                           | \$ -                       | \$ -                     | \$ -                     | \$ -                            | \$ -                        | \$ -                                 |
| Ferree, David A & Judith A                            | 53-09-13-407-009.000-015 |        | 1B              | N  | \$ -                    | \$ -                    | \$ -                           | \$ -                       | \$ -                     | \$ -                     | \$ -                            | \$ -                        | \$ -                                 |
| Sims, John E & Evelyn P                               | 53-09-13-101-025.000-015 |        | 1B              | N  | \$ -                    | \$ -                    | \$ 250.00                      | \$ 250.00                  | \$ -                     | \$ -                     | \$ 613.00                       | \$ 613.00                   | \$ 363.00                            |
| Miller, John & Martha Cornell                         | 53-09-12-402-013.000-015 |        | 1B              | N  | \$ -                    | \$ -                    | \$ -                           | \$ -                       | \$ -                     | \$ -                     | \$ -                            | \$ -                        | \$ -                                 |
| Colleran, Daniel M. & Twylla M.                       | 53-09-13-104-004.000-015 |        | 1B              | N  | \$ -                    | \$ -                    | \$ -                           | \$ -                       | \$ -                     | \$ -                     | \$ -                            | \$ -                        | \$ -                                 |

# City of Bloomington



## Area #1B: South-West Annexation Area - Circuit Breaker Impacts Analysis

| Owner Name   | Parcel #                 | Waiver | Annexation Area | AG | Pre-Annex 1% CB Credits | Pre-Annex 2% CB Credits | Pre-Annex 65 & Over CB Credits | Pre-Annex Total CB Credits | Post-Annex 1% CB Credits | Post-Annex 2% CB Credits | Post-Annex 65 & Over CB Credits | Post-Annex Total CB Credits | Total Post-Annex CB Credits Increase |
|--|--------------------------|--------|-----------------|----|-------------------------|-------------------------|--------------------------------|----------------------------|--------------------------|--------------------------|---------------------------------|-----------------------------|--------------------------------------|
| Block, Spencer & Fellows, Evangeline   | 53-09-13-105-005.000-015 |        | 1B              | N  | \$ -                    | \$ -                    | \$ -                           | \$ -                       | \$ -                     | \$ -                     | \$ -                            | \$ -                        | \$ -                                 |
| Robertson, Derek C & Melissa D   | 53-09-13-401-006.000-015 | 1292   | 1B              | N  | \$ -                    | \$ -                    | \$ -                           | \$ -                       | \$ -                     | \$ -                     | \$ -                            | \$ -                        | \$ -                                 |
| Muller, James H  | 53-09-13-401-002.000-015 | 1292   | 1B              | N  | \$ -                    | \$ -                    | \$ -                           | \$ -                       | \$ -                     | \$ -                     | \$ -                            | \$ -                        | \$ -                                 |
| Kaserman, Mollie R   | 53-09-13-401-028.000-015 | 1292   | 1B              | N  | \$ -                    | \$ -                    | \$ -                           | \$ -                       | \$ -                     | \$ -                     | \$ -                            | \$ -                        | \$ -                                 |
| Sissman, Ashley  | 53-09-13-401-020.000-015 | 1292   | 1B              | N  | \$ -                    | \$ -                    | \$ -                           | \$ -                       | \$ -                     | \$ -                     | \$ -                            | \$ -                        | \$ -                                 |
| Sissman, Jim L & Teresa  | 53-09-13-401-003.000-015 | 1292   | 1B              | N  | \$ -                    | \$ -                    | \$ -                           | \$ -                       | \$ 19.55                 | \$ -                     | \$ -                            | \$ 19.55                    | \$ 19.55                             |
| Sanchez, Hector Jose Ortiz & Cynthia Michelle Correa                             | 53-09-13-401-004.000-015 | 1292   | 1B              | N  | \$ -                    | \$ -                    | \$ -                           | \$ -                       | \$ -                     | \$ -                     | \$ -                            | \$ -                        | \$ -                                 |
| Phelps, Terry W & Cheryl A   | 53-09-13-401-019.000-015 | 1292   | 1B              | N  | \$ -                    | \$ -                    | \$ -                           | \$ -                       | \$ -                     | \$ -                     | \$ -                            | \$ -                        | \$ -                                 |
| Wennerberg, Steven M & Elizabeth H Starr   | 53-09-13-401-052.000-015 | 1292   | 1B              | N  | \$ -                    | \$ -                    | \$ -                           | \$ -                       | \$ 37.84                 | \$ -                     | \$ -                            | \$ 37.84                    | \$ 37.84                             |
| Pyle, Daniel S & Emily S Wilson  | 53-09-13-401-029.000-015 | 1292   | 1B              | N  | \$ -                    | \$ -                    | \$ -                           | \$ -                       | \$ -                     | \$ -                     | \$ -                            | \$ -                        | \$ -                                 |
| Keen, Tyler David  | 53-09-13-401-056.000-015 | 1292   | 1B              | N  | \$ -                    | \$ -                    | \$ 663.00                      | \$ 663.00                  | \$ -                     | \$ -                     | \$ 1,264.42                     | \$ 1,264.42                 | \$ 601.42                            |
| Kinder, Timothy V  | 53-09-13-401-053.000-015 | 1292   | 1B              | N  | \$ -                    | \$ -                    | \$ -                           | \$ -                       | \$ -                     | \$ -                     | \$ -                            | \$ -                        | \$ -                                 |
| Fleetwood-Martin, Nedra D & Phillip K  | 53-09-13-401-044.000-015 | 1292   | 1B              | N  | \$ -                    | \$ -                    | \$ -                           | \$ -                       | \$ -                     | \$ -                     | \$ -                            | \$ -                        | \$ -                                 |
| Chaudemanche, Nicolas B  | 53-09-13-401-061.000-015 | 1292   | 1B              | N  | \$ -                    | \$ -                    | \$ -                           | \$ -                       | \$ 79.52                 | \$ -                     | \$ -                            | \$ 79.52                    | \$ 79.52                             |
| Thomas, Ariel Mone   | 53-09-13-401-050.000-015 | 1867   | 1B              | N  | \$ -                    | \$ -                    | \$ -                           | \$ -                       | \$ 61.52                 | \$ -                     | \$ -                            | \$ 61.52                    | \$ 61.52                             |
| Polmanter, Casie; Benham, Jacob  | 53-09-13-400-038.000-015 | 2498   | 1B              | N  | \$ -                    | \$ -                    | \$ -                           | \$ -                       | \$ -                     | \$ -                     | \$ -                            | \$ -                        | \$ -                                 |
| Price, Larry D. & Donna D.   | 53-09-13-400-073.000-015 |        | 1B              | N  | \$ -                    | \$ -                    | \$ 130.00                      | \$ 130.00                  | \$ -                     | \$ -                     | \$ 565.95                       | \$ 565.95                   | \$ 435.95                            |
| Edwards, Larry Wayne; Edwards, Bert; Adams, Edythe L; & Nichols, Sharon; W/L/E M | 53-09-13-104-007.000-015 |        | 1B              | N  | \$ -                    | \$ -                    | \$ 441.00                      | \$ 441.00                  | \$ -                     | \$ -                     | \$ -                            | \$ -                        | \$ (441.00)                          |
| Rainbolt, John Roger   | 53-09-12-400-016.000-015 | 1104   | 1B              | N  | \$ -                    | \$ -                    | \$ -                           | \$ -                       | \$ -                     | \$ -                     | \$ -                            | \$ -                        | \$ -                                 |
| Ferree, Josef Sean   | 53-09-13-103-076.000-015 |        | 1B              | N  | \$ -                    | \$ -                    | \$ -                           | \$ -                       | \$ -                     | \$ -                     | \$ -                            | \$ -                        | \$ -                                 |
| Conder, Bruce & Lana   | 53-09-13-103-021.000-015 |        | 1B              | N  | \$ -                    | \$ -                    | \$ -                           | \$ -                       | \$ -                     | \$ 222.41                | \$ -                            | \$ 222.41                   | \$ 222.41                            |
| Gardner, Seth A  | 53-09-13-404-052.000-015 |        | 1B              | N  | \$ -                    | \$ -                    | \$ -                           | \$ -                       | \$ 69.16                 | \$ -                     | \$ -                            | \$ 69.16                    | \$ 69.16                             |
| Rogers, Timothy A & Erika L  | 53-09-13-404-046.000-015 |        | 1B              | N  | \$ -                    | \$ -                    | \$ -                           | \$ -                       | \$ -                     | \$ -                     | \$ -                            | \$ -                        | \$ -                                 |
| Allen, Jon D   | 53-09-13-404-041.000-015 |        | 1B              | N  | \$ -                    | \$ -                    | \$ -                           | \$ -                       | \$ 68.73                 | \$ -                     | \$ -                            | \$ 68.73                    | \$ 68.73                             |
| White, Jacqueline P  | 53-09-13-404-050.000-015 |        | 1B              | N  | \$ -                    | \$ -                    | \$ -                           | \$ -                       | \$ -                     | \$ -                     | \$ -                            | \$ -                        | \$ -                                 |
| Eubanks, Linda F   | 53-09-13-404-053.000-015 |        | 1B              | N  | \$ -                    | \$ -                    | \$ -                           | \$ -                       | \$ 127.33                | \$ -                     | \$ -                            | \$ 127.33                   | \$ 127.33                            |
| Duzan, Angela D  | 53-09-13-404-047.000-015 |        | 1B              | N  | \$ -                    | \$ -                    | \$ -                           | \$ -                       | \$ -                     | \$ -                     | \$ -                            | \$ -                        | \$ -                                 |
| Johnston, Wilbert L. & Terri L.  | 53-09-13-404-003.000-015 |        | 1B              | N  | \$ -                    | \$ -                    | \$ -                           | \$ -                       | \$ 43.98                 | \$ -                     | \$ -                            | \$ 43.98                    | \$ 43.98                             |
| Travis, Angela   | 53-09-13-404-009.000-015 |        | 1B              | N  | \$ -                    | \$ -                    | \$ -                           | \$ -                       | \$ -                     | \$ -                     | \$ -                            | \$ -                        | \$ -                                 |
| Young, Donna K Delpha  | 53-09-13-404-001.000-015 |        | 1B              | N  | \$ -                    | \$ -                    | \$ -                           | \$ -                       | \$ -                     | \$ -                     | \$ -                            | \$ -                        | \$ -                                 |
| Fleck, Noel Ross & Hilary R  | 53-09-13-404-008.000-015 |        | 1B              | N  | \$ -                    | \$ -                    | \$ -                           | \$ -                       | \$ -                     | \$ -                     | \$ -                            | \$ -                        | \$ -                                 |
| Watson, Rick A & Betty V   | 53-09-13-404-004.000-015 |        | 1B              | N  | \$ -                    | \$ -                    | \$ -                           | \$ -                       | \$ 83.90                 | \$ -                     | \$ -                            | \$ 83.90                    | \$ 83.90                             |
| Swift, Dylan L & Jania, Rebecca M  | 53-09-13-404-006.000-015 |        | 1B              | N  | \$ -                    | \$ -                    | \$ -                           | \$ -                       | \$ 56.70                 | \$ -                     | \$ -                            | \$ 56.70                    | \$ 56.70                             |
| Hayslip, Kevin J   | 53-09-13-404-007.000-015 | 1848   | 1B              | N  | \$ -                    | \$ -                    | \$ -                           | \$ -                       | \$ 11.08                 | \$ -                     | \$ -                            | \$ 11.08                    | \$ 11.08                             |
| Browning, Cheryl Ann   | 53-09-13-404-002.000-015 |        | 1B              | N  | \$ -                    | \$ -                    | \$ -                           | \$ -                       | \$ -                     | \$ -                     | \$ -                            | \$ -                        | \$ -                                 |
| Crohn, Rick E & Michele R  | 53-09-13-404-005.000-015 |        | 1B              | N  | \$ -                    | \$ -                    | \$ -                           | \$ -                       | \$ 205.86                | \$ -                     | \$ -                            | \$ 205.86                   | \$ 205.86                            |
| Cooper, Christina S  | 53-09-13-404-030.000-015 |        | 1B              | N  | \$ -                    | \$ -                    | \$ -                           | \$ -                       | \$ 184.36                | \$ -                     | \$ -                            | \$ 184.36                   | \$ 184.36                            |
| Zeigler, James P   | 53-09-13-404-018.000-015 |        | 1B              | N  | \$ -                    | \$ -                    | \$ -                           | \$ -                       | \$ 103.66                | \$ -                     | \$ -                            | \$ 103.66                   | \$ 103.66                            |
| Norris, Mark   | 53-09-13-404-011.000-015 |        | 1B              | N  | \$ -                    | \$ -                    | \$ -                           | \$ -                       | \$ 48.81                 | \$ -                     | \$ -                            | \$ 48.81                    | \$ 48.81                             |
| Matthews, Steven T   | 53-09-13-404-027.000-015 |        | 1B              | N  | \$ -                    | \$ -                    | \$ -                           | \$ -                       | \$ -                     | \$ -                     | \$ -                            | \$ -                        | \$ -                                 |
| Pate, Gayla & Seth   | 53-09-13-404-033.000-015 |        | 1B              | N  | \$ -                    | \$ -                    | \$ -                           | \$ -                       | \$ 8.44                  | \$ -                     | \$ -                            | \$ 8.44                     | \$ 8.44                              |
| Schmidt, Adam F  | 53-09-13-404-015.000-015 |        | 1B              | N  | \$ -                    | \$ -                    | \$ -                           | \$ -                       | \$ -                     | \$ -                     | \$ -                            | \$ -                        | \$ -                                 |
| Doraci, Alfred & Rudina  | 53-09-13-404-038.000-015 |        | 1B              | N  | \$ -                    | \$ -                    | \$ -                           | \$ -                       | \$ -                     | \$ -                     | \$ -                            | \$ -                        | \$ -                                 |
| Deckard, Richard Family Trust  | 53-09-13-402-006.000-015 | 1563   | 1B              | N  | \$ -                    | \$ -                    | \$ -                           | \$ -                       | \$ -                     | \$ 470.08                | \$ -                            | \$ 470.08                   | \$ 470.08                            |
| Deckard, Richard Family Trust  | 53-09-13-402-005.000-015 | 1563   | 1B              | N  | \$ -                    | \$ -                    | \$ -                           | \$ -                       | \$ -                     | \$ 550.43                | \$ -                            | \$ 550.43                   | \$ 550.43                            |

# City of Bloomington



## Area #1B: South-West Annexation Area - Circuit Breaker Impacts Analysis

| Owner Name  | Parcel #                 | Waiver | Annexation Area | AG | Pre-Annex 1% CB Credits | Pre-Annex 2% CB Credits | Pre-Annex 65 & Over CB Credits | Pre-Annex Total CB Credits | Post-Annex 1% CB Credits | Post-Annex 2% CB Credits | Post-Annex 65 & Over CB Credits | Post-Annex Total CB Credits | Total Post-Annex CB Credits Increase |
|---|--------------------------|--------|-----------------|----|-------------------------|-------------------------|--------------------------------|----------------------------|--------------------------|--------------------------|---------------------------------|-----------------------------|--------------------------------------|
| Barthelemy, Jonathan & Jessica                    | 53-09-13-402-004.000-015 | 1563   | 1B              | N  | \$ -                    | \$ -                    | \$ -                           | \$ -                       | \$ -                     | \$ -                     | \$ -                            | \$ -                        | \$ -                                 |
| Greathouse, Johnathan Tyler & Lisa M              | 53-09-13-402-002.000-015 | 1563   | 1B              | N  | \$ -                    | \$ -                    | \$ -                           | \$ -                       | \$ 35.39                 | \$ -                     | \$ -                            | \$ 35.39                    | \$ 35.39                             |
| Stewart, James Khalil & Jessica Christine         | 53-09-13-402-007.000-015 | 1590   | 1B              | N  | \$ -                    | \$ -                    | \$ -                           | \$ -                       | \$ 53.18                 | \$ -                     | \$ -                            | \$ 53.18                    | \$ 53.18                             |
| Amadio, Nicholas A                                | 53-09-13-402-003.000-015 | 1590   | 1B              | N  | \$ -                    | \$ -                    | \$ -                           | \$ -                       | \$ 73.38                 | \$ -                     | \$ -                            | \$ 73.38                    | \$ 73.38                             |
| Deckard, Richard E Family Limited Partnership 206 | 53-09-13-402-001.000-015 | 1628   | 1B              | N  | \$ -                    | \$ -                    | \$ -                           | \$ -                       | \$ 126.01                | \$ -                     | \$ -                            | \$ 126.01                   | \$ 126.01                            |
| Skeens, Gregory W & Laura K                       | 53-09-13-411-004.000-015 | 1597   | 1B              | N  | \$ -                    | \$ -                    | \$ -                           | \$ -                       | \$ -                     | \$ -                     | \$ -                            | \$ -                        | \$ -                                 |
| Nelson, Peter M & Kelly M                         | 53-09-13-411-003.000-015 | 1483   | 1B              | N  | \$ -                    | \$ -                    | \$ -                           | \$ -                       | \$ 94.00                 | \$ -                     | \$ -                            | \$ 94.00                    | \$ 94.00                             |
| Owen, Geoffrey W & Cheryl E                       | 53-09-13-411-002.000-015 | 1495   | 1B              | N  | \$ -                    | \$ -                    | \$ -                           | \$ -                       | \$ 182.61                | \$ -                     | \$ -                            | \$ 182.61                   | \$ 182.61                            |
| Scott, Thomas L Jr & Jessica Shaw-scott           | 53-09-13-411-001.000-015 | 1563   | 1B              | N  | \$ -                    | \$ -                    | \$ -                           | \$ -                       | \$ 184.38                | \$ -                     | \$ -                            | \$ 184.38                   | \$ 184.38                            |
| Koch, Phyllis J & Koch, Jeremy R                  | 53-09-13-410-001.000-015 | 1563   | 1B              | N  | \$ -                    | \$ -                    | \$ -                           | \$ -                       | \$ 142.26                | \$ -                     | \$ -                            | \$ 142.26                   | \$ 142.26                            |
| Leininger, Barbara G                              | 53-09-13-410-002.000-015 | 1563   | 1B              | N  | \$ -                    | \$ -                    | \$ -                           | \$ -                       | \$ 132.60                | \$ -                     | \$ -                            | \$ 132.60                   | \$ 132.60                            |
| Alexander, Daniel A                               | 53-09-13-410-005.000-015 | 1563   | 1B              | N  | \$ -                    | \$ -                    | \$ -                           | \$ -                       | \$ -                     | \$ -                     | \$ -                            | \$ -                        | \$ -                                 |
| Shipley, Jerry R                                  | 53-09-13-410-003.000-015 | 2397   | 1B              | N  | \$ -                    | \$ -                    | \$ -                           | \$ -                       | \$ 93.12                 | \$ -                     | \$ -                            | \$ 93.12                    | \$ 93.12                             |
| Nowlin, Michael R & Charmaine D                   | 53-09-13-410-008.000-015 | 2397   | 1B              | N  | \$ -                    | \$ -                    | \$ -                           | \$ -                       | \$ -                     | \$ -                     | \$ -                            | \$ -                        | \$ -                                 |
| Neal, Ronald S                                    | 53-09-13-410-010.000-015 | 1563   | 1B              | N  | \$ -                    | \$ -                    | \$ -                           | \$ -                       | \$ -                     | \$ -                     | \$ -                            | \$ -                        | \$ -                                 |
| Smiley, Zachary T & Krebsbs, Ashley N             | 53-09-13-403-009.000-015 | 1563   | 1B              | N  | \$ -                    | \$ -                    | \$ -                           | \$ -                       | \$ -                     | \$ -                     | \$ -                            | \$ -                        | \$ -                                 |
| Tharp, Jordan R                                   | 53-09-13-403-002.000-015 | 1563   | 1B              | N  | \$ -                    | \$ -                    | \$ -                           | \$ -                       | \$ -                     | \$ -                     | \$ -                            | \$ -                        | \$ -                                 |
| Sims, Camisha R                                   | 53-09-13-403-004.000-015 | 1563   | 1B              | N  | \$ -                    | \$ -                    | \$ -                           | \$ -                       | \$ -                     | \$ -                     | \$ -                            | \$ -                        | \$ -                                 |
| Crane, Carri R                                    | 53-09-13-403-005.000-015 | 1563   | 1B              | N  | \$ -                    | \$ -                    | \$ -                           | \$ -                       | \$ 61.09                 | \$ -                     | \$ -                            | \$ 61.09                    | \$ 61.09                             |
| RSSJ Rentals, LLC                                 | 53-09-13-101-044.000-015 |        | 1B              | N  | \$ -                    | \$ -                    | \$ -                           | \$ -                       | \$ -                     | \$ 296.62                | \$ -                            | \$ 296.62                   | \$ 296.62                            |
| Armes, Susan L & Stand, James L                   | 53-09-12-401-016.000-015 |        | 1B              | N  | \$ -                    | \$ -                    | \$ -                           | \$ -                       | \$ -                     | \$ 387.23                | \$ -                            | \$ 387.23                   | \$ 387.23                            |
| Stout, Larry A                                    | 53-09-12-400-038.000-015 |        | 1B              | N  | \$ -                    | \$ -                    | \$ -                           | \$ -                       | \$ -                     | \$ -                     | \$ -                            | \$ -                        | \$ -                                 |
| Rice, William R. & Nancy C.                       | 53-09-12-400-053.000-015 | 1264   | 1B              | N  | \$ -                    | \$ -                    | \$ -                           | \$ -                       | \$ -                     | \$ 139.67                | \$ -                            | \$ 139.67                   | \$ 139.67                            |
| Ira, Melissa J                                    | 53-09-13-102-004.000-015 |        | 1B              | N  | \$ -                    | \$ -                    | \$ -                           | \$ -                       | \$ -                     | \$ -                     | \$ -                            | \$ -                        | \$ -                                 |
| Twin Flame Properties LLC                         | 53-09-12-400-018.000-015 |        | 1B              | N  | \$ -                    | \$ -                    | \$ -                           | \$ -                       | \$ -                     | \$ 852.55                | \$ -                            | \$ 852.55                   | \$ 852.55                            |
| Scholten, Nathan & Jessica                        | 53-09-13-101-011.000-015 |        | 1B              | N  | \$ -                    | \$ -                    | \$ -                           | \$ -                       | \$ -                     | \$ -                     | \$ -                            | \$ -                        | \$ -                                 |
| Patterson, Steven F.                              | 53-09-13-105-006.000-015 |        | 1B              | N  | \$ -                    | \$ -                    | \$ -                           | \$ -                       | \$ -                     | \$ -                     | \$ -                            | \$ -                        | \$ -                                 |
| May, Robert W                                     | 53-09-12-402-010.000-015 |        | 1B              | N  | \$ -                    | \$ -                    | \$ -                           | \$ -                       | \$ -                     | \$ 311.38                | \$ -                            | \$ 311.38                   | \$ 311.38                            |
| State of Indiana                                  | 53-09-12-402-053.000-015 |        | 1B              | N  | \$ -                    | \$ -                    | \$ -                           | \$ -                       | \$ -                     | \$ -                     | \$ -                            | \$ -                        | \$ -                                 |
| Kinsler, Susan                                    | 53-09-12-400-021.000-015 |        | 1B              | N  | \$ -                    | \$ -                    | \$ -                           | \$ -                       | \$ -                     | \$ -                     | \$ -                            | \$ -                        | \$ -                                 |
| Wendling, Donald L                                | 53-09-13-103-066.000-015 |        | 1B              | N  | \$ -                    | \$ -                    | \$ -                           | \$ -                       | \$ -                     | \$ -                     | \$ -                            | \$ -                        | \$ -                                 |
| Larch, Marcella M                                 | 53-09-13-400-051.000-015 | 2392   | 1B              | N  | \$ -                    | \$ -                    | \$ -                           | \$ -                       | \$ -                     | \$ -                     | \$ -                            | \$ -                        | \$ -                                 |
| Trinkle, Sharlyn L                                | 53-09-13-101-013.000-015 |        | 1B              | N  | \$ -                    | \$ -                    | \$ -                           | \$ -                       | \$ -                     | \$ -                     | \$ -                            | \$ -                        | \$ -                                 |
| Dorris, Dale W II                                 | 53-09-13-103-047.000-015 |        | 1B              | N  | \$ -                    | \$ -                    | \$ -                           | \$ -                       | \$ -                     | \$ -                     | \$ -                            | \$ -                        | \$ -                                 |
| Bastin, Alexandra                                 | 53-09-13-407-019.000-015 |        | 1B              | N  | \$ -                    | \$ -                    | \$ -                           | \$ -                       | \$ -                     | \$ -                     | \$ -                            | \$ -                        | \$ -                                 |
| Fleener, Timothy Ray & w//e Rachel Joan Fleener   | 53-09-12-402-039.000-015 |        | 1B              | N  | \$ -                    | \$ -                    | \$ -                           | \$ -                       | \$ -                     | \$ -                     | \$ 779.55                       | \$ 779.55                   | \$ 779.55                            |
| Carroll, Tommy L & Jowana L                       | 53-09-12-400-014.000-015 |        | 1B              | N  | \$ -                    | \$ -                    | \$ -                           | \$ -                       | \$ -                     | \$ -                     | \$ -                            | \$ -                        | \$ -                                 |
| Elgar, Jon R                                      | 53-09-13-104-018.000-015 |        | 1B              | N  | \$ -                    | \$ -                    | \$ -                           | \$ -                       | \$ -                     | \$ 272.84                | \$ -                            | \$ 272.84                   | \$ 272.84                            |
| Van Bostel, Quin G & Shea Stone                   | 53-09-13-401-062.000-015 | 1292   | 1B              | N  | \$ -                    | \$ -                    | \$ -                           | \$ -                       | \$ 37.40                 | \$ -                     | \$ -                            | \$ 37.40                    | \$ 37.40                             |
| Cooper, Julia L                                   | 53-09-13-401-025.000-015 | 1292   | 1B              | N  | \$ -                    | \$ -                    | \$ -                           | \$ -                       | \$ 41.35                 | \$ -                     | \$ -                            | \$ 41.35                    | \$ 41.35                             |
| Ash, Bradley J & Cheryl Lynn                      | 53-09-13-401-063.000-015 | 1292   | 1B              | N  | \$ -                    | \$ -                    | \$ -                           | \$ -                       | \$ -                     | \$ -                     | \$ -                            | \$ -                        | \$ -                                 |
| Seaton, Texal N                                   | 53-09-13-401-059.000-015 | 1292   | 1B              | N  | \$ -                    | \$ -                    | \$ -                           | \$ -                       | \$ -                     | \$ -                     | \$ -                            | \$ -                        | \$ -                                 |
| Campbell, James W & Jeanne T                      | 53-09-13-401-005.000-015 | 1292   | 1B              | N  | \$ -                    | \$ -                    | \$ -                           | \$ -                       | \$ -                     | \$ -                     | \$ -                            | \$ -                        | \$ -                                 |
| Thacker, Rebecca J                                | 53-09-13-401-049.000-015 | 1292   | 1B              | N  | \$ -                    | \$ -                    | \$ -                           | \$ -                       | \$ -                     | \$ -                     | \$ -                            | \$ -                        | \$ -                                 |
| Callison, Michael & Jordan                        | 53-09-13-401-038.000-015 | 1292   | 1B              | N  | \$ -                    | \$ -                    | \$ -                           | \$ -                       | \$ -                     | \$ -                     | \$ -                            | \$ -                        | \$ -                                 |

# City of Bloomington



## Area #1B: South-West Annexation Area - Circuit Breaker Impacts Analysis

| Owner Name                                 | Parcel #                 | Waiver | Annexation Area | AG | Pre-Annex 1% CB Credits | Pre-Annex 2% CB Credits | Pre-Annex 65 & Over CB Credits | Pre-Annex Total CB Credits | Post-Annex 1% CB Credits | Post-Annex 2% CB Credits | Post-Annex 65 & Over CB Credits | Post-Annex Total CB Credits | Total Post-Annex CB Credits Increase |
|--|--------------------------|--------|-----------------|----|-------------------------|-------------------------|--------------------------------|----------------------------|--------------------------|--------------------------|---------------------------------|-----------------------------|--------------------------------------|
| Findley, Selina F & Findley, Tiffany D     | 53-09-13-401-022.000-015 | 1292   | 1B              | N  | \$ -                    | \$ -                    | \$ -                           | \$ -                       | \$ -                     | \$ -                     | \$ -                            | \$ -                        | \$ -                                 |
| Sciscoe, Brandon                           | 53-09-13-401-040.000-015 | 1292   | 1B              | N  | \$ -                    | \$ -                    | \$ -                           | \$ -                       | \$ 0.55                  | \$ -                     | \$ -                            | \$ 0.55                     | \$ 0.55                              |
| Hines, Amy & Krouse, Alexander             | 53-09-13-401-042.000-015 | 1292   | 1B              | N  | \$ -                    | \$ -                    | \$ -                           | \$ -                       | \$ -                     | \$ -                     | \$ -                            | \$ -                        | \$ -                                 |
| McCullough, C. Robert                      | 53-09-12-400-036.000-015 |        | 1B              | N  | \$ -                    | \$ -                    | \$ -                           | \$ -                       | \$ -                     | \$ -                     | \$ -                            | \$ -                        | \$ -                                 |
| Myers, Bart L                              | 53-09-13-104-029.000-015 |        | 1B              | N  | \$ -                    | \$ -                    | \$ -                           | \$ -                       | \$ -                     | \$ -                     | \$ -                            | \$ -                        | \$ -                                 |
| May, Rickey G & Rhea D                     | 53-09-13-400-088.000-015 |        | 1B              | N  | \$ -                    | \$ -                    | \$ 423.00                      | \$ 423.00                  | \$ -                     | \$ -                     | \$ -                            | \$ -                        | \$ (423.00)                          |
| Gentry, Larry                              | 53-09-13-105-038.000-015 |        | 1B              | N  | \$ -                    | \$ -                    | \$ 82.00                       | \$ 82.00                   | \$ -                     | \$ -                     | \$ 434.23                       | \$ 434.23                   | \$ 352.23                            |
| Babb, Angela; Linne, Jarrod                | 53-09-13-104-023.000-015 |        | 1B              | N  | \$ -                    | \$ -                    | \$ -                           | \$ -                       | \$ -                     | \$ -                     | \$ -                            | \$ -                        | \$ -                                 |
| Bynum, Sarah                               | 53-09-13-401-045.000-015 | 1292   | 1B              | N  | \$ -                    | \$ -                    | \$ -                           | \$ -                       | \$ 15.32                 | \$ -                     | \$ -                            | \$ 15.32                    | \$ 15.32                             |
| Creps, Stephen A.                          | 53-09-13-401-001.000-015 | 1292   | 1B              | N  | \$ -                    | \$ -                    | \$ -                           | \$ -                       | \$ -                     | \$ 277.98                | \$ -                            | \$ 277.98                   | \$ 277.98                            |
| McGill, Ricky D & Tanette R                | 53-09-13-401-027.000-015 | 1292   | 1B              | N  | \$ -                    | \$ -                    | \$ -                           | \$ -                       | \$ -                     | \$ -                     | \$ -                            | \$ -                        | \$ -                                 |
| Raley, Andria B                            | 53-09-13-401-026.000-015 | 1292   | 1B              | N  | \$ -                    | \$ -                    | \$ -                           | \$ -                       | \$ -                     | \$ -                     | \$ -                            | \$ -                        | \$ -                                 |
| Melvin, David Edward & Shauna Michelle     | 53-09-13-401-057.000-015 | 1292   | 1B              | N  | \$ -                    | \$ -                    | \$ -                           | \$ -                       | \$ -                     | \$ -                     | \$ -                            | \$ -                        | \$ -                                 |
| Heuring, Michael Allen                     | 53-09-13-401-039.000-015 | 1292   | 1B              | N  | \$ -                    | \$ -                    | \$ -                           | \$ -                       | \$ 100.13                | \$ -                     | \$ -                            | \$ 100.13                   | \$ 100.13                            |
| Whitmer, Jeffrey M & Kelly J               | 53-09-13-401-041.000-015 | 1292   | 1B              | N  | \$ -                    | \$ -                    | \$ -                           | \$ -                       | \$ -                     | \$ -                     | \$ -                            | \$ -                        | \$ -                                 |
| Baird, Cortney                             | 53-09-13-401-034.000-015 | 1292   | 1B              | N  | \$ -                    | \$ -                    | \$ -                           | \$ -                       | \$ -                     | \$ -                     | \$ -                            | \$ -                        | \$ -                                 |
| Walden, Brandon & Cherry                   | 53-09-13-401-014.000-015 | 1292   | 1B              | N  | \$ -                    | \$ -                    | \$ -                           | \$ -                       | \$ -                     | \$ -                     | \$ -                            | \$ -                        | \$ -                                 |
| Tracey, Patrick                            | 53-09-13-401-060.000-015 | 1853   | 1B              | N  | \$ -                    | \$ -                    | \$ -                           | \$ -                       | \$ -                     | \$ -                     | \$ -                            | \$ -                        | \$ -                                 |
| State of Indiana                           | 53-09-13-103-061.000-015 |        | 1B              | N  | \$ -                    | \$ -                    | \$ -                           | \$ -                       | \$ -                     | \$ -                     | \$ -                            | \$ -                        | \$ -                                 |
| Deckard, Valerie A                         | 53-09-13-101-053.000-015 |        | 1B              | N  | \$ -                    | \$ -                    | \$ -                           | \$ -                       | \$ -                     | \$ -                     | \$ -                            | \$ -                        | \$ -                                 |
| Groves, Daniel L                           | 53-09-13-104-009.000-015 |        | 1B              | N  | \$ -                    | \$ -                    | \$ -                           | \$ -                       | \$ -                     | \$ 232.17                | \$ -                            | \$ 232.17                   | \$ 232.17                            |
| Fish, Oscar E. & Myra F.                   | 53-09-13-101-064.000-015 |        | 1B              | N  | \$ -                    | \$ -                    | \$ 277.00                      | \$ 277.00                  | \$ -                     | \$ -                     | \$ 830.04                       | \$ 830.04                   | \$ 553.04                            |
| Morrison, Garry L & Carter, Shirley A      | 53-09-13-403-003.000-015 | 1563   | 1B              | N  | \$ -                    | \$ -                    | \$ 397.00                      | \$ 397.00                  | \$ -                     | \$ -                     | \$ 1,027.54                     | \$ 1,027.54                 | \$ 630.54                            |
| Krebbs, Michael R & Melissa J              | 53-09-13-403-007.000-015 | 1777   | 1B              | N  | \$ -                    | \$ -                    | \$ -                           | \$ -                       | \$ 37.83                 | \$ -                     | \$ -                            | \$ 37.83                    | \$ 37.83                             |
| Gabriel, Henry & Priscilla                 | 53-09-13-403-001.000-015 | 1563   | 1B              | N  | \$ -                    | \$ -                    | \$ -                           | \$ -                       | \$ 83.46                 | \$ -                     | \$ -                            | \$ 83.46                    | \$ 83.46                             |
| Silvernail, Daniel L & Shaylan N           | 53-09-13-403-006.000-015 | 1563   | 1B              | N  | \$ -                    | \$ -                    | \$ -                           | \$ -                       | \$ -                     | \$ -                     | \$ -                            | \$ -                        | \$ -                                 |
| Vermaat, Cheryl R & James                  | 53-09-13-403-010.000-015 | 2362   | 1B              | N  | \$ -                    | \$ -                    | \$ -                           | \$ -                       | \$ 77.77                 | \$ -                     | \$ -                            | \$ 77.77                    | \$ 77.77                             |
| Dobson, Christopher M & Holly D            | 53-09-13-403-011.000-015 | 2396   | 1B              | N  | \$ -                    | \$ -                    | \$ -                           | \$ -                       | \$ 49.83                 | \$ -                     | \$ -                            | \$ 49.83                    | \$ 49.83                             |
| Hottell, Nathan Kyle & Piper Rae           | 53-09-13-403-008.000-015 | 1563   | 1B              | N  | \$ -                    | \$ -                    | \$ -                           | \$ -                       | \$ -                     | \$ 431.78                | \$ -                            | \$ 431.78                   | \$ 431.78                            |
| Miller, Michael; Noble, Lauren             | 53-09-13-410-006.000-015 | 1563   | 1B              | N  | \$ -                    | \$ -                    | \$ -                           | \$ -                       | \$ 146.78                | \$ -                     | \$ -                            | \$ 146.78                   | \$ 146.78                            |
| Manley, Raymond D                          | 53-09-13-410-007.000-015 | 1563   | 1B              | N  | \$ -                    | \$ -                    | \$ -                           | \$ -                       | \$ -                     | \$ -                     | \$ -                            | \$ -                        | \$ -                                 |
| McClary, Ronald J & Sandra K               | 53-09-13-410-004.000-015 | 1563   | 1B              | N  | \$ -                    | \$ -                    | \$ -                           | \$ -                       | \$ -                     | \$ -                     | \$ -                            | \$ -                        | \$ -                                 |
| Stewart, Andrew J & Lora L                 | 53-09-13-410-009.000-015 | 1563   | 1B              | N  | \$ -                    | \$ -                    | \$ -                           | \$ -                       | \$ -                     | \$ -                     | \$ -                            | \$ -                        | \$ -                                 |
| Raper, Mark A & Ranatta S                  | 53-09-13-400-092.000-015 | 1597   | 1B              | N  | \$ -                    | \$ -                    | \$ -                           | \$ -                       | \$ -                     | \$ -                     | \$ -                            | \$ -                        | \$ -                                 |
| Hansford, Christopher S                    | 53-09-13-400-060.000-015 | 1597   | 1B              | N  | \$ -                    | \$ -                    | \$ -                           | \$ -                       | \$ -                     | \$ -                     | \$ -                            | \$ -                        | \$ -                                 |
| Smith, Larry Edwin Jr & Catherine Collins  | 53-09-13-400-081.000-015 | 1597   | 1B              | N  | \$ -                    | \$ -                    | \$ -                           | \$ -                       | \$ -                     | \$ -                     | \$ -                            | \$ -                        | \$ -                                 |
| Smith, Larry Edwin Jr & Catherine Collins  | 53-09-13-400-042.000-015 | 1597   | 1B              | N  | \$ -                    | \$ -                    | \$ -                           | \$ -                       | \$ -                     | \$ -                     | \$ -                            | \$ -                        | \$ -                                 |
| Harris, Rhonda Joanne                      | 53-09-13-400-096.000-015 | 1539   | 1B              | N  | \$ -                    | \$ -                    | \$ -                           | \$ -                       | \$ -                     | \$ -                     | \$ -                            | \$ -                        | \$ -                                 |
| Hamilton, Ron R & Jane E                   | 53-09-13-400-098.000-015 | 1752   | 1B              | N  | \$ -                    | \$ -                    | \$ -                           | \$ -                       | \$ 60.36                 | \$ -                     | \$ -                            | \$ 60.36                    | \$ 60.36                             |
| Parrott, Jeana L; Nolan & Edwynna D Turner | 53-09-13-400-094.000-015 | 1478   | 1B              | N  | \$ -                    | \$ -                    | \$ -                           | \$ -                       | \$ -                     | \$ 494.61                | \$ -                            | \$ 494.61                   | \$ 494.61                            |
| Fleener, Garth D & Adkins-Fleener, Karen   | 53-09-13-400-095.000-015 | 1578   | 1B              | N  | \$ -                    | \$ -                    | \$ -                           | \$ -                       | \$ -                     | \$ -                     | \$ -                            | \$ -                        | \$ -                                 |
| Adams, Jeremy B & Melanie                  | 53-09-13-400-023.000-015 | 1517   | 1B              | N  | \$ -                    | \$ -                    | \$ -                           | \$ -                       | \$ 323.46                | \$ -                     | \$ -                            | \$ 323.46                   | \$ 323.46                            |
| Kennington, Corey D                        | 53-09-13-400-055.000-015 | 1576   | 1B              | N  | \$ -                    | \$ -                    | \$ -                           | \$ -                       | \$ 90.06                 | \$ -                     | \$ -                            | \$ 90.06                    | \$ 90.06                             |
| Montgomery, Stephanie                      | 53-09-13-400-046.000-015 |        | 1B              | N  | \$ -                    | \$ -                    | \$ -                           | \$ -                       | \$ -                     | \$ -                     | \$ -                            | \$ -                        | \$ -                                 |



# City of Bloomington

## Area #1B: South-West Annexation Area - Circuit Breaker Impacts Analysis



| Owner Name   | Parcel #                 | Waiver | Annexation Area | AG | Pre-Annex 1% CB Credits | Pre-Annex 2% CB Credits | Pre-Annex 65 & Over CB Credits | Pre-Annex Total CB Credits | Post-Annex 1% CB Credits | Post-Annex 2% CB Credits | Post-Annex 65 & Over CB Credits | Post-Annex Total CB Credits | Total Post-Annex CB Credits Increase |
|--|--------------------------|--------|-----------------|----|-------------------------|-------------------------|--------------------------------|----------------------------|--------------------------|--------------------------|---------------------------------|-----------------------------|--------------------------------------|
| State of Indiana                                     | 53-09-24-100-006.000-015 | 1636   | 1B              | N  | \$ -                    | \$ -                    | \$ -                           | \$ -                       | \$ -                     | \$ -                     | \$ -                            | \$ -                        | \$ -                                 |
| Hoene, Emmett C & Debra Lynn                         | 53-09-12-402-015.000-015 |        | 1B              | N  | \$ -                    | \$ -                    | \$ -                           | \$ -                       | \$ -                     | \$ -                     | \$ -                            | \$ -                        | \$ -                                 |
| Lebby, David A Jr; Lebby, Charlie                    | 53-09-13-104-001.000-015 |        | 1B              | N  | \$ -                    | \$ -                    | \$ -                           | \$ -                       | \$ -                     | \$ -                     | \$ -                            | \$ -                        | \$ -                                 |
| Newlin-Blackwell, Liam                               | 53-09-13-102-007.000-015 |        | 1B              | N  | \$ -                    | \$ -                    | \$ -                           | \$ -                       | \$ -                     | \$ -                     | \$ -                            | \$ -                        | \$ -                                 |
| Cole, Shannon Jessee                                 | 53-09-13-103-092.000-015 |        | 1B              | N  | \$ -                    | \$ -                    | \$ -                           | \$ -                       | \$ -                     | \$ -                     | \$ -                            | \$ -                        | \$ -                                 |
| Edwards, Janice G Revocable Living Trust             | 53-09-13-400-004.000-015 | 2046   | 1B              | N  | \$ -                    | \$ -                    | \$ -                           | \$ -                       | \$ -                     | \$ -                     | \$ -                            | \$ -                        | \$ -                                 |
| Cream & Crimson Management LLC                       | 53-09-13-400-034.000-015 |        | 1B              | N  | \$ -                    | \$ -                    | \$ -                           | \$ -                       | \$ -                     | \$ 248.56                | \$ -                            | \$ 248.56                   | \$ 248.56                            |
| Harris, Brandon A & Amanda D                         | 53-09-13-400-084.000-015 | 1648   | 1B              | N  | \$ -                    | \$ -                    | \$ -                           | \$ -                       | \$ -                     | \$ -                     | \$ -                            | \$ -                        | \$ -                                 |
| Hanlon, Johnny Robert                                | 53-09-13-104-013.000-015 |        | 1B              | N  | \$ -                    | \$ -                    | \$ -                           | \$ -                       | \$ -                     | \$ 311.63                | \$ -                            | \$ 311.63                   | \$ 311.63                            |
| State of Indiana                                     | 53-09-12-403-002.000-015 |        | 1B              | N  | \$ -                    | \$ -                    | \$ -                           | \$ -                       | \$ -                     | \$ -                     | \$ -                            | \$ -                        | \$ -                                 |
| Sweat, Deborah K                                     | 53-09-13-103-089.000-015 |        | 1B              | N  | \$ -                    | \$ -                    | \$ -                           | \$ -                       | \$ -                     | \$ -                     | \$ -                            | \$ -                        | \$ -                                 |
| Pagel, Christopher A                                 | 53-09-13-407-008.000-015 |        | 1B              | N  | \$ -                    | \$ -                    | \$ -                           | \$ -                       | \$ -                     | \$ -                     | \$ -                            | \$ -                        | \$ -                                 |
| Groves, Daniel L                                     | 53-09-13-104-010.000-015 |        | 1B              | N  | \$ -                    | \$ -                    | \$ -                           | \$ -                       | \$ -                     | \$ 305.13                | \$ -                            | \$ 305.13                   | \$ 305.13                            |
| Carr, J Kevin  | 53-09-13-101-039.000-015 |        | 1B              | N  | \$ -                    | \$ -                    | \$ -                           | \$ -                       | \$ -                     | \$ 246.30                | \$ -                            | \$ 246.30                   | \$ 246.30                            |
| Carpenter, Bruce M                                   | 53-09-13-104-003.000-015 |        | 1B              | N  | \$ -                    | \$ -                    | \$ -                           | \$ -                       | \$ -                     | \$ -                     | \$ -                            | \$ -                        | \$ -                                 |
| Crum, Nathaniel Prescott & Katie E                   | 53-09-12-402-042.000-015 |        | 1B              | N  | \$ -                    | \$ -                    | \$ 87.00                       | \$ 87.00                   | \$ -                     | \$ -                     | \$ -                            | \$ -                        | \$ (87.00)                           |
| Panigada, Jose Leonardo & Maria Sofia                | 53-09-13-101-061.000-015 |        | 1B              | N  | \$ -                    | \$ -                    | \$ -                           | \$ -                       | \$ -                     | \$ -                     | \$ -                            | \$ -                        | \$ -                                 |
| The Revocable Trust Agreement of Mobley, Joan        | 53-09-12-401-012.000-015 |        | 1B              | N  | \$ -                    | \$ -                    | \$ -                           | \$ -                       | \$ -                     | \$ 428.28                | \$ -                            | \$ 428.28                   | \$ 428.28                            |
| Moreland, Shea                                       | 53-09-13-102-011.000-015 |        | 1B              | N  | \$ -                    | \$ -                    | \$ -                           | \$ -                       | \$ -                     | \$ -                     | \$ -                            | \$ -                        | \$ -                                 |
| Kenny, John  | 53-09-13-101-024.000-015 |        | 1B              | N  | \$ -                    | \$ -                    | \$ -                           | \$ -                       | \$ -                     | \$ -                     | \$ -                            | \$ -                        | \$ -                                 |
| Leahy, Kevin C & Patty A                             | 53-09-13-401-013.000-015 | 1292   | 1B              | N  | \$ -                    | \$ -                    | \$ -                           | \$ -                       | \$ -                     | \$ -                     | \$ -                            | \$ -                        | \$ -                                 |
| Rey, Walter & Eunyoung                               | 53-09-13-401-009.000-015 | 1292   | 1B              | N  | \$ -                    | \$ -                    | \$ -                           | \$ -                       | \$ -                     | \$ -                     | \$ -                            | \$ -                        | \$ -                                 |
| Williams, Jo Ann                                     | 53-09-13-401-024.000-015 | 1292   | 1B              | N  | \$ -                    | \$ -                    | \$ -                           | \$ -                       | \$ -                     | \$ -                     | \$ -                            | \$ -                        | \$ -                                 |
| Dickerhoof, Roger B & Greta L                        | 53-09-13-401-021.000-015 | 1292   | 1B              | N  | \$ -                    | \$ -                    | \$ -                           | \$ -                       | \$ 24.67                 | \$ -                     | \$ -                            | \$ 24.67                    | \$ 24.67                             |
| Powell, Kenneth                                      | 53-09-13-401-008.000-015 | 2437   | 1B              | N  | \$ -                    | \$ -                    | \$ -                           | \$ -                       | \$ -                     | \$ 444.80                | \$ -                            | \$ 444.80                   | \$ 444.80                            |
| Miller, Robin S & Henderson-Miller, Lesli            | 53-09-13-401-016.000-015 | 1292   | 1B              | N  | \$ -                    | \$ -                    | \$ -                           | \$ -                       | \$ 13.21                 | \$ -                     | \$ -                            | \$ 13.21                    | \$ 13.21                             |
| Woodhaven-citation Homeowners Assoc Inc              | 53-09-13-401-064.000-015 | 1292   | 1B              | N  | \$ -                    | \$ -                    | \$ -                           | \$ -                       | \$ -                     | \$ -                     | \$ -                            | \$ -                        | \$ -                                 |
| Johnson, Janet L Revocable Trust                     | 53-09-13-103-039.000-015 |        | 1B              | N  | \$ -                    | \$ -                    | \$ 171.00                      | \$ 171.00                  | \$ -                     | \$ -                     | \$ 404.44                       | \$ 404.44                   | \$ 233.44                            |
| Burch, Denise R                                      | 53-09-13-104-017.000-015 |        | 1B              | N  | \$ -                    | \$ -                    | \$ -                           | \$ -                       | \$ -                     | \$ -                     | \$ -                            | \$ -                        | \$ -                                 |
| Pate, Michael D & Jacqueline A Joint Revocable Trust | 53-09-13-101-042.000-015 |        | 1B              | N  | \$ -                    | \$ -                    | \$ -                           | \$ -                       | \$ -                     | \$ -                     | \$ -                            | \$ -                        | \$ -                                 |
| Clark, Michael R & Arnetta D                         | 53-09-13-107-018.000-015 |        | 1B              | N  | \$ -                    | \$ -                    | \$ -                           | \$ -                       | \$ -                     | \$ -                     | \$ -                            | \$ -                        | \$ -                                 |
| McHenry, Samuel                                      | 53-09-13-107-002.000-015 |        | 1B              | N  | \$ -                    | \$ -                    | \$ -                           | \$ -                       | \$ -                     | \$ -                     | \$ -                            | \$ -                        | \$ -                                 |
| Nisbet, Richard L & Shelley K                        | 53-09-13-103-029.000-015 |        | 1B              | N  | \$ -                    | \$ -                    | \$ -                           | \$ -                       | \$ -                     | \$ 259.07                | \$ -                            | \$ 259.07                   | \$ 259.07                            |
| Boling, Patricia S                                   | 53-09-13-407-018.000-015 |        | 1B              | N  | \$ -                    | \$ -                    | \$ -                           | \$ -                       | \$ -                     | \$ -                     | \$ -                            | \$ -                        | \$ -                                 |
| Axson, Treva B                                       | 53-09-13-400-061.000-015 | 1505   | 1B              | N  | \$ -                    | \$ -                    | \$ -                           | \$ -                       | \$ 73.51                 | \$ -                     | \$ -                            | \$ 73.51                    | \$ 73.51                             |
| Winkelman, Barbara Lynn                              | 53-09-13-400-053.000-015 | 1597   | 1B              | N  | \$ -                    | \$ -                    | \$ -                           | \$ -                       | \$ 27.32                 | \$ -                     | \$ -                            | \$ 27.32                    | \$ 27.32                             |
| Rasner, Donald L & Linda L                           | 53-09-13-400-043.000-015 | 1485   | 1B              | N  | \$ -                    | \$ -                    | \$ -                           | \$ -                       | \$ -                     | \$ -                     | \$ -                            | \$ -                        | \$ -                                 |
| Pieper, Karen & Frederick                            | 53-09-13-400-093.000-015 | 1597   | 1B              | N  | \$ -                    | \$ -                    | \$ -                           | \$ -                       | \$ 71.77                 | \$ -                     | \$ -                            | \$ 71.77                    | \$ 71.77                             |
| Bates, Kimberly A                                    | 53-09-12-402-052.000-015 |        | 1B              | N  | \$ -                    | \$ -                    | \$ -                           | \$ -                       | \$ -                     | \$ -                     | \$ -                            | \$ -                        | \$ -                                 |
| Valdettaro, Martha D Rev Trust                       | 53-09-13-407-004.000-015 |        | 1B              | N  | \$ -                    | \$ -                    | \$ -                           | \$ -                       | \$ -                     | \$ 329.91                | \$ -                            | \$ 329.91                   | \$ 329.91                            |
| Kagemann, Giovanna                                   | 53-09-12-401-011.000-015 |        | 1B              | N  | \$ -                    | \$ -                    | \$ -                           | \$ -                       | \$ -                     | \$ -                     | \$ -                            | \$ -                        | \$ -                                 |
| State Of Indiana                                     | 53-09-12-401-018.000-015 |        | 1B              | N  | \$ -                    | \$ -                    | \$ -                           | \$ -                       | \$ -                     | \$ -                     | \$ -                            | \$ -                        | \$ -                                 |
| Vickers, Travis S & Bethany D                        | 53-09-13-102-002.000-015 |        | 1B              | N  | \$ -                    | \$ -                    | \$ -                           | \$ -                       | \$ -                     | \$ -                     | \$ -                            | \$ -                        | \$ -                                 |
| State Of Indiana                                     | 53-09-12-100-025.000-015 |        | 1B              | N  | \$ -                    | \$ -                    | \$ -                           | \$ -                       | \$ -                     | \$ -                     | \$ -                            | \$ -                        | \$ -                                 |



# City of Bloomington



## Area #1B: South-West Annexation Area - Circuit Breaker Impacts Analysis

| Owner Name  | Parcel #                 | Waiver | Annexation Area | AG | Pre-Annex 1% CB Credits | Pre-Annex 2% CB Credits | Pre-Annex 65 & Over CB Credits | Pre-Annex Total CB Credits | Post-Annex 1% CB Credits | Post-Annex 2% CB Credits | Post-Annex 65 & Over CB Credits | Post-Annex Total CB Credits | Total Post-Annex CB Credits Increase |
|---|--------------------------|--------|-----------------|----|-------------------------|-------------------------|--------------------------------|----------------------------|--------------------------|--------------------------|---------------------------------|-----------------------------|--------------------------------------|
| Pritchett, Camila J                                   | 53-09-13-103-086.000-015 |        | 1B              | N  | \$ -                    | \$ -                    | \$ -                           | \$ -                       | \$ -                     | \$ -                     | \$ -                            | \$ -                        | \$ -                                 |
| Sparks, Cletis Russell & Lois Jane Trust              | 53-09-12-401-009.000-015 |        | 1B              | N  | \$ -                    | \$ -                    | \$ -                           | \$ -                       | \$ 15.46                 | \$ -                     | \$ -                            | \$ 15.46                    | \$ 15.46                             |
| Jacobs, James Lloyd                                   | 53-09-12-400-071.000-015 | 1429   | 1B              | N  | \$ -                    | \$ -                    | \$ -                           | \$ -                       | \$ -                     | \$ -                     | \$ -                            | \$ -                        | \$ -                                 |
| Campbell, Johnny C                                    | 53-09-13-104-020.000-015 |        | 1B              | N  | \$ -                    | \$ -                    | \$ -                           | \$ -                       | \$ -                     | \$ -                     | \$ -                            | \$ -                        | \$ -                                 |
| Sears, Owen D & Audrey L                              | 53-09-13-407-002.000-015 |        | 1B              | N  | \$ -                    | \$ -                    | \$ 291.00                      | \$ 291.00                  | \$ -                     | \$ -                     | \$ 505.36                       | \$ 505.36                   | \$ 214.36                            |
| Ibison, Anita J Lawlis                                | 53-09-13-103-003.000-015 | 1836   | 1B              | N  | \$ -                    | \$ -                    | \$ -                           | \$ -                       | \$ -                     | \$ -                     | \$ -                            | \$ -                        | \$ -                                 |
| Ranz, Julie T   | 53-09-13-103-004.000-015 |        | 1B              | N  | \$ -                    | \$ -                    | \$ -                           | \$ -                       | \$ -                     | \$ -                     | \$ -                            | \$ -                        | \$ -                                 |
| Hickman, Morris R & Mary C                            | 53-09-13-104-037.000-015 |        | 1B              | N  | \$ -                    | \$ -                    | \$ -                           | \$ -                       | \$ -                     | \$ 252.70                | \$ -                            | \$ 252.70                   | \$ 252.70                            |
| Lyons, Joshua T & Kayla M                             | 53-09-12-400-003.000-015 | 2303   | 1B              | N  | \$ -                    | \$ -                    | \$ -                           | \$ -                       | \$ -                     | \$ -                     | \$ -                            | \$ -                        | \$ -                                 |
| Shirley, Lawrence A II                                | 53-09-13-102-032.000-015 |        | 1B              | N  | \$ -                    | \$ -                    | \$ -                           | \$ -                       | \$ -                     | \$ -                     | \$ -                            | \$ -                        | \$ -                                 |
| Collins, Bradley J                                    | 53-09-13-102-022.000-015 |        | 1B              | N  | \$ -                    | \$ -                    | \$ -                           | \$ -                       | \$ -                     | \$ -                     | \$ -                            | \$ -                        | \$ -                                 |
| Emmert, Georgia K & Bagwell, Janice E                 | 53-09-13-105-023.000-015 |        | 1B              | N  | \$ -                    | \$ -                    | \$ -                           | \$ -                       | \$ -                     | \$ -                     | \$ -                            | \$ -                        | \$ -                                 |
| Hartfield, William A & Cecilia L                      | 53-09-12-401-015.000-015 |        | 1B              | N  | \$ -                    | \$ -                    | \$ -                           | \$ -                       | \$ -                     | \$ -                     | \$ -                            | \$ -                        | \$ -                                 |
| Crumbaker, James A & Julia F                          | 53-09-13-101-038.000-015 |        | 1B              | N  | \$ -                    | \$ -                    | \$ -                           | \$ -                       | \$ -                     | \$ -                     | \$ -                            | \$ -                        | \$ -                                 |
| Crum, Jonathan Vandevort & Tenile                     | 53-09-13-104-019.000-015 |        | 1B              | N  | \$ -                    | \$ -                    | \$ -                           | \$ -                       | \$ -                     | \$ -                     | \$ -                            | \$ -                        | \$ -                                 |
| Velasco, Marie  | 53-09-13-103-068.000-015 |        | 1B              | N  | \$ -                    | \$ -                    | \$ 222.00                      | \$ 222.00                  | \$ -                     | \$ -                     | \$ 546.87                       | \$ 546.87                   | \$ 324.87                            |
| Westmoreland LLC                                      | 53-09-13-105-010.000-015 |        | 1B              | N  | \$ -                    | \$ -                    | \$ -                           | \$ -                       | \$ -                     | \$ 287.10                | \$ -                            | \$ 287.10                   | \$ 287.10                            |
| Hammock, Stephen L & Irene R                          | 53-09-12-402-045.000-015 | 1051   | 1B              | N  | \$ -                    | \$ -                    | \$ -                           | \$ -                       | \$ 57.58                 | \$ -                     | \$ -                            | \$ 57.58                    | \$ 57.58                             |
| Walker, James F & Clare G Trustees                    | 53-09-12-400-030.000-015 | 1102   | 1B              | N  | \$ -                    | \$ -                    | \$ -                           | \$ -                       | \$ -                     | \$ -                     | \$ -                            | \$ -                        | \$ -                                 |
| Drew, James David                                     | 53-09-12-400-043.000-015 | 1315   | 1B              | N  | \$ -                    | \$ -                    | \$ -                           | \$ -                       | \$ -                     | \$ -                     | \$ -                            | \$ -                        | \$ -                                 |
| Palmer, Evan A & Jessica M                            | 53-09-13-101-014.000-015 |        | 1B              | N  | \$ -                    | \$ -                    | \$ -                           | \$ -                       | \$ -                     | \$ -                     | \$ -                            | \$ -                        | \$ -                                 |
| Huff, Alice E   | 53-09-13-103-027.000-015 |        | 1B              | N  | \$ -                    | \$ -                    | \$ 494.00                      | \$ 494.00                  | \$ -                     | \$ -                     | \$ 990.61                       | \$ 990.61                   | \$ 496.61                            |
| Alano, Brian B. & Rebecca A.                          | 53-09-13-101-030.000-015 |        | 1B              | N  | \$ -                    | \$ -                    | \$ -                           | \$ -                       | \$ -                     | \$ 289.36                | \$ -                            | \$ 289.36                   | \$ 289.36                            |
| Bell, Jared M   | 53-09-13-103-034.000-015 |        | 1B              | N  | \$ -                    | \$ -                    | \$ -                           | \$ -                       | \$ -                     | \$ -                     | \$ -                            | \$ -                        | \$ -                                 |
| Casad, Michael L. & Diane K.                          | 53-09-13-103-043.000-015 |        | 1B              | N  | \$ -                    | \$ -                    | \$ -                           | \$ -                       | \$ -                     | \$ 227.53                | \$ -                            | \$ 227.53                   | \$ 227.53                            |
| Cress, Michael L & Ellington, Erin D                  | 53-09-13-103-010.000-015 |        | 1B              | N  | \$ -                    | \$ -                    | \$ -                           | \$ -                       | \$ -                     | \$ -                     | \$ -                            | \$ -                        | \$ -                                 |
| Lewis, William E & Tracey L                           | 53-09-13-103-055.000-015 |        | 1B              | N  | \$ -                    | \$ -                    | \$ -                           | \$ -                       | \$ -                     | \$ -                     | \$ -                            | \$ -                        | \$ -                                 |
| Bailey, Colleen E                                     | 53-09-13-101-007.000-015 |        | 1B              | N  | \$ -                    | \$ -                    | \$ -                           | \$ -                       | \$ -                     | \$ -                     | \$ -                            | \$ -                        | \$ -                                 |
| Yang, Jiazhi; Yang, Crystal Carolyn                   | 53-09-13-103-075.000-015 |        | 1B              | N  | \$ -                    | \$ -                    | \$ -                           | \$ -                       | \$ -                     | \$ -                     | \$ -                            | \$ -                        | \$ -                                 |
| Cruse, Elizabeth A                                    | 53-09-13-107-006.000-015 |        | 1B              | N  | \$ -                    | \$ -                    | \$ -                           | \$ -                       | \$ -                     | \$ -                     | \$ -                            | \$ -                        | \$ -                                 |
| Henry, Heather L                                      | 53-09-13-107-032.000-015 |        | 1B              | N  | \$ -                    | \$ -                    | \$ -                           | \$ -                       | \$ -                     | \$ -                     | \$ -                            | \$ -                        | \$ -                                 |
| Ratliff, Pamela Treadway                              | 53-09-13-107-016.000-015 |        | 1B              | N  | \$ -                    | \$ -                    | \$ -                           | \$ -                       | \$ -                     | \$ -                     | \$ -                            | \$ -                        | \$ -                                 |
| Kleine, Matthew                                       | 53-09-13-400-058.000-015 |        | 1B              | N  | \$ -                    | \$ -                    | \$ -                           | \$ -                       | \$ 109.80                | \$ -                     | \$ -                            | \$ 109.80                   | \$ 109.80                            |
| Crum, Michael F                                       | 53-09-13-400-030.000-015 |        | 1B              | N  | \$ -                    | \$ -                    | \$ -                           | \$ -                       | \$ -                     | \$ -                     | \$ -                            | \$ -                        | \$ -                                 |
| Campbell, Daniel Ward                                 | 53-09-13-103-025.000-015 |        | 1B              | N  | \$ -                    | \$ -                    | \$ -                           | \$ -                       | \$ -                     | \$ -                     | \$ -                            | \$ -                        | \$ -                                 |
| Ladisch, Nikolaus                                     | 53-09-12-400-077.000-015 |        | 1B              | N  | \$ -                    | \$ -                    | \$ -                           | \$ -                       | \$ 179.55                | \$ -                     | \$ -                            | \$ 179.55                   | \$ 179.55                            |
| Rupert, Phillip M                                     | 53-09-12-400-015.000-015 |        | 1B              | N  | \$ -                    | \$ -                    | \$ -                           | \$ -                       | \$ -                     | \$ 219.02                | \$ -                            | \$ 219.02                   | \$ 219.02                            |
| Rupert, Phillip M                                     | 53-09-12-400-031.000-015 |        | 1B              | N  | \$ -                    | \$ -                    | \$ -                           | \$ -                       | \$ -                     | \$ -                     | \$ -                            | \$ -                        | \$ -                                 |
| Ehteshami, Mariam; Lee, Robert C                      | 53-09-12-401-007.000-015 |        | 1B              | N  | \$ -                    | \$ -                    | \$ -                           | \$ -                       | \$ -                     | \$ 366.20                | \$ -                            | \$ 366.20                   | \$ 366.20                            |
| Wetnight, Shannon M & Jack A Jr                       | 53-09-12-400-005.000-015 |        | 1B              | N  | \$ -                    | \$ -                    | \$ -                           | \$ -                       | \$ -                     | \$ -                     | \$ -                            | \$ -                        | \$ -                                 |
| Lintermuth, Vernon D & Pendleton, William R Pendleton | 53-09-13-106-043.000-015 |        | 1B              | N  | \$ -                    | \$ -                    | \$ -                           | \$ -                       | \$ -                     | \$ -                     | \$ -                            | \$ -                        | \$ -                                 |
| Klodzen, Terri A                                      | 53-09-13-102-037.000-015 |        | 1B              | N  | \$ -                    | \$ -                    | \$ -                           | \$ -                       | \$ -                     | \$ -                     | \$ -                            | \$ -                        | \$ -                                 |
| McCracken, Linda O                                    | 53-09-13-103-081.000-015 |        | 1B              | N  | \$ -                    | \$ -                    | \$ -                           | \$ -                       | \$ -                     | \$ 341.92                | \$ -                            | \$ 341.92                   | \$ 341.92                            |
| Salisbury, James D. & Richalyn J.                     | 53-09-13-102-033.000-015 |        | 1B              | N  | \$ -                    | \$ -                    | \$ -                           | \$ -                       | \$ -                     | \$ -                     | \$ -                            | \$ -                        | \$ -                                 |
| Chambers, Willard D. & Constance P.                   | 53-09-13-103-085.000-015 |        | 1B              | N  | \$ -                    | \$ -                    | \$ -                           | \$ -                       | \$ -                     | \$ -                     | \$ -                            | \$ -                        | \$ -                                 |

# City of Bloomington



## Area #1B: South-West Annexation Area - Circuit Breaker Impacts Analysis

| Owner Name  | Parcel #                 | Waiver | Annexation Area | AG | Pre-Annex 1% CB Credits | Pre-Annex 2% CB Credits | Pre-Annex 65 & Over CB Credits | Pre-Annex Total CB Credits | Post-Annex 1% CB Credits | Post-Annex 2% CB Credits | Post-Annex 65 & Over CB Credits | Post-Annex Total CB Credits | Total Post-Annex CB Credits Increase |
|---|--------------------------|--------|-----------------|----|-------------------------|-------------------------|--------------------------------|----------------------------|--------------------------|--------------------------|---------------------------------|-----------------------------|--------------------------------------|
| Hartfield, William A. & Cecilia                           | 53-09-12-401-004.000-015 | 1187   | 1B              | N  | \$ -                    | \$ -                    | \$ -                           | \$ -                       | \$ 89.90                 | \$ -                     | \$ -                            | \$ 89.90                    | \$ 89.90                             |
| Carr, Phillip G & Alesa D                                 | 53-09-13-103-020.000-015 |        | 1B              | N  | \$ -                    | \$ -                    | \$ -                           | \$ -                       | \$ -                     | \$ -                     | \$ -                            | \$ -                        | \$ -                                 |
| Shepherd, Brian L & J Randalyn                            | 53-09-13-107-005.000-015 |        | 1B              | N  | \$ -                    | \$ -                    | \$ -                           | \$ -                       | \$ -                     | \$ -                     | \$ -                            | \$ -                        | \$ -                                 |
| Muir, Michele   | 53-09-13-101-047.000-015 |        | 1B              | N  | \$ -                    | \$ -                    | \$ -                           | \$ -                       | \$ -                     | \$ -                     | \$ -                            | \$ -                        | \$ -                                 |
| Bowlen, Darin A   | 53-09-13-103-037.000-015 |        | 1B              | N  | \$ -                    | \$ -                    | \$ -                           | \$ -                       | \$ -                     | \$ -                     | \$ -                            | \$ -                        | \$ -                                 |
| McCracken, Linda O  | 53-09-13-103-006.000-015 |        | 1B              | N  | \$ -                    | \$ -                    | \$ -                           | \$ -                       | \$ -                     | \$ 417.77                | \$ -                            | \$ 417.77                   | \$ 417.77                            |
| Mishler, Derrick T  | 53-09-13-400-036.000-015 |        | 1B              | N  | \$ -                    | \$ -                    | \$ -                           | \$ -                       | \$ -                     | \$ -                     | \$ -                            | \$ -                        | \$ -                                 |
| Courtney, Angela  | 53-09-13-107-015.000-015 |        | 1B              | N  | \$ -                    | \$ -                    | \$ -                           | \$ -                       | \$ -                     | \$ -                     | \$ -                            | \$ -                        | \$ -                                 |
| Snapp-Ramsden, Laura E                                    | 53-09-13-103-030.000-015 |        | 1B              | N  | \$ -                    | \$ -                    | \$ -                           | \$ -                       | \$ -                     | \$ -                     | \$ -                            | \$ -                        | \$ -                                 |
| Borecky, Stephen P Jr                                     | 53-09-12-402-026.000-015 |        | 1B              | N  | \$ -                    | \$ -                    | \$ -                           | \$ -                       | \$ -                     | \$ -                     | \$ -                            | \$ -                        | \$ -                                 |
| Ryan, Marshall J. & Sandy K.                              | 53-09-13-107-043.000-015 |        | 1B              | N  | \$ -                    | \$ -                    | \$ -                           | \$ -                       | \$ -                     | \$ -                     | \$ -                            | \$ -                        | \$ -                                 |
| Kleinpeter, Jill  | 53-09-13-107-028.000-015 |        | 1B              | N  | \$ -                    | \$ -                    | \$ -                           | \$ -                       | \$ 50.12                 | \$ -                     | \$ -                            | \$ 50.12                    | \$ 50.12                             |
| State of Indiana  | 53-09-12-402-009.000-015 | 1105   | 1B              | N  | \$ -                    | \$ -                    | \$ -                           | \$ -                       | \$ -                     | \$ -                     | \$ -                            | \$ -                        | \$ -                                 |
| Moore, Kevin Eugene & Sally Jo                            | 53-09-13-101-020.000-015 |        | 1B              | N  | \$ -                    | \$ -                    | \$ -                           | \$ -                       | \$ -                     | \$ -                     | \$ -                            | \$ -                        | \$ -                                 |
| Helton, Nicholas S  | 53-09-12-400-034.000-015 |        | 1B              | N  | \$ -                    | \$ -                    | \$ -                           | \$ -                       | \$ -                     | \$ 301.87                | \$ -                            | \$ 301.87                   | \$ 301.87                            |
| Rader, John J & Jennifer A                                | 53-09-12-400-069.000-015 |        | 1B              | N  | \$ -                    | \$ -                    | \$ -                           | \$ -                       | \$ -                     | \$ -                     | \$ -                            | \$ -                        | \$ -                                 |
| Smith, Andrew C & Emmons, Karen E                         | 53-09-13-103-050.000-015 |        | 1B              | N  | \$ -                    | \$ -                    | \$ -                           | \$ -                       | \$ -                     | \$ -                     | \$ -                            | \$ -                        | \$ -                                 |
| Gray, Brian & Crystal D                                   | 53-09-13-105-003.000-015 | 1768   | 1B              | N  | \$ -                    | \$ -                    | \$ -                           | \$ -                       | \$ -                     | \$ -                     | \$ -                            | \$ -                        | \$ -                                 |
| Bradfield, Gayla S.                                       | 53-09-13-102-014.000-015 |        | 1B              | N  | \$ -                    | \$ -                    | \$ -                           | \$ -                       | \$ -                     | \$ -                     | \$ -                            | \$ -                        | \$ -                                 |
| Davis, Gary Mike & Helen Ann                              | 53-09-13-103-070.000-015 |        | 1B              | N  | \$ -                    | \$ -                    | \$ 450.00                      | \$ 450.00                  | \$ -                     | \$ -                     | \$ 880.78                       | \$ 880.78                   | \$ 430.78                            |
| Pierson, Rachel L   | 53-09-13-104-026.000-015 |        | 1B              | N  | \$ -                    | \$ -                    | \$ -                           | \$ -                       | \$ -                     | \$ -                     | \$ -                            | \$ -                        | \$ -                                 |
| Bradley, Joseph & Pamela; Bradley, Samuel                 | 53-09-13-104-021.000-015 |        | 1B              | N  | \$ -                    | \$ -                    | \$ -                           | \$ -                       | \$ -                     | \$ -                     | \$ -                            | \$ -                        | \$ -                                 |
| Davidson, Clard & Tiffany                                 | 53-09-13-101-012.000-015 |        | 1B              | N  | \$ -                    | \$ -                    | \$ -                           | \$ -                       | \$ -                     | \$ -                     | \$ -                            | \$ -                        | \$ -                                 |
| Hughes, Nolan C   | 53-09-13-400-014.000-015 |        | 1B              | N  | \$ -                    | \$ -                    | \$ -                           | \$ -                       | \$ -                     | \$ -                     | \$ -                            | \$ -                        | \$ -                                 |
| Carr, J. Kevin  | 53-09-13-105-014.000-015 |        | 1B              | N  | \$ -                    | \$ -                    | \$ -                           | \$ -                       | \$ -                     | \$ 296.12                | \$ -                            | \$ 296.12                   | \$ 296.12                            |
| Bissey, Julie   | 53-09-13-105-004.000-015 |        | 1B              | N  | \$ -                    | \$ -                    | \$ -                           | \$ -                       | \$ -                     | \$ -                     | \$ -                            | \$ -                        | \$ -                                 |
| Moore, Dennis Joe   | 53-09-13-103-088.000-015 |        | 1B              | N  | \$ -                    | \$ -                    | \$ -                           | \$ -                       | \$ -                     | \$ 240.05                | \$ -                            | \$ 240.05                   | \$ 240.05                            |
| Sinclair, Courtney E & Rose, Cameron C                    | 53-09-13-400-082.000-015 |        | 1B              | N  | \$ -                    | \$ -                    | \$ -                           | \$ -                       | \$ -                     | \$ -                     | \$ -                            | \$ -                        | \$ -                                 |
| Felling, Chance L   | 53-09-13-103-051.000-015 |        | 1B              | N  | \$ -                    | \$ -                    | \$ -                           | \$ -                       | \$ -                     | \$ 263.83                | \$ -                            | \$ 263.83                   | \$ 263.83                            |
| Osmundsen, Ramkal Doris                                   | 53-09-13-103-065.000-015 |        | 1B              | N  | \$ -                    | \$ -                    | \$ -                           | \$ -                       | \$ -                     | \$ -                     | \$ -                            | \$ -                        | \$ -                                 |
| Nixon, Anthony & Emily J                                  | 53-09-13-107-039.000-015 |        | 1B              | N  | \$ -                    | \$ -                    | \$ -                           | \$ -                       | \$ -                     | \$ -                     | \$ -                            | \$ -                        | \$ -                                 |
| Moore, Hillary Megan                                      | 53-09-12-402-048.000-015 |        | 1B              | N  | \$ -                    | \$ -                    | \$ -                           | \$ -                       | \$ -                     | \$ -                     | \$ -                            | \$ -                        | \$ -                                 |
| Powell, Troy E & Carol J                                  | 53-09-13-409-012.000-015 | 1790   | 1B              | N  | \$ -                    | \$ -                    | \$ -                           | \$ -                       | \$ -                     | \$ -                     | \$ -                            | \$ -                        | \$ -                                 |
| Sunny Day Property Inc                                    | 53-09-13-103-040.000-015 |        | 1B              | N  | \$ -                    | \$ -                    | \$ -                           | \$ -                       | \$ -                     | \$ 242.30                | \$ -                            | \$ 242.30                   | \$ 242.30                            |
| Henry, David G & Fiona M                                  | 53-09-13-101-001.000-015 |        | 1B              | N  | \$ -                    | \$ -                    | \$ -                           | \$ -                       | \$ -                     | \$ -                     | \$ -                            | \$ -                        | \$ -                                 |
| Trustees Of The Woodhaven Christian Church Of Monroe Co.  | 53-09-13-100-001.000-015 |        | 1B              | N  | \$ -                    | \$ -                    | \$ -                           | \$ -                       | \$ -                     | \$ -                     | \$ -                            | \$ -                        | \$ -                                 |
| Eads, Forrest W. & Betty J. Trust                         | 53-09-12-400-013.001-015 |        | 1B              | N  | \$ -                    | \$ -                    | \$ -                           | \$ -                       | \$ -                     | \$ -                     | \$ -                            | \$ -                        | \$ -                                 |
| Sparks, Cletis Russell & Lois Jane Trust                  | 53-09-12-400-011.002-015 |        | 1B              | N  | \$ -                    | \$ -                    | \$ -                           | \$ -                       | \$ -                     | \$ -                     | \$ -                            | \$ -                        | \$ -                                 |
| Bowen, James P & Sandra K                                 | 53-09-12-100-005.000-015 |        | 1B              | N  | \$ -                    | \$ -                    | \$ -                           | \$ -                       | \$ -                     | \$ -                     | \$ -                            | \$ -                        | \$ -                                 |
| Kinser, Hazel , Gary & Connie; Peggy Prince; Betty Elkins | 53-09-12-400-014.004-015 |        | 1B              | N  | \$ -                    | \$ -                    | \$ -                           | \$ -                       | \$ -                     | \$ -                     | \$ -                            | \$ -                        | \$ -                                 |
| Williams, Larry & Helen L                                 | 53-09-13-400-028.000-015 | 1638   | 1B              | N  | \$ -                    | \$ -                    | \$ -                           | \$ -                       | \$ -                     | \$ -                     | \$ -                            | \$ -                        | \$ -                                 |
| Stroup, Mary Diener                                       | 53-09-13-400-049.000-015 | 1620   | 1B              | N  | \$ -                    | \$ -                    | \$ -                           | \$ -                       | \$ -                     | \$ -                     | \$ -                            | \$ -                        | \$ -                                 |
| Harden, David L & Connie Sue                              | 53-09-13-104-039.000-015 |        | 1B              | N  | \$ -                    | \$ -                    | \$ -                           | \$ -                       | \$ -                     | \$ -                     | \$ -                            | \$ -                        | \$ -                                 |
| Taylor, Jack L. & Linda J.                                | 53-09-13-407-014.000-015 |        | 1B              | N  | \$ -                    | \$ -                    | \$ -                           | \$ -                       | \$ -                     | \$ -                     | \$ -                            | \$ -                        | \$ -                                 |

# City of Bloomington



## Area #1B: South-West Annexation Area - Circuit Breaker Impacts Analysis

| Owner Name  | Parcel #                 | Waiver | Annexation Area | AG | Pre-Annex 1% CB Credits | Pre-Annex 2% CB Credits | Pre-Annex 65 & Over CB Credits | Pre-Annex Total CB Credits | Post-Annex 1% CB Credits | Post-Annex 2% CB Credits | Post-Annex 65 & Over CB Credits | Post-Annex Total CB Credits | Total Post-Annex CB Credits Increase |
|---|--------------------------|--------|-----------------|----|-------------------------|-------------------------|--------------------------------|----------------------------|--------------------------|--------------------------|---------------------------------|-----------------------------|--------------------------------------|
| Grover, Joshua M W: Lopez, Bianca V   | 53-09-12-402-002.000-015 |        | 1B              | N  | \$ -                    | \$ -                    | \$ -                           | \$ -                       | \$ -                     | \$ -                     | \$ -                            | \$ -                        | \$ -                                 |
| Dummitt, Wedsol & Sharon M  | 53-09-13-103-026.000-015 |        | 1B              | N  | \$ -                    | \$ -                    | \$ -                           | \$ -                       | \$ -                     | \$ -                     | \$ -                            | \$ -                        | \$ -                                 |
| RSSJ Rentals LLC  | 53-09-13-103-067.000-015 |        | 1B              | N  | \$ -                    | \$ -                    | \$ -                           | \$ -                       | \$ -                     | \$ 303.88                | \$ -                            | \$ 303.88                   | \$ 303.88                            |
| Hanlon, Johnny Robert   | 53-09-13-101-015.000-015 |        | 1B              | N  | \$ -                    | \$ -                    | \$ -                           | \$ -                       | \$ -                     | \$ 259.07                | \$ -                            | \$ 259.07                   | \$ 259.07                            |
| Swarthout, Mary L   | 53-09-13-103-008.000-015 |        | 1B              | N  | \$ -                    | \$ -                    | \$ 314.00                      | \$ 314.00                  | \$ -                     | \$ -                     | \$ 597.71                       | \$ 597.71                   | \$ 283.71                            |
| Roberts, Susan N; Norton, Ruth  | 53-09-13-102-036.000-015 |        | 1B              | N  | \$ -                    | \$ -                    | \$ -                           | \$ -                       | \$ -                     | \$ -                     | \$ -                            | \$ -                        | \$ -                                 |
| Souders, Tamara   | 53-09-13-400-006.000-015 |        | 1B              | N  | \$ -                    | \$ -                    | \$ -                           | \$ -                       | \$ -                     | \$ -                     | \$ -                            | \$ -                        | \$ -                                 |
| Dearing, Ralph R. & Nancy S.  | 53-09-13-101-067.000-015 |        | 1B              | N  | \$ -                    | \$ -                    | \$ -                           | \$ -                       | \$ -                     | \$ -                     | \$ -                            | \$ -                        | \$ -                                 |
| Grubb, Penny J  | 53-09-13-105-016.000-015 |        | 1B              | N  | \$ -                    | \$ -                    | \$ -                           | \$ -                       | \$ -                     | \$ -                     | \$ -                            | \$ -                        | \$ -                                 |
| Deckard, Foris R & Deckard, Susan   | 53-09-13-102-017.000-015 |        | 1B              | N  | \$ -                    | \$ -                    | \$ -                           | \$ -                       | \$ -                     | \$ -                     | \$ -                            | \$ -                        | \$ -                                 |
| Feschyn, Anthony Joseph   | 53-09-12-400-035.000-015 |        | 1B              | N  | \$ -                    | \$ -                    | \$ -                           | \$ -                       | \$ -                     | \$ -                     | \$ -                            | \$ -                        | \$ -                                 |
| Deckard, Richard E Family Limited Partnership #201                                | 53-09-12-400-081.000-015 |        | 1B              | N  | \$ -                    | \$ -                    | \$ -                           | \$ -                       | \$ -                     | \$ 167.71                | \$ -                            | \$ 167.71                   | \$ 167.71                            |
| Deckard, Richard E Family Limited Partnership #201                                | 53-09-12-400-079.000-015 |        | 1B              | N  | \$ -                    | \$ -                    | \$ -                           | \$ -                       | \$ -                     | \$ 232.04                | \$ -                            | \$ 232.04                   | \$ 232.04                            |
| Meehan, Lawrence W  | 53-09-12-402-049.000-015 |        | 1B              | N  | \$ -                    | \$ -                    | \$ -                           | \$ -                       | \$ 312.04                | \$ -                     | \$ -                            | \$ 312.04                   | \$ 312.04                            |
| Erickson, Christopher & Taylor  | 53-09-13-105-007.000-015 |        | 1B              | N  | \$ -                    | \$ -                    | \$ -                           | \$ -                       | \$ -                     | \$ -                     | \$ -                            | \$ -                        | \$ -                                 |
| Lillard, Kevin L & Carmen K   | 53-09-13-103-012.000-015 |        | 1B              | N  | \$ -                    | \$ -                    | \$ -                           | \$ -                       | \$ -                     | \$ -                     | \$ -                            | \$ -                        | \$ -                                 |
| Scank, Robert S   | 53-09-13-101-057.000-015 |        | 1B              | N  | \$ -                    | \$ -                    | \$ -                           | \$ -                       | \$ -                     | \$ 416.01                | \$ -                            | \$ 416.01                   | \$ 416.01                            |
| Humphrey, Christine Ann L / E Robert E & Sally J Bruce                            | 53-09-13-107-027.000-015 |        | 1B              | N  | \$ -                    | \$ -                    | \$ -                           | \$ -                       | \$ -                     | \$ -                     | \$ -                            | \$ -                        | \$ -                                 |
| Treanor, Patricia L   | 53-09-13-400-005.000-015 | 1949   | 1B              | N  | \$ -                    | \$ -                    | \$ -                           | \$ -                       | \$ -                     | \$ -                     | \$ -                            | \$ -                        | \$ -                                 |
| Keller, Sandra L  | 53-09-13-103-019.000-015 |        | 1B              | N  | \$ -                    | \$ -                    | \$ -                           | \$ -                       | \$ -                     | \$ -                     | \$ -                            | \$ -                        | \$ -                                 |
| Rockey, Jordan A  | 53-09-12-400-059.000-015 | 1739   | 1B              | N  | \$ -                    | \$ -                    | \$ -                           | \$ -                       | \$ -                     | \$ -                     | \$ -                            | \$ -                        | \$ -                                 |
| Hickman, Morris R. & Mary C.  | 53-09-13-104-030.000-015 |        | 1B              | N  | \$ -                    | \$ -                    | \$ -                           | \$ -                       | \$ -                     | \$ -                     | \$ -                            | \$ -                        | \$ -                                 |
| Hannon, Scott A & Larissa E   | 53-09-13-400-090.000-015 |        | 1B              | N  | \$ -                    | \$ -                    | \$ -                           | \$ -                       | \$ -                     | \$ -                     | \$ -                            | \$ -                        | \$ -                                 |
| Johnston, D. Bruce & Jyme L.  | 53-09-13-400-039.000-015 |        | 1B              | N  | \$ -                    | \$ -                    | \$ -                           | \$ -                       | \$ -                     | \$ -                     | \$ -                            | \$ -                        | \$ -                                 |
| Johnston, D. Bruce & Jyme L.  | 53-09-13-400-074.000-015 |        | 1B              | N  | \$ -                    | \$ -                    | \$ -                           | \$ -                       | \$ -                     | \$ -                     | \$ -                            | \$ -                        | \$ -                                 |
| Weisman, Jon  | 53-09-12-400-008.005-015 |        | 1B              | N  | \$ -                    | \$ -                    | \$ -                           | \$ -                       | \$ -                     | \$ -                     | \$ -                            | \$ -                        | \$ -                                 |
| Armes, Susan L & Stand, James L   | 53-09-12-400-010.006-015 |        | 1B              | N  | \$ -                    | \$ -                    | \$ -                           | \$ -                       | \$ -                     | \$ -                     | \$ -                            | \$ -                        | \$ -                                 |
| Eads, Forrest W. & Betty J. Trust   | 53-09-12-400-009.007-015 |        | 1B              | N  | \$ -                    | \$ -                    | \$ -                           | \$ -                       | \$ -                     | \$ -                     | \$ -                            | \$ -                        | \$ -                                 |
| Sparks, Cletis Russell & Lois Jane Trust  | 53-09-12-400-012.008-015 |        | 1B              | N  | \$ -                    | \$ -                    | \$ -                           | \$ -                       | \$ -                     | \$ -                     | \$ -                            | \$ -                        | \$ -                                 |
| Bryniarski, Joseph & Jill D   | 53-09-12-400-004.009-015 |        | 1B              | N  | \$ -                    | \$ -                    | \$ -                           | \$ -                       | \$ -                     | \$ -                     | \$ -                            | \$ -                        | \$ -                                 |
| Vernon, Norma Joan; Wiesler, Sandra Jean Unversaw; Unversaw, Ralph Allen & Brown, | 53-09-12-400-001.010-015 |        | 1B              | N  | \$ -                    | \$ -                    | \$ -                           | \$ -                       | \$ -                     | \$ -                     | \$ -                            | \$ -                        | \$ -                                 |
| Boling, Zachary S & Anna J  | 53-09-12-400-005.011-015 |        | 1B              | N  | \$ -                    | \$ -                    | \$ -                           | \$ -                       | \$ -                     | \$ -                     | \$ -                            | \$ -                        | \$ -                                 |
| Taylor, Pilar   | 53-09-12-400-002.012-015 |        | 1B              | N  | \$ -                    | \$ -                    | \$ -                           | \$ -                       | \$ -                     | \$ -                     | \$ -                            | \$ -                        | \$ -                                 |
| Bates, Kimberly A   | 53-09-12-400-006.013-015 |        | 1B              | N  | \$ -                    | \$ -                    | \$ -                           | \$ -                       | \$ -                     | \$ -                     | \$ -                            | \$ -                        | \$ -                                 |
| Trace, Michael E & Jana B   | 53-09-12-400-003.014-015 |        | 1B              | N  | \$ -                    | \$ -                    | \$ -                           | \$ -                       | \$ -                     | \$ -                     | \$ -                            | \$ -                        | \$ -                                 |
| State of Indiana  | 53-09-12-400-007.015-015 |        | 1B              | N  | \$ -                    | \$ -                    | \$ -                           | \$ -                       | \$ -                     | \$ -                     | \$ -                            | \$ -                        | \$ -                                 |
| Barshney, Rose M  | 53-09-13-400-069.000-015 | 1696   | 1B              | N  | \$ -                    | \$ -                    | \$ -                           | \$ -                       | \$ -                     | \$ -                     | \$ 189.74                       | \$ 189.74                   | \$ 189.74                            |
| Porter, Donald G & Bonita A   | 53-09-12-402-022.000-015 |        | 1B              | N  | \$ -                    | \$ -                    | \$ -                           | \$ -                       | \$ -                     | \$ -                     | \$ -                            | \$ -                        | \$ -                                 |
| Taylor, Richard K. & Joyce A.   | 53-09-13-400-025.000-015 |        | 1B              | N  | \$ -                    | \$ -                    | \$ -                           | \$ -                       | \$ -                     | \$ -                     | \$ -                            | \$ -                        | \$ -                                 |
| Sherrard, Linda   | 53-09-12-402-047.000-015 |        | 1B              | N  | \$ -                    | \$ -                    | \$ -                           | \$ -                       | \$ -                     | \$ -                     | \$ -                            | \$ -                        | \$ -                                 |
| Platinum Development LLC  | 53-09-13-102-015.000-015 |        | 1B              | N  | \$ -                    | \$ -                    | \$ -                           | \$ -                       | \$ -                     | \$ 302.87                | \$ -                            | \$ 302.87                   | \$ 302.87                            |
| Miller, Nikolaus W  | 53-09-13-103-091.000-015 |        | 1B              | N  | \$ -                    | \$ -                    | \$ -                           | \$ -                       | \$ -                     | \$ -                     | \$ -                            | \$ -                        | \$ -                                 |
| Grafe-wampler, Tami L   | 53-09-13-104-024.000-015 |        | 1B              | N  | \$ -                    | \$ -                    | \$ -                           | \$ -                       | \$ -                     | \$ -                     | \$ -                            | \$ -                        | \$ -                                 |
| Benton, Alix M  | 53-09-13-104-041.000-015 |        | 1B              | N  | \$ -                    | \$ -                    | \$ -                           | \$ -                       | \$ -                     | \$ -                     | \$ -                            | \$ -                        | \$ -                                 |

# City of Bloomington



## Area #1B: South-West Annexation Area - Circuit Breaker Impacts Analysis

| Owner Name                             | Parcel #                 | Waiver | Annexation Area | AG | Pre-Annex 1% CB Credits | Pre-Annex 2% CB Credits | Pre-Annex 65 & Over CB Credits | Pre-Annex Total CB Credits | Post-Annex 1% CB Credits | Post-Annex 2% CB Credits | Post-Annex 65 & Over CB Credits | Post-Annex Total CB Credits | Total Post-Annex CB Credits Increase |
|--|--------------------------|--------|-----------------|----|-------------------------|-------------------------|--------------------------------|----------------------------|--------------------------|--------------------------|---------------------------------|-----------------------------|--------------------------------------|
| Monroe Medical Arts LLC                | 53-09-24-100-007.000-015 | 1531   | 1B              | N  | \$ -                    | \$ -                    | \$ -                           | \$ -                       | \$ -                     | \$ -                     | \$ -                            | \$ -                        | \$ -                                 |
| Williamson, Keith Raymond & Lisa Ann   | 53-09-12-402-011.000-015 | 1103   | 1B              | N  | \$ -                    | \$ -                    | \$ -                           | \$ -                       | \$ -                     | \$ -                     | \$ -                            | \$ -                        | \$ -                                 |
| Solari, Jennifer M                     | 53-09-12-402-020.000-015 | 1143   | 1B              | N  | \$ -                    | \$ -                    | \$ -                           | \$ -                       | \$ 104.52                | \$ -                     | \$ -                            | \$ 104.52                   | \$ 104.52                            |
| Greathouse, Daniel C & Wanda L         | 53-09-13-103-044.000-015 |        | 1B              | N  | \$ -                    | \$ -                    | \$ -                           | \$ -                       | \$ -                     | \$ -                     | \$ -                            | \$ -                        | \$ -                                 |
| Huber, Kristi Lynn & Huber, Janet S    | 53-09-13-103-059.000-015 |        | 1B              | N  | \$ -                    | \$ -                    | \$ -                           | \$ -                       | \$ -                     | \$ -                     | \$ -                            | \$ -                        | \$ -                                 |
| Langley, Dean C & Mary A               | 53-09-13-400-065.000-015 |        | 1B              | N  | \$ -                    | \$ -                    | \$ -                           | \$ -                       | \$ -                     | \$ -                     | \$ -                            | \$ -                        | \$ -                                 |
| Langley, Dean C & Mary A               | 53-09-13-400-067.000-015 |        | 1B              | N  | \$ -                    | \$ -                    | \$ -                           | \$ -                       | \$ -                     | \$ -                     | \$ -                            | \$ -                        | \$ -                                 |
| Richards, Joe R                        | 53-09-12-400-049.000-015 |        | 1B              | N  | \$ -                    | \$ -                    | \$ -                           | \$ -                       | \$ -                     | \$ -                     | \$ -                            | \$ -                        | \$ -                                 |
| McCammon, Nicholas & Susan             | 53-09-12-402-006.000-015 |        | 1B              | N  | \$ -                    | \$ -                    | \$ -                           | \$ -                       | \$ 91.79                 | \$ -                     | \$ -                            | \$ 91.79                    | \$ 91.79                             |
| May, Shirley I                         | 53-09-13-104-025.000-015 |        | 1B              | N  | \$ -                    | \$ -                    | \$ 225.00                      | \$ 225.00                  | \$ -                     | \$ -                     | \$ 564.49                       | \$ 564.49                   | \$ 339.49                            |
| White, Bruce A                         | 53-09-12-400-048.000-015 |        | 1B              | N  | \$ -                    | \$ -                    | \$ -                           | \$ -                       | \$ -                     | \$ -                     | \$ -                            | \$ -                        | \$ -                                 |
| Snow, Brian M & Nicole R               | 53-09-13-103-073.000-015 |        | 1B              | N  | \$ -                    | \$ -                    | \$ -                           | \$ -                       | \$ -                     | \$ -                     | \$ -                            | \$ -                        | \$ -                                 |
| Pate, Rebecca Jane; Brown, Mnnie M L/E | 53-09-12-400-027.000-015 |        | 1B              | N  | \$ -                    | \$ -                    | \$ 343.00                      | \$ 343.00                  | \$ -                     | \$ -                     | \$ 670.50                       | \$ 670.50                   | \$ 327.50                            |
| Hite, William C                        | 53-09-13-103-032.000-015 |        | 1B              | N  | \$ -                    | \$ -                    | \$ 311.00                      | \$ 311.00                  | \$ -                     | \$ -                     | \$ 682.33                       | \$ 682.33                   | \$ 371.33                            |
| Sutherland, Janet R                    | 53-09-13-101-035.000-015 |        | 1B              | N  | \$ -                    | \$ -                    | \$ -                           | \$ -                       | \$ -                     | \$ -                     | \$ -                            | \$ -                        | \$ -                                 |
| Makurat, Steven R & Alma J             | 53-09-13-103-093.000-015 |        | 1B              | N  | \$ -                    | \$ -                    | \$ -                           | \$ -                       | \$ -                     | \$ 383.72                | \$ -                            | \$ 383.72                   | \$ 383.72                            |
| Trent, Thomas A                        | 53-09-13-104-035.000-015 |        | 1B              | N  | \$ -                    | \$ -                    | \$ -                           | \$ -                       | \$ -                     | \$ -                     | \$ -                            | \$ -                        | \$ -                                 |
| Decker, Jane L                         | 53-09-13-107-045.000-015 |        | 1B              | N  | \$ -                    | \$ -                    | \$ -                           | \$ -                       | \$ -                     | \$ -                     | \$ -                            | \$ -                        | \$ -                                 |
| Miller, Bradley C                      | 53-09-13-103-056.000-015 |        | 1B              | N  | \$ -                    | \$ -                    | \$ -                           | \$ -                       | \$ -                     | \$ -                     | \$ -                            | \$ -                        | \$ -                                 |
| Dishman, Patricia A                    | 53-09-13-400-017.000-015 |        | 1B              | N  | \$ -                    | \$ -                    | \$ -                           | \$ -                       | \$ -                     | \$ -                     | \$ -                            | \$ -                        | \$ -                                 |
| Bowen, James P & Sandra K              | 53-09-12-401-003.000-015 |        | 1B              | N  | \$ -                    | \$ -                    | \$ -                           | \$ -                       | \$ -                     | \$ -                     | \$ -                            | \$ -                        | \$ -                                 |
| State Of Indiana                       | 53-09-12-401-006.000-015 |        | 1B              | N  | \$ -                    | \$ -                    | \$ -                           | \$ -                       | \$ -                     | \$ -                     | \$ -                            | \$ -                        | \$ -                                 |
| Carmichael, Richard & Sharon K         | 53-09-13-103-062.000-015 |        | 1B              | N  | \$ -                    | \$ -                    | \$ -                           | \$ -                       | \$ -                     | \$ -                     | \$ -                            | \$ -                        | \$ -                                 |
| Cook, James E. & Virginia P.           | 53-09-13-400-021.000-015 |        | 1B              | N  | \$ -                    | \$ -                    | \$ -                           | \$ -                       | \$ -                     | \$ -                     | \$ -                            | \$ -                        | \$ -                                 |
| Cripe, Scott C & Barbara Suzanne       | 53-09-12-400-008.000-015 |        | 1B              | N  | \$ -                    | \$ -                    | \$ -                           | \$ -                       | \$ -                     | \$ -                     | \$ -                            | \$ -                        | \$ -                                 |
| Carney, William L & William N          | 53-09-13-103-035.000-015 |        | 1B              | N  | \$ -                    | \$ -                    | \$ -                           | \$ -                       | \$ -                     | \$ -                     | \$ -                            | \$ -                        | \$ -                                 |
| Mulryan, William F. & Mary F.          | 53-09-13-104-006.000-015 |        | 1B              | N  | \$ -                    | \$ -                    | \$ -                           | \$ -                       | \$ -                     | \$ -                     | \$ -                            | \$ -                        | \$ -                                 |
| Fish, Rodger, Griffin, Rodgeann        | 53-09-13-102-023.000-015 |        | 1B              | N  | \$ -                    | \$ -                    | \$ -                           | \$ -                       | \$ -                     | \$ -                     | \$ -                            | \$ -                        | \$ -                                 |
| Bell, Jason                            | 53-09-13-102-008.000-015 | 1037   | 1B              | N  | \$ -                    | \$ -                    | \$ -                           | \$ -                       | \$ -                     | \$ -                     | \$ -                            | \$ -                        | \$ -                                 |
| Kelley, James C & Judith A             | 53-09-13-102-009.000-015 | 1141   | 1B              | N  | \$ -                    | \$ -                    | \$ -                           | \$ -                       | \$ -                     | \$ -                     | \$ -                            | \$ -                        | \$ -                                 |
| RSSJ Rentals LLC                       | 53-09-13-102-021.000-015 | 1137   | 1B              | N  | \$ -                    | \$ -                    | \$ -                           | \$ -                       | \$ -                     | \$ 362.45                | \$ -                            | \$ 362.45                   | \$ 362.45                            |
| Reese, Christopher D                   | 53-09-13-102-012.000-015 | 1140   | 1B              | N  | \$ -                    | \$ -                    | \$ -                           | \$ -                       | \$ -                     | \$ -                     | \$ -                            | \$ -                        | \$ -                                 |
| Rudkin, Jeffrey Scott                  | 53-09-13-102-027.000-015 | 1142   | 1B              | N  | \$ -                    | \$ -                    | \$ -                           | \$ -                       | \$ -                     | \$ -                     | \$ -                            | \$ -                        | \$ -                                 |
| Pfeiffer, Stanley D II & Sharisa L     | 53-09-13-102-025.000-015 |        | 1B              | N  | \$ -                    | \$ -                    | \$ -                           | \$ -                       | \$ 160.67                | \$ -                     | \$ -                            | \$ 160.67                   | \$ 160.67                            |
| Sanjurjo, Rebeca L                     | 53-09-13-102-006.000-015 |        | 1B              | N  | \$ -                    | \$ -                    | \$ -                           | \$ -                       | \$ -                     | \$ -                     | \$ -                            | \$ -                        | \$ -                                 |
| Hill, Charles D. & Frances M.          | 53-09-13-102-001.000-015 | 1061   | 1B              | N  | \$ -                    | \$ -                    | \$ -                           | \$ -                       | \$ -                     | \$ -                     | \$ -                            | \$ -                        | \$ -                                 |
| Turientine, Phillip                    | 53-09-13-102-029.000-015 |        | 1B              | N  | \$ -                    | \$ -                    | \$ -                           | \$ -                       | \$ -                     | \$ -                     | \$ -                            | \$ -                        | \$ -                                 |
| Grannan, James A & Tabor, Keri A       | 53-09-13-102-034.000-015 |        | 1B              | N  | \$ -                    | \$ -                    | \$ -                           | \$ -                       | \$ 8.87                  | \$ -                     | \$ -                            | \$ 8.87                     | \$ 8.87                              |
| Tungate, Ricky L & Hwa Son             | 53-09-13-102-035.000-015 | 1649   | 1B              | N  | \$ -                    | \$ -                    | \$ -                           | \$ -                       | \$ -                     | \$ -                     | \$ -                            | \$ -                        | \$ -                                 |
| Chandler, Tracy Lynn                   | 53-09-13-102-013.000-015 | 1043   | 1B              | N  | \$ -                    | \$ -                    | \$ -                           | \$ -                       | \$ -                     | \$ -                     | \$ -                            | \$ -                        | \$ -                                 |
| Kirtland, John William & Sharon V.     | 53-09-13-102-005.000-015 | 1035   | 1B              | N  | \$ -                    | \$ -                    | \$ -                           | \$ -                       | \$ -                     | \$ 310.38                | \$ -                            | \$ 310.38                   | \$ 310.38                            |
| Trinkle, Kyle M                        | 53-09-13-107-030.000-015 |        | 1B              | N  | \$ -                    | \$ -                    | \$ -                           | \$ -                       | \$ -                     | \$ -                     | \$ -                            | \$ -                        | \$ -                                 |
| Gilliam, Billy J Jr                    | 53-09-13-107-012.000-015 |        | 1B              | N  | \$ -                    | \$ -                    | \$ -                           | \$ -                       | \$ -                     | \$ -                     | \$ -                            | \$ -                        | \$ -                                 |
| State of Indiana                       | 53-09-12-400-058.000-015 | 2102   | 1B              | N  | \$ -                    | \$ -                    | \$ -                           | \$ -                       | \$ -                     | \$ -                     | \$ -                            | \$ -                        | \$ -                                 |
| Huang, Matthew Kung-Tu & Jessica Marie | 53-09-12-400-007.000-015 | 2365   | 1B              | N  | \$ -                    | \$ -                    | \$ -                           | \$ -                       | \$ 118.12                | \$ -                     | \$ -                            | \$ 118.12                   | \$ 118.12                            |
| Harding, Alissa D                      | 53-09-12-400-022.000-015 | 2366   | 1B              | N  | \$ -                    | \$ -                    | \$ -                           | \$ -                       | \$ 21.61                 | \$ -                     | \$ -                            | \$ 21.61                    | \$ 21.61                             |
| Lean On Me Properties, LLC             | 53-09-12-400-050.000-015 | 2165   | 1B              | N  | \$ -                    | \$ -                    | \$ -                           | \$ -                       | \$ 184.38                | \$ -                     | \$ -                            | \$ 184.38                   | \$ 184.38                            |

# City of Bloomington

## Area #1B: South-West Annexation Area - Circuit Breaker Impacts Analysis



| Owner Name  | Parcel #                 | Waiver | Annexation Area | AG | Pre-Annex 1% CB Credits | Pre-Annex 2% CB Credits | Pre-Annex 65 & Over CB Credits | Pre-Annex Total CB Credits | Post-Annex 1% CB Credits | Post-Annex 2% CB Credits | Post-Annex 65 & Over CB Credits | Post-Annex Total CB Credits | Total Post-Annex CB Credits Increase |
|---|--------------------------|--------|-----------------|----|-------------------------|-------------------------|--------------------------------|----------------------------|--------------------------|--------------------------|---------------------------------|-----------------------------|--------------------------------------|
| Kuznetsov, Josh & Lyudmila                            | 53-09-12-400-039.000-015 |        | 1B              | N  | \$ -                    | \$ -                    | \$ -                           | \$ -                       | \$ 163.75                | \$ -                     | \$ -                            | \$ 163.75                   | \$ 163.75                            |
| Smith, Isaac Michael                                  | 53-09-12-400-061.000-015 |        | 1B              | N  | \$ -                    | \$ -                    | \$ -                           | \$ -                       | \$ 61.52                 | \$ -                     | \$ -                            | \$ 61.52                    | \$ 61.52                             |
| Thomas, Therron                                       | 53-09-12-400-011.000-015 | 1975   | 1B              | N  | \$ -                    | \$ -                    | \$ -                           | \$ -                       | \$ -                     | \$ -                     | \$ -                            | \$ -                        | \$ -                                 |
| Sanders, Mitchell H                                   | 53-09-12-400-009.000-015 |        | 1B              | N  | \$ -                    | \$ -                    | \$ -                           | \$ -                       | \$ -                     | \$ -                     | \$ -                            | \$ -                        | \$ -                                 |
| Hildreth, David Clay                                  | 53-09-12-400-010.000-015 |        | 1B              | N  | \$ -                    | \$ -                    | \$ -                           | \$ -                       | \$ -                     | \$ -                     | \$ -                            | \$ -                        | \$ -                                 |
| Griffin, David Brian Jr & Amber M                     | 53-09-12-400-023.000-015 | 1759   | 1B              | N  | \$ -                    | \$ -                    | \$ -                           | \$ -                       | \$ -                     | \$ -                     | \$ -                            | \$ -                        | \$ -                                 |
| McGee, Russell J; Solt, Emily Joanne                  | 53-09-13-105-032.000-015 |        | 1B              | N  | \$ -                    | \$ -                    | \$ -                           | \$ -                       | \$ -                     | \$ -                     | \$ -                            | \$ -                        | \$ -                                 |
| Trace, Michael E & Jana B                             | 53-09-12-402-043.000-015 |        | 1B              | N  | \$ -                    | \$ -                    | \$ -                           | \$ -                       | \$ -                     | \$ -                     | \$ -                            | \$ -                        | \$ -                                 |
| Tarbah, Martha W                                      | 53-09-12-400-012.000-015 | 1760   | 1B              | N  | \$ -                    | \$ -                    | \$ -                           | \$ -                       | \$ -                     | \$ -                     | \$ -                            | \$ -                        | \$ -                                 |
| Meadows, Stacy L                                      | 53-09-12-400-024.000-015 | 1734   | 1B              | N  | \$ -                    | \$ -                    | \$ -                           | \$ -                       | \$ -                     | \$ -                     | \$ -                            | \$ -                        | \$ -                                 |
| Dunn, Michael W & Alyssa A                            | 53-09-12-400-040.000-015 | 1728   | 1B              | N  | \$ -                    | \$ -                    | \$ -                           | \$ -                       | \$ -                     | \$ -                     | \$ -                            | \$ -                        | \$ -                                 |
| Marler, Kwang H                                       | 53-09-12-400-051.000-015 | 1882   | 1B              | N  | \$ -                    | \$ -                    | \$ -                           | \$ -                       | \$ -                     | \$ -                     | \$ -                            | \$ -                        | \$ -                                 |
| Hall, Larry Joe & Rebecca Ethel                       | 53-09-12-400-019.000-015 |        | 1B              | N  | \$ -                    | \$ -                    | \$ -                           | \$ -                       | \$ -                     | \$ -                     | \$ -                            | \$ -                        | \$ -                                 |
| Fields, Clinton T & Susan R                           | 53-09-13-400-026.000-015 |        | 1B              | N  | \$ -                    | \$ -                    | \$ -                           | \$ -                       | \$ -                     | \$ -                     | \$ -                            | \$ -                        | \$ -                                 |
| Voorhies, Derek P                                     | 53-09-13-103-048.000-015 |        | 1B              | N  | \$ -                    | \$ -                    | \$ -                           | \$ -                       | \$ -                     | \$ -                     | \$ -                            | \$ -                        | \$ -                                 |
| Prince, Anthony J                                     | 53-09-13-103-049.000-015 |        | 1B              | N  | \$ -                    | \$ -                    | \$ -                           | \$ -                       | \$ -                     | \$ -                     | \$ -                            | \$ -                        | \$ -                                 |
| Walmart Real Estate Business Trust Prop Tax Dept 8013 | 53-09-12-400-080.000-015 | 2204   | 1B              | N  | \$ -                    | \$ -                    | \$ -                           | \$ -                       | \$ -                     | \$ -                     | \$ -                            | \$ -                        | \$ -                                 |
| Murphy Oil USA Inc                                    | 53-09-12-400-080.001-015 |        | 1B              | N  | \$ -                    | \$ -                    | \$ -                           | \$ -                       | \$ -                     | \$ -                     | \$ -                            | \$ -                        | \$ -                                 |
| State Of Indiana                                      | 53-09-12-402-050.000-015 |        | 1B              | N  | \$ -                    | \$ -                    | \$ -                           | \$ -                       | \$ -                     | \$ -                     | \$ -                            | \$ -                        | \$ -                                 |
| State Of Indiana                                      | 53-09-13-101-006.000-015 |        | 1B              | N  | \$ -                    | \$ -                    | \$ -                           | \$ -                       | \$ -                     | \$ -                     | \$ -                            | \$ -                        | \$ -                                 |
| State Of Indiana                                      | 53-09-13-101-022.000-015 |        | 1B              | N  | \$ -                    | \$ -                    | \$ -                           | \$ -                       | \$ -                     | \$ -                     | \$ -                            | \$ -                        | \$ -                                 |
| State Of Indiana                                      | 53-09-12-400-062.000-015 |        | 1B              | N  | \$ -                    | \$ -                    | \$ -                           | \$ -                       | \$ -                     | \$ -                     | \$ -                            | \$ -                        | \$ -                                 |
| Lavender, Billy Joe & Diana Sue                       | 53-09-13-104-002.000-015 |        | 1B              | N  | \$ -                    | \$ -                    | \$ -                           | \$ -                       | \$ -                     | \$ -                     | \$ -                            | \$ -                        | \$ -                                 |
| Southern, William L & Lisa A                          | 53-09-13-400-002.000-015 |        | 1B              | N  | \$ -                    | \$ -                    | \$ -                           | \$ -                       | \$ -                     | \$ -                     | \$ -                            | \$ -                        | \$ -                                 |
| Milbourn, Barry E                                     | 53-09-12-401-002.000-015 |        | 1B              | N  | \$ -                    | \$ -                    | \$ -                           | \$ -                       | \$ -                     | \$ -                     | \$ -                            | \$ -                        | \$ -                                 |
| Croy, Roger Lee & Lois A.                             | 53-09-13-104-012.000-015 |        | 1B              | N  | \$ -                    | \$ -                    | \$ -                           | \$ -                       | \$ -                     | \$ -                     | \$ -                            | \$ -                        | \$ -                                 |
| Shipley, Kip D & Lindsay J                            | 53-09-12-402-025.000-015 |        | 1B              | N  | \$ -                    | \$ -                    | \$ -                           | \$ -                       | \$ -                     | \$ -                     | \$ -                            | \$ -                        | \$ -                                 |
| Doub, William E. & Marilyn Sue                        | 53-09-13-103-057.000-015 |        | 1B              | N  | \$ -                    | \$ -                    | \$ 405.00                      | \$ 405.00                  | \$ -                     | \$ -                     | \$ 797.04                       | \$ 797.04                   | \$ 392.04                            |
| Cashman, Geoffrey A & Katherine C                     | 53-09-13-104-016.000-015 |        | 1B              | N  | \$ -                    | \$ -                    | \$ -                           | \$ -                       | \$ -                     | \$ -                     | \$ -                            | \$ -                        | \$ -                                 |
| Cuttill, William Joseph Revocable Trust               | 53-09-13-103-079.000-015 |        | 1B              | N  | \$ -                    | \$ -                    | \$ -                           | \$ -                       | \$ 61.95                 | \$ -                     | \$ -                            | \$ 61.95                    | \$ 61.95                             |
| Weisman, Jon  | 53-09-12-401-014.000-015 |        | 1B              | N  | \$ -                    | \$ -                    | \$ -                           | \$ -                       | \$ -                     | \$ 255.32                | \$ -                            | \$ 255.32                   | \$ 255.32                            |
| Brawthen, Daryl R & Janet L                           | 53-09-13-103-045.000-015 |        | 1B              | N  | \$ -                    | \$ -                    | \$ -                           | \$ -                       | \$ -                     | \$ -                     | \$ -                            | \$ -                        | \$ -                                 |
| Hanratty, William P & Pamela L                        | 53-09-13-101-059.000-015 |        | 1B              | N  | \$ -                    | \$ -                    | \$ -                           | \$ -                       | \$ -                     | \$ -                     | \$ -                            | \$ -                        | \$ -                                 |
| Scank, Florence T                                     | 53-09-13-103-016.000-015 |        | 1B              | N  | \$ -                    | \$ -                    | \$ 418.00                      | \$ 418.00                  | \$ -                     | \$ -                     | \$ 1,002.91                     | \$ 1,002.91                 | \$ 584.91                            |
| Coffey, Joshua Daniel & Lori Beth                     | 53-09-12-402-046.000-015 |        | 1B              | N  | \$ -                    | \$ -                    | \$ -                           | \$ -                       | \$ -                     | \$ -                     | \$ -                            | \$ -                        | \$ -                                 |
| Bryniarski, Joseph & Jill D                           | 53-09-12-402-034.000-015 |        | 1B              | N  | \$ -                    | \$ -                    | \$ -                           | \$ -                       | \$ 125.13                | \$ -                     | \$ -                            | \$ 125.13                   | \$ 125.13                            |
| Hill, Christopher Lewis                               | 53-09-13-105-017.000-015 | 1652   | 1B              | N  | \$ -                    | \$ -                    | \$ -                           | \$ -                       | \$ -                     | \$ -                     | \$ -                            | \$ -                        | \$ -                                 |
| Conner, Tim & Dana King                               | 53-09-13-105-028.000-015 |        | 1B              | N  | \$ -                    | \$ -                    | \$ -                           | \$ -                       | \$ -                     | \$ 373.21                | \$ -                            | \$ 373.21                   | \$ 373.21                            |
| Workman, Glen E                                       | 53-09-13-105-013.000-015 |        | 1B              | N  | \$ -                    | \$ -                    | \$ -                           | \$ -                       | \$ -                     | \$ -                     | \$ -                            | \$ -                        | \$ -                                 |
| Carter, Jeffrey H. & Anita M.                         | 53-09-13-105-008.000-015 | 1095   | 1B              | N  | \$ -                    | \$ -                    | \$ -                           | \$ -                       | \$ -                     | \$ -                     | \$ -                            | \$ -                        | \$ -                                 |
| Albertson, Johnny D Jr & Angela M                     | 53-09-13-105-021.000-015 |        | 1B              | N  | \$ -                    | \$ -                    | \$ -                           | \$ -                       | \$ -                     | \$ 302.12                | \$ -                            | \$ 302.12                   | \$ 302.12                            |
| Treadway, Venetta Lyvon                               | 53-09-13-105-025.000-015 |        | 1B              | N  | \$ -                    | \$ -                    | \$ 298.00                      | \$ 298.00                  | \$ -                     | \$ -                     | \$ 653.75                       | \$ 653.75                   | \$ 355.75                            |
| Kortus, Joseph Ardwin & Renee P                       | 53-09-13-107-044.000-015 |        | 1B              | N  | \$ -                    | \$ -                    | \$ 529.00                      | \$ 529.00                  | \$ -                     | \$ -                     | \$ -                            | \$ -                        | \$ (529.00)                          |
| Thornberry, Lori B Trust                              | 53-09-13-107-035.000-015 | 1167   | 1B              | N  | \$ -                    | \$ -                    | \$ -                           | \$ -                       | \$ -                     | \$ 401.25                | \$ -                            | \$ 401.25                   | \$ 401.25                            |
| McClung, Brian M & Stephanie C                        | 53-09-13-107-020.000-015 | 1036   | 1B              | N  | \$ -                    | \$ -                    | \$ -                           | \$ -                       | \$ -                     | \$ -                     | \$ -                            | \$ -                        | \$ -                                 |
| Ems-McClung   | 53-09-13-107-038.000-015 | 1056   | 1B              | N  | \$ -                    | \$ -                    | \$ -                           | \$ -                       | \$ -                     | \$ -                     | \$ -                            | \$ -                        | \$ -                                 |
| Ice, Terry L.   | 53-09-13-107-038.000-015 |        | 1B              | N  | \$ -                    | \$ -                    | \$ -                           | \$ -                       | \$ -                     | \$ -                     | \$ -                            | \$ -                        | \$ -                                 |

# City of Bloomington

## Area #1B: South-West Annexation Area - Circuit Breaker Impacts Analysis



| Owner Name  | Parcel #                 | Waiver | Annexation Area | AG | Pre-Annex 1% CB Credits | Pre-Annex 2% CB Credits | Pre-Annex 65 & Over CB Credits | Pre-Annex Total CB Credits | Post-Annex 1% CB Credits | Post-Annex 2% CB Credits | Post-Annex 65 & Over CB Credits | Post-Annex Total CB Credits | Total Post-Annex CB Credits Increase |
|---|--------------------------|--------|-----------------|----|-------------------------|-------------------------|--------------------------------|----------------------------|--------------------------|--------------------------|---------------------------------|-----------------------------|--------------------------------------|
| Homhual, Tanintorn & Kitt   | 53-09-13-107-054.000-015 | 1098   | 1B              | N  | \$ -                    | \$ -                    | \$ -                           | \$ -                       | \$ -                     | \$ -                     | \$ -                            | \$ -                        | \$ -                                 |
| Johns, Matthew C  | 53-09-13-107-024.000-015 | 1199   | 1B              | N  | \$ -                    | \$ -                    | \$ -                           | \$ -                       | \$ -                     | \$ -                     | \$ -                            | \$ -                        | \$ -                                 |
| McCracken, Linda O  | 53-09-13-107-025.000-015 |        | 1B              | N  | \$ -                    | \$ -                    | \$ -                           | \$ -                       | \$ -                     | \$ 341.92                | \$ -                            | \$ 341.92                   | \$ 341.92                            |
| Taskey, Andrew; Forney, Caelan P  | 53-09-13-107-010.000-015 | 1788   | 1B              | N  | \$ -                    | \$ -                    | \$ -                           | \$ -                       | \$ -                     | \$ -                     | \$ -                            | \$ -                        | \$ -                                 |
| Stewart, Robert A   | 53-09-13-107-003.000-015 |        | 1B              | N  | \$ -                    | \$ -                    | \$ -                           | \$ -                       | \$ -                     | \$ -                     | \$ -                            | \$ -                        | \$ -                                 |
| Ek, James A Jr & Patricia G   | 53-09-13-107-019.000-015 |        | 1B              | N  | \$ -                    | \$ -                    | \$ -                           | \$ -                       | \$ -                     | \$ -                     | \$ -                            | \$ -                        | \$ -                                 |
| Crabtree, Paul & McCullough, McKenzi  | 53-09-13-105-022.000-015 | 1018   | 1B              | N  | \$ -                    | \$ -                    | \$ -                           | \$ -                       | \$ -                     | \$ -                     | \$ -                            | \$ -                        | \$ -                                 |
| Pettler, Zoe C; Khurana, Shaun V  | 53-09-13-103-013.000-015 |        | 1B              | N  | \$ -                    | \$ -                    | \$ -                           | \$ -                       | \$ -                     | \$ -                     | \$ -                            | \$ -                        | \$ -                                 |
| Williams, Richard E & Linda & Williams, April R                                 | 53-09-13-101-010.000-015 |        | 1B              | N  | \$ -                    | \$ -                    | \$ -                           | \$ -                       | \$ -                     | \$ -                     | \$ -                            | \$ -                        | \$ -                                 |
| Goodwin, Mary Frances   | 53-09-13-107-009.000-015 |        | 1B              | N  | \$ -                    | \$ -                    | \$ 319.00                      | \$ 319.00                  | \$ -                     | \$ -                     | \$ 619.39                       | \$ 619.39                   | \$ 300.39                            |
| O'Dell, Delila J  | 53-09-13-107-037.000-015 |        | 1B              | N  | \$ -                    | \$ -                    | \$ -                           | \$ -                       | \$ -                     | \$ -                     | \$ -                            | \$ -                        | \$ -                                 |
| Grulich, Benjamin M & Kristen N   | 53-09-13-107-022.000-015 |        | 1B              | N  | \$ -                    | \$ -                    | \$ 552.00                      | \$ 552.00                  | \$ -                     | \$ -                     | \$ -                            | \$ -                        | \$ (552.00)                          |
| Smith, William E III  | 53-09-13-107-014.000-015 |        | 1B              | N  | \$ -                    | \$ -                    | \$ -                           | \$ -                       | \$ -                     | \$ -                     | \$ -                            | \$ -                        | \$ -                                 |
| Haium, David L & Cheryl D; Denk, William Thomas Burnham; w/l/e Haium, David L & | 53-09-13-107-017.000-015 | 1201   | 1B              | N  | \$ -                    | \$ -                    | \$ -                           | \$ -                       | \$ -                     | \$ -                     | \$ -                            | \$ -                        | \$ -                                 |
| Myers, Daniel   | 53-09-13-107-031.000-015 |        | 1B              | N  | \$ -                    | \$ -                    | \$ -                           | \$ -                       | \$ -                     | \$ -                     | \$ -                            | \$ -                        | \$ -                                 |
| Hernandez, Laura V  | 53-09-13-107-049.000-015 | 1168   | 1B              | N  | \$ -                    | \$ -                    | \$ -                           | \$ -                       | \$ -                     | \$ -                     | \$ -                            | \$ -                        | \$ -                                 |
| Burcham, Jordan T & Hannah L  | 53-09-13-107-050.000-015 | 1136   | 1B              | N  | \$ -                    | \$ -                    | \$ -                           | \$ -                       | \$ -                     | \$ -                     | \$ -                            | \$ -                        | \$ -                                 |
| Anderson, Greg D & Elaine K   | 53-09-13-107-013.000-015 |        | 1B              | N  | \$ -                    | \$ -                    | \$ -                           | \$ -                       | \$ -                     | \$ -                     | \$ -                            | \$ -                        | \$ -                                 |
| Sparks, Patrick W & Janice M  | 53-09-13-107-008.000-015 | 1753   | 1B              | N  | \$ -                    | \$ -                    | \$ 263.00                      | \$ 263.00                  | \$ -                     | \$ -                     | \$ -                            | \$ -                        | \$ (263.00)                          |
| Gray, Rhonda S & George P   | 53-09-13-107-023.000-015 |        | 1B              | N  | \$ -                    | \$ -                    | \$ -                           | \$ -                       | \$ -                     | \$ -                     | \$ -                            | \$ -                        | \$ -                                 |
| Pierce, Karen J   | 53-09-13-107-047.000-015 |        | 1B              | N  | \$ -                    | \$ -                    | \$ -                           | \$ -                       | \$ -                     | \$ -                     | \$ -                            | \$ -                        | \$ -                                 |
| Lane, Roger D & Marilyn K   | 53-09-13-103-078.000-015 |        | 1B              | N  | \$ -                    | \$ -                    | \$ -                           | \$ -                       | \$ -                     | \$ -                     | \$ -                            | \$ -                        | \$ -                                 |
| Rose, Charity F   | 53-09-13-101-037.000-015 |        | 1B              | N  | \$ -                    | \$ -                    | \$ -                           | \$ -                       | \$ -                     | \$ -                     | \$ -                            | \$ -                        | \$ -                                 |
| Emery, Scott W. & Kathy D.  | 53-09-13-107-007.000-015 |        | 1B              | N  | \$ -                    | \$ -                    | \$ -                           | \$ -                       | \$ -                     | \$ -                     | \$ -                            | \$ -                        | \$ -                                 |
| Hackler, Lisa Kay   | 53-09-13-105-034.000-015 |        | 1B              | N  | \$ -                    | \$ -                    | \$ -                           | \$ -                       | \$ -                     | \$ -                     | \$ -                            | \$ -                        | \$ -                                 |
| Aguinaga, Andrew K  | 53-09-13-105-009.000-015 |        | 1B              | N  | \$ -                    | \$ -                    | \$ -                           | \$ -                       | \$ -                     | \$ -                     | \$ -                            | \$ -                        | \$ -                                 |
| Warthan, Joanie   | 53-09-12-402-024.000-015 |        | 1B              | N  | \$ -                    | \$ -                    | \$ 14.00                       | \$ 14.00                   | \$ -                     | \$ -                     | \$ 50.35                        | \$ 50.35                    | \$ 36.35                             |
| Branigin, Sean & Patricia   | 53-09-13-101-032.000-015 |        | 1B              | N  | \$ -                    | \$ -                    | \$ -                           | \$ -                       | \$ -                     | \$ -                     | \$ -                            | \$ -                        | \$ -                                 |
| Morris, Jackie L & Kathy J  | 53-09-13-101-062.000-015 |        | 1B              | N  | \$ -                    | \$ -                    | \$ -                           | \$ -                       | \$ -                     | \$ -                     | \$ -                            | \$ -                        | \$ -                                 |
| Dunbar, Ralph Everett & Debra Ellen   | 53-09-13-102-010.000-015 |        | 1B              | N  | \$ -                    | \$ -                    | \$ -                           | \$ -                       | \$ -                     | \$ -                     | \$ -                            | \$ -                        | \$ -                                 |
| Coats, Amanda   | 53-09-13-105-012.000-015 |        | 1B              | N  | \$ -                    | \$ -                    | \$ -                           | \$ -                       | \$ -                     | \$ -                     | \$ -                            | \$ -                        | \$ -                                 |
| Reilly, Michalene & Hollon, Tracy A   | 53-09-12-402-040.000-015 |        | 1B              | N  | \$ -                    | \$ -                    | \$ -                           | \$ -                       | \$ 23.37                 | \$ -                     | \$ -                            | \$ 23.37                    | \$ 23.37                             |
| Murray, Catherine Lenore  | 53-09-13-103-028.000-015 |        | 1B              | N  | \$ -                    | \$ -                    | \$ -                           | \$ -                       | \$ -                     | \$ -                     | \$ -                            | \$ -                        | \$ -                                 |
| Loewenthal, Serena Y. & U. Tamara   | 53-09-13-103-009.000-015 |        | 1B              | N  | \$ -                    | \$ -                    | \$ -                           | \$ -                       | \$ -                     | \$ -                     | \$ -                            | \$ -                        | \$ -                                 |
| Raper, David W  | 53-09-13-104-008.000-015 |        | 1B              | N  | \$ -                    | \$ -                    | \$ -                           | \$ -                       | \$ -                     | \$ 333.16                | \$ -                            | \$ 333.16                   | \$ 333.16                            |
| Algood, Zechariah J   | 53-09-12-402-030.000-015 | 1166   | 1B              | N  | \$ -                    | \$ -                    | \$ -                           | \$ -                       | \$ -                     | \$ -                     | \$ -                            | \$ -                        | \$ -                                 |
| Temple, Thomas G. & Karen   | 53-09-13-107-052.000-015 |        | 1B              | N  | \$ -                    | \$ -                    | \$ -                           | \$ -                       | \$ -                     | \$ -                     | \$ -                            | \$ -                        | \$ -                                 |
| Wright, Jillian   | 53-09-13-101-017.000-015 |        | 1B              | N  | \$ -                    | \$ -                    | \$ -                           | \$ -                       | \$ -                     | \$ -                     | \$ -                            | \$ -                        | \$ -                                 |
| Banks, Bryan T & Natalie D  | 53-09-12-402-003.000-015 | 2470   | 1B              | N  | \$ -                    | \$ -                    | \$ -                           | \$ -                       | \$ -                     | \$ -                     | \$ -                            | \$ -                        | \$ -                                 |
| White, Eric & Heather   | 53-09-12-402-041.000-015 |        | 1B              | N  | \$ -                    | \$ -                    | \$ -                           | \$ -                       | \$ 201.04                | \$ -                     | \$ -                            | \$ 201.04                   | \$ 201.04                            |
| Maxson, Michael   | 53-09-13-104-036.000-015 |        | 1B              | N  | \$ -                    | \$ -                    | \$ -                           | \$ -                       | \$ -                     | \$ -                     | \$ -                            | \$ -                        | \$ -                                 |
| Mitchell, Vaughn G  | 53-09-13-107-004.000-015 |        | 1B              | N  | \$ -                    | \$ -                    | \$ -                           | \$ -                       | \$ -                     | \$ -                     | \$ -                            | \$ -                        | \$ -                                 |
| Oxley, Francis C. III & Jane  | 53-09-13-107-036.000-015 |        | 1B              | N  | \$ -                    | \$ -                    | \$ -                           | \$ -                       | \$ -                     | \$ -                     | \$ -                            | \$ -                        | \$ -                                 |
| Borecky, Diana  | 53-09-13-107-001.000-015 |        | 1B              | N  | \$ -                    | \$ -                    | \$ -                           | \$ -                       | \$ -                     | \$ -                     | \$ -                            | \$ -                        | \$ -                                 |

# City of Bloomington



## Area #1B: South-West Annexation Area - Circuit Breaker Impacts Analysis

| Owner Name                                | Parcel #                 | Waiver | Annexation Area | AG | Pre-Annex 1% CB Credits | Pre-Annex 2% CB Credits | Pre-Annex 65 & Over CB Credits | Pre-Annex Total CB Credits | Post-Annex 1% CB Credits | Post-Annex 2% CB Credits | Post-Annex 65 & Over CB Credits | Post-Annex Total CB Credits | Total Post-Annex CB Credits Increase |
|---|--------------------------|--------|-----------------|----|-------------------------|-------------------------|--------------------------------|----------------------------|--------------------------|--------------------------|---------------------------------|-----------------------------|--------------------------------------|
| Head-Newsome, Jessica & Head, Christopher | 53-09-13-107-029.000-015 | 1159   | 1B              | N  | \$ -                    | \$ -                    | \$ -                           | \$ -                       | \$ 129.53                | \$ -                     | \$ -                            | \$ 129.53                   | \$ 129.53                            |
| Rea, Dan L & Gail Bridges-Rea Trust       | 53-09-13-107-040.000-015 | 1064   | 1B              | N  | \$ -                    | \$ -                    | \$ -                           | \$ -                       | \$ 315.98                | \$ -                     | \$ -                            | \$ 315.98                   | \$ 315.98                            |
| Underwood, John F & Elaine K              | 53-09-13-107-033.000-015 |        | 1B              | N  | \$ -                    | \$ -                    | \$ 443.00                      | \$ 443.00                  | \$ -                     | \$ -                     | \$ 929.38                       | \$ 929.38                   | \$ 486.38                            |
| Francis, Jason R & Marcie A               | 53-09-13-107-021.000-015 |        | 1B              | N  | \$ -                    | \$ -                    | \$ -                           | \$ -                       | \$ 108.62                | \$ -                     | \$ -                            | \$ 108.62                   | \$ 108.62                            |
| Libby, Seth A; Danilova-Libby, Elizaveta  | 53-09-13-107-011.000-015 |        | 1B              | N  | \$ -                    | \$ -                    | \$ -                           | \$ -                       | \$ -                     | \$ -                     | \$ -                            | \$ -                        | \$ -                                 |
| Sterrett, Joseph N & Sheila R             | 53-09-13-106-034.000-015 |        | 1B              | N  | \$ -                    | \$ -                    | \$ -                           | \$ -                       | \$ -                     | \$ -                     | \$ -                            | \$ -                        | \$ -                                 |
| Helms, Dennis & Sheila A.                 | 53-09-13-106-005.000-015 |        | 1B              | N  | \$ -                    | \$ -                    | \$ -                           | \$ -                       | \$ -                     | \$ -                     | \$ -                            | \$ -                        | \$ -                                 |
| Jacobs, Melanee                           | 53-09-13-106-019.000-015 |        | 1B              | N  | \$ -                    | \$ -                    | \$ -                           | \$ -                       | \$ -                     | \$ -                     | \$ -                            | \$ -                        | \$ -                                 |
| Wilkerson, Adrienne M & Brad              | 53-09-13-106-004.000-015 |        | 1B              | N  | \$ -                    | \$ -                    | \$ -                           | \$ -                       | \$ -                     | \$ -                     | \$ -                            | \$ -                        | \$ -                                 |
| Witthoft, Dylan C & Madison J             | 53-09-13-400-032.000-015 | 1186   | 1B              | N  | \$ -                    | \$ -                    | \$ -                           | \$ -                       | \$ -                     | \$ -                     | \$ -                            | \$ -                        | \$ -                                 |
| Burks, Frederick                          | 53-09-13-406-006.000-015 | 1220   | 1B              | N  | \$ -                    | \$ -                    | \$ -                           | \$ -                       | \$ -                     | \$ 145.56                | \$ -                            | \$ 145.56                   | \$ 145.56                            |
| Southern, Carol S                         | 53-09-13-406-001.000-015 | 1186   | 1B              | N  | \$ -                    | \$ -                    | \$ -                           | \$ -                       | \$ -                     | \$ -                     | \$ -                            | \$ -                        | \$ -                                 |
| Jenkins, Cameron H                        | 53-09-13-406-004.000-015 | 1186   | 1B              | N  | \$ -                    | \$ -                    | \$ -                           | \$ -                       | \$ -                     | \$ -                     | \$ -                            | \$ -                        | \$ -                                 |
| Humphrey, Jeffrey L. & Tina L.            | 53-09-13-406-005.000-015 | 1186   | 1B              | N  | \$ -                    | \$ -                    | \$ -                           | \$ -                       | \$ -                     | \$ 222.91                | \$ -                            | \$ 222.91                   | \$ 222.91                            |
| Waggoner, Kody L                          | 53-09-13-406-002.000-015 | 1186   | 1B              | N  | \$ -                    | \$ -                    | \$ -                           | \$ -                       | \$ -                     | \$ -                     | \$ -                            | \$ -                        | \$ -                                 |
| Kirby, Karen F & Ludwig, Jennifer         | 53-09-13-406-003.000-015 | 1186   | 1B              | N  | \$ -                    | \$ -                    | \$ -                           | \$ -                       | \$ 11.44                 | \$ -                     | \$ -                            | \$ 11.44                    | \$ 11.44                             |
| Groff, George T. & Sharon Sue             | 53-09-13-106-011.000-015 |        | 1B              | N  | \$ -                    | \$ -                    | \$ -                           | \$ -                       | \$ 26.43                 | \$ -                     | \$ -                            | \$ 26.43                    | \$ 26.43                             |
| Brown, Chad Austin Irrevocable Trust      | 53-09-13-106-026.000-015 |        | 1B              | N  | \$ -                    | \$ -                    | \$ -                           | \$ -                       | \$ -                     | \$ 325.65                | \$ -                            | \$ 325.65                   | \$ 325.65                            |
| Hatten, Arcelita R                        | 53-09-13-106-029.000-015 |        | 1B              | N  | \$ -                    | \$ -                    | \$ -                           | \$ -                       | \$ -                     | \$ -                     | \$ -                            | \$ -                        | \$ -                                 |
| Simpson, David & Cynthia                  | 53-09-13-106-030.000-015 |        | 1B              | N  | \$ -                    | \$ -                    | \$ -                           | \$ -                       | \$ -                     | \$ -                     | \$ -                            | \$ -                        | \$ -                                 |
| Cummings, Robert & Sandra                 | 53-09-13-106-040.000-015 |        | 1B              | N  | \$ -                    | \$ -                    | \$ -                           | \$ -                       | \$ -                     | \$ -                     | \$ -                            | \$ -                        | \$ -                                 |
| Zahora, Linda J                           | 53-09-13-106-037.000-015 |        | 1B              | N  | \$ -                    | \$ -                    | \$ -                           | \$ -                       | \$ -                     | \$ -                     | \$ -                            | \$ -                        | \$ -                                 |
| Shride, James E & Amber L                 | 53-09-13-106-041.000-015 | 1653   | 1B              | N  | \$ -                    | \$ -                    | \$ -                           | \$ -                       | \$ -                     | \$ -                     | \$ -                            | \$ -                        | \$ -                                 |
| Eyer, Evan & Emily                        | 53-09-13-106-009.000-015 |        | 1B              | N  | \$ -                    | \$ -                    | \$ -                           | \$ -                       | \$ -                     | \$ -                     | \$ -                            | \$ -                        | \$ -                                 |
| Lennon, Phillip Paul                      | 53-09-13-103-005.000-015 |        | 1B              | N  | \$ -                    | \$ -                    | \$ -                           | \$ -                       | \$ -                     | \$ -                     | \$ -                            | \$ -                        | \$ -                                 |
| Clough, Jon E. & Jayma S.                 | 53-09-13-101-005.000-015 |        | 1B              | N  | \$ -                    | \$ -                    | \$ -                           | \$ -                       | \$ -                     | \$ -                     | \$ -                            | \$ -                        | \$ -                                 |
| McRae, Muri G & Margaret S                | 53-09-13-103-074.000-015 |        | 1B              | N  | \$ -                    | \$ -                    | \$ -                           | \$ -                       | \$ -                     | \$ -                     | \$ -                            | \$ -                        | \$ -                                 |
| Nunez, Adam R                             | 53-09-13-101-004.000-015 |        | 1B              | N  | \$ -                    | \$ -                    | \$ -                           | \$ -                       | \$ -                     | \$ -                     | \$ -                            | \$ -                        | \$ -                                 |
| Eads, Forrest W & Betty J Trust           | 53-09-12-401-010.000-015 |        | 1B              | N  | \$ -                    | \$ -                    | \$ 302.00                      | \$ 302.00                  | \$ -                     | \$ -                     | \$ 869.40                       | \$ 869.40                   | \$ 567.40                            |
| Fish, Joshua A & Chrystal R               | 53-09-13-103-038.000-015 |        | 1B              | N  | \$ -                    | \$ -                    | \$ -                           | \$ -                       | \$ -                     | \$ -                     | \$ -                            | \$ -                        | \$ -                                 |
| Slowik, Gregg A & Brock, Pamela J         | 53-09-13-407-020.000-015 |        | 1B              | N  | \$ -                    | \$ -                    | \$ -                           | \$ -                       | \$ -                     | \$ -                     | \$ -                            | \$ -                        | \$ -                                 |
| Alexander, James W. & Emily R.            | 53-09-13-107-026.000-015 |        | 1B              | N  | \$ -                    | \$ -                    | \$ -                           | \$ -                       | \$ -                     | \$ -                     | \$ -                            | \$ -                        | \$ -                                 |
| Eaton, Stewart A.                         | 53-09-12-401-013.000-015 |        | 1B              | N  | \$ -                    | \$ -                    | \$ -                           | \$ -                       | \$ -                     | \$ -                     | \$ -                            | \$ -                        | \$ -                                 |
| Cheng, Sarah Sui Yuk                      | 53-09-13-101-019.000-015 |        | 1B              | N  | \$ -                    | \$ -                    | \$ -                           | \$ -                       | \$ -                     | \$ -                     | \$ -                            | \$ -                        | \$ -                                 |
| Feitl, Marc                               | 53-09-13-101-043.000-015 |        | 1B              | N  | \$ -                    | \$ -                    | \$ -                           | \$ -                       | \$ -                     | \$ -                     | \$ -                            | \$ -                        | \$ -                                 |
| Talbott, Darlene J Revocable Living Trust | 53-09-13-105-037.000-015 |        | 1B              | N  | \$ -                    | \$ -                    | \$ 142.00                      | \$ 142.00                  | \$ -                     | \$ -                     | \$ 516.83                       | \$ 516.83                   | \$ 374.83                            |
| Thomas, Kenneth Walter & Harriet          | 53-09-13-400-072.000-015 |        | 1B              | N  | \$ -                    | \$ -                    | \$ -                           | \$ -                       | \$ -                     | \$ -                     | \$ -                            | \$ -                        | \$ -                                 |
| Huff, James W                             | 53-09-12-400-004.000-015 | 1112   | 1B              | N  | \$ -                    | \$ -                    | \$ -                           | \$ -                       | \$ -                     | \$ -                     | \$ -                            | \$ -                        | \$ -                                 |
| Colbert, Danna Lynn                       | 53-09-13-104-032.000-015 |        | 1B              | N  | \$ -                    | \$ -                    | \$ -                           | \$ -                       | \$ -                     | \$ -                     | \$ -                            | \$ -                        | \$ -                                 |
| Kelly, Jaema L & Christian S              | 53-09-13-101-063.000-015 |        | 1B              | N  | \$ -                    | \$ -                    | \$ -                           | \$ -                       | \$ -                     | \$ -                     | \$ -                            | \$ -                        | \$ -                                 |
| Shelton, Joseph D & Louise                | 53-09-13-400-047.000-015 |        | 1B              | N  | \$ -                    | \$ -                    | \$ -                           | \$ -                       | \$ -                     | \$ -                     | \$ -                            | \$ -                        | \$ -                                 |
| Stewart, Scott B                          | 53-09-13-106-017.000-015 | 1016   | 1B              | N  | \$ -                    | \$ -                    | \$ -                           | \$ -                       | \$ -                     | \$ 260.82                | \$ -                            | \$ 260.82                   | \$ 260.82                            |
| Jimerson, Lisa J                          | 53-09-13-106-020.000-015 |        | 1B              | N  | \$ -                    | \$ -                    | \$ -                           | \$ -                       | \$ -                     | \$ -                     | \$ -                            | \$ -                        | \$ -                                 |
| Litwin, Max                               | 53-09-13-106-024.000-015 |        | 1B              | N  | \$ -                    | \$ -                    | \$ -                           | \$ -                       | \$ -                     | \$ 369.96                | \$ -                            | \$ 369.96                   | \$ 369.96                            |
| Wadsworth, Bryan J                        | 53-09-13-106-033.000-015 |        | 1B              | N  | \$ -                    | \$ -                    | \$ -                           | \$ -                       | \$ -                     | \$ 389.23                | \$ -                            | \$ 389.23                   | \$ 389.23                            |

# City of Bloomington

## Area #1B: South-West Annexation Area - Circuit Breaker Impacts Analysis



| Owner Name  | Parcel #                 | Waiver | Annexation Area | AG | Pre-Annex 1% CB Credits | Pre-Annex 2% CB Credits | Pre-Annex 65 & Over CB Credits | Pre-Annex Total CB Credits | Post-Annex 1% CB Credits | Post-Annex 2% CB Credits | Post-Annex 65 & Over CB Credits | Post-Annex Total CB Credits | Total Post-Annex CB Credits Increase |
|---|--------------------------|--------|-----------------|----|-------------------------|-------------------------|--------------------------------|----------------------------|--------------------------|--------------------------|---------------------------------|-----------------------------|--------------------------------------|
| Yumul, Jewel R & Chesa S  | 53-09-13-106-007.000-015 |        | 1B              | N  | \$ -                    | \$ -                    | \$ -                           | \$ -                       | \$ -                     | \$ -                     | \$ -                            | \$ -                        | \$ -                                 |
| Jones, Jeffrey S  | 53-09-13-106-035.000-015 |        | 1B              | N  | \$ -                    | \$ -                    | \$ -                           | \$ -                       | \$ -                     | \$ -                     | \$ -                            | \$ -                        | \$ -                                 |
| Babcock, Patricia L   | 53-09-13-106-036.000-015 |        | 1B              | N  | \$ -                    | \$ -                    | \$ -                           | \$ -                       | \$ -                     | \$ -                     | \$ -                            | \$ -                        | \$ -                                 |
| Meadowland Investments LLC  | 53-09-13-106-018.000-015 |        | 1B              | N  | \$ -                    | \$ -                    | \$ -                           | \$ -                       | \$ -                     | \$ 319.39                | \$ -                            | \$ 319.39                   | \$ 319.39                            |
| Bettler, Julia  | 53-09-13-106-025.000-015 |        | 1B              | N  | \$ -                    | \$ -                    | \$ -                           | \$ -                       | \$ -                     | \$ 312.14                | \$ -                            | \$ 312.14                   | \$ 312.14                            |
| Reeves, Mary G  | 53-09-13-106-010.000-015 | 1006   | 1B              | N  | \$ -                    | \$ -                    | \$ -                           | \$ -                       | \$ -                     | \$ -                     | \$ -                            | \$ -                        | \$ -                                 |
| Whitaker, Joseph L & Myrtle M   | 53-09-13-106-008.000-015 |        | 1B              | N  | \$ -                    | \$ -                    | \$ -                           | \$ -                       | \$ -                     | \$ -                     | \$ -                            | \$ -                        | \$ -                                 |
| Walker, James F   | 53-09-13-106-028.000-015 | 1007   | 1B              | N  | \$ -                    | \$ -                    | \$ -                           | \$ -                       | \$ -                     | \$ -                     | \$ -                            | \$ -                        | \$ -                                 |
| Terry, Morgan K   | 53-09-13-106-039.000-015 | 1096   | 1B              | N  | \$ -                    | \$ -                    | \$ -                           | \$ -                       | \$ -                     | \$ -                     | \$ -                            | \$ -                        | \$ -                                 |
| Strole, Justin  | 53-09-13-106-042.000-015 | 1054   | 1B              | N  | \$ -                    | \$ -                    | \$ -                           | \$ -                       | \$ -                     | \$ -                     | \$ -                            | \$ -                        | \$ -                                 |
| Holt, Tyra L.   | 53-09-13-106-023.000-015 | 1053   | 1B              | N  | \$ -                    | \$ -                    | \$ -                           | \$ -                       | \$ -                     | \$ -                     | \$ -                            | \$ -                        | \$ -                                 |
| Mills, Curtis C & Chesley, Nicole   | 53-09-13-106-038.000-015 |        | 1B              | N  | \$ -                    | \$ -                    | \$ -                           | \$ -                       | \$ -                     | \$ -                     | \$ -                            | \$ -                        | \$ -                                 |
| Jenkins, Danielle & Anderson, Phillip   | 53-09-13-106-032.000-015 |        | 1B              | N  | \$ -                    | \$ -                    | \$ -                           | \$ -                       | \$ -                     | \$ -                     | \$ -                            | \$ -                        | \$ -                                 |
| 3541 Stafford Court 47403<br>Revocable Trust Agreement                                | 53-09-13-101-050.000-015 |        | 1B              | N  | \$ -                    | \$ -                    | \$ -                           | \$ -                       | \$ -                     | \$ 320.90                | \$ -                            | \$ 320.90                   | \$ 320.90                            |
| Stonebelt Council For Retarded<br>Citizens, Inc.                                      | 53-09-13-106-015.000-015 |        | 1B              | N  | \$ -                    | \$ -                    | \$ -                           | \$ -                       | \$ -                     | \$ -                     | \$ -                            | \$ -                        | \$ -                                 |
| Nelson, Pamela M & Nelson, Randall<br>W   | 53-09-13-106-003.000-015 |        | 1B              | N  | \$ -                    | \$ -                    | \$ -                           | \$ -                       | \$ -                     | \$ -                     | \$ -                            | \$ -                        | \$ -                                 |
| Hancock, Rebecca L  | 53-09-13-106-016.000-015 |        | 1B              | N  | \$ -                    | \$ -                    | \$ -                           | \$ -                       | \$ -                     | \$ -                     | \$ -                            | \$ -                        | \$ -                                 |
| Ketcham, Daniel W. & Glenda I.  | 53-09-13-106-006.000-015 |        | 1B              | N  | \$ -                    | \$ -                    | \$ -                           | \$ -                       | \$ -                     | \$ -                     | \$ -                            | \$ -                        | \$ -                                 |
| Johnson, Melissa  | 53-09-13-104-027.000-015 |        | 1B              | N  | \$ -                    | \$ -                    | \$ -                           | \$ -                       | \$ -                     | \$ -                     | \$ -                            | \$ -                        | \$ -                                 |
| Jessen, Elma T & Jessen , Timothy D   | 53-09-13-105-002.000-015 |        | 1B              | N  | \$ -                    | \$ -                    | \$ -                           | \$ -                       | \$ -                     | \$ 292.61                | \$ -                            | \$ 292.61                   | \$ 292.61                            |
| Hubbard, Ruby M life estate;<br>Hubbard, Ricky C; Hubbard, Rusty D;<br>Pierce, Bonnie | 53-09-13-103-024.000-015 |        | 1B              | N  | \$ -                    | \$ -                    | \$ 378.00                      | \$ 378.00                  | \$ -                     | \$ -                     | \$ 707.50                       | \$ 707.50                   | \$ 329.50                            |
| Conway, Candice Lynn  | 53-09-13-103-094.000-015 |        | 1B              | N  | \$ -                    | \$ -                    | \$ -                           | \$ -                       | \$ -                     | \$ -                     | \$ -                            | \$ -                        | \$ -                                 |
| Perry, Randall R & Kathy E &<br>Ainsworth, Robert G Jr & Erin D                       | 53-09-12-402-031.000-015 |        | 1B              | N  | \$ -                    | \$ -                    | \$ -                           | \$ -                       | \$ 61.52                 | \$ -                     | \$ -                            | \$ 61.52                    | \$ 61.52                             |
| Smock, Katherine E  | 53-09-13-103-053.000-015 |        | 1B              | N  | \$ -                    | \$ -                    | \$ -                           | \$ -                       | \$ -                     | \$ -                     | \$ -                            | \$ -                        | \$ -                                 |
| Mitchell, Linda C   | 53-09-13-106-031.000-015 |        | 1B              | N  | \$ -                    | \$ -                    | \$ 286.00                      | \$ 286.00                  | \$ -                     | \$ -                     | \$ 599.43                       | \$ 599.43                   | \$ 313.43                            |
| Brown, Paul E & Jessica D   | 53-09-13-104-015.000-015 |        | 1B              | N  | \$ -                    | \$ -                    | \$ -                           | \$ -                       | \$ -                     | \$ -                     | \$ -                            | \$ -                        | \$ -                                 |
| State of Indiana  | 53-09-13-101-021.000-015 |        | 1B              | N  | \$ -                    | \$ -                    | \$ -                           | \$ -                       | \$ -                     | \$ -                     | \$ -                            | \$ -                        | \$ -                                 |
| Gurley, Linda; Gurley, Angela;<br>Canada, Amber                                       | 53-09-13-107-048.000-015 |        | 1B              | N  | \$ -                    | \$ -                    | \$ 323.00                      | \$ 323.00                  | \$ -                     | \$ -                     | \$ 722.47                       | \$ 722.47                   | \$ 399.47                            |
| Blue Butterfly Woman  | 53-09-13-104-011.000-015 |        | 1B              | N  | \$ -                    | \$ -                    | \$ -                           | \$ -                       | \$ -                     | \$ -                     | \$ -                            | \$ -                        | \$ -                                 |
| Easterday, Vickie   | 53-09-13-103-064.000-015 |        | 1B              | N  | \$ -                    | \$ -                    | \$ -                           | \$ -                       | \$ -                     | \$ -                     | \$ -                            | \$ -                        | \$ -                                 |
| Dalphin, Stephanie R & John C   | 53-09-13-103-054.000-015 |        | 1B              | N  | \$ -                    | \$ -                    | \$ -                           | \$ -                       | \$ -                     | \$ -                     | \$ -                            | \$ -                        | \$ -                                 |
| Wagner, Delaina   | 53-09-13-104-033.000-015 |        | 1B              | N  | \$ -                    | \$ -                    | \$ -                           | \$ -                       | \$ -                     | \$ 273.59                | \$ -                            | \$ 273.59                   | \$ 273.59                            |
| Christenberry, Frank D. & Evelyn R.   | 53-09-13-400-083.000-015 |        | 1B              | N  | \$ -                    | \$ -                    | \$ 165.00                      | \$ 165.00                  | \$ -                     | \$ -                     | \$ 507.31                       | \$ 507.31                   | \$ 342.31                            |
| Douglas, Nathaniel J & Tiffany  | 53-09-13-101-049.000-015 |        | 1B              | N  | \$ -                    | \$ -                    | \$ -                           | \$ -                       | \$ 33.89                 | \$ -                     | \$ -                            | \$ 33.89                    | \$ 33.89                             |
| Nowling, Colby Lee & Betty M.   | 53-09-13-101-054.000-015 |        | 1B              | N  | \$ -                    | \$ -                    | \$ -                           | \$ -                       | \$ -                     | \$ -                     | \$ -                            | \$ -                        | \$ -                                 |
| Cooper, Juluis A & Jennifer A   | 53-09-13-400-010.000-015 |        | 1B              | N  | \$ -                    | \$ -                    | \$ -                           | \$ -                       | \$ -                     | \$ -                     | \$ -                            | \$ -                        | \$ -                                 |
| Boling, Zachary S & Anna J  | 53-09-12-402-035.000-015 |        | 1B              | N  | \$ -                    | \$ -                    | \$ -                           | \$ -                       | \$ -                     | \$ -                     | \$ -                            | \$ -                        | \$ -                                 |
| Cox, Nancy E  | 53-09-13-101-060.000-015 | 1787   | 1B              | N  | \$ -                    | \$ -                    | \$ -                           | \$ -                       | \$ -                     | \$ -                     | \$ -                            | \$ -                        | \$ -                                 |
| Tomaro, Deborah; Vitols, Juirs  | 53-09-13-407-010.000-015 | 1823   | 1B              | N  | \$ -                    | \$ -                    | \$ -                           | \$ -                       | \$ -                     | \$ 285.85                | \$ -                            | \$ 285.85                   | \$ 285.85                            |
| Cook, Michelle E & Edmund G   | 53-09-13-400-020.000-015 | 2306   | 1B              | N  | \$ -                    | \$ -                    | \$ -                           | \$ -                       | \$ -                     | \$ -                     | \$ -                            | \$ -                        | \$ -                                 |
| Scarborough, Evan   | 53-09-13-103-041.000-015 |        | 1B              | N  | \$ -                    | \$ -                    | \$ -                           | \$ -                       | \$ -                     | \$ -                     | \$ -                            | \$ -                        | \$ -                                 |



# City of Bloomington

## Area #1B: South-West Annexation Area - Circuit Breaker Impacts Analysis



| Owner Name                                | Parcel #                 | Waiver | Annexation Area | AG | Pre-Annex 1% CB Credits | Pre-Annex 2% CB Credits | Pre-Annex 65 & Over CB Credits | Pre-Annex Total CB Credits | Post-Annex 1% CB Credits | Post-Annex 2% CB Credits | Post-Annex 65 & Over CB Credits | Post-Annex Total CB Credits | Total Post-Annex CB Credits Increase |
|---|--------------------------|--------|-----------------|----|-------------------------|-------------------------|--------------------------------|----------------------------|--------------------------|--------------------------|---------------------------------|-----------------------------|--------------------------------------|
| Peffley, Erin                             | 53-01-62-993-000.000-015 | 2324   | 1B              | N  | \$ -                    | \$ -                    | \$ -                           | \$ -                       | \$ -                     | \$ 599.24                | \$ -                            | \$ 599.24                   | \$ 599.24                            |
| Perez, Miguel A                           | 53-09-13-105-020.000-015 |        | 1B              | N  | \$ -                    | \$ -                    | \$ -                           | \$ -                       | \$ -                     | \$ -                     | \$ -                            | \$ -                        | \$ -                                 |
| Banning, Gregory D & Elizabeth June       | 53-09-13-400-080.000-015 |        | 1B              | N  | \$ -                    | \$ -                    | \$ -                           | \$ -                       | \$ -                     | \$ -                     | \$ -                            | \$ -                        | \$ -                                 |
| Shields, Joyce M                          | 53-09-13-407-021.000-015 |        | 1B              | N  | \$ -                    | \$ -                    | \$ -                           | \$ -                       | \$ -                     | \$ -                     | \$ -                            | \$ -                        | \$ -                                 |
| Glosser, Beverly K & Roland D             | 53-09-13-104-034.000-015 |        | 1B              | N  | \$ -                    | \$ -                    | \$ 364.00                      | \$ 364.00                  | \$ -                     | \$ -                     | \$ 736.17                       | \$ 736.17                   | \$ 372.17                            |
| Nicholas, Zachary Taylor                  | 53-09-13-400-044.000-015 |        | 1B              | N  | \$ -                    | \$ -                    | \$ -                           | \$ -                       | \$ -                     | \$ -                     | \$ -                            | \$ -                        | \$ -                                 |
| McBeath, Trenton L & Thomson, Olivia J    | 53-09-13-103-077.000-015 |        | 1B              | N  | \$ -                    | \$ -                    | \$ -                           | \$ -                       | \$ -                     | \$ -                     | \$ -                            | \$ -                        | \$ -                                 |
| Swanson LLC                               | 53-09-13-105-019.000-015 |        | 1B              | N  | \$ -                    | \$ -                    | \$ -                           | \$ -                       | \$ -                     | \$ 380.22                | \$ -                            | \$ 380.22                   | \$ 380.22                            |
| Shields, Virgil Dean & Betty June         | 53-09-13-400-099.000-015 |        | 1B              | N  | \$ -                    | \$ -                    | \$ -                           | \$ -                       | \$ -                     | \$ -                     | \$ -                            | \$ -                        | \$ -                                 |
| Xirtam LLC                                | 53-09-13-106-021.000-015 |        | 1B              | N  | \$ -                    | \$ -                    | \$ -                           | \$ -                       | \$ -                     | \$ 298.87                | \$ -                            | \$ 298.87                   | \$ 298.87                            |
| State of Indiana                          | 53-09-12-400-042.000-015 |        | 1B              | N  | \$ -                    | \$ -                    | \$ -                           | \$ -                       | \$ -                     | \$ -                     | \$ -                            | \$ -                        | \$ -                                 |
| Rice, William R. & Nancy C.               | 53-09-12-400-026.000-015 | 1264   | 1B              | N  | \$ -                    | \$ -                    | \$ -                           | \$ -                       | \$ 253.48                | \$ -                     | \$ -                            | \$ 253.48                   | \$ 253.48                            |
| Clark, Denise K.                          | 53-09-13-106-014.000-015 | 1015   | 1B              | N  | \$ -                    | \$ -                    | \$ -                           | \$ -                       | \$ -                     | \$ -                     | \$ -                            | \$ -                        | \$ -                                 |
| Hardesty, Ronnie L & Rita S               | 53-09-13-106-002.000-015 |        | 1B              | N  | \$ -                    | \$ -                    | \$ -                           | \$ -                       | \$ -                     | \$ 289.74                | \$ -                            | \$ 289.74                   | \$ 289.74                            |
| Parkes, James Allen                       | 53-09-13-106-013.000-015 |        | 1B              | N  | \$ -                    | \$ -                    | \$ -                           | \$ -                       | \$ -                     | \$ 252.56                | \$ -                            | \$ 252.56                   | \$ 252.56                            |
| Atchison, Linda K                         | 53-09-13-106-001.000-015 | 1794   | 1B              | N  | \$ -                    | \$ -                    | \$ 349.00                      | \$ 349.00                  | \$ -                     | \$ -                     | \$ 665.14                       | \$ 665.14                   | \$ 316.14                            |
| Mora, Cecilia                             | 53-09-13-106-012.000-015 |        | 1B              | N  | \$ -                    | \$ -                    | \$ -                           | \$ -                       | \$ -                     | \$ -                     | \$ -                            | \$ -                        | \$ -                                 |
| Grover, Joshua M W; Lopez, Bianca V       | 53-09-12-400-076.000-015 |        | 1B              | N  | \$ -                    | \$ -                    | \$ -                           | \$ -                       | \$ -                     | \$ -                     | \$ -                            | \$ -                        | \$ -                                 |
| State of Indiana                          | 53-09-12-400-063.000-015 |        | 1B              | N  | \$ -                    | \$ -                    | \$ -                           | \$ -                       | \$ -                     | \$ -                     | \$ -                            | \$ -                        | \$ -                                 |
| Rice, William R. & Nancy C.               | 53-09-12-400-072.000-015 |        | 1B              | N  | \$ -                    | \$ -                    | \$ -                           | \$ -                       | \$ -                     | \$ -                     | \$ -                            | \$ -                        | \$ -                                 |
| Drew, Janet M                             | 53-09-12-400-054.000-015 |        | 1B              | N  | \$ -                    | \$ -                    | \$ -                           | \$ -                       | \$ -                     | \$ -                     | \$ -                            | \$ -                        | \$ -                                 |
| Drew, Janet M. & James W.                 | 53-09-12-400-002.000-015 |        | 1B              | N  | \$ -                    | \$ -                    | \$ -                           | \$ -                       | \$ -                     | \$ -                     | \$ -                            | \$ -                        | \$ -                                 |
| Rhule, Matthew F                          | 53-09-13-103-017.000-015 |        | 1B              | N  | \$ -                    | \$ -                    | \$ -                           | \$ -                       | \$ -                     | \$ -                     | \$ -                            | \$ -                        | \$ -                                 |
| Cartwright, Timothy R & Tamera B          | 53-09-13-107-041.000-015 |        | 1B              | N  | \$ -                    | \$ -                    | \$ -                           | \$ -                       | \$ -                     | \$ -                     | \$ -                            | \$ -                        | \$ -                                 |
| Doane, Yvonna L                           | 53-09-13-101-016.000-015 |        | 1B              | N  | \$ -                    | \$ -                    | \$ -                           | \$ -                       | \$ -                     | \$ -                     | \$ -                            | \$ -                        | \$ -                                 |
| Clarner, Tracy J                          | 53-09-13-407-006.000-015 |        | 1B              | N  | \$ -                    | \$ -                    | \$ -                           | \$ -                       | \$ -                     | \$ -                     | \$ -                            | \$ -                        | \$ -                                 |
| Black, Lauren E                           | 53-09-13-407-007.000-015 |        | 1B              | N  | \$ -                    | \$ -                    | \$ -                           | \$ -                       | \$ -                     | \$ -                     | \$ -                            | \$ -                        | \$ -                                 |
| Speicher, Monte Shawn & Amanda Jo         | 53-09-12-400-041.000-015 | 1252   | 1B              | N  | \$ -                    | \$ -                    | \$ -                           | \$ -                       | \$ 173.40                | \$ -                     | \$ -                            | \$ 173.40                   | \$ 173.40                            |
| Jones, Celia L                            | 53-09-13-101-003.000-015 |        | 1B              | N  | \$ -                    | \$ -                    | \$ -                           | \$ -                       | \$ -                     | \$ -                     | \$ -                            | \$ -                        | \$ -                                 |
| Bettler, Julia                            | 53-09-13-101-031.000-015 |        | 1B              | N  | \$ -                    | \$ -                    | \$ -                           | \$ -                       | \$ -                     | \$ 250.06                | \$ -                            | \$ 250.06                   | \$ 250.06                            |
| Gross, Loretta F                          | 53-09-13-101-002.000-015 |        | 1B              | N  | \$ -                    | \$ -                    | \$ -                           | \$ -                       | \$ -                     | \$ -                     | \$ -                            | \$ -                        | \$ -                                 |
| Moorcroft, Alice Marie & Purvis, Philip S | 53-09-12-402-037.000-015 |        | 1B              | N  | \$ -                    | \$ -                    | \$ -                           | \$ -                       | \$ 83.89                 | \$ -                     | \$ -                            | \$ 83.89                    | \$ 83.89                             |
| Bellamy, Stephen D & Linda S              | 53-09-13-104-038.000-015 |        | 1B              | N  | \$ -                    | \$ -                    | \$ -                           | \$ -                       | \$ 334.41                | \$ -                     | \$ -                            | \$ 334.41                   | \$ 334.41                            |
| Gill, Jaclyn                              | 53-09-13-104-028.000-015 |        | 1B              | N  | \$ -                    | \$ -                    | \$ -                           | \$ -                       | \$ -                     | \$ -                     | \$ -                            | \$ -                        | \$ -                                 |
| Petrolina, Kate P                         | 53-09-12-400-001.000-015 | 1111   | 1B              | N  | \$ -                    | \$ -                    | \$ -                           | \$ -                       | \$ -                     | \$ -                     | \$ -                            | \$ -                        | \$ -                                 |
| Camp, Mary Elizabeth                      | 53-09-13-405-010.000-015 | 11121  | 1B              | N  | \$ -                    | \$ -                    | \$ -                           | \$ -                       | \$ 45.72                 | \$ -                     | \$ -                            | \$ 45.72                    | \$ 45.72                             |
| Anger, Frank D & Rita V                   | 53-09-13-405-025.000-015 | 1121   | 1B              | N  | \$ -                    | \$ -                    | \$ -                           | \$ -                       | \$ -                     | \$ 442.55                | \$ -                            | \$ 442.55                   | \$ 442.55                            |
| Blake, Michael Terry & Sylvia Kathleen    | 53-09-13-405-015.000-015 | 1121   | 1B              | N  | \$ -                    | \$ -                    | \$ -                           | \$ -                       | \$ -                     | \$ -                     | \$ -                            | \$ -                        | \$ -                                 |
| Hale, Larry R. & Carolyn S.               | 53-09-13-405-024.000-015 | 1121   | 1B              | N  | \$ -                    | \$ -                    | \$ -                           | \$ -                       | \$ 98.38                 | \$ -                     | \$ -                            | \$ 98.38                    | \$ 98.38                             |
| Valdez, Daniel Jr                         | 53-09-13-405-018.000-015 | 1121   | 1B              | N  | \$ -                    | \$ -                    | \$ -                           | \$ -                       | \$ 60.36                 | \$ -                     | \$ -                            | \$ 60.36                    | \$ 60.36                             |
| Milhoan, Gary L & Barbara L               | 53-09-13-405-023.000-015 | 1121   | 1B              | N  | \$ -                    | \$ -                    | \$ -                           | \$ -                       | \$ -                     | \$ -                     | \$ -                            | \$ -                        | \$ -                                 |
| Moore, Jerry & Mary Eileen                | 53-09-12-400-017.000-015 |        | 1B              | N  | \$ -                    | \$ -                    | \$ -                           | \$ -                       | \$ -                     | \$ -                     | \$ -                            | \$ -                        | \$ -                                 |
| Tutterow, Libby Sue                       | 53-09-13-405-005.000-015 | 1121   | 1B              | N  | \$ -                    | \$ -                    | \$ -                           | \$ -                       | \$ -                     | \$ -                     | \$ -                            | \$ -                        | \$ -                                 |
| Cobb, Kary                                | 53-09-13-405-006.000-015 | 1121   | 1B              | N  | \$ -                    | \$ -                    | \$ -                           | \$ -                       | \$ 4.49                  | \$ -                     | \$ -                            | \$ 4.49                     | \$ 4.49                              |
| Bowery, Erven H & Ho, Ling Chih           | 53-09-13-405-013.000-015 | 1121   | 1B              | N  | \$ -                    | \$ -                    | \$ -                           | \$ -                       | \$ -                     | \$ 536.41                | \$ -                            | \$ 536.41                   | \$ 536.41                            |

# City of Bloomington



## Area #1B: South-West Annexation Area - Circuit Breaker Impacts Analysis

| Owner Name                                    | Parcel #                 | Waiver | Annexation Area | AG | Pre-Annex 1% CB Credits | Pre-Annex 2% CB Credits | Pre-Annex 65 & Over CB Credits | Pre-Annex Total CB Credits | Post-Annex 1% CB Credits | Post-Annex 2% CB Credits | Post-Annex 65 & Over CB Credits | Post-Annex Total CB Credits | Total Post-Annex CB Credits Increase |
|---|--------------------------|--------|-----------------|----|-------------------------|-------------------------|--------------------------------|----------------------------|--------------------------|--------------------------|---------------------------------|-----------------------------|--------------------------------------|
| May, Julie L                                  | 53-09-13-405-008.000-015 | 1163   | 1B              | N  | \$ -                    | \$ -                    | \$ -                           | \$ -                       | \$ 69.16                 | \$ -                     | \$ -                            | \$ 69.16                    | \$ 69.16                             |
| Nash, Gregory Terrace                         | 53-09-13-405-016.000-015 | 1121   | 1B              | N  | \$ -                    | \$ -                    | \$ -                           | \$ -                       | \$ 34.75                 | \$ -                     | \$ -                            | \$ 34.75                    | \$ 34.75                             |
| Miller, Mark Stephen                          | 53-09-13-405-001.000-015 | 1121   | 1B              | N  | \$ -                    | \$ -                    | \$ -                           | \$ -                       | \$ -                     | \$ -                     | \$ -                            | \$ -                        | \$ -                                 |
| Crandall, Bryan                               | 53-09-13-405-017.000-015 | 1121   | 1B              | N  | \$ -                    | \$ -                    | \$ -                           | \$ -                       | \$ -                     | \$ -                     | \$ -                            | \$ -                        | \$ -                                 |
| Bauman, James W & Jessica M Viviano           | 53-09-13-405-009.000-015 | 1763   | 1B              | N  | \$ -                    | \$ -                    | \$ -                           | \$ -                       | \$ 276.93                | \$ -                     | \$ -                            | \$ 276.93                   | \$ 276.93                            |
| Aubin, Lelann Dale & Yvonne Sue               | 53-09-13-405-007.000-015 | 1121   | 1B              | N  | \$ -                    | \$ -                    | \$ -                           | \$ -                       | \$ 59.33                 | \$ -                     | \$ -                            | \$ 59.33                    | \$ 59.33                             |
| Sparks, Fred R & Charli R                     | 53-09-13-405-020.000-015 | 1121   | 1B              | N  | \$ -                    | \$ -                    | \$ -                           | \$ -                       | \$ -                     | \$ -                     | \$ -                            | \$ -                        | \$ -                                 |
| Weier, Lucas J                                | 53-09-13-405-022.000-015 | 1121   | 1B              | N  | \$ -                    | \$ -                    | \$ -                           | \$ -                       | \$ 40.47                 | \$ -                     | \$ -                            | \$ 40.47                    | \$ 40.47                             |
| Farquhar, Kimberly                            | 53-09-13-405-021.000-015 | 1164   | 1B              | N  | \$ -                    | \$ -                    | \$ -                           | \$ -                       | \$ 31.69                 | \$ -                     | \$ -                            | \$ 31.69                    | \$ 31.69                             |
| Lower, Teleia                                 | 53-09-13-405-011.000-015 | 1121   | 1B              | N  | \$ -                    | \$ -                    | \$ -                           | \$ -                       | \$ -                     | \$ -                     | \$ -                            | \$ -                        | \$ -                                 |
| Griffin, Michael A & Christine S              | 53-09-13-405-019.000-015 | 1121   | 1B              | N  | \$ -                    | \$ -                    | \$ -                           | \$ -                       | \$ -                     | \$ -                     | \$ -                            | \$ -                        | \$ -                                 |
| Perry, Randall R & Kathy E                    | 53-09-12-402-008.000-015 | 1115   | 1B              | N  | \$ -                    | \$ -                    | \$ -                           | \$ -                       | \$ -                     | \$ -                     | \$ -                            | \$ -                        | \$ -                                 |
| Adams, Larry G. & Karen D.                    | 53-09-13-103-063.000-015 |        | 1B              | N  | \$ -                    | \$ -                    | \$ -                           | \$ -                       | \$ -                     | \$ -                     | \$ -                            | \$ -                        | \$ -                                 |
| Matawuli, Stacey C                            | 53-09-13-103-072.000-015 |        | 1B              | N  | \$ -                    | \$ -                    | \$ -                           | \$ -                       | \$ -                     | \$ 247.06                | \$ -                            | \$ 247.06                   | \$ 247.06                            |
| Ferguson, Robert E & Anna B                   | 53-09-13-103-090.000-015 |        | 1B              | N  | \$ -                    | \$ -                    | \$ -                           | \$ -                       | \$ -                     | \$ -                     | \$ -                            | \$ -                        | \$ -                                 |
| Westwood, Gregoria D                          | 53-09-13-103-014.000-015 |        | 1B              | N  | \$ -                    | \$ -                    | \$ 330.00                      | \$ 330.00                  | \$ -                     | \$ -                     | \$ 829.51                       | \$ 829.51                   | \$ 499.51                            |
| Green, David B & Gledia R                     | 53-09-13-103-036.000-015 |        | 1B              | N  | \$ -                    | \$ -                    | \$ -                           | \$ -                       | \$ -                     | \$ -                     | \$ -                            | \$ -                        | \$ -                                 |
| Sargent, Peggy D                              | 53-09-13-103-001.000-015 |        | 1B              | N  | \$ -                    | \$ -                    | \$ -                           | \$ -                       | \$ -                     | \$ -                     | \$ -                            | \$ -                        | \$ -                                 |
| Juric, Delilah J                              | 53-09-13-103-011.000-015 | 1108   | 1B              | N  | \$ -                    | \$ -                    | \$ -                           | \$ -                       | \$ -                     | \$ -                     | \$ -                            | \$ -                        | \$ -                                 |
| Heckard, William M & Rita P                   | 53-09-13-103-083.000-015 | 1564   | 1B              | N  | \$ -                    | \$ -                    | \$ -                           | \$ -                       | \$ -                     | \$ -                     | \$ -                            | \$ -                        | \$ -                                 |
| Dixon, Nathan A                               | 53-09-13-107-042.000-015 |        | 1B              | N  | \$ -                    | \$ -                    | \$ -                           | \$ -                       | \$ -                     | \$ -                     | \$ -                            | \$ -                        | \$ -                                 |
| Whaley, Robert Lee & Nora Lee                 | 53-09-12-402-023.000-015 |        | 1B              | N  | \$ -                    | \$ -                    | \$ -                           | \$ -                       | \$ -                     | \$ -                     | \$ -                            | \$ -                        | \$ -                                 |
| Holicky, Thomas Louis & Sarah J               | 53-09-13-107-053.000-015 |        | 1B              | N  | \$ -                    | \$ -                    | \$ -                           | \$ -                       | \$ -                     | \$ -                     | \$ -                            | \$ -                        | \$ -                                 |
| Puro, Timothy O & Victoria L                  | 53-09-12-402-017.000-015 |        | 1B              | N  | \$ -                    | \$ -                    | \$ -                           | \$ -                       | \$ 34.75                 | \$ -                     | \$ -                            | \$ 34.75                    | \$ 34.75                             |
| Rogers, Alice M & Cindy G Wilbur              | 53-09-13-407-001.000-015 |        | 1B              | N  | \$ -                    | \$ -                    | \$ -                           | \$ -                       | \$ -                     | \$ -                     | \$ -                            | \$ -                        | \$ -                                 |
| Deckard, Susan Marie                          | 53-09-12-402-001.000-015 | 1052   | 1B              | N  | \$ -                    | \$ -                    | \$ -                           | \$ -                       | \$ -                     | \$ -                     | \$ -                            | \$ -                        | \$ -                                 |
| Bock, Naomi                                   | 53-09-13-101-056.000-015 |        | 1B              | N  | \$ -                    | \$ -                    | \$ -                           | \$ -                       | \$ -                     | \$ -                     | \$ -                            | \$ -                        | \$ -                                 |
| Hawkins, Jack L. & Billie J.                  | 53-09-13-400-068.000-015 | 1605   | 1B              | N  | \$ -                    | \$ -                    | \$ -                           | \$ -                       | \$ -                     | \$ -                     | \$ -                            | \$ -                        | \$ -                                 |
| Godsey, J. Charles & Ruby                     | 53-09-13-407-011.000-015 |        | 1B              | N  | \$ -                    | \$ -                    | \$ 453.00                      | \$ 453.00                  | \$ -                     | \$ -                     | \$ 1,012.50                     | \$ 1,012.50                 | \$ 559.50                            |
| Swango, Robert Kent                           | 53-09-13-400-066.000-015 |        | 1B              | N  | \$ -                    | \$ -                    | \$ -                           | \$ -                       | \$ -                     | \$ -                     | \$ -                            | \$ -                        | \$ -                                 |
| Southern, Wendell L & Helen                   | 53-09-13-400-008.000-015 |        | 1B              | N  | \$ -                    | \$ -                    | \$ -                           | \$ -                       | \$ -                     | \$ -                     | \$ -                            | \$ -                        | \$ -                                 |
| Debro, Sherman C                              | 53-09-13-407-005.000-015 |        | 1B              | N  | \$ -                    | \$ -                    | \$ -                           | \$ -                       | \$ -                     | \$ -                     | \$ -                            | \$ -                        | \$ -                                 |
| Nowling, Barry                                | 53-09-13-400-012.000-015 |        | 1B              | N  | \$ -                    | \$ -                    | \$ -                           | \$ -                       | \$ -                     | \$ -                     | \$ -                            | \$ -                        | \$ -                                 |
| Salgado-Cuevas, Tatiana; Boger, Christopher M | 53-09-13-102-024.000-015 |        | 1B              | N  | \$ -                    | \$ -                    | \$ -                           | \$ -                       | \$ -                     | \$ -                     | \$ -                            | \$ -                        | \$ -                                 |
| McCracken, Linda O                            | 53-09-13-102-030.000-015 |        | 1B              | N  | \$ -                    | \$ -                    | \$ -                           | \$ -                       | \$ -                     | \$ 342.17                | \$ -                            | \$ 342.17                   | \$ 342.17                            |
| Flud, Jana L                                  | 53-09-13-103-082.000-015 |        | 1B              | N  | \$ -                    | \$ -                    | \$ -                           | \$ -                       | \$ -                     | \$ -                     | \$ -                            | \$ -                        | \$ -                                 |
| Ooley, Ira Jr. & Grace E.                     | 53-09-13-103-084.000-015 |        | 1B              | N  | \$ -                    | \$ -                    | \$ -                           | \$ -                       | \$ -                     | \$ -                     | \$ -                            | \$ -                        | \$ -                                 |
| Riggs, Marguerite E Irrevocable Trust         | 53-09-12-400-013.000-015 | 1114   | 1B              | N  | \$ -                    | \$ -                    | \$ -                           | \$ -                       | \$ 155.41                | \$ -                     | \$ -                            | \$ 155.41                   | \$ 155.41                            |
| Osborn, Thomas E. & Theresa A.                | 53-09-12-402-018.000-015 | 1110   | 1B              | N  | \$ -                    | \$ -                    | \$ -                           | \$ -                       | \$ -                     | \$ -                     | \$ -                            | \$ -                        | \$ -                                 |
| Runyan, Jamie; Fouts, Shelly                  | 53-09-13-105-018.000-015 |        | 1B              | N  | \$ -                    | \$ -                    | \$ -                           | \$ -                       | \$ -                     | \$ -                     | \$ -                            | \$ -                        | \$ -                                 |
| Locke, Jane A & Bennett, Cassie L             | 53-09-13-107-051.000-015 |        | 1B              | N  | \$ -                    | \$ -                    | \$ -                           | \$ -                       | \$ -                     | \$ -                     | \$ -                            | \$ -                        | \$ -                                 |
| Iverson, Frances Judith                       | 53-09-13-101-009.000-015 |        | 1B              | N  | \$ -                    | \$ -                    | \$ 616.00                      | \$ 616.00                  | \$ -                     | \$ -                     | \$ -                            | \$ -                        | \$ (616.00)                          |
| Haile, Darrell Eugene                         | 53-09-12-402-016.000-015 |        | 1B              | N  | \$ -                    | \$ -                    | \$ -                           | \$ -                       | \$ -                     | \$ -                     | \$ -                            | \$ -                        | \$ -                                 |
| Hopkins, Brandon                              | 53-09-13-102-003.000-015 |        | 1B              | N  | \$ -                    | \$ -                    | \$ -                           | \$ -                       | \$ -                     | \$ -                     | \$ -                            | \$ -                        | \$ -                                 |
| Lyon, Danny Earl W/L/E Lyon, Barbara L        | 53-09-13-103-033.000-015 |        | 1B              | N  | \$ -                    | \$ -                    | \$ 223.00                      | \$ 223.00                  | \$ -                     | \$ -                     | \$ 495.21                       | \$ 495.21                   | \$ 272.21                            |
| Clark, Rodney C. & Carolyn J.                 | 53-09-13-103-015.000-015 |        | 1B              | N  | \$ -                    | \$ -                    | \$ -                           | \$ -                       | \$ -                     | \$ 340.92                | \$ -                            | \$ 340.92                   | \$ 340.92                            |
| Pace, Stacey M                                | 53-09-13-105-026.000-015 |        | 1B              | N  | \$ -                    | \$ -                    | \$ -                           | \$ -                       | \$ -                     | \$ -                     | \$ -                            | \$ -                        | \$ -                                 |

# City of Bloomington

## Area #1B: South-West Annexation Area - Circuit Breaker Impacts Analysis



| Owner Name   | Parcel #                 | Waiver | Annexation Area | AG | Pre-Annex 1% CB Credits | Pre-Annex 2% CB Credits | Pre-Annex 65 & Over CB Credits | Pre-Annex Total CB Credits | Post-Annex 1% CB Credits | Post-Annex 2% CB Credits | Post-Annex 65 & Over CB Credits | Post-Annex Total CB Credits | Total Post-Annex CB Credits Increase |
|--|--------------------------|--------|-----------------|----|-------------------------|-------------------------|--------------------------------|----------------------------|--------------------------|--------------------------|---------------------------------|-----------------------------|--------------------------------------|
| Hall, Jay  | 53-09-12-402-014.000-015 |        | 1B              | N  | \$ -                    | \$ -                    | \$ -                           | \$ -                       | \$ -                     | \$ -                     | \$ -                            | \$ -                        | \$ -                                 |
| Richardson, Joy E  | 53-09-13-105-030.000-015 |        | 1B              | N  | \$ -                    | \$ -                    | \$ -                           | \$ -                       | \$ -                     | \$ -                     | \$ -                            | \$ -                        | \$ -                                 |
| Wigley, John H   | 53-09-13-102-018.000-015 |        | 1B              | N  | \$ -                    | \$ -                    | \$ -                           | \$ -                       | \$ -                     | \$ -                     | \$ -                            | \$ -                        | \$ -                                 |
| Capps, Phillip D & Lynda S                               | 53-09-13-400-091.000-015 |        | 1B              | N  | \$ -                    | \$ -                    | \$ -                           | \$ -                       | \$ 318.61                | \$ -                     | \$ -                            | \$ 318.61                   | \$ 318.61                            |
| Thayer, Roseanna & Woodie R                              | 53-09-13-105-011.000-015 |        | 1B              | N  | \$ -                    | \$ -                    | \$ -                           | \$ -                       | \$ -                     | \$ -                     | \$ -                            | \$ -                        | \$ -                                 |
| Baughman, Ross D   | 53-09-13-102-031.000-015 |        | 1B              | N  | \$ -                    | \$ -                    | \$ -                           | \$ -                       | \$ -                     | \$ -                     | \$ -                            | \$ -                        | \$ -                                 |
| 3812 W Fairington Drive LLC                              | 53-09-13-103-018.000-015 |        | 1B              | N  | \$ -                    | \$ -                    | \$ -                           | \$ -                       | \$ -                     | \$ 268.58                | \$ -                            | \$ 268.58                   | \$ 268.58                            |
| Vela, Alejo Jr. & Mary Jane                              | 53-09-13-103-022.000-015 |        | 1B              | N  | \$ -                    | \$ -                    | \$ -                           | \$ -                       | \$ -                     | \$ -                     | \$ -                            | \$ -                        | \$ -                                 |
| James, Julie A   | 53-09-13-400-033.000-015 |        | 1B              | N  | \$ -                    | \$ -                    | \$ -                           | \$ -                       | \$ 59.34                 | \$ -                     | \$ -                            | \$ 59.34                    | \$ 59.34                             |
| Rupert, Phillip & Elena                                  | 53-09-12-400-025.000-015 |        | 1B              | N  | \$ -                    | \$ -                    | \$ -                           | \$ -                       | \$ -                     | \$ 160.36                | \$ -                            | \$ 160.36                   | \$ 160.36                            |
| Coake, Whitney   | 53-09-12-402-019.000-015 | 1148   | 1B              | N  | \$ -                    | \$ -                    | \$ -                           | \$ -                       | \$ -                     | \$ -                     | \$ -                            | \$ -                        | \$ -                                 |
| Parrish, Glenda M  | 53-09-12-402-051.000-015 | 2355   | 1B              | N  | \$ -                    | \$ -                    | \$ -                           | \$ -                       | \$ -                     | \$ -                     | \$ -                            | \$ -                        | \$ -                                 |
| Ellshoff, Denise J                                       | 53-09-13-400-029.000-015 |        | 1B              | N  | \$ -                    | \$ -                    | \$ -                           | \$ -                       | \$ -                     | \$ -                     | \$ -                            | \$ -                        | \$ -                                 |
| Berich, Thomas H & Lara Southerland                      | 53-09-13-400-052.000-015 |        | 1B              | N  | \$ -                    | \$ -                    | \$ -                           | \$ -                       | \$ -                     | \$ 224.15                | \$ -                            | \$ 224.15                   | \$ 224.15                            |
| Liddell, Torrin & Chelsea                                | 53-09-13-407-015.000-015 |        | 1B              | N  | \$ -                    | \$ -                    | \$ -                           | \$ -                       | \$ -                     | \$ -                     | \$ -                            | \$ -                        | \$ -                                 |
| Sherrill, Sheri L  | 53-09-13-405-014.000-015 | 1121   | 1B              | N  | \$ -                    | \$ -                    | \$ -                           | \$ -                       | \$ -                     | \$ -                     | \$ -                            | \$ -                        | \$ -                                 |
| Pena, Adam Gabriel                                       | 53-09-13-405-002.000-015 | 1121   | 1B              | N  | \$ -                    | \$ -                    | \$ -                           | \$ -                       | \$ -                     | \$ -                     | \$ -                            | \$ -                        | \$ -                                 |
| Walker, Antonio R  | 53-09-13-405-003.000-015 | 1121   | 1B              | N  | \$ -                    | \$ -                    | \$ -                           | \$ -                       | \$ -                     | \$ -                     | \$ -                            | \$ -                        | \$ -                                 |
| Fuller, Donald A & Debara L                              | 53-09-13-405-004.000-015 | 1121   | 1B              | N  | \$ -                    | \$ -                    | \$ -                           | \$ -                       | \$ 86.98                 | \$ -                     | \$ -                            | \$ 86.98                    | \$ 86.98                             |
| Woodhaven Estates Assoc. Of Hmowners; C/o Clark Morrison | 53-09-13-404-040.000-015 | 1121   | 1B              | N  | \$ -                    | \$ -                    | \$ -                           | \$ -                       | \$ -                     | \$ -                     | \$ -                            | \$ -                        | \$ -                                 |
| Milbourn, Justin B & Wrenn E                             | 53-09-13-405-012.000-015 | 1121   | 1B              | N  | \$ -                    | \$ -                    | \$ -                           | \$ -                       | \$ 194.46                | \$ -                     | \$ -                            | \$ 194.46                   | \$ 194.46                            |
| Cardwell, Teri L   | 53-09-13-404-048.000-015 |        | 1B              | N  | \$ -                    | \$ -                    | \$ -                           | \$ -                       | \$ 26.43                 | \$ -                     | \$ -                            | \$ 26.43                    | \$ 26.43                             |
| Stapleton, Lori & Phillip                                | 53-09-13-404-031.000-015 |        | 1B              | N  | \$ -                    | \$ -                    | \$ -                           | \$ -                       | \$ -                     | \$ -                     | \$ -                            | \$ -                        | \$ -                                 |
| Chuke, Jonnie  | 53-09-13-404-029.000-015 | 1765   | 1B              | N  | \$ -                    | \$ -                    | \$ -                           | \$ -                       | \$ -                     | \$ -                     | \$ -                            | \$ -                        | \$ -                                 |
| Sims, Keely & Kyle                                       | 53-09-13-404-054.000-015 |        | 1B              | N  | \$ -                    | \$ -                    | \$ -                           | \$ -                       | \$ -                     | \$ -                     | \$ -                            | \$ -                        | \$ -                                 |
| Kemp, Joshua W & Bennett, Jeremy M                       | 53-09-13-404-026.000-015 |        | 1B              | N  | \$ -                    | \$ -                    | \$ -                           | \$ -                       | \$ -                     | \$ -                     | \$ -                            | \$ -                        | \$ -                                 |
| Powell, Darell C & Lois E                                | 53-09-13-400-070.000-015 | 1512   | 1B              | N  | \$ -                    | \$ -                    | \$ -                           | \$ -                       | \$ -                     | \$ -                     | \$ -                            | \$ -                        | \$ -                                 |
| Jones, Kelly   | 53-09-13-105-001.000-015 |        | 1B              | N  | \$ -                    | \$ -                    | \$ -                           | \$ -                       | \$ -                     | \$ -                     | \$ -                            | \$ -                        | \$ -                                 |
| Copeland, Chelsea  | 53-09-12-402-029.000-015 | 1032   | 1B              | N  | \$ -                    | \$ -                    | \$ -                           | \$ -                       | \$ -                     | \$ -                     | \$ -                            | \$ -                        | \$ -                                 |
| Lyford, George J & Clara                                 | 53-09-13-103-023.000-015 |        | 1B              | N  | \$ -                    | \$ -                    | \$ -                           | \$ -                       | \$ -                     | \$ -                     | \$ -                            | \$ -                        | \$ -                                 |
| Hauser, Patrick A  | 53-09-13-407-016.000-015 |        | 1B              | N  | \$ -                    | \$ -                    | \$ -                           | \$ -                       | \$ -                     | \$ -                     | \$ -                            | \$ -                        | \$ -                                 |
| Clontz, Donald E.  | 53-09-13-404-014.000-015 |        | 1B              | N  | \$ -                    | \$ -                    | \$ -                           | \$ -                       | \$ -                     | \$ -                     | \$ -                            | \$ -                        | \$ -                                 |
| Wheeler, Elsa M  | 53-09-13-404-021.000-015 |        | 1B              | N  | \$ -                    | \$ -                    | \$ -                           | \$ -                       | \$ -                     | \$ -                     | \$ -                            | \$ -                        | \$ -                                 |
| Jarvis, Jared & Jarvis, Glen R & Heather S               | 53-09-13-404-032.000-015 |        | 1B              | N  | \$ -                    | \$ -                    | \$ -                           | \$ -                       | \$ 107.60                | \$ -                     | \$ -                            | \$ 107.60                   | \$ 107.60                            |
| Highlife LLC   | 53-09-13-404-020.000-015 |        | 1B              | N  | \$ -                    | \$ -                    | \$ -                           | \$ -                       | \$ -                     | \$ -                     | \$ -                            | \$ -                        | \$ -                                 |
| Hayslip, Marsai  | 53-09-13-404-057.000-015 |        | 1B              | N  | \$ -                    | \$ -                    | \$ -                           | \$ -                       | \$ -                     | \$ -                     | \$ -                            | \$ -                        | \$ -                                 |
| Spartz, Matthew D  | 53-09-13-404-056.000-015 |        | 1B              | N  | \$ -                    | \$ -                    | \$ -                           | \$ -                       | \$ 27.30                 | \$ -                     | \$ -                            | \$ 27.30                    | \$ 27.30                             |
| Roach, John F & Vickie R                                 | 53-09-13-404-037.000-015 |        | 1B              | N  | \$ -                    | \$ -                    | \$ -                           | \$ -                       | \$ 56.69                 | \$ -                     | \$ -                            | \$ 56.69                    | \$ 56.69                             |
| Ramsey, Debra Lynn                                       | 53-09-13-404-042.000-015 |        | 1B              | N  | \$ -                    | \$ -                    | \$ -                           | \$ -                       | \$ 31.69                 | \$ -                     | \$ -                            | \$ 31.69                    | \$ 31.69                             |
| Swando, Julie A & Zachary J Chmiel                       | 53-09-13-404-049.000-015 |        | 1B              | N  | \$ -                    | \$ -                    | \$ -                           | \$ -                       | \$ -                     | \$ -                     | \$ -                            | \$ -                        | \$ -                                 |
| McCracken, Linda O                                       | 53-09-13-404-043.000-015 | 1562   | 1B              | N  | \$ -                    | \$ -                    | \$ -                           | \$ -                       | \$ -                     | \$ 410.76                | \$ -                            | \$ 410.76                   | \$ 410.76                            |
| Skivers, Donna M   | 53-09-13-101-041.000-015 |        | 1B              | N  | \$ -                    | \$ -                    | \$ -                           | \$ -                       | \$ -                     | \$ -                     | \$ -                            | \$ -                        | \$ -                                 |
| Borden, Robert M; Barbara R & Fisher, Shanna             | 53-09-13-107-034.000-015 |        | 1B              | N  | \$ -                    | \$ -                    | \$ -                           | \$ -                       | \$ -                     | \$ -                     | \$ -                            | \$ -                        | \$ -                                 |
| Trinkle, Laurie J  | 53-09-13-103-080.000-015 |        | 1B              | N  | \$ -                    | \$ -                    | \$ 224.00                      | \$ 224.00                  | \$ -                     | \$ -                     | \$ 463.05                       | \$ 463.05                   | \$ 239.05                            |
| Buckner, J. Robert & Mary C.                             | 53-09-13-103-069.000-015 |        | 1B              | N  | \$ -                    | \$ -                    | \$ -                           | \$ -                       | \$ -                     | \$ -                     | \$ -                            | \$ -                        | \$ -                                 |

# City of Bloomington

## Area #1B: South-West Annexation Area - Circuit Breaker Impacts Analysis



| Owner Name   | Parcel #                 | Waiver | Annexation Area | AG | Pre-Annex 1% CB Credits | Pre-Annex 2% CB Credits | Pre-Annex 65 & Over CB Credits | Pre-Annex Total CB Credits | Post-Annex 1% CB Credits | Post-Annex 2% CB Credits | Post-Annex 65 & Over CB Credits | Post-Annex Total CB Credits | Total Post-Annex CB Credits Increase |
|--|--------------------------|--------|-----------------|----|-------------------------|-------------------------|--------------------------------|----------------------------|--------------------------|--------------------------|---------------------------------|-----------------------------|--------------------------------------|
| Sander, Steven H & Pamela A  | 53-09-13-101-018.000-015 |        | 1B              | N  | \$ -                    | \$ -                    | \$ -                           | \$ -                       | \$ -                     | \$ -                     | \$ -                            | \$ -                        | \$ -                                 |
| Valdovines, Nestor & Misti D   | 53-09-13-101-046.000-015 |        | 1B              | N  | \$ -                    | \$ -                    | \$ -                           | \$ -                       | \$ -                     | \$ -                     | \$ -                            | \$ -                        | \$ -                                 |
| Vitols, Juris & Tomaro, Deborah  | 53-09-13-105-024.000-015 |        | 1B              | N  | \$ -                    | \$ -                    | \$ -                           | \$ -                       | \$ -                     | \$ 259.57                | \$ -                            | \$ 259.57                   | \$ 259.57                            |
| Bell, Justin A G & Lora Wagers   | 53-09-13-101-051.000-015 |        | 1B              | N  | \$ -                    | \$ -                    | \$ -                           | \$ -                       | \$ -                     | \$ 264.46                | \$ -                            | \$ 264.46                   | \$ 264.46                            |
| Goodwin, Linda   | 53-09-13-102-028.000-015 |        | 1B              | N  | \$ -                    | \$ -                    | \$ 208.00                      | \$ 208.00                  | \$ -                     | \$ -                     | \$ 535.72                       | \$ 535.72                   | \$ 327.72                            |
| Sandoval, Moises Lopez & Gutierrez, Javier F & Dillard, Donna J & Dillard, Micha | 53-09-12-402-004.000-015 | 1198   | 1B              | N  | \$ -                    | \$ -                    | \$ -                           | \$ -                       | \$ 418.40                | \$ -                     | \$ -                            | \$ 418.40                   | \$ 418.40                            |
| Frye, Jordan M; Shannon, Valerie K   | 53-09-13-103-060.000-015 |        | 1B              | N  | \$ -                    | \$ -                    | \$ -                           | \$ -                       | \$ -                     | \$ -                     | \$ -                            | \$ -                        | \$ -                                 |
| Jackson, Charles L. & Diane  | 53-09-13-104-014.000-015 |        | 1B              | N  | \$ -                    | \$ -                    | \$ -                           | \$ -                       | \$ -                     | \$ -                     | \$ -                            | \$ -                        | \$ -                                 |
| Bankers Trust Company Of Calif   | 53-09-13-103-042.000-015 |        | 1B              | N  | \$ -                    | \$ -                    | \$ -                           | \$ -                       | \$ -                     | \$ 243.80                | \$ -                            | \$ 243.80                   | \$ 243.80                            |
| Tunberg, Zachary Ryan  | 53-09-13-105-039.000-015 |        | 1B              | N  | \$ -                    | \$ -                    | \$ -                           | \$ -                       | \$ -                     | \$ -                     | \$ -                            | \$ -                        | \$ -                                 |
| Vaught, Bud Jack & Helen A.  | 53-09-12-402-007.000-015 | 1160   | 1B              | N  | \$ -                    | \$ -                    | \$ -                           | \$ -                       | \$ -                     | \$ -                     | \$ -                            | \$ -                        | \$ -                                 |
| Cloyd, Mary Felice   | 53-09-13-105-031.000-015 |        | 1B              | N  | \$ -                    | \$ -                    | \$ -                           | \$ -                       | \$ -                     | \$ -                     | \$ -                            | \$ -                        | \$ -                                 |
| Hamblen, Wendell D. & Norma Sue  | 53-09-13-102-016.000-015 |        | 1B              | N  | \$ -                    | \$ -                    | \$ -                           | \$ -                       | \$ -                     | \$ -                     | \$ -                            | \$ -                        | \$ -                                 |
| Costley Rentals South LLC  | 53-09-13-102-019.000-015 |        | 1B              | N  | \$ -                    | \$ -                    | \$ -                           | \$ -                       | \$ -                     | \$ 248.31                | \$ -                            | \$ 248.31                   | \$ 248.31                            |
| Jerrell, Phillip D. & Wilma R.   | 53-09-13-107-046.000-015 |        | 1B              | N  | \$ -                    | \$ -                    | \$ -                           | \$ -                       | \$ 45.70                 | \$ -                     | \$ -                            | \$ 45.70                    | \$ 45.70                             |
| Jewart, Harry B & Phyllis L  | 53-09-12-402-021.000-015 |        | 1B              | N  | \$ -                    | \$ -                    | \$ 342.00                      | \$ 342.00                  | \$ -                     | \$ -                     | \$ 865.35                       | \$ 865.35                   | \$ 523.35                            |
| Kinsler, Hazel , Gary & Connie; Peggy Prince; Betty Elkins                       | 53-09-12-401-008.000-015 |        | 1B              | N  | \$ -                    | \$ -                    | \$ -                           | \$ -                       | \$ -                     | \$ 455.06                | \$ -                            | \$ 455.06                   | \$ 455.06                            |
| Westward Ho LLC  | 53-08-17-203-001.000-009 |        | 1B              | N  | \$ -                    | \$ -                    | \$ -                           | \$ -                       | \$ -                     | \$ -                     | \$ -                            | \$ -                        | \$ -                                 |
| Bodle, Dawn  | 53-09-12-402-005.000-015 | 1322   | 1B              | N  | \$ -                    | \$ -                    | \$ -                           | \$ -                       | \$ -                     | \$ -                     | \$ -                            | \$ -                        | \$ -                                 |
| Barnhill, Martha J   | 53-09-13-404-044.000-015 | 1651   | 1B              | N  | \$ -                    | \$ -                    | \$ -                           | \$ -                       | \$ -                     | \$ -                     | \$ -                            | \$ -                        | \$ -                                 |
| Woodhaven-citation Homeowners Assoc., Inc.                                       | 53-09-13-404-058.000-015 |        | 1B              | N  | \$ -                    | \$ -                    | \$ -                           | \$ -                       | \$ -                     | \$ -                     | \$ -                            | \$ -                        | \$ -                                 |
| Faulkner, Thomas E.  | 53-09-13-401-043.000-015 | 1292   | 1B              | N  | \$ -                    | \$ -                    | \$ -                           | \$ -                       | \$ -                     | \$ 302.76                | \$ -                            | \$ 302.76                   | \$ 302.76                            |
| Ramsey, Robert & Sarah   | 53-09-13-401-037.000-015 | 1292   | 1B              | N  | \$ -                    | \$ -                    | \$ -                           | \$ -                       | \$ -                     | \$ -                     | \$ -                            | \$ -                        | \$ -                                 |
| Phillips, Hebe L   | 53-09-13-401-054.000-015 | 1292   | 1B              | N  | \$ -                    | \$ -                    | \$ -                           | \$ -                       | \$ -                     | \$ -                     | \$ -                            | \$ -                        | \$ -                                 |
| Kirk, Judith A.  | 53-09-13-401-035.000-015 | 1292   | 1B              | N  | \$ -                    | \$ -                    | \$ -                           | \$ -                       | \$ 33.46                 | \$ -                     | \$ -                            | \$ 33.46                    | \$ 33.46                             |
| Osborne, Richard M & Priscilla B   | 53-09-13-401-036.000-015 | 1292   | 1B              | N  | \$ -                    | \$ -                    | \$ -                           | \$ -                       | \$ -                     | \$ -                     | \$ -                            | \$ -                        | \$ -                                 |
| Fine, Byron A & Christine M  |                          |        |                 |    |                         |                         |                                |                            |                          |                          |                                 |                             |                                      |
| Zbikowski  | 53-09-13-401-047.000-015 | 1292   | 1B              | N  | \$ -                    | \$ -                    | \$ -                           | \$ -                       | \$ -                     | \$ 447.05                | \$ -                            | \$ 447.05                   | \$ 447.05                            |
| Ramsey, Ronald W & Judith  | 53-09-13-401-046.000-015 | 1292   | 1B              | N  | \$ -                    | \$ -                    | \$ -                           | \$ -                       | \$ 38.70                 | \$ -                     | \$ -                            | \$ 38.70                    | \$ 38.70                             |
| Cissell, Donald R & Linda S  | 53-09-13-401-048.000-015 | 1292   | 1B              | N  | \$ -                    | \$ -                    | \$ -                           | \$ -                       | \$ -                     | \$ -                     | \$ -                            | \$ -                        | \$ -                                 |
| Elliott, Brittny   | 53-09-13-401-012.000-015 | 1292   | 1B              | N  | \$ -                    | \$ -                    | \$ -                           | \$ -                       | \$ -                     | \$ -                     | \$ -                            | \$ -                        | \$ -                                 |
| Beebe, Elyse   | 53-09-13-401-018.000-015 | 1292   | 1B              | N  | \$ -                    | \$ -                    | \$ -                           | \$ -                       | \$ -                     | \$ -                     | \$ -                            | \$ -                        | \$ -                                 |
| Carlson, Lee T & Kristi L  | 53-09-13-401-010.000-015 | 1292   | 1B              | N  | \$ -                    | \$ -                    | \$ -                           | \$ -                       | \$ -                     | \$ -                     | \$ -                            | \$ -                        | \$ -                                 |
| Carroll, Brett A & Crystal A   | 53-09-13-401-023.000-015 | 1292   | 1B              | N  | \$ -                    | \$ -                    | \$ -                           | \$ -                       | \$ -                     | \$ -                     | \$ -                            | \$ -                        | \$ -                                 |
| Tatom, Ronald D & Saunders , Jane A  | 53-09-13-401-017.000-015 | 1292   | 1B              | N  | \$ -                    | \$ -                    | \$ -                           | \$ -                       | \$ -                     | \$ -                     | \$ -                            | \$ -                        | \$ -                                 |
| Knudsen, Zachary   | 53-09-13-401-055.000-015 | 1292   | 1B              | N  | \$ -                    | \$ -                    | \$ -                           | \$ -                       | \$ -                     | \$ -                     | \$ -                            | \$ -                        | \$ -                                 |
| Brennan, Bridget H   | 53-09-13-401-051.000-015 | 1292   | 1B              | N  | \$ -                    | \$ -                    | \$ -                           | \$ -                       | \$ 56.69                 | \$ -                     | \$ -                            | \$ 56.69                    | \$ 56.69                             |
| Burgess, Theresa A & Rick D  | 53-09-13-401-032.000-015 | 1292   | 1B              | N  | \$ -                    | \$ -                    | \$ -                           | \$ -                       | \$ 110.66                | \$ -                     | \$ -                            | \$ 110.66                   | \$ 110.66                            |
| Jessee, Christopher L & Martha Anna Nowicki                                      | 53-09-13-401-033.000-015 | 1292   | 1B              | N  | \$ -                    | \$ -                    | \$ -                           | \$ -                       | \$ -                     | \$ -                     | \$ -                            | \$ -                        | \$ -                                 |
| Antonetti, Lou Ann   | 53-09-13-106-027.000-015 |        | 1B              | N  | \$ -                    | \$ -                    | \$ 130.00                      | \$ 130.00                  | \$ -                     | \$ -                     | \$ 453.94                       | \$ 453.94                   | \$ 323.94                            |
| Murphy, Allan R  | 53-09-13-404-045.000-015 |        | 1B              | N  | \$ -                    | \$ -                    | \$ -                           | \$ -                       | \$ 6.24                  | \$ -                     | \$ -                            | \$ 6.24                     | \$ 6.24                              |
| Brane, Lawrence H & Sara E   | 53-09-13-404-034.000-015 |        | 1B              | N  | \$ -                    | \$ -                    | \$ -                           | \$ -                       | \$ -                     | \$ -                     | \$ -                            | \$ -                        | \$ -                                 |
| Sherfick, Stuart A & Robin M   | 53-09-13-404-024.000-015 |        | 1B              | N  | \$ -                    | \$ -                    | \$ -                           | \$ -                       | \$ -                     | \$ -                     | \$ -                            | \$ -                        | \$ -                                 |

# City of Bloomington



## Area #1B: South-West Annexation Area - Circuit Breaker Impacts Analysis

| Owner Name  | Parcel #                 | Waiver | Annexation Area | AG | Pre-Annex 1% CB Credits | Pre-Annex 2% CB Credits | Pre-Annex 65 & Over CB Credits | Pre-Annex Total CB Credits | Post-Annex 1% CB Credits | Post-Annex 2% CB Credits | Post-Annex 65 & Over CB Credits | Post-Annex Total CB Credits | Total Post-Annex CB Credits Increase |           |
|---|--------------------------|--------|-----------------|----|-------------------------|-------------------------|--------------------------------|----------------------------|--------------------------|--------------------------|---------------------------------|-----------------------------|--------------------------------------|-----------|
| Fyffe, Darlene S  | 53-09-13-404-022.000-015 |        | 1B              | N  | \$ -                    | \$ -                    | \$ -                           | \$ -                       | \$ -                     | \$ -                     | \$ -                            | \$ -                        | \$ -                                 |           |
| Meadows, Myla J   | 53-09-13-404-010.000-015 |        | 1B              | N  | \$ -                    | \$ -                    | \$ 274.00                      | \$ 274.00                  | \$ -                     | \$ -                     | \$ -                            | \$ 1,055.46                 | \$ 1,055.46                          | \$ 781.46 |
| Wheeler, Ryan O & Victoria C  | 53-09-13-404-051.000-015 |        | 1B              | N  | \$ -                    | \$ -                    | \$ -                           | \$ -                       | \$ -                     | \$ -                     | \$ -                            | \$ -                        | \$ -                                 |           |
| Mc Artor, Vercyleana A  | 53-09-13-404-012.000-015 |        | 1B              | N  | \$ -                    | \$ -                    | \$ -                           | \$ -                       | \$ -                     | \$ -                     | \$ -                            | \$ -                        | \$ -                                 |           |
| Brown, Jay  | 53-09-13-404-025.000-015 |        | 1B              | N  | \$ -                    | \$ -                    | \$ -                           | \$ -                       | \$ -                     | \$ 440.29                | \$ -                            | \$ 440.29                   | \$ 440.29                            |           |
| Bass, Kevin & Janet E   | 53-09-13-404-036.000-015 |        | 1B              | N  | \$ -                    | \$ -                    | \$ -                           | \$ -                       | \$ -                     | \$ -                     | \$ -                            | \$ -                        | \$ -                                 |           |
| Drake, Elizabeth A  | 53-09-13-404-019.000-015 |        | 1B              | N  | \$ -                    | \$ -                    | \$ -                           | \$ -                       | \$ -                     | \$ -                     | \$ -                            | \$ -                        | \$ -                                 |           |
| Smith, Thomas J & Jessica J   | 53-09-13-404-035.000-015 |        | 1B              | N  | \$ -                    | \$ -                    | \$ -                           | \$ -                       | \$ -                     | \$ -                     | \$ -                            | \$ -                        | \$ -                                 |           |
| Foutz, Ginger L   | 53-09-13-404-013.000-015 |        | 1B              | N  | \$ -                    | \$ -                    | \$ -                           | \$ -                       | \$ -                     | \$ -                     | \$ -                            | \$ -                        | \$ -                                 |           |
| Lessig, Alan R. & Peggy Sue   | 53-09-13-404-023.000-015 |        | 1B              | N  | \$ -                    | \$ -                    | \$ -                           | \$ -                       | \$ 90.04                 | \$ -                     | \$ -                            | \$ 90.04                    | \$ 90.04                             |           |
| Kramer, Jo Anne   | 53-09-13-404-017.000-015 |        | 1B              | N  | \$ -                    | \$ -                    | \$ -                           | \$ -                       | \$ 15.03                 | \$ -                     | \$ -                            | \$ 15.03                    | \$ 15.03                             |           |
| Reid, Caleb A; Dorantes, Cindy Cruz   | 53-09-13-404-028.000-015 |        | 1B              | N  | \$ -                    | \$ -                    | \$ -                           | \$ -                       | \$ 55.54                 | \$ -                     | \$ -                            | \$ 55.54                    | \$ 55.54                             |           |
| Foster, Kevin   | 53-09-13-105-033.000-015 |        | 1B              | N  | \$ -                    | \$ -                    | \$ -                           | \$ -                       | \$ -                     | \$ -                     | \$ -                            | \$ -                        | \$ -                                 |           |
| Anderson, Burton Arkell & Mitze Revocable Living Trust                            | 53-09-13-101-033.000-015 |        | 1B              | N  | \$ -                    | \$ -                    | \$ -                           | \$ -                       | \$ -                     | \$ -                     | \$ -                            | \$ -                        | \$ -                                 |           |
| Klofta, Gus   | 53-09-13-104-031.000-015 |        | 1B              | N  | \$ -                    | \$ -                    | \$ -                           | \$ -                       | \$ -                     | \$ -                     | \$ -                            | \$ -                        | \$ -                                 |           |
| Payne, Carl Richard Revocable Trust   | 53-09-13-404-039.000-015 |        | 1B              | N  | \$ -                    | \$ -                    | \$ -                           | \$ -                       | \$ 409.87                | \$ -                     | \$ -                            | \$ 409.87                   | \$ 409.87                            |           |
| Hartsock, Leslie S & Tammie L   | 53-09-13-404-016.000-015 |        | 1B              | N  | \$ -                    | \$ -                    | \$ -                           | \$ -                       | \$ -                     | \$ -                     | \$ -                            | \$ -                        | \$ -                                 |           |
| Haro, Lilia M   | 53-09-13-404-055.000-015 |        | 1B              | N  | \$ -                    | \$ -                    | \$ -                           | \$ -                       | \$ -                     | \$ -                     | \$ -                            | \$ -                        | \$ -                                 |           |
| Williams, Steven D & Evans, Stacey E  | 53-09-13-407-003.000-015 | 1129   | 1B              | N  | \$ -                    | \$ -                    | \$ -                           | \$ -                       | \$ -                     | \$ 313.39                | \$ -                            | \$ 313.39                   | \$ 313.39                            |           |
| Richardson, Vivian L & Melton, Walter Jr  | 53-09-13-103-007.000-015 |        | 1B              | N  | \$ -                    | \$ -                    | \$ -                           | \$ -                       | \$ -                     | \$ -                     | \$ -                            | \$ -                        | \$ -                                 |           |
| Hosler, James H. & Victoria A.  | 53-09-13-105-035.000-015 |        | 1B              | N  | \$ -                    | \$ -                    | \$ -                           | \$ -                       | \$ -                     | \$ -                     | \$ -                            | \$ -                        | \$ -                                 |           |
| Evans, William C & Diana K  | 53-09-13-101-008.000-015 |        | 1B              | N  | \$ -                    | \$ -                    | \$ -                           | \$ -                       | \$ -                     | \$ -                     | \$ -                            | \$ -                        | \$ -                                 |           |
| Vernon, Norma Joan; Wiesler, Sandra Jean Unversaw; Unversaw, Ralph Allen & Brown, | 53-09-12-402-027.000-015 |        | 1B              | N  | \$ -                    | \$ -                    | \$ 26.00                       | \$ 26.00                   | \$ -                     | \$ -                     | \$ 673.71                       | \$ 673.71                   | \$ 647.71                            |           |
| T & S Home Improvements LLC   | 53-09-13-407-013.000-015 |        | 1B              | N  | \$ -                    | \$ -                    | \$ -                           | \$ -                       | \$ -                     | \$ -                     | \$ -                            | \$ -                        | \$ -                                 |           |
| Powell, Troy E & Carol J  | 53-09-13-409-015.000-015 | 1790   | 1B              | N  | \$ -                    | \$ -                    | \$ -                           | \$ -                       | \$ -                     | \$ -                     | \$ -                            | \$ -                        | \$ -                                 |           |
| Kidner, Ria Quintana & Jonathan Everett   | 53-09-13-400-059.000-015 |        | 1B              | N  | \$ -                    | \$ -                    | \$ -                           | \$ -                       | \$ 98.70                 | \$ -                     | \$ -                            | \$ 98.70                    | \$ 98.70                             |           |
| Southern, Wendell L. & Helen J.   | 53-09-13-400-015.000-015 |        | 1B              | N  | \$ -                    | \$ -                    | \$ -                           | \$ -                       | \$ -                     | \$ -                     | \$ -                            | \$ -                        | \$ -                                 |           |
| Southern, Wendell L. & Helen J.   | 53-09-13-400-079.000-015 |        | 1B              | N  | \$ -                    | \$ -                    | \$ -                           | \$ -                       | \$ -                     | \$ -                     | \$ -                            | \$ -                        | \$ -                                 |           |
| Southern, Wendell L. & Helen J.   | 53-09-13-400-078.000-015 |        | 1B              | N  | \$ -                    | \$ -                    | \$ -                           | \$ -                       | \$ -                     | \$ -                     | \$ -                            | \$ -                        | \$ -                                 |           |
| Abbott, Jerry Francis & Velma Darlene Revocable Trust                             | 53-09-13-400-048.000-015 |        | 1B              | N  | \$ -                    | \$ -                    | \$ -                           | \$ -                       | \$ -                     | \$ -                     | \$ -                            | \$ -                        | \$ -                                 |           |
| Bennett, Fredrick E; Pierson-Bennett, Latanya M                                   | 53-09-13-400-076.000-015 |        | 1B              | N  | \$ -                    | \$ -                    | \$ -                           | \$ -                       | \$ -                     | \$ -                     | \$ -                            | \$ -                        | \$ -                                 |           |
| Wells, Richard Dale   | 53-09-13-400-040.000-015 |        | 1B              | N  | \$ -                    | \$ -                    | \$ -                           | \$ -                       | \$ -                     | \$ -                     | \$ -                            | \$ -                        | \$ -                                 |           |
| State of Indiana  | 53-09-13-400-019.000-015 | 1636   | 1B              | N  | \$ -                    | \$ -                    | \$ -                           | \$ -                       | \$ -                     | \$ -                     | \$ -                            | \$ -                        | \$ -                                 |           |
| Cardosa, Simone E; Toney, Allison R   | 53-09-13-402-008.000-015 | 1629   | 1B              | N  | \$ -                    | \$ -                    | \$ -                           | \$ -                       | \$ -                     | \$ -                     | \$ -                            | \$ -                        | \$ -                                 |           |
| Smith, Donald E & Beverly J Trust   | 53-09-12-402-033.000-015 | 1188   | 1B              | N  | \$ -                    | \$ -                    | \$ -                           | \$ -                       | \$ 9.75                  | \$ -                     | \$ -                            | \$ 9.75                     | \$ 9.75                              |           |
| State of Indiana  | 53-09-13-400-007.000-015 |        | 1B              | N  | \$ -                    | \$ -                    | \$ -                           | \$ -                       | \$ -                     | \$ -                     | \$ -                            | \$ -                        | \$ -                                 |           |
| Jones, Jeffrey S  | 53-09-13-102-026.000-015 |        | 1B              | N  | \$ -                    | \$ -                    | \$ -                           | \$ -                       | \$ -                     | \$ 253.81                | \$ -                            | \$ 253.81                   | \$ 253.81                            |           |
| Taylor, Pilar   | 53-09-12-402-038.000-015 |        | 1B              | N  | \$ -                    | \$ -                    | \$ -                           | \$ -                       | \$ 105.41                | \$ -                     | \$ -                            | \$ 105.41                   | \$ 105.41                            |           |
| Bowlen, Tara L & Andrew B   | 53-09-13-103-002.000-015 |        | 1B              | N  | \$ -                    | \$ -                    | \$ -                           | \$ -                       | \$ -                     | \$ -                     | \$ -                            | \$ -                        | \$ -                                 |           |
| Jones, Tami   | 53-09-13-105-015.000-015 |        | 1B              | N  | \$ -                    | \$ -                    | \$ -                           | \$ -                       | \$ -                     | \$ -                     | \$ -                            | \$ -                        | \$ -                                 |           |

# City of Bloomington



## Area #1B: South-West Annexation Area - Circuit Breaker Impacts Analysis

| Owner Name   | Parcel #                 | Waiver | Annexation Area | AG | Pre-Annex 1% CB Credits | Pre-Annex 2% CB Credits | Pre-Annex 65 & Over CB Credits | Pre-Annex Total CB Credits | Post-Annex 1% CB Credits | Post-Annex 2% CB Credits | Post-Annex 65 & Over CB Credits | Post-Annex Total CB Credits | Total Post-Annex CB Credits Increase |
|--|--------------------------|--------|-----------------|----|-------------------------|-------------------------|--------------------------------|----------------------------|--------------------------|--------------------------|---------------------------------|-----------------------------|--------------------------------------|
| Mugford, Amy D & Floyd; Kappel, Katrina            | 53-08-17-405-025.000-008 |        | 1B              | N  | \$ -                    | \$ -                    | \$ -                           | \$ -                       | \$ 541.43                | \$ -                     | \$ -                            | \$ 541.43                   | \$ 541.43                            |
| Young, Linda A Trust                               | 53-08-17-405-031.000-008 |        | 1B              | N  | \$ -                    | \$ -                    | \$ -                           | \$ -                       | \$ 231.32                | \$ -                     | \$ -                            | \$ 231.32                   | \$ 231.32                            |
| Ramey, Kent Emerson & Case, Tina Lee               | 53-08-17-405-021.000-008 |        | 1B              | N  | \$ -                    | \$ -                    | \$ -                           | \$ -                       | \$ 307.92                | \$ -                     | \$ -                            | \$ 307.92                   | \$ 307.92                            |
| Goble, Tyler S                                     | 53-08-17-405-032.000-008 |        | 1B              | N  | \$ -                    | \$ -                    | \$ -                           | \$ -                       | \$ 155.96                | \$ -                     | \$ -                            | \$ 155.96                   | \$ 155.96                            |
| Heckler, Tara K & Adam K                           | 53-08-17-405-005.000-008 |        | 1B              | N  | \$ -                    | \$ -                    | \$ -                           | \$ -                       | \$ 191.15                | \$ -                     | \$ -                            | \$ 191.15                   | \$ 191.15                            |
| Aslami, Syd Sulman                                 | 53-08-17-405-006.000-008 |        | 1B              | N  | \$ -                    | \$ -                    | \$ -                           | \$ -                       | \$ 5.67                  | \$ -                     | \$ -                            | \$ 5.67                     | \$ 5.67                              |
| Moore, Maurice Duane & Denise A                    | 53-08-17-405-009.000-008 |        | 1B              | N  | \$ -                    | \$ -                    | \$ -                           | \$ -                       | \$ 358.43                | \$ -                     | \$ -                            | \$ 358.43                   | \$ 358.43                            |
| Weakly, Joshua Robert & Rachel V                   | 53-08-17-405-011.000-008 |        | 1B              | N  | \$ -                    | \$ -                    | \$ -                           | \$ -                       | \$ 171.29                | \$ -                     | \$ -                            | \$ 171.29                   | \$ 171.29                            |
| Baugh, Laura M                                     | 53-08-17-405-010.000-008 |        | 1B              | N  | \$ -                    | \$ -                    | \$ -                           | \$ -                       | \$ 131.12                | \$ -                     | \$ -                            | \$ 131.12                   | \$ 131.12                            |
| Kirtland, John W & Sharon V                        | 53-08-17-405-013.000-008 |        | 1B              | N  | \$ -                    | \$ -                    | \$ -                           | \$ -                       | \$ 245.39                | \$ -                     | \$ -                            | \$ 245.39                   | \$ 245.39                            |
| Clarke, Lisa R                                     | 53-08-17-405-017.000-008 |        | 1B              | N  | \$ -                    | \$ -                    | \$ -                           | \$ -                       | \$ 93.07                 | \$ -                     | \$ -                            | \$ 93.07                    | \$ 93.07                             |
| McMichael, Lisa                                    | 53-08-17-405-012.000-008 |        | 1B              | N  | \$ -                    | \$ -                    | \$ -                           | \$ -                       | \$ 88.89                 | \$ -                     | \$ -                            | \$ 88.89                    | \$ 88.89                             |
| Stolz, Jeannette                                   | 53-08-17-405-016.000-008 |        | 1B              | N  | \$ -                    | \$ -                    | \$ -                           | \$ -                       | \$ 23.88                 | \$ -                     | \$ -                            | \$ 23.88                    | \$ 23.88                             |
| Mellon, Mary R                                     | 53-08-17-405-019.000-008 |        | 1B              | N  | \$ -                    | \$ -                    | \$ -                           | \$ -                       | \$ 112.49                | \$ -                     | \$ -                            | \$ 112.49                   | \$ 112.49                            |
| Joseph Christine LLC                               | 53-08-17-404-021.000-008 | 2094   | 1B              | N  | \$ -                    | \$ -                    | \$ -                           | \$ -                       | \$ -                     | \$ 434.61                | \$ -                            | \$ 434.61                   | \$ 434.61                            |
| Johnson, Larry Dale                                | 53-08-17-404-014.000-008 | 2431   | 1B              | N  | \$ -                    | \$ -                    | \$ -                           | \$ -                       | \$ 131.99                | \$ -                     | \$ -                            | \$ 131.99                   | \$ 131.99                            |
| American Homes 4 Rent Properties Six LLC           | 53-08-17-404-034.000-008 | 2033   | 1B              | N  | \$ -                    | \$ -                    | \$ -                           | \$ -                       | \$ -                     | \$ 440.52                | \$ -                            | \$ 440.52                   | \$ 440.52                            |
| Gleyze, Jacqueline Susan & Gleyze, Jacques & Lydia | 53-08-17-404-002.000-008 | 2541   | 1B              | N  | \$ -                    | \$ -                    | \$ -                           | \$ -                       | \$ 74.41                 | \$ -                     | \$ -                            | \$ 74.41                    | \$ 74.41                             |
| Buuck, John A & Mary E                             | 53-08-17-404-033.000-008 | 2426   | 1B              | N  | \$ -                    | \$ -                    | \$ -                           | \$ -                       | \$ 34.65                 | \$ -                     | \$ -                            | \$ 34.65                    | \$ 34.65                             |
| Lochmiller, Chad R & Lester, Jessica N             | 53-08-17-404-020.000-008 |        | 1B              | N  | \$ -                    | \$ -                    | \$ -                           | \$ -                       | \$ 153.10                | \$ -                     | \$ -                            | \$ 153.10                   | \$ 153.10                            |
| Miller, Mark & Leslie                              | 53-08-17-404-006.000-008 |        | 1B              | N  | \$ -                    | \$ -                    | \$ -                           | \$ -                       | \$ 265.26                | \$ -                     | \$ -                            | \$ 265.26                   | \$ 265.26                            |
| Rall, Christopher & Sue                            | 53-08-17-404-008.000-008 | 2424   | 1B              | N  | \$ -                    | \$ -                    | \$ -                           | \$ -                       | \$ -                     | \$ 377.49                | \$ -                            | \$ 377.49                   | \$ 377.49                            |
| Koss, Alan & Layer, Errin                          | 53-08-17-404-010.000-008 | 2430   | 1B              | N  | \$ -                    | \$ -                    | \$ -                           | \$ -                       | \$ 246.22                | \$ -                     | \$ -                            | \$ 246.22                   | \$ 246.22                            |
| Smelser, William C & Sheila S                      | 53-01-40-379-000.000-008 |        | 1B              | N  | \$ -                    | \$ -                    | \$ -                           | \$ -                       | \$ -                     | \$ 535.79                | \$ -                            | \$ 535.79                   | \$ 535.79                            |
| Board Of Commissioners Of Monroe Co                | 53-09-13-400-087.000-015 |        | 1B              | N  | \$ -                    | \$ -                    | \$ -                           | \$ -                       | \$ -                     | \$ -                     | \$ -                            | \$ -                        | \$ -                                 |
| Hernane, Matthew & Allison                         | 53-09-13-400-076.012-015 | 2512   | 1B              | N  | \$ -                    | \$ -                    | \$ -                           | \$ -                       | \$ -                     | \$ -                     | \$ -                            | \$ -                        | \$ -                                 |

# City of Bloomington

## Area #1C: South-West Annexation Area - Circuit Breaker Impacts Analysis



| Owner Name   | Parcel #                 | Waiver | Annexation Area | AG | Pre-Annex 1% CB Credits | Pre-Annex 2% CB Credits | Pre-Annex 65 & Over CB Credits | Pre-Annex Total CB Credits | Post-Annex 1% CB Credits | Post-Annex 2% CB Credits | Post-Annex 65 & Over CB Credits | Post-Annex Total CB Credits | Total Post-Annex CB Credits Increase |
|--|--------------------------|--------|-----------------|----|-------------------------|-------------------------|--------------------------------|----------------------------|--------------------------|--------------------------|---------------------------------|-----------------------------|--------------------------------------|
| Snyder, Jill                                       | 53-09-13-300-016.000-015 |        | 1C              | N  | \$ -                    | \$ -                    | \$ -                           | \$ -                       | \$ 101.89                | \$ -                     | \$ -                            | \$ 101.89                   | \$ 101.89                            |
| Guevara-Viveros, Jose: Leon-Viveros, Ana Rosa      | 53-09-13-202-025.000-015 | 1568   | 1C              | N  | \$ -                    | \$ -                    | \$ -                           | \$ -                       | \$ -                     | \$ 320.89                | \$ -                            | \$ 320.89                   | \$ 320.89                            |
| Teague, Heather Lynn                               | 53-09-13-202-017.000-015 | 1568   | 1C              | N  | \$ -                    | \$ -                    | \$ -                           | \$ -                       | \$ -                     | \$ -                     | \$ -                            | \$ -                        | \$ -                                 |
| Robertson, Paula M                                 | 53-09-13-202-016.000-015 | 1568   | 1C              | N  | \$ -                    | \$ -                    | \$ -                           | \$ -                       | \$ -                     | \$ -                     | \$ -                            | \$ -                        | \$ -                                 |
| Mullis, Larry K & Harriet                          | 53-09-13-202-007.000-015 | 1568   | 1C              | N  | \$ -                    | \$ -                    | \$ -                           | \$ -                       | \$ -                     | \$ -                     | \$ -                            | \$ -                        | \$ -                                 |
| Coddington, Beverly A                              | 53-09-13-202-022.000-015 | 1568   | 1C              | N  | \$ -                    | \$ -                    | \$ 9.00                        | \$ 9.00                    | \$ -                     | \$ -                     | \$ 188.09                       | \$ 188.09                   | \$ 179.09                            |
| Jenkins, Kimberly M & Kevin L                      | 53-09-13-202-015.000-015 | 1568   | 1C              | N  | \$ -                    | \$ -                    | \$ -                           | \$ -                       | \$ -                     | \$ -                     | \$ -                            | \$ -                        | \$ -                                 |
| Montgomery, Amanda R & John F                      | 53-09-13-202-005.000-015 | 1568   | 1C              | N  | \$ -                    | \$ -                    | \$ -                           | \$ -                       | \$ -                     | \$ -                     | \$ -                            | \$ -                        | \$ -                                 |
| Kinser, Braden L                                   | 53-09-13-202-024.000-015 | 1568   | 1C              | N  | \$ -                    | \$ -                    | \$ -                           | \$ -                       | \$ -                     | \$ -                     | \$ -                            | \$ -                        | \$ -                                 |
| Jones, Jerri A                                     | 53-09-13-202-010.000-015 | 1568   | 1C              | N  | \$ -                    | \$ -                    | \$ -                           | \$ -                       | \$ -                     | \$ -                     | \$ -                            | \$ -                        | \$ -                                 |
| Ramirez, Eduardo Hurtado & Belinda Johnson-Hurtado | 53-09-13-202-011.000-015 | 1568   | 1C              | N  | \$ -                    | \$ -                    | \$ -                           | \$ -                       | \$ -                     | \$ -                     | \$ -                            | \$ -                        | \$ -                                 |
| Parks, Gregory D                                   | 53-09-13-202-013.000-015 | 1568   | 1C              | N  | \$ -                    | \$ -                    | \$ -                           | \$ -                       | \$ -                     | \$ 206.25                | \$ -                            | \$ 206.25                   | \$ 206.25                            |
| Carpenter, Kimberly J                              | 53-09-13-202-012.000-015 | 1568   | 1C              | N  | \$ -                    | \$ -                    | \$ -                           | \$ -                       | \$ -                     | \$ -                     | \$ -                            | \$ -                        | \$ -                                 |
| Wilson, Paula L                                    | 53-09-13-202-020.000-015 | 1568   | 1C              | N  | \$ -                    | \$ -                    | \$ -                           | \$ -                       | \$ -                     | \$ -                     | \$ 19.11                        | \$ 19.11                    | \$ 19.11                             |
| Siedl, Kenneth L & Carla Y                         | 53-09-13-202-019.000-015 | 1568   | 1C              | N  | \$ -                    | \$ -                    | \$ -                           | \$ -                       | \$ -                     | \$ -                     | \$ -                            | \$ -                        | \$ -                                 |
| Walker, Charles R                                  | 53-09-13-200-016.000-015 | 1568   | 1C              | N  | \$ -                    | \$ -                    | \$ -                           | \$ -                       | \$ -                     | \$ -                     | \$ -                            | \$ -                        | \$ -                                 |
| McKee, Jamie Lynn                                  | 53-09-13-200-026.000-015 | 1568   | 1C              | N  | \$ -                    | \$ -                    | \$ -                           | \$ -                       | \$ -                     | \$ -                     | \$ -                            | \$ -                        | \$ -                                 |
| Spencer, Sonya & John                              | 53-09-13-200-015.000-015 | 1568   | 1C              | N  | \$ -                    | \$ -                    | \$ -                           | \$ -                       | \$ -                     | \$ -                     | \$ -                            | \$ -                        | \$ -                                 |
| Burris, James I & Eula F                           | 53-09-13-200-022.000-015 | 1568   | 1C              | N  | \$ -                    | \$ -                    | \$ -                           | \$ -                       | \$ -                     | \$ -                     | \$ -                            | \$ -                        | \$ -                                 |
| Logan, Laura A & Patricia A                        | 53-09-13-200-012.000-015 | 1568   | 1C              | N  | \$ -                    | \$ -                    | \$ -                           | \$ -                       | \$ -                     | \$ 225.03                | \$ -                            | \$ 225.03                   | \$ 225.03                            |
| Wray, Dennis D & Janice E                          | 53-09-13-200-021.000-015 | 2078   | 1C              | N  | \$ -                    | \$ -                    | \$ -                           | \$ -                       | \$ -                     | \$ -                     | \$ -                            | \$ -                        | \$ -                                 |
| Varvel, Patrick John & Brown, Kelly Lynn           | 53-09-13-200-011.000-015 | 1568   | 1C              | N  | \$ -                    | \$ -                    | \$ -                           | \$ -                       | \$ -                     | \$ 204.75                | \$ -                            | \$ 204.75                   | \$ 204.75                            |
| Johnson, Rodney & Nakia Wells                      | 53-09-13-200-020.000-015 | 1568   | 1C              | N  | \$ -                    | \$ -                    | \$ -                           | \$ -                       | \$ -                     | \$ -                     | \$ -                            | \$ -                        | \$ -                                 |
| Porter, Barbara                                    | 53-09-13-200-036.000-015 | 1568   | 1C              | N  | \$ -                    | \$ -                    | \$ -                           | \$ -                       | \$ -                     | \$ 190.23                | \$ -                            | \$ 190.23                   | \$ 190.23                            |
| Santiago, Oscar De & Maria Del Carmen Garcia       | 53-09-13-200-049.000-015 | 1568   | 1C              | N  | \$ -                    | \$ -                    | \$ -                           | \$ -                       | \$ -                     | \$ -                     | \$ -                            | \$ -                        | \$ -                                 |
| Fuller, Andrew W & Chelsea D                       | 53-09-13-200-068.000-015 | 1568   | 1C              | N  | \$ -                    | \$ -                    | \$ -                           | \$ -                       | \$ -                     | \$ -                     | \$ -                            | \$ -                        | \$ -                                 |
| DeSantiago- Moreno, Manuel De Jesus & Elva         | 53-09-13-200-067.000-015 | 1568   | 1C              | N  | \$ -                    | \$ -                    | \$ -                           | \$ -                       | \$ -                     | \$ -                     | \$ -                            | \$ -                        | \$ -                                 |
| Castillo, Jannamaire                               | 53-09-13-200-066.027-015 | 1568   | 1C              | N  | \$ -                    | \$ -                    | \$ -                           | \$ -                       | \$ -                     | \$ -                     | \$ -                            | \$ -                        | \$ -                                 |
| Vidaurri, Jesus & Perla Rodriguez De               | 53-09-13-200-066.028-015 | 1568   | 1C              | N  | \$ -                    | \$ -                    | \$ -                           | \$ -                       | \$ -                     | \$ -                     | \$ -                            | \$ -                        | \$ -                                 |
| Perry, Joni L                                      | 53-09-13-200-066.029-015 | 1568   | 1C              | N  | \$ -                    | \$ -                    | \$ -                           | \$ -                       | \$ -                     | \$ -                     | \$ -                            | \$ -                        | \$ -                                 |
| Bogue, Kristin L                                   | 53-09-13-200-066.030-015 | 1568   | 1C              | N  | \$ -                    | \$ -                    | \$ -                           | \$ -                       | \$ -                     | \$ -                     | \$ -                            | \$ -                        | \$ -                                 |
| Valkyrie, Samantha A                               | 53-09-13-200-066.031-015 | 1568   | 1C              | N  | \$ -                    | \$ -                    | \$ -                           | \$ -                       | \$ -                     | \$ -                     | \$ -                            | \$ -                        | \$ -                                 |
| Knight, Bennie                                     | 53-09-13-300-009.000-015 |        | 1C              | N  | \$ -                    | \$ -                    | \$ -                           | \$ -                       | \$ -                     | \$ 272.59                | \$ -                            | \$ 272.59                   | \$ 272.59                            |
| Blyly, Ryan E.                                     | 53-09-13-300-004.000-015 |        | 1C              | N  | \$ -                    | \$ -                    | \$ -                           | \$ -                       | \$ 324.32                | \$ -                     | \$ -                            | \$ 324.32                   | \$ 324.32                            |
| Urbina-Hernandez, Noe & Flores, Araceli            | 53-09-13-200-066.032-015 | 1568   | 1C              | N  | \$ -                    | \$ -                    | \$ -                           | \$ -                       | \$ -                     | \$ -                     | \$ -                            | \$ -                        | \$ -                                 |
| Rivas, Gloria G                                    | 53-09-13-200-066.033-015 | 1568   | 1C              | N  | \$ -                    | \$ -                    | \$ -                           | \$ -                       | \$ -                     | \$ -                     | \$ -                            | \$ -                        | \$ -                                 |
| Garcia-Sanchez, Ismael & Paredes-Rodriguez, Sarah  | 53-09-13-200-066.034-015 | 1568   | 1C              | N  | \$ -                    | \$ -                    | \$ -                           | \$ -                       | \$ -                     | \$ -                     | \$ -                            | \$ -                        | \$ -                                 |
| Lawson, Paula J                                    | 53-09-13-200-066.035-015 | 1568   | 1C              | N  | \$ -                    | \$ -                    | \$ -                           | \$ -                       | \$ -                     | \$ -                     | \$ -                            | \$ -                        | \$ -                                 |
| Evans, Jesse W                                     | 53-09-13-200-066.036-015 | 1568   | 1C              | N  | \$ -                    | \$ -                    | \$ -                           | \$ -                       | \$ -                     | \$ -                     | \$ -                            | \$ -                        | \$ -                                 |
| Shore, Lisa  | 53-09-13-200-066.037-015 | 1568   | 1C              | N  | \$ -                    | \$ -                    | \$ -                           | \$ -                       | \$ -                     | \$ -                     | \$ -                            | \$ -                        | \$ -                                 |
| Hunt, Melissa                                      | 53-09-13-200-066.038-015 | 1568   | 1C              | N  | \$ -                    | \$ -                    | \$ -                           | \$ -                       | \$ -                     | \$ -                     | \$ -                            | \$ -                        | \$ -                                 |
| Lentz, Linda                                       | 53-09-13-200-066.039-015 | 1568   | 1C              | N  | \$ -                    | \$ -                    | \$ -                           | \$ -                       | \$ -                     | \$ -                     | \$ -                            | \$ -                        | \$ -                                 |

# City of Bloomington



## Area #1C: South-West Annexation Area - Circuit Breaker Impacts Analysis

| Owner Name                                       | Parcel #                 | Waiver | Annexation Area | AG | Pre-Annex 1% CB Credits | Pre-Annex 2% CB Credits | Pre-Annex 65 & Over CB Credits | Pre-Annex Total CB Credits | Post-Annex 1% CB Credits | Post-Annex 2% CB Credits | Post-Annex 65 & Over CB Credits | Post-Annex Total CB Credits | Total Post-Annex CB Credits Increase |
|--|--------------------------|--------|-----------------|----|-------------------------|-------------------------|--------------------------------|----------------------------|--------------------------|--------------------------|---------------------------------|-----------------------------|--------------------------------------|
| Cedar Chase Community Association INC            | 53-09-13-200-066.040-015 | 1568   | 1C              | N  | \$ -                    | \$ -                    | \$ -                           | \$ -                       | \$ -                     | \$ -                     | \$ -                            | \$ -                        | \$ -                                 |
| Cedar Chase Community Association INC            | 53-09-13-200-066.041-015 | 1568   | 1C              | N  | \$ -                    | \$ -                    | \$ -                           | \$ -                       | \$ -                     | \$ -                     | \$ -                            | \$ -                        | \$ -                                 |
| Vest, Kabrina R                                  | 53-09-13-200-066.042-015 | 1568   | 1C              | N  | \$ -                    | \$ -                    | \$ -                           | \$ -                       | \$ -                     | \$ -                     | \$ -                            | \$ -                        | \$ -                                 |
| Rogers, Noah & Natasha                           | 53-09-13-200-066.043-015 | 1568   | 1C              | N  | \$ -                    | \$ -                    | \$ -                           | \$ -                       | \$ -                     | \$ -                     | \$ -                            | \$ -                        | \$ -                                 |
| Zaragoza-Reyes, Eliseo & Reyes-Sanchez, Brenda   | 53-09-13-200-066.044-015 | 1568   | 1C              | N  | \$ -                    | \$ -                    | \$ -                           | \$ -                       | \$ -                     | \$ -                     | \$ -                            | \$ -                        | \$ -                                 |
| Segura-Silva, Emanuel & Blanca Reyes-Sanchez     | 53-09-13-200-066.045-015 | 1568   | 1C              | N  | \$ -                    | \$ -                    | \$ -                           | \$ -                       | \$ -                     | \$ -                     | \$ -                            | \$ -                        | \$ -                                 |
| Wright, Faith                                    | 53-09-13-200-066.046-015 | 1568   | 1C              | N  | \$ -                    | \$ -                    | \$ -                           | \$ -                       | \$ -                     | \$ -                     | \$ -                            | \$ -                        | \$ -                                 |
| Horn, Crystal                                    | 53-09-13-200-066.047-015 | 1568   | 1C              | N  | \$ -                    | \$ -                    | \$ -                           | \$ -                       | \$ -                     | \$ -                     | \$ -                            | \$ -                        | \$ -                                 |
| Mosier, Ryan P & Amanda D                        | 53-09-13-200-066.048-015 | 1568   | 1C              | N  | \$ -                    | \$ -                    | \$ -                           | \$ -                       | \$ -                     | \$ -                     | \$ -                            | \$ -                        | \$ -                                 |
| Rivera, Carrie B                                 | 53-09-13-200-066.049-015 | 1568   | 1C              | N  | \$ -                    | \$ -                    | \$ -                           | \$ -                       | \$ -                     | \$ -                     | \$ -                            | \$ -                        | \$ -                                 |
| Kindig, Martin                                   | 53-09-13-200-066.050-015 | 1568   | 1C              | N  | \$ -                    | \$ -                    | \$ -                           | \$ -                       | \$ -                     | \$ -                     | \$ -                            | \$ -                        | \$ -                                 |
| Tlahuex-Aca, Yolanda & Tlahuex-Auatl, Fulgenco   | 53-09-13-200-066.051-015 | 1568   | 1C              | N  | \$ -                    | \$ -                    | \$ -                           | \$ -                       | \$ -                     | \$ -                     | \$ -                            | \$ -                        | \$ -                                 |
| Plantz, Chelsen                                  | 53-09-13-200-066.052-015 | 1568   | 1C              | N  | \$ -                    | \$ -                    | \$ -                           | \$ -                       | \$ -                     | \$ -                     | \$ -                            | \$ -                        | \$ -                                 |
| Cielo, Osbaldo                                   | 53-09-13-200-066.053-015 | 1568   | 1C              | N  | \$ -                    | \$ -                    | \$ -                           | \$ -                       | \$ -                     | \$ -                     | \$ -                            | \$ -                        | \$ -                                 |
| Fernandez-Mayge, Walter & Deyanira Pulido-Arene  | 53-09-13-200-066.054-015 | 1568   | 1C              | N  | \$ -                    | \$ -                    | \$ -                           | \$ -                       | \$ -                     | \$ -                     | \$ -                            | \$ -                        | \$ -                                 |
| Aca-Jimenez, Belen                               | 53-09-13-200-066.055-015 | 1568   | 1C              | N  | \$ -                    | \$ -                    | \$ -                           | \$ -                       | \$ -                     | \$ -                     | \$ -                            | \$ -                        | \$ -                                 |
| Worman, Diana L                                  | 53-09-13-200-066.056-015 | 1568   | 1C              | N  | \$ -                    | \$ -                    | \$ -                           | \$ -                       | \$ -                     | \$ -                     | \$ -                            | \$ -                        | \$ -                                 |
| Gonzalez, Maria                                  | 53-09-13-200-069.000-015 | 1568   | 1C              | N  | \$ -                    | \$ -                    | \$ -                           | \$ -                       | \$ -                     | \$ -                     | \$ -                            | \$ -                        | \$ -                                 |
| Robison, Melissa R; Robison, Floyd F & Elizabeth | 53-09-13-200-072.000-015 | 1568   | 1C              | N  | \$ -                    | \$ -                    | \$ -                           | \$ -                       | \$ -                     | \$ -                     | \$ -                            | \$ -                        | \$ -                                 |
| Russell, Finley L & Melissa A                    | 53-09-13-201-012.000-015 | 1568   | 1C              | N  | \$ -                    | \$ -                    | \$ -                           | \$ -                       | \$ -                     | \$ -                     | \$ -                            | \$ -                        | \$ -                                 |
| Scott, Robert & Angela                           | 53-09-13-201-010.000-015 | 1568   | 1C              | N  | \$ -                    | \$ -                    | \$ -                           | \$ -                       | \$ -                     | \$ 180.72                | \$ -                            | \$ 180.72                   | \$ 180.72                            |
| Lang, Garrett                                    | 53-09-13-201-005.000-015 | 1568   | 1C              | N  | \$ -                    | \$ -                    | \$ -                           | \$ -                       | \$ -                     | \$ -                     | \$ -                            | \$ -                        | \$ -                                 |
| Freygang, Thea                                   | 53-09-13-201-001.000-015 | 1568   | 1C              | N  | \$ -                    | \$ -                    | \$ -                           | \$ -                       | \$ -                     | \$ -                     | \$ -                            | \$ -                        | \$ -                                 |
| Solano-Arias, Candelario Bernardo                | 53-09-13-201-002.000-015 | 1568   | 1C              | N  | \$ -                    | \$ -                    | \$ -                           | \$ -                       | \$ -                     | \$ -                     | \$ -                            | \$ -                        | \$ -                                 |
| Gardiner, Kirk                                   | 53-09-13-201-003.000-015 | 1568   | 1C              | N  | \$ -                    | \$ -                    | \$ -                           | \$ -                       | \$ -                     | \$ -                     | \$ -                            | \$ -                        | \$ -                                 |
| Compton, Kymberly Dale                           | 53-09-13-201-009.000-015 | 1568   | 1C              | N  | \$ -                    | \$ -                    | \$ -                           | \$ -                       | \$ -                     | \$ -                     | \$ -                            | \$ -                        | \$ -                                 |
| Schloesser, Jeremiah                             | 53-09-13-201-008.000-015 | 1568   | 1C              | N  | \$ -                    | \$ -                    | \$ -                           | \$ -                       | \$ -                     | \$ -                     | \$ -                            | \$ -                        | \$ -                                 |
| Scank, Janet M & Paul L                          | 53-09-13-202-021.000-015 | 1568   | 1C              | N  | \$ -                    | \$ -                    | \$ -                           | \$ -                       | \$ -                     | \$ -                     | \$ -                            | \$ -                        | \$ -                                 |
| Wiles, Angela R                                  | 53-09-13-202-014.000-015 | 1568   | 1C              | N  | \$ -                    | \$ -                    | \$ -                           | \$ -                       | \$ -                     | \$ -                     | \$ -                            | \$ -                        | \$ -                                 |
| Meadowland Investments LLC                       | 53-09-13-202-009.000-015 | 1568   | 1C              | N  | \$ -                    | \$ -                    | \$ -                           | \$ -                       | \$ -                     | \$ 195.74                | \$ -                            | \$ 195.74                   | \$ 195.74                            |
| Kidwell, Deborah L; Kidwell, Robert L w//e       | 53-09-13-202-002.000-015 | 1568   | 1C              | N  | \$ -                    | \$ -                    | \$ -                           | \$ -                       | \$ -                     | \$ -                     | \$ 83.35                        | \$ 83.35                    | \$ 83.35                             |
| Kidwell, Linda R                                 | 53-09-13-202-004.000-015 | 1568   | 1C              | N  | \$ -                    | \$ -                    | \$ -                           | \$ -                       | \$ -                     | \$ -                     | \$ 71.28                        | \$ 71.28                    | \$ 71.28                             |
| Lavender, Eugene F Jr & Deana R                  | 53-09-13-202-003.000-015 | 1568   | 1C              | N  | \$ -                    | \$ -                    | \$ -                           | \$ -                       | \$ -                     | \$ -                     | \$ -                            | \$ -                        | \$ -                                 |
| Caylor, Walter S & Janet Kay                     | 53-09-13-202-006.000-015 | 1568   | 1C              | N  | \$ -                    | \$ -                    | \$ -                           | \$ -                       | \$ -                     | \$ -                     | \$ -                            | \$ -                        | \$ -                                 |
| Hahn, Joanna                                     | 53-09-13-200-070.000-015 | 1568   | 1C              | N  | \$ -                    | \$ -                    | \$ -                           | \$ -                       | \$ -                     | \$ -                     | \$ -                            | \$ -                        | \$ -                                 |
| Mitchell, Thomas J & Beverly B                   | 53-09-13-201-011.000-015 | 1568   | 1C              | N  | \$ -                    | \$ -                    | \$ -                           | \$ -                       | \$ -                     | \$ 200.75                | \$ -                            | \$ 200.75                   | \$ 200.75                            |
| Wiggins, Debra D                                 | 53-09-13-201-007.000-015 | 1568   | 1C              | N  | \$ -                    | \$ -                    | \$ -                           | \$ -                       | \$ -                     | \$ -                     | \$ -                            | \$ -                        | \$ -                                 |
| Fries, Shawn Lynn & Holly Ann                    | 53-09-13-201-004.000-015 | 1568   | 1C              | N  | \$ -                    | \$ -                    | \$ -                           | \$ -                       | \$ -                     | \$ -                     | \$ -                            | \$ -                        | \$ -                                 |
| Mears, Brian C                                   | 53-09-13-201-006.000-015 | 1568   | 1C              | N  | \$ -                    | \$ -                    | \$ -                           | \$ -                       | \$ -                     | \$ 194.49                | \$ -                            | \$ 194.49                   | \$ 194.49                            |
| Phillips, Scott A & Friederike E                 | 53-09-13-202-026.000-015 | 1568   | 1C              | N  | \$ -                    | \$ -                    | \$ -                           | \$ -                       | \$ -                     | \$ -                     | \$ -                            | \$ -                        | \$ -                                 |
| Marshall, Gregory W & Mary Jane                  | 53-09-13-202-023.000-015 | 1568   | 1C              | N  | \$ -                    | \$ -                    | \$ -                           | \$ -                       | \$ -                     | \$ -                     | \$ -                            | \$ -                        | \$ -                                 |
| Magyar, Madison L                                | 53-09-13-200-056.000-015 | 1568   | 1C              | N  | \$ -                    | \$ -                    | \$ -                           | \$ -                       | \$ -                     | \$ 228.28                | \$ -                            | \$ 228.28                   | \$ 228.28                            |



# City of Bloomington



## Area #1C: South-West Annexation Area - Circuit Breaker Impacts Analysis

| Owner Name   | Parcel #                 | Waiver | Annexation Area | AG | Pre-Annex 1% CB Credits | Pre-Annex 2% CB Credits | Pre-Annex 65 & Over CB Credits | Pre-Annex Total CB Credits | Post-Annex 1% CB Credits | Post-Annex 2% CB Credits | Post-Annex 65 & Over CB Credits | Post-Annex Total CB Credits | Total Post-Annex CB Credits Increase |
|--|--------------------------|--------|-----------------|----|-------------------------|-------------------------|--------------------------------|----------------------------|--------------------------|--------------------------|---------------------------------|-----------------------------|--------------------------------------|
| Salzano, Olivia  | 53-09-13-200-041.000-015 | 1568   | 1C              | N  | \$ -                    | \$ -                    | \$ -                           | \$ -                       | \$ -                     | \$ -                     | \$ -                            | \$ -                        | \$ -                                 |
| Judd, Sandra J   | 53-09-13-200-048.000-015 | 1568   | 1C              | N  | \$ -                    | \$ -                    | \$ -                           | \$ -                       | \$ -                     | \$ -                     | \$ -                            | \$ -                        | \$ -                                 |
| Blythe, Shawn & Jennifer                                     | 53-09-13-200-042.000-015 | 1568   | 1C              | N  | \$ -                    | \$ -                    | \$ -                           | \$ -                       | \$ -                     | \$ -                     | \$ -                            | \$ -                        | \$ -                                 |
| Crouch, Valerie J  | 53-09-13-200-057.000-015 | 1568   | 1C              | N  | \$ -                    | \$ -                    | \$ -                           | \$ -                       | \$ -                     | \$ -                     | \$ -                            | \$ -                        | \$ -                                 |
| Stotler, Charles E   | 53-09-13-200-017.000-015 | 1568   | 1C              | N  | \$ -                    | \$ -                    | \$ -                           | \$ -                       | \$ -                     | \$ 401.75                | \$ -                            | \$ 401.75                   | \$ 401.75                            |
| Parrish, Michael & Rachelle                                  | 53-09-13-200-024.000-015 | 1568   | 1C              | N  | \$ -                    | \$ -                    | \$ -                           | \$ -                       | \$ -                     | \$ -                     | \$ -                            | \$ -                        | \$ -                                 |
| Query, Dustin M & Small, Neeta A                             | 53-09-13-200-058.000-015 | 1568   | 1C              | N  | \$ -                    | \$ -                    | \$ -                           | \$ -                       | \$ -                     | \$ -                     | \$ -                            | \$ -                        | \$ -                                 |
| Jones, Debra Lynn & Russell S                                | 53-09-13-200-010.000-015 | 1568   | 1C              | N  | \$ -                    | \$ -                    | \$ -                           | \$ -                       | \$ -                     | \$ -                     | \$ -                            | \$ -                        | \$ -                                 |
| Abdelmisseh, Moheb A   | 53-09-13-200-018.000-015 | 1568   | 1C              | N  | \$ -                    | \$ -                    | \$ -                           | \$ -                       | \$ -                     | \$ -                     | \$ -                            | \$ -                        | \$ -                                 |
| Robinson, George F III & Kathy A                             | 53-09-13-202-001.000-015 | 1568   | 1C              | N  | \$ -                    | \$ -                    | \$ -                           | \$ -                       | \$ -                     | \$ -                     | \$ -                            | \$ -                        | \$ -                                 |
| Haupt, Eva K Rev Trust; Haupt, Robert R & w/l/e Eva & Robert | 53-09-13-202-018.000-015 | 1568   | 1C              | N  | \$ -                    | \$ -                    | \$ 6.00                        | \$ 6.00                    | \$ -                     | \$ -                     | \$ 57.40                        | \$ 57.40                    | \$ 51.40                             |
| Ayala, Estevan Francisco                                     | 53-09-13-202-008.000-015 | 1568   | 1C              | N  | \$ -                    | \$ -                    | \$ -                           | \$ -                       | \$ -                     | \$ -                     | \$ -                            | \$ -                        | \$ -                                 |
| Garrison, Debra J  | 53-09-13-200-013.000-015 | 1568   | 1C              | N  | \$ -                    | \$ -                    | \$ -                           | \$ -                       | \$ -                     | \$ -                     | \$ -                            | \$ -                        | \$ -                                 |
| Vencel, Jody   | 53-09-13-200-014.000-015 | 1568   | 1C              | N  | \$ -                    | \$ -                    | \$ -                           | \$ -                       | \$ -                     | \$ -                     | \$ -                            | \$ -                        | \$ -                                 |
| Garbett, Angela  | 53-09-13-200-043.000-015 | 1568   | 1C              | N  | \$ -                    | \$ -                    | \$ -                           | \$ -                       | \$ -                     | \$ -                     | \$ -                            | \$ -                        | \$ -                                 |
| Tenorio-Orocio, Carlos E & Gloria G Aca-Jimenez              | 53-09-13-200-066.098-015 | 1568   | 1C              | N  | \$ -                    | \$ -                    | \$ -                           | \$ -                       | \$ -                     | \$ -                     | \$ -                            | \$ -                        | \$ -                                 |
| Scott, Jennifer R  | 53-09-13-200-066.099-015 | 1568   | 1C              | N  | \$ -                    | \$ -                    | \$ -                           | \$ -                       | \$ -                     | \$ -                     | \$ -                            | \$ -                        | \$ -                                 |
| Ocampo-Gonzalez, Mauricio                                    | 53-09-13-200-066.100-015 | 1568   | 1C              | N  | \$ -                    | \$ -                    | \$ -                           | \$ -                       | \$ -                     | \$ -                     | \$ -                            | \$ -                        | \$ -                                 |
| Habitat for Humanity of Monroe County Inc                    | 53-09-13-200-066.101-015 | 1568   | 1C              | N  | \$ -                    | \$ -                    | \$ -                           | \$ -                       | \$ -                     | \$ -                     | \$ -                            | \$ -                        | \$ -                                 |
| Valente-Ortiz, Frederico & Bello-Peralta, Yanin              | 53-09-13-200-066.102-015 | 1568   | 1C              | N  | \$ -                    | \$ -                    | \$ -                           | \$ -                       | \$ -                     | \$ -                     | \$ -                            | \$ -                        | \$ -                                 |
| Miller, Brian A  | 53-09-13-200-066.103-015 | 1568   | 1C              | N  | \$ -                    | \$ -                    | \$ -                           | \$ -                       | \$ -                     | \$ -                     | \$ -                            | \$ -                        | \$ -                                 |
| Snyder, Jill   | 53-09-13-300-017.000-015 |        | 1C              | N  | \$ -                    | \$ -                    | \$ -                           | \$ -                       | \$ -                     | \$ 343.67                | \$ -                            | \$ 343.67                   | \$ 343.67                            |
| Arnold, John H   | 53-09-13-300-015.000-015 |        | 1C              | N  | \$ -                    | \$ -                    | \$ -                           | \$ -                       | \$ 15.01                 | \$ -                     | \$ -                            | \$ 15.01                    | \$ 15.01                             |

# City of Bloomington

## Area #2: South-East Annexation Area - Circuit Breaker Impacts Analysis



| Owner Name  | Parcel #                 | Waiver | Annexation Area | AG | Pre-Annex 1% CB Credits | Pre-Annex 2% CB Credits | Pre-Annex 65 & Over CB Credits | Pre-Annex Total CB Credits | Post-Annex 1% CB Credits | Post-Annex 2% CB Credits | Post-Annex 65 & Over CB Credits | Post-Annex Total CB Credits | Total Post-Annex CB Credits Increase |
|---|--------------------------|--------|-----------------|----|-------------------------|-------------------------|--------------------------------|----------------------------|--------------------------|--------------------------|---------------------------------|-----------------------------|--------------------------------------|
| Bryan Rental Inc                                  | 53-08-01-100-062.000-008 |        | 2               | N  | \$ -                    | \$ -                    | \$ -                           | \$ -                       | \$ -                     | \$ 654.45                | \$ -                            | \$ 654.45                   | \$ 654.45                            |
| Chestnut, Larry D & Glenda J Revocable Trust      | 53-08-21-300-004.000-008 |        | 2               | N  | \$ -                    | \$ -                    | \$ -                           | \$ -                       | \$ -                     | \$ 251.24                | \$ -                            | \$ 251.24                   | \$ 251.24                            |
| Cassidy, Larry G. & Connie J.                     | 53-08-21-200-136.000-008 |        | 2               | N  | \$ -                    | \$ -                    | \$ -                           | \$ -                       | \$ -                     | \$ -                     | \$ -                            | \$ -                        | \$ -                                 |
| Berry, Thomas A & Sue J                           | 53-08-01-100-093.000-008 |        | 2               | N  | \$ -                    | \$ -                    | \$ -                           | \$ -                       | \$ 747.61                | \$ -                     | \$ -                            | \$ 747.61                   | \$ 747.61                            |
| Beyers, Gerald E.                                 | 53-08-21-301-007.000-008 |        | 2               | N  | \$ -                    | \$ -                    | \$ -                           | \$ -                       | \$ -                     | \$ -                     | \$ -                            | \$ -                        | \$ -                                 |
| Mackey, Herman E Jr & Rose M                      | 53-08-20-400-027.000-008 |        | 2               | N  | \$ -                    | \$ -                    | \$ -                           | \$ -                       | \$ -                     | \$ -                     | \$ -                            | \$ -                        | \$ -                                 |
| Beyers, Gerald E.                                 | 53-08-21-301-027.000-008 |        | 2               | N  | \$ -                    | \$ -                    | \$ -                           | \$ -                       | \$ -                     | \$ 123.93                | \$ -                            | \$ 123.93                   | \$ 123.93                            |
| Beyers, Gerald                                    | 53-08-21-301-005.000-008 |        | 2               | N  | \$ -                    | \$ -                    | \$ -                           | \$ -                       | \$ -                     | \$ -                     | \$ -                            | \$ -                        | \$ -                                 |
| Beyers, Gerald                                    | 53-08-21-301-022.000-008 |        | 2               | N  | \$ -                    | \$ -                    | \$ -                           | \$ -                       | \$ -                     | \$ -                     | \$ -                            | \$ -                        | \$ -                                 |
| IN Land Biz LLC                                   | 53-08-14-300-019.000-008 |        | 2               | N  | \$ -                    | \$ -                    | \$ 361.00                      | \$ 361.00                  | \$ -                     | \$ 20.44                 | \$ -                            | \$ 20.44                    | \$ (340.56)                          |
| IN Land Biz LLC                                   | 53-08-14-300-022.000-008 |        | 2               | Y  | \$ -                    | \$ -                    | \$ -                           | \$ -                       | \$ -                     | \$ -                     | \$ -                            | \$ -                        | \$ -                                 |
| Bower, Kip Lee                                    | 53-08-21-300-084.000-008 |        | 2               | N  | \$ -                    | \$ -                    | \$ -                           | \$ -                       | \$ -                     | \$ -                     | \$ -                            | \$ -                        | \$ -                                 |
| Deckard Family Limited Partnership #208           | 53-08-21-300-013.000-008 |        | 2               | N  | \$ -                    | \$ -                    | \$ -                           | \$ -                       | \$ -                     | \$ 233.96                | \$ -                            | \$ 233.96                   | \$ 233.96                            |
| BruceKellrentals LLC                              | 53-08-21-300-038.000-008 |        | 2               | N  | \$ -                    | \$ -                    | \$ -                           | \$ -                       | \$ -                     | \$ 213.30                | \$ -                            | \$ 213.30                   | \$ 213.30                            |
| Baird, Joseph N & Sally H                         | 53-08-21-200-060.000-008 |        | 2               | N  | \$ -                    | \$ -                    | \$ -                           | \$ -                       | \$ -                     | \$ -                     | \$ -                            | \$ -                        | \$ -                                 |
| Clear Creek Cemetary Association                  | 53-08-28-200-027.000-008 |        | 2               | N  | \$ -                    | \$ -                    | \$ -                           | \$ -                       | \$ -                     | \$ 239.23                | \$ -                            | \$ 239.23                   | \$ 239.23                            |
| Beyers, Gerald                                    | 53-08-21-301-068.000-008 |        | 2               | N  | \$ -                    | \$ -                    | \$ -                           | \$ -                       | \$ -                     | \$ -                     | \$ -                            | \$ -                        | \$ -                                 |
| Cook, Jeffrey A & Theresa                         | 53-08-14-102-007.000-008 |        | 2               | N  | \$ -                    | \$ -                    | \$ -                           | \$ -                       | \$ 69.02                 | \$ -                     | \$ -                            | \$ 69.02                    | \$ 69.02                             |
| Beyers, Gerald                                    | 53-08-21-301-067.000-008 |        | 2               | N  | \$ -                    | \$ -                    | \$ -                           | \$ -                       | \$ -                     | \$ -                     | \$ -                            | \$ -                        | \$ -                                 |
| Beyers, Gerald E.                                 | 53-08-21-301-013.000-008 |        | 2               | N  | \$ -                    | \$ -                    | \$ -                           | \$ -                       | \$ -                     | \$ -                     | \$ -                            | \$ -                        | \$ -                                 |
| Beyers, Gerald E.                                 | 53-08-21-301-026.000-008 |        | 2               | N  | \$ -                    | \$ -                    | \$ -                           | \$ -                       | \$ -                     | \$ 130.26                | \$ -                            | \$ 130.26                   | \$ 130.26                            |
| Hertz, Kathleen M                                 | 53-08-21-200-131.000-008 |        | 2               | N  | \$ -                    | \$ -                    | \$ -                           | \$ -                       | \$ -                     | \$ -                     | \$ -                            | \$ -                        | \$ -                                 |
| Barrow, Brenton & Korryn                          | 53-08-22-200-016.000-008 |        | 2               | N  | \$ -                    | \$ -                    | \$ -                           | \$ -                       | \$ -                     | \$ -                     | \$ -                            | \$ -                        | \$ -                                 |
| Barrow, Brenton & Korryn                          | 53-08-22-200-005.000-008 |        | 2               | N  | \$ -                    | \$ -                    | \$ -                           | \$ -                       | \$ -                     | \$ -                     | \$ -                            | \$ -                        | \$ -                                 |
| Deckard, Robert R & Pullon , Bonita Rose(deckard) | 53-08-14-300-006.000-008 |        | 2               | N  | \$ -                    | \$ -                    | \$ -                           | \$ -                       | \$ -                     | \$ 253.77                | \$ -                            | \$ 253.77                   | \$ 253.77                            |
| Deckard, Robert R. & Mable R.                     | 53-08-14-300-008.000-008 |        | 2               | N  | \$ -                    | \$ -                    | \$ -                           | \$ -                       | \$ -                     | \$ 213.51                | \$ -                            | \$ 213.51                   | \$ 213.51                            |
| Clear Creek Christian Church INC                  | 53-08-20-400-057.000-008 | 2077   | 2               | N  | \$ -                    | \$ -                    | \$ -                           | \$ -                       | \$ -                     | \$ 184.85                | \$ -                            | \$ 184.85                   | \$ 184.85                            |
| Out of Bounds LLC                                 | 53-08-01-100-063.000-008 | 2272   | 2               | N  | \$ -                    | \$ -                    | \$ -                           | \$ -                       | \$ -                     | \$ -                     | \$ -                            | \$ -                        | \$ -                                 |
| Crown Castle South LLC                            | 53-01-40-550-510.000-008 | 2272   | 2               | N  | \$ -                    | \$ -                    | \$ -                           | \$ -                       | \$ -                     | \$ -                     | \$ -                            | \$ -                        | \$ -                                 |
| HS Fund Gentry Park LLC                           | 53-08-01-100-059.000-008 | 2272   | 2               | N  | \$ -                    | \$ -                    | \$ -                           | \$ -                       | \$ -                     | \$ 46,485.37             | \$ -                            | \$ 46,485.37                | \$ 46,485.37                         |
| Chasteen, Paul R. & Tanya S.                      | 53-08-21-200-036.000-008 |        | 2               | N  | \$ -                    | \$ -                    | \$ -                           | \$ -                       | \$ -                     | \$ -                     | \$ -                            | \$ -                        | \$ -                                 |
| Held, David A                                     | 53-08-20-400-007.000-008 | 1216   | 2               | N  | \$ -                    | \$ -                    | \$ -                           | \$ -                       | \$ -                     | \$ -                     | \$ -                            | \$ -                        | \$ -                                 |
| Auer, Edward & Moon Jung Hwa                      | 53-08-01-100-032.000-008 |        | 2               | N  | \$ -                    | \$ -                    | \$ -                           | \$ -                       | \$ 710.34                | \$ -                     | \$ -                            | \$ 710.34                   | \$ 710.34                            |
| McManus, Kathryn Ellen                            | 53-08-01-100-029.000-008 |        | 2               | N  | \$ -                    | \$ -                    | \$ -                           | \$ -                       | \$ 573.73                | \$ -                     | \$ -                            | \$ 573.73                   | \$ 573.73                            |
| Stevens, Betty Jean                               | 53-08-20-400-089.000-008 |        | 2               | N  | \$ -                    | \$ -                    | \$ -                           | \$ -                       | \$ -                     | \$ -                     | \$ -                            | \$ -                        | \$ -                                 |
| Like, James S & Teresa A                          | 53-08-21-301-087.000-008 |        | 2               | N  | \$ -                    | \$ -                    | \$ -                           | \$ -                       | \$ -                     | \$ -                     | \$ -                            | \$ -                        | \$ -                                 |
| Eurton Properties LLC                             | 53-08-21-301-058.000-008 |        | 2               | N  | \$ -                    | \$ -                    | \$ -                           | \$ -                       | \$ -                     | \$ -                     | \$ -                            | \$ -                        | \$ -                                 |
| King, Stacie M & Hennessey, April L               | 53-08-01-100-088.000-008 |        | 2               | N  | \$ -                    | \$ -                    | \$ -                           | \$ -                       | \$ 831.66                | \$ -                     | \$ -                            | \$ 831.66                   | \$ 831.66                            |
| Duncan, Samantha L & Denvil R                     | 53-08-01-100-024.000-008 |        | 2               | N  | \$ -                    | \$ -                    | \$ -                           | \$ -                       | \$ 792.33                | \$ -                     | \$ -                            | \$ 792.33                   | \$ 792.33                            |
| King, Stacie M & Hennessey, April L               | 53-08-01-100-016.000-008 |        | 2               | N  | \$ -                    | \$ -                    | \$ -                           | \$ -                       | \$ -                     | \$ -                     | \$ -                            | \$ -                        | \$ -                                 |
| Blind Squirrels LLC                               | 53-08-20-400-046.000-008 |        | 2               | N  | \$ -                    | \$ -                    | \$ -                           | \$ -                       | \$ -                     | \$ -                     | \$ -                            | \$ -                        | \$ -                                 |
| Faris, William Donald & Jean E                    | 53-08-14-103-016.000-008 |        | 2               | N  | \$ -                    | \$ -                    | \$ -                           | \$ -                       | \$ -                     | \$ -                     | \$ -                            | \$ -                        | \$ -                                 |
| Farmer, Paul L & Myra L                           | 53-08-21-100-111.000-008 |        | 2               | N  | \$ -                    | \$ -                    | \$ -                           | \$ -                       | \$ 445.78                | \$ 126.46                | \$ -                            | \$ 572.25                   | \$ 572.25                            |
| Farmer, Chalres A & Martha E Trust                | 53-08-21-100-097.000-008 |        | 2               | N  | \$ -                    | \$ -                    | \$ -                           | \$ -                       | \$ 186.94                | \$ -                     | \$ -                            | \$ 186.94                   | \$ 186.94                            |
| Farmer, Paul L & Myra L                           | 53-08-21-100-112.000-008 |        | 2               | N  | \$ -                    | \$ -                    | \$ -                           | \$ -                       | \$ -                     | \$ -                     | \$ -                            | \$ -                        | \$ -                                 |

# City of Bloomington



## Area #2: South-East Annexation Area - Circuit Breaker Impacts Analysis

| Owner Name   | Parcel #                 | Waiver | Annexation Area | AG | Pre-Annex 1% CB Credits | Pre-Annex 2% CB Credits | Pre-Annex 65 & Over CB Credits | Pre-Annex Total CB Credits | Post-Annex 1% CB Credits | Post-Annex 2% CB Credits | Post-Annex 65 & Over CB Credits | Post-Annex Total CB Credits | Total Post-Annex CB Credits Increase |
|--|--------------------------|--------|-----------------|----|-------------------------|-------------------------|--------------------------------|----------------------------|--------------------------|--------------------------|---------------------------------|-----------------------------|--------------------------------------|
| Farmer, Stephen P & Patricia A   | 53-08-21-100-104.000-008 |        | 2               | N  | \$ -                    | \$ -                    | \$ -                           | \$ -                       | \$ 406.45                | \$ -                     | \$ -                            | \$ 406.45                   | \$ 406.45                            |
| Lund, Eric & Kristen   | 53-08-21-100-147.000-008 | 2159   | 2               | N  | \$ -                    | \$ -                    | \$ -                           | \$ -                       | \$ 983.61                | \$ -                     | \$ -                            | \$ 983.61                   | \$ 983.61                            |
| Chestnut, Larry D & Glenda J Trust W//e  | 53-08-21-300-079.000-008 |        | 2               | N  | \$ -                    | \$ -                    | \$ -                           | \$ -                       | \$ -                     | \$ -                     | \$ -                            | \$ -                        | \$ -                                 |
| Chestnut, Robert Lee & Janice E  | 53-08-21-300-045.000-008 |        | 2               | N  | \$ -                    | \$ -                    | \$ -                           | \$ -                       | \$ -                     | \$ -                     | \$ -                            | \$ -                        | \$ -                                 |
| Key, Kimberly K  | 53-08-21-300-035.000-008 |        | 2               | N  | \$ -                    | \$ -                    | \$ -                           | \$ -                       | \$ -                     | \$ -                     | \$ -                            | \$ -                        | \$ -                                 |
| Lysher, Natalie J; Scherer, Jayme Lysher   | 53-08-21-300-073.000-008 |        | 2               | N  | \$ -                    | \$ -                    | \$ -                           | \$ -                       | \$ -                     | \$ -                     | \$ -                            | \$ -                        | \$ -                                 |
| Chestnut, Larry D & Glenda J Revocable Trust                                     | 53-08-21-300-052.000-008 |        | 2               | N  | \$ -                    | \$ -                    | \$ -                           | \$ -                       | \$ -                     | \$ 303.51                | \$ -                            | \$ 303.51                   | \$ 303.51                            |
| Schermer Investments, LLC  | 53-08-21-300-048.000-008 |        | 2               | N  | \$ -                    | \$ -                    | \$ -                           | \$ -                       | \$ -                     | \$ -                     | \$ -                            | \$ -                        | \$ -                                 |
| Marston, Justin  | 53-08-21-200-066.000-008 |        | 2               | N  | \$ -                    | \$ -                    | \$ -                           | \$ -                       | \$ -                     | \$ -                     | \$ -                            | \$ -                        | \$ -                                 |
| Blind Squirrels LLC  | 53-08-20-400-082.000-008 |        | 2               | N  | \$ -                    | \$ -                    | \$ -                           | \$ -                       | \$ -                     | \$ 182.32                | \$ -                            | \$ 182.32                   | \$ 182.32                            |
| Wilson, William & Bradley  | 53-08-21-200-062.000-008 |        | 2               | N  | \$ -                    | \$ -                    | \$ -                           | \$ -                       | \$ -                     | \$ -                     | \$ -                            | \$ -                        | \$ -                                 |
| Farmer, Laura  | 53-08-21-300-043.000-008 |        | 2               | N  | \$ -                    | \$ -                    | \$ -                           | \$ -                       | \$ -                     | \$ -                     | \$ -                            | \$ -                        | \$ -                                 |
| Dick, Roscoe E. & Sherry D.  | 53-08-14-105-004.000-008 |        | 2               | N  | \$ -                    | \$ -                    | \$ -                           | \$ -                       | \$ 88.89                 | \$ -                     | \$ -                            | \$ 88.89                    | \$ 88.89                             |
| Roszkowski, Karen L & Glab, Michael G  | 53-08-01-100-027.000-008 |        | 2               | N  | \$ -                    | \$ -                    | \$ -                           | \$ -                       | \$ 187.85                | \$ -                     | \$ -                            | \$ 187.85                   | \$ 187.85                            |
| Schermer Investments, LLC  | 53-08-21-300-049.000-008 |        | 2               | N  | \$ -                    | \$ -                    | \$ -                           | \$ -                       | \$ -                     | \$ 314.68                | \$ -                            | \$ 314.68                   | \$ 314.68                            |
| Owens, Roger E. & Jennifer J.  | 53-08-01-400-002.000-008 |        | 2               | N  | \$ -                    | \$ -                    | \$ -                           | \$ -                       | \$ 337.31                | \$ -                     | \$ -                            | \$ 337.31                   | \$ 337.31                            |
| Stillerman, Susan D  | 53-08-01-400-001.000-008 |        | 2               | N  | \$ -                    | \$ -                    | \$ -                           | \$ -                       | \$ -                     | \$ -                     | \$ 619.42                       | \$ 619.42                   | \$ 619.42                            |
| Richardson, Amanda & Scott   | 53-08-01-100-098.044-008 | 2286   | 2               | N  | \$ -                    | \$ -                    | \$ -                           | \$ -                       | \$ -                     | \$ 476.56                | \$ -                            | \$ 476.56                   | \$ 476.56                            |
| Chitwood, Gregory Q Rev Living Trust; Chitwood, Mary Ann Rev Living Trust; Richa | 53-08-01-100-098.045-008 | 2286   | 2               | N  | \$ -                    | \$ -                    | \$ -                           | \$ -                       | \$ 1,648.54              | \$ -                     | \$ -                            | \$ 1,648.54                 | \$ 1,648.54                          |
| Chitwood, Gregory Q & Mary Ann   | 53-08-01-100-080.000-008 | 2286   | 2               | N  | \$ -                    | \$ -                    | \$ -                           | \$ -                       | \$ -                     | \$ -                     | \$ -                            | \$ -                        | \$ -                                 |
| Lee, Victoria V Revocable Trust  | 53-08-01-100-080.001-008 |        | 2               | N  | \$ -                    | \$ -                    | \$ -                           | \$ -                       | \$ 1,188.96              | \$ -                     | \$ -                            | \$ 1,188.96                 | \$ 1,188.96                          |
| Dyer, Randall W & Debra S  | 53-08-14-300-010.000-008 |        | 2               | N  | \$ -                    | \$ -                    | \$ -                           | \$ -                       | \$ -                     | \$ -                     | \$ -                            | \$ -                        | \$ -                                 |
| J Alexander Properties LLC   | 53-08-20-400-047.000-008 |        | 2               | N  | \$ -                    | \$ -                    | \$ -                           | \$ -                       | \$ -                     | \$ 140.80                | \$ -                            | \$ 140.80                   | \$ 140.80                            |
| Allen, Raymond L. & Carole L.  | 53-08-01-100-065.000-008 |        | 2               | N  | \$ -                    | \$ -                    | \$ -                           | \$ -                       | \$ 191.58                | \$ -                     | \$ -                            | \$ 191.58                   | \$ 191.58                            |
| Obeng, Samuel G & Cecilia S  | 53-01-41-068-502.000-008 |        | 2               | N  | \$ -                    | \$ -                    | \$ -                           | \$ -                       | \$ 706.62                | \$ -                     | \$ -                            | \$ 706.62                   | \$ 706.62                            |
| Schneider, Mark T & Shayne LM  | 53-01-41-068-503.000-008 | 2199   | 2               | N  | \$ -                    | \$ -                    | \$ -                           | \$ -                       | \$ 750.93                | \$ -                     | \$ -                            | \$ 750.93                   | \$ 750.93                            |
| Hays, Jerry L & Jeanne I   | 53-01-41-068-504.000-008 | 2328   | 2               | N  | \$ -                    | \$ -                    | \$ -                           | \$ -                       | \$ 401.49                | \$ -                     | \$ -                            | \$ 401.49                   | \$ 401.49                            |
| Lamoureux, Michael R & Cheryl A  | 53-01-41-068-505.000-008 | 2385   | 2               | N  | \$ -                    | \$ -                    | \$ -                           | \$ -                       | \$ 668.94                | \$ -                     | \$ -                            | \$ 668.94                   | \$ 668.94                            |
| Bailey, Brian D & Deidre J   | 53-01-41-068-506.000-008 | 2180   | 2               | N  | \$ -                    | \$ -                    | \$ -                           | \$ -                       | \$ 562.95                | \$ -                     | \$ -                            | \$ 562.95                   | \$ 562.95                            |
| Blackwell, Cory S & Macy   | 53-01-41-068-508.000-008 | 2162   | 2               | N  | \$ -                    | \$ -                    | \$ -                           | \$ -                       | \$ 497.96                | \$ -                     | \$ -                            | \$ 497.96                   | \$ 497.96                            |
| Howe, Thomas Carr II Revocable Trust   | 53-08-14-300-017.000-008 |        | 2               | N  | \$ -                    | \$ -                    | \$ -                           | \$ -                       | \$ -                     | \$ -                     | \$ -                            | \$ -                        | \$ -                                 |
| Williams, Trenton & Natalie  | 53-01-41-068-509.000-008 | 2190   | 2               | N  | \$ -                    | \$ -                    | \$ -                           | \$ -                       | \$ 980.31                | \$ -                     | \$ -                            | \$ 980.31                   | \$ 980.31                            |
| Weaver, Andrew J & Martins, Nicole   | 53-01-41-068-510.000-008 | 2163   | 2               | N  | \$ -                    | \$ -                    | \$ -                           | \$ -                       | \$ 1,113.20              | \$ -                     | \$ -                            | \$ 1,113.20                 | \$ 1,113.20                          |
| Cheshire, Brian K & Lulu M   | 53-01-41-068-511.000-008 | 2163   | 2               | N  | \$ -                    | \$ -                    | \$ -                           | \$ -                       | \$ 1,044.47              | \$ -                     | \$ -                            | \$ 1,044.47                 | \$ 1,044.47                          |
| Patel, Niruben J & Patel, Mihir J  | 53-01-41-068-512.000-008 | 2163   | 2               | N  | \$ -                    | \$ -                    | \$ -                           | \$ -                       | \$ 1,045.30              | \$ -                     | \$ -                            | \$ 1,045.30                 | \$ 1,045.30                          |
| Burris, Kenneth Mark & Jill C  | 53-01-41-068-513.000-008 | 2173   | 2               | N  | \$ -                    | \$ -                    | \$ -                           | \$ -                       | \$ 516.17                | \$ -                     | \$ -                            | \$ 516.17                   | \$ 516.17                            |
| Sanders, Stephen S.  | 53-01-41-068-514.000-008 | 2173   | 2               | N  | \$ -                    | \$ -                    | \$ -                           | \$ -                       | \$ 325.30                | \$ -                     | \$ -                            | \$ 325.30                   | \$ 325.30                            |
| Behne, Joseph D & Carey M  | 53-01-41-068-515.000-008 | 2173   | 2               | N  | \$ -                    | \$ -                    | \$ -                           | \$ -                       | \$ 525.28                | \$ -                     | \$ -                            | \$ 525.28                   | \$ 525.28                            |
| Cho, Kum K & Alice L   | 53-01-41-068-516.000-008 | 2340   | 2               | N  | \$ -                    | \$ -                    | \$ -                           | \$ -                       | \$ 389.88                | \$ -                     | \$ -                            | \$ 389.88                   | \$ 389.88                            |
| Dooley-Dorocke, Erica Lynn; Bower, Alan D  | 53-01-41-068-517.000-008 | 2164   | 2               | N  | \$ -                    | \$ -                    | \$ -                           | \$ -                       | \$ 535.21                | \$ -                     | \$ -                            | \$ 535.21                   | \$ 535.21                            |
| Mathias, James B & Judy K  | 53-01-41-068-518.000-008 | 2164   | 2               | N  | \$ -                    | \$ -                    | \$ -                           | \$ -                       | \$ 582.42                | \$ -                     | \$ -                            | \$ 582.42                   | \$ 582.42                            |

# City of Bloomington



## Area #2: South-East Annexation Area - Circuit Breaker Impacts Analysis

| Owner Name                                       | Parcel #                 | Waiver | Annexation Area | AG | Pre-Annex 1% CB Credits | Pre-Annex 2% CB Credits | Pre-Annex 65 & Over CB Credits | Pre-Annex Total CB Credits | Post-Annex 1% CB Credits | Post-Annex 2% CB Credits | Post-Annex 65 & Over CB Credits | Post-Annex Total CB Credits | Total Post-Annex CB Credits Increase |
|--|--------------------------|--------|-----------------|----|-------------------------|-------------------------|--------------------------------|----------------------------|--------------------------|--------------------------|---------------------------------|-----------------------------|--------------------------------------|
| Chickedantz, Carleton A & Angela Marie           | 53-01-41-068-519.000-008 | 2170   | 2               | N  | \$ -                    | \$ -                    | \$ -                           | \$ -                       | \$ 431.71                | \$ -                     | \$ -                            | \$ 431.71                   | \$ 431.71                            |
| Robling, Beverly E                               | 53-01-41-068-520.000-008 |        | 2               | N  | \$ -                    | \$ -                    | \$ -                           | \$ -                       | \$ -                     | \$ -                     | \$ -                            | \$ -                        | \$ -                                 |
| Teague, Michael E & Zoe E                        | 53-01-41-068-521.000-008 | 2177   | 2               | N  | \$ -                    | \$ -                    | \$ -                           | \$ -                       | \$ 1,064.76              | \$ -                     | \$ -                            | \$ 1,064.76                 | \$ 1,064.76                          |
| Robertson, Randall L & Elizabeth W               | 53-01-41-068-522.000-008 | 2170   | 2               | N  | \$ -                    | \$ -                    | \$ -                           | \$ -                       | \$ 975.33                | \$ -                     | \$ -                            | \$ 975.33                   | \$ 975.33                            |
| Burnett, Edwin S & Tiffany W                     | 53-08-21-100-137.000-008 | 2178   | 2               | N  | \$ -                    | \$ -                    | \$ -                           | \$ -                       | \$ 1,024.60              | \$ -                     | \$ -                            | \$ 1,024.60                 | \$ 1,024.60                          |
| Omari, Sosan; Popalyar, Mustafa Javed            | 53-08-01-100-080.002-008 |        | 2               | N  | \$ -                    | \$ -                    | \$ -                           | \$ -                       | \$ 543.92                | \$ -                     | \$ -                            | \$ 543.92                   | \$ 543.92                            |
| Titus, Kenneth David                             | 53-08-01-100-080.003-008 |        | 2               | N  | \$ -                    | \$ -                    | \$ -                           | \$ -                       | \$ -                     | \$ -                     | \$ -                            | \$ -                        | \$ -                                 |
| Toner-Logue, Catherine M                         | 53-08-01-100-080.004-008 |        | 2               | N  | \$ -                    | \$ -                    | \$ -                           | \$ -                       | \$ -                     | \$ -                     | \$ -                            | \$ -                        | \$ -                                 |
| Toner-Logue, Catherine M                         | 53-08-01-100-080.005-008 |        | 2               | N  | \$ -                    | \$ -                    | \$ -                           | \$ -                       | \$ -                     | \$ -                     | \$ -                            | \$ -                        | \$ -                                 |
| Mervosh, Michael & Brandy Russell                | 53-08-01-100-080.006-008 |        | 2               | N  | \$ -                    | \$ -                    | \$ -                           | \$ -                       | \$ 1,231.62              | \$ -                     | \$ -                            | \$ 1,231.62                 | \$ 1,231.62                          |
| Bradley, Ronnie L & Tina R                       | 53-08-01-100-080.007-008 |        | 2               | N  | \$ -                    | \$ -                    | \$ -                           | \$ -                       | \$ 1,078.84              | \$ -                     | \$ -                            | \$ 1,078.84                 | \$ 1,078.84                          |
| Mills, Sheree Revocable Living Trust             | 53-08-01-100-080.008-008 |        | 2               | N  | \$ -                    | \$ -                    | \$ -                           | \$ -                       | \$ 1,077.59              | \$ -                     | \$ -                            | \$ 1,077.59                 | \$ 1,077.59                          |
| Jones, Charles E & Rebecca L                     | 53-08-01-100-080.009-008 |        | 2               | N  | \$ -                    | \$ -                    | \$ -                           | \$ -                       | \$ 1,302.40              | \$ -                     | \$ -                            | \$ 1,302.40                 | \$ 1,302.40                          |
| Davoren, Dennis J & Sandra B                     | 53-08-01-100-080.010-008 |        | 2               | N  | \$ -                    | \$ -                    | \$ -                           | \$ -                       | \$ 1,036.61              | \$ -                     | \$ -                            | \$ 1,036.61                 | \$ 1,036.61                          |
| Goble, Jeffrey W & Regina L                      | 53-08-01-100-080.011-008 |        | 2               | N  | \$ -                    | \$ -                    | \$ -                           | \$ -                       | \$ 962.91                | \$ -                     | \$ -                            | \$ 962.91                   | \$ 962.91                            |
| Stearley, John S & Kristina L                    | 53-08-01-100-080.012-008 |        | 2               | N  | \$ -                    | \$ -                    | \$ -                           | \$ -                       | \$ 1,406.34              | \$ -                     | \$ -                            | \$ 1,406.34                 | \$ 1,406.34                          |
| Sarchet, Elizabeth Ann; O'Mullane, Douglas Todd  | 53-08-01-100-080.013-008 |        | 2               | N  | \$ -                    | \$ -                    | \$ -                           | \$ -                       | \$ 1,161.23              | \$ -                     | \$ -                            | \$ 1,161.23                 | \$ 1,161.23                          |
| Clear Creek Christian Church Inc                 | 53-08-20-400-013.000-008 | 2484   | 2               | N  | \$ -                    | \$ -                    | \$ -                           | \$ -                       | \$ -                     | \$ -                     | \$ -                            | \$ -                        | \$ -                                 |
| Livesay, Ronald D. & Carolyn K.                  | 53-08-21-200-065.000-008 | 1886   | 2               | N  | \$ -                    | \$ -                    | \$ -                           | \$ -                       | \$ -                     | \$ -                     | \$ -                            | \$ -                        | \$ -                                 |
| Knapp, Ryan David & Rachel Erin Metherd          | 53-08-11-101-051.000-008 | 2329   | 2               | N  | \$ -                    | \$ -                    | \$ -                           | \$ -                       | \$ -                     | \$ -                     | \$ -                            | \$ -                        | \$ -                                 |
| Page, Thomas C & Shirley J                       | 53-08-01-100-080.014-008 |        | 2               | N  | \$ -                    | \$ -                    | \$ -                           | \$ -                       | \$ 1,210.09              | \$ -                     | \$ -                            | \$ 1,210.09                 | \$ 1,210.09                          |
| West, Kristina Morris                            | 53-08-01-100-080.015-008 |        | 2               | N  | \$ -                    | \$ -                    | \$ -                           | \$ -                       | \$ 1,644.41              | \$ -                     | \$ -                            | \$ 1,644.41                 | \$ 1,644.41                          |
| Olton, Dirck D & Carol R                         | 53-08-01-100-080.016-008 | 2286   | 2               | N  | \$ -                    | \$ -                    | \$ -                           | \$ -                       | \$ 1,245.29              | \$ -                     | \$ -                            | \$ 1,245.29                 | \$ 1,245.29                          |
| Hyttinen, Antti Tapani & Lourdes, Laura Sharmini | 53-08-01-100-080.017-008 | 2286   | 2               | N  | \$ -                    | \$ -                    | \$ -                           | \$ -                       | \$ 1,776.06              | \$ -                     | \$ -                            | \$ 1,776.06                 | \$ 1,776.06                          |
| Sims, Robert W & Carolyn J                       | 53-08-01-100-080.018-008 | 2286   | 2               | N  | \$ -                    | \$ -                    | \$ -                           | \$ -                       | \$ -                     | \$ 1,056.82              | \$ -                            | \$ 1,056.82                 | \$ 1,056.82                          |
| Sims, Robert W & Carolyn J                       | 53-08-01-100-080.019-008 | 2286   | 2               | N  | \$ -                    | \$ -                    | \$ -                           | \$ -                       | \$ -                     | \$ -                     | \$ -                            | \$ -                        | \$ -                                 |
| Bode, Tina R Revocable Living Trust              | 53-08-01-100-080.020-008 | 2286   | 2               | N  | \$ -                    | \$ -                    | \$ -                           | \$ -                       | \$ -                     | \$ -                     | \$ -                            | \$ -                        | \$ -                                 |
| Beauregard, Scott & Elizabeth                    | 53-08-21-100-114.000-008 |        | 2               | N  | \$ -                    | \$ -                    | \$ -                           | \$ -                       | \$ -                     | \$ -                     | \$ -                            | \$ -                        | \$ -                                 |
| Stratton, Nicholas T 2005 Trust                  | 53-08-21-401-025.000-008 | 1547   | 2               | N  | \$ -                    | \$ -                    | \$ -                           | \$ -                       | \$ 148.09                | \$ -                     | \$ -                            | \$ 148.09                   | \$ 148.09                            |
| Wever, William D & Sandra K                      | 53-08-21-401-019.000-008 | 1547   | 2               | N  | \$ -                    | \$ -                    | \$ -                           | \$ -                       | \$ 94.68                 | \$ -                     | \$ -                            | \$ 94.68                    | \$ 94.68                             |
| Wilbur, Troy R & Linda E                         | 53-08-21-401-014.000-008 | 1547   | 2               | N  | \$ -                    | \$ -                    | \$ -                           | \$ -                       | \$ -                     | \$ -                     | \$ -                            | \$ -                        | \$ -                                 |
| Holmes, Ashley                                   | 53-08-21-401-020.000-008 | 1547   | 2               | N  | \$ -                    | \$ -                    | \$ -                           | \$ -                       | \$ -                     | \$ -                     | \$ -                            | \$ -                        | \$ -                                 |
| May, Beth A                                      | 53-08-21-401-012.000-008 | 1547   | 2               | N  | \$ -                    | \$ -                    | \$ -                           | \$ -                       | \$ -                     | \$ -                     | \$ -                            | \$ -                        | \$ -                                 |
| Dorothy Apartment Rentals Inc                    | 53-08-21-401-017.000-008 | 1547   | 2               | N  | \$ -                    | \$ -                    | \$ -                           | \$ -                       | \$ -                     | \$ 309.20                | \$ -                            | \$ 309.20                   | \$ 309.20                            |
| Martz, Wade M & Janice A                         | 53-01-41-068-524.000-008 | 2191   | 2               | N  | \$ -                    | \$ -                    | \$ -                           | \$ -                       | \$ 854.43                | \$ -                     | \$ -                            | \$ 854.43                   | \$ 854.43                            |
| Chester, Adam L & Julie M                        | 53-01-41-068-525.000-008 | 2171   | 2               | N  | \$ -                    | \$ -                    | \$ -                           | \$ -                       | \$ 735.19                | \$ -                     | \$ -                            | \$ 735.19                   | \$ 735.19                            |
| Fultz, Rodney A                                  | 53-01-41-068-526.000-008 | 2126   | 2               | N  | \$ -                    | \$ -                    | \$ -                           | \$ -                       | \$ 555.50                | \$ -                     | \$ -                            | \$ 555.50                   | \$ 555.50                            |
| Fredrick, Kevin R & Gerri L                      | 53-01-41-068-527.000-008 | 2161   | 2               | N  | \$ -                    | \$ -                    | \$ -                           | \$ -                       | \$ 1,176.55              | \$ -                     | \$ -                            | \$ 1,176.55                 | \$ 1,176.55                          |
| Joe Kemp Construction, LLC                       | 53-01-41-068-528.000-008 | 2161   | 2               | N  | \$ -                    | \$ -                    | \$ -                           | \$ -                       | \$ -                     | \$ -                     | \$ -                            | \$ -                        | \$ -                                 |
| Washel, James W III & Melissa M                  | 53-01-41-068-529.000-008 | 2161   | 2               | N  | \$ -                    | \$ -                    | \$ -                           | \$ -                       | \$ 1,133.91              | \$ -                     | \$ -                            | \$ 1,133.91                 | \$ 1,133.91                          |
| Fields, Derek Brent & Malynda Ann                | 53-01-41-068-530.000-008 | 2160   | 2               | N  | \$ -                    | \$ -                    | \$ -                           | \$ -                       | \$ 732.30                | \$ -                     | \$ -                            | \$ 732.30                   | \$ 732.30                            |

# City of Bloomington

## Area #2: South-East Annexation Area - Circuit Breaker Impacts Analysis



| Owner Name   | Parcel #                 | Waiver | Annexation Area | AG | Pre-Annex 1% CB Credits | Pre-Annex 2% CB Credits | Pre-Annex 65 & Over CB Credits | Pre-Annex Total CB Credits | Post-Annex 1% CB Credits | Post-Annex 2% CB Credits | Post-Annex 65 & Over CB Credits | Post-Annex Total CB Credits | Total Post-Annex CB Credits Increase |
|--|--------------------------|--------|-----------------|----|-------------------------|-------------------------|--------------------------------|----------------------------|--------------------------|--------------------------|---------------------------------|-----------------------------|--------------------------------------|
| Flynn, Arnold K & Chonghua W                             | 53-01-41-068-531.000-008 | 2160   | 2               | N  | \$ -                    | \$ -                    | \$ -                           | \$ -                       | \$ 1,040.74              | \$ -                     | \$ -                            | \$ 1,040.74                 | \$ 1,040.74                          |
| Odell, Jonathan & Rachel; Odell, Wilma R                 | 53-01-41-068-532.000-008 | 2160   | 2               | N  | \$ -                    | \$ -                    | \$ -                           | \$ -                       | \$ 1,044.06              | \$ -                     | \$ -                            | \$ 1,044.06                 | \$ 1,044.06                          |
| Egler, Thomas B & Kim                                    | 53-01-41-068-533.000-008 | 2336   | 2               | N  | \$ -                    | \$ -                    | \$ -                           | \$ -                       | \$ 574.54                | \$ -                     | \$ -                            | \$ 574.54                   | \$ 574.54                            |
| Kiang, Paula P   | 53-08-14-105-007.000-008 |        | 2               | N  | \$ -                    | \$ -                    | \$ -                           | \$ -                       | \$ 346.42                | \$ -                     | \$ -                            | \$ 346.42                   | \$ 346.42                            |
| Nichols, Keely Dia & Joshua David                        | 53-08-20-400-030.000-008 |        | 2               | N  | \$ -                    | \$ -                    | \$ -                           | \$ -                       | \$ -                     | \$ -                     | \$ -                            | \$ -                        | \$ -                                 |
| Nichols, Keely Dia & Joshua David                        | 53-08-20-400-036.000-008 |        | 2               | N  | \$ -                    | \$ -                    | \$ -                           | \$ -                       | \$ -                     | \$ -                     | \$ -                            | \$ -                        | \$ -                                 |
| Bode, Tina R Revocable Living Trust                      | 53-08-01-100-080.021-008 | 2286   | 2               | N  | \$ -                    | \$ -                    | \$ -                           | \$ -                       | \$ -                     | \$ 1,516.30              | \$ -                            | \$ 1,516.30                 | \$ 1,516.30                          |
| Chitwood, Gregory Q & Mary Ann                           | 53-08-01-100-080.022-008 | 2286   | 2               | N  | \$ -                    | \$ -                    | \$ -                           | \$ -                       | \$ -                     | \$ -                     | \$ -                            | \$ -                        | \$ -                                 |
| Whitaker, Robert E & Brenda                              | 53-08-01-100-080.023-008 | 2286   | 2               | N  | \$ -                    | \$ -                    | \$ -                           | \$ -                       | \$ -                     | \$ -                     | \$ -                            | \$ -                        | \$ -                                 |
| Schroeder, David & Kim                                   | 53-08-01-100-080.024-008 | 2286   | 2               | N  | \$ -                    | \$ -                    | \$ -                           | \$ -                       | \$ 1,719.76              | \$ -                     | \$ -                            | \$ 1,719.76                 | \$ 1,719.76                          |
| Courtney, Steven and Sandra Joint Revocable Living Trust | 53-08-01-100-080.025-008 | 2286   | 2               | N  | \$ -                    | \$ -                    | \$ -                           | \$ -                       | \$ 1,772.33              | \$ -                     | \$ -                            | \$ 1,772.33                 | \$ 1,772.33                          |
| McNelly, Karri Beth                                      | 53-08-01-100-080.026-008 | 2286   | 2               | N  | \$ -                    | \$ -                    | \$ -                           | \$ -                       | \$ 1,325.60              | \$ -                     | \$ -                            | \$ 1,325.60                 | \$ 1,325.60                          |
| Deckard, Deanilee  | 53-08-01-100-080.027-008 | 2334   | 2               | N  | \$ -                    | \$ -                    | \$ -                           | \$ -                       | \$ 1,271.78              | \$ -                     | \$ -                            | \$ 1,271.78                 | \$ 1,271.78                          |
| Chitwood, Gregory Q & Mary Ann                           | 53-08-01-100-080.028-008 | 2286   | 2               | N  | \$ -                    | \$ -                    | \$ -                           | \$ -                       | \$ -                     | \$ -                     | \$ -                            | \$ -                        | \$ -                                 |
| Musumeci, Robert S & Megan W                             | 53-08-01-100-080.029-008 | 2286   | 2               | N  | \$ -                    | \$ -                    | \$ -                           | \$ -                       | \$ 1,318.15              | \$ -                     | \$ -                            | \$ 1,318.15                 | \$ 1,318.15                          |
| Mast, Marvin A & Mary Ann                                | 53-08-01-100-080.030-008 | 2286   | 2               | N  | \$ -                    | \$ -                    | \$ -                           | \$ -                       | \$ 1,200.97              | \$ -                     | \$ -                            | \$ 1,200.97                 | \$ 1,200.97                          |
| Schwandt, Thomas A & Sheryl Knighton-Schwandt            | 53-08-01-100-080.031-008 | 2286   | 2               | N  | \$ -                    | \$ -                    | \$ -                           | \$ -                       | \$ 1,178.61              | \$ -                     | \$ -                            | \$ 1,178.61                 | \$ 1,178.61                          |
| Nixon, Brent M & Jillian                                 | 53-08-01-100-080.033-008 | 2286   | 2               | N  | \$ -                    | \$ -                    | \$ -                           | \$ -                       | \$ 1,293.71              | \$ -                     | \$ -                            | \$ 1,293.71                 | \$ 1,293.71                          |
| Gize, Patricia A   | 53-08-01-100-080.034-008 | 2286   | 2               | N  | \$ -                    | \$ -                    | \$ -                           | \$ -                       | \$ -                     | \$ 917.50                | \$ -                            | \$ 917.50                   | \$ 917.50                            |
| Brashear, Helen D; Butler, Lakesha S                     | 53-08-01-100-080.035-008 | 2286   | 2               | N  | \$ -                    | \$ -                    | \$ -                           | \$ -                       | \$ 1,171.16              | \$ -                     | \$ -                            | \$ 1,171.16                 | \$ 1,171.16                          |
| Dehon, Louis Greg & Danielle R                           | 53-08-01-100-080.036-008 | 2286   | 2               | N  | \$ -                    | \$ -                    | \$ -                           | \$ -                       | \$ -                     | \$ -                     | \$ -                            | \$ -                        | \$ -                                 |
| Edelman, Paul & Karen                                    | 53-08-01-100-080.037-008 | 2286   | 2               | N  | \$ -                    | \$ -                    | \$ -                           | \$ -                       | \$ -                     | \$ -                     | \$ -                            | \$ -                        | \$ -                                 |
| Allen, Donald L & Charlene K                             | 53-08-01-100-080.038-008 | 2477   | 2               | N  | \$ -                    | \$ -                    | \$ -                           | \$ -                       | \$ 674.33                | \$ -                     | \$ -                            | \$ 674.33                   | \$ 674.33                            |
| Pate, Edward L   | 53-08-21-200-019.000-008 |        | 2               | N  | \$ -                    | \$ -                    | \$ -                           | \$ -                       | \$ -                     | \$ -                     | \$ -                            | \$ -                        | \$ -                                 |
| Branam, Larry J Sr & Sylvia                              | 53-08-21-200-028.000-008 |        | 2               | N  | \$ -                    | \$ -                    | \$ -                           | \$ -                       | \$ -                     | \$ -                     | \$ -                            | \$ -                        | \$ -                                 |
| Haldeman, Andrew Laurence & Jessica Lynn                 | 53-08-21-300-044.000-008 |        | 2               | N  | \$ -                    | \$ -                    | \$ -                           | \$ -                       | \$ -                     | \$ -                     | \$ -                            | \$ -                        | \$ -                                 |
| Chitwood, Gregory Q & Mary Ann                           | 53-08-01-100-080.039-008 | 2286   | 2               | N  | \$ -                    | \$ -                    | \$ -                           | \$ -                       | \$ -                     | \$ -                     | \$ -                            | \$ -                        | \$ -                                 |
| TK Constructors Inc                                      | 53-08-01-100-080.040-008 | 2286   | 2               | N  | \$ -                    | \$ -                    | \$ -                           | \$ -                       | \$ -                     | \$ -                     | \$ -                            | \$ -                        | \$ -                                 |
| Patel, Ganpat R  | 53-08-01-100-080.041-008 | 2286   | 2               | N  | \$ -                    | \$ -                    | \$ -                           | \$ -                       | \$ -                     | \$ -                     | \$ -                            | \$ -                        | \$ -                                 |
| Chitwood, Gregory Q & Mary Ann                           | 53-08-01-100-080.042-008 | 2286   | 2               | N  | \$ -                    | \$ -                    | \$ -                           | \$ -                       | \$ -                     | \$ -                     | \$ -                            | \$ -                        | \$ -                                 |
| Chitwood, Gregory Q & Mary Ann                           | 53-08-01-100-080.043-008 | 2286   | 2               | N  | \$ -                    | \$ -                    | \$ -                           | \$ -                       | \$ -                     | \$ -                     | \$ -                            | \$ -                        | \$ -                                 |
| Veatch, Trevor Wyatt & Lindsay Noelle                    | 53-08-21-401-013.000-008 | 1547   | 2               | N  | \$ -                    | \$ -                    | \$ -                           | \$ -                       | \$ -                     | \$ -                     | \$ -                            | \$ -                        | \$ -                                 |
| Gaston, Forrest S & Brenda J                             | 53-08-21-401-018.000-008 | 1547   | 2               | N  | \$ -                    | \$ -                    | \$ -                           | \$ -                       | \$ -                     | \$ 320.59                | \$ -                            | \$ 320.59                   | \$ 320.59                            |
| Schomacker, Scott & Rhedcy                               | 53-08-21-401-035.000-008 | 1547   | 2               | N  | \$ -                    | \$ -                    | \$ -                           | \$ -                       | \$ 40.49                 | \$ -                     | \$ -                            | \$ 40.49                    | \$ 40.49                             |
| Chiriboga, Nelly G                                       | 53-08-21-401-015.000-008 | 1547   | 2               | N  | \$ -                    | \$ -                    | \$ -                           | \$ -                       | \$ -                     | \$ 238.21                | \$ -                            | \$ 238.21                   | \$ 238.21                            |
| Miller, Cody W & Dewitt, Alexandra                       | 53-08-21-401-036.000-008 | 1547   | 2               | N  | \$ -                    | \$ -                    | \$ -                           | \$ -                       | \$ -                     | \$ -                     | \$ -                            | \$ -                        | \$ -                                 |
| Burton, Judy A   | 53-08-21-401-029.000-008 | 1547   | 2               | N  | \$ -                    | \$ -                    | \$ -                           | \$ -                       | \$ -                     | \$ -                     | \$ -                            | \$ -                        | \$ -                                 |
| Powell, Matthew P  | 53-08-21-401-030.000-008 | 1547   | 2               | N  | \$ -                    | \$ -                    | \$ -                           | \$ -                       | \$ -                     | \$ -                     | \$ -                            | \$ -                        | \$ -                                 |
| An, Daniel Jin   | 53-08-21-401-031.000-008 | 1547   | 2               | N  | \$ -                    | \$ -                    | \$ -                           | \$ -                       | \$ 48.77                 | \$ -                     | \$ -                            | \$ 48.77                    | \$ 48.77                             |
| Koch, Janice L   | 53-08-21-401-023.000-008 | 1547   | 2               | N  | \$ -                    | \$ -                    | \$ -                           | \$ -                       | \$ -                     | \$ -                     | \$ -                            | \$ -                        | \$ -                                 |
| Roberson, Claire M Revocable Trust                       | 53-08-21-401-024.000-008 | 1547   | 2               | N  | \$ -                    | \$ -                    | \$ -                           | \$ -                       | \$ -                     | \$ -                     | \$ -                            | \$ -                        | \$ -                                 |
| Smith, Robert L & Janice D                               | 53-08-21-401-016.000-008 | 1547   | 2               | N  | \$ -                    | \$ -                    | \$ -                           | \$ -                       | \$ -                     | \$ -                     | \$ -                            | \$ -                        | \$ -                                 |

# City of Bloomington

## Area #2: South-East Annexation Area - Circuit Breaker Impacts Analysis



| Owner Name   | Parcel #                 | Waiver | Annexation Area | AG | Pre-Annex 1% CB Credits | Pre-Annex 2% CB Credits | Pre-Annex 65 & Over CB Credits | Pre-Annex Total CB Credits | Post-Annex 1% CB Credits | Post-Annex 2% CB Credits | Post-Annex 65 & Over CB Credits | Post-Annex Total CB Credits | Total Post-Annex CB Credits Increase |
|--|--------------------------|--------|-----------------|----|-------------------------|-------------------------|--------------------------------|----------------------------|--------------------------|--------------------------|---------------------------------|-----------------------------|--------------------------------------|
| Taha, Ruth L & Ibrahim A   | 53-08-21-401-037.000-008 | 1547   | 2               | N  | \$ -                    | \$ -                    | \$ -                           | \$ -                       | \$ 63.64                 | \$ -                     | \$ -                            | \$ 63.64                    | \$ 63.64                             |
| Deckard, T J   | 53-08-21-401-010.000-008 | 1547   | 2               | N  | \$ -                    | \$ -                    | \$ -                           | \$ -                       | \$ -                     | \$ -                     | \$ -                            | \$ -                        | \$ -                                 |
| Guidry, Chris & Shannon  | 53-08-21-401-008.000-008 | 1547   | 2               | N  | \$ -                    | \$ -                    | \$ -                           | \$ -                       | \$ 38.79                 | \$ -                     | \$ -                            | \$ 38.79                    | \$ 38.79                             |
| Alberson, John J & Jill  | 53-08-21-401-004.000-008 | 1547   | 2               | N  | \$ -                    | \$ -                    | \$ -                           | \$ -                       | \$ -                     | \$ -                     | \$ -                            | \$ -                        | \$ -                                 |
| Scott, Linda M & Steven C  | 53-08-21-401-033.000-008 | 1547   | 2               | N  | \$ -                    | \$ -                    | \$ -                           | \$ -                       | \$ -                     | \$ -                     | \$ -                            | \$ -                        | \$ -                                 |
| May, Alexandra C   | 53-08-21-401-009.000-008 | 1547   | 2               | N  | \$ -                    | \$ -                    | \$ -                           | \$ -                       | \$ -                     | \$ -                     | \$ -                            | \$ -                        | \$ -                                 |
| Velazquez, Sonia   | 53-08-21-401-021.000-008 | 1547   | 2               | N  | \$ -                    | \$ -                    | \$ -                           | \$ -                       | \$ -                     | \$ -                     | \$ -                            | \$ -                        | \$ -                                 |
| Ridinger, Ashley D   | 53-08-21-401-027.000-008 | 1547   | 2               | N  | \$ -                    | \$ -                    | \$ -                           | \$ -                       | \$ -                     | \$ -                     | \$ -                            | \$ -                        | \$ -                                 |
| Katsaropoulos, Mary L;<br>Katsaropoulos, Christopher D & Marilyn F | 53-08-29-100-018.000-008 |        | 2               | N  | \$ -                    | \$ -                    | \$ -                           | \$ -                       | \$ -                     | \$ -                     | \$ -                            | \$ -                        | \$ -                                 |
| Lewis, Gerald  | 53-08-29-100-012.000-008 |        | 2               | N  | \$ -                    | \$ -                    | \$ -                           | \$ -                       | \$ -                     | \$ 222.79                | \$ -                            | \$ 222.79                   | \$ 222.79                            |
| Kates, Joshua L & Fleissner, Jennifer L                            | 53-08-01-100-011.000-008 |        | 2               | N  | \$ -                    | \$ -                    | \$ -                           | \$ -                       | \$ 1,737.15              | \$ -                     | \$ -                            | \$ 1,737.15                 | \$ 1,737.15                          |
| FitzSimmons, Daniel John & Tavy De Lacy Aherne                     | 53-08-01-100-042.000-008 |        | 2               | N  | \$ -                    | \$ -                    | \$ -                           | \$ -                       | \$ 739.75                | \$ -                     | \$ -                            | \$ 739.75                   | \$ 739.75                            |
| Clark, Floyd K & Mildred G Revocable Living Trust                  | 53-08-11-101-071.000-008 | 1342   | 2               | N  | \$ -                    | \$ -                    | \$ 307.00                      | \$ 307.00                  | \$ -                     | \$ -                     | \$ -                            | \$ -                        | \$ (307.00)                          |
| Beane, Dustin A & Jacquelyn I                                      | 53-08-14-300-014.000-008 |        | 2               | N  | \$ -                    | \$ -                    | \$ -                           | \$ -                       | \$ 18.09                 | \$ -                     | \$ -                            | \$ 18.09                    | \$ 18.09                             |
| Rink, Eleanor Jane & DJC Investments LLC                           | 53-08-22-200-004.000-008 |        | 2               | Y  | \$ -                    | \$ -                    | \$ -                           | \$ -                       | \$ -                     | \$ -                     | \$ -                            | \$ -                        | \$ -                                 |
| Rink, Eleanor Jane & DJC Investments LLC                           | 53-08-22-200-014.000-008 |        | 2               | Y  | \$ -                    | \$ -                    | \$ -                           | \$ -                       | \$ -                     | \$ -                     | \$ -                            | \$ -                        | \$ -                                 |
| City of Bloomington Utilities                                      | 53-08-22-200-001.000-008 |        | 2               | N  | \$ -                    | \$ -                    | \$ -                           | \$ -                       | \$ -                     | \$ -                     | \$ -                            | \$ -                        | \$ -                                 |
| Bruce, Jo Anna   | 53-08-21-300-059.000-008 | 1683   | 2               | N  | \$ -                    | \$ -                    | \$ -                           | \$ -                       | \$ -                     | \$ -                     | \$ -                            | \$ -                        | \$ -                                 |
| Terrell, Brenda J  | 53-08-21-400-044.000-008 |        | 2               | N  | \$ -                    | \$ -                    | \$ -                           | \$ -                       | \$ 15.19                 | \$ -                     | \$ -                            | \$ 15.19                    | \$ 15.19                             |
| Howell, Jeffrey & Christine  | 53-08-16-400-007.000-008 |        | 2               | N  | \$ -                    | \$ -                    | \$ -                           | \$ -                       | \$ 110.18                | \$ -                     | \$ -                            | \$ 110.18                   | \$ 110.18                            |
| Noble-Kuchera, Jenny   | 53-08-20-400-086.000-008 |        | 2               | N  | \$ -                    | \$ -                    | \$ -                           | \$ -                       | \$ -                     | \$ -                     | \$ -                            | \$ -                        | \$ -                                 |
| Derifond, Wisk   | 53-08-16-300-034.000-008 |        | 2               | N  | \$ -                    | \$ -                    | \$ -                           | \$ -                       | \$ 373.34                | \$ -                     | \$ -                            | \$ 373.34                   | \$ 373.34                            |
| Clear Creek Christian Church, Trustees                             | 53-08-20-403-005.000-008 | 2327   | 2               | N  | \$ -                    | \$ -                    | \$ -                           | \$ -                       | \$ -                     | \$ 136.58                | \$ -                            | \$ 136.58                   | \$ 136.58                            |
| Bruce, Howard Douglas & Shelly Suzanne                             | 53-08-20-400-043.000-008 |        | 2               | N  | \$ -                    | \$ -                    | \$ -                           | \$ -                       | \$ -                     | \$ 259.46                | \$ -                            | \$ 259.46                   | \$ 259.46                            |
| Kansas City Momma LLC  | 53-08-20-400-002.000-008 |        | 2               | N  | \$ -                    | \$ -                    | \$ -                           | \$ -                       | \$ -                     | \$ -                     | \$ -                            | \$ -                        | \$ -                                 |
| Hass, Sheryl A & Hass, George D Jr                                 | 53-08-21-401-028.000-008 | 1547   | 2               | N  | \$ -                    | \$ -                    | \$ -                           | \$ -                       | \$ -                     | \$ 314.89                | \$ -                            | \$ 314.89                   | \$ 314.89                            |
| Wood, Jeffrey M & Melissa A  | 53-08-21-401-022.000-008 | 1547   | 2               | N  | \$ -                    | \$ -                    | \$ -                           | \$ -                       | \$ -                     | \$ -                     | \$ -                            | \$ -                        | \$ -                                 |
| Cogswell, John A & Maria R   | 53-08-21-401-026.000-008 | 1547   | 2               | N  | \$ -                    | \$ -                    | \$ -                           | \$ -                       | \$ -                     | \$ 320.41                | \$ -                            | \$ 320.41                   | \$ 320.41                            |
| Buchanan, John E W / L / E Annis M                                 | 53-08-21-300-056.000-008 |        | 2               | N  | \$ -                    | \$ -                    | \$ -                           | \$ -                       | \$ -                     | \$ -                     | \$ -                            | \$ -                        | \$ -                                 |
| Stidd, Thomas L  | 53-08-29-100-005.000-008 | 1899   | 2               | N  | \$ -                    | \$ -                    | \$ -                           | \$ -                       | \$ -                     | \$ -                     | \$ -                            | \$ -                        | \$ -                                 |
| Stidd, Larry T & Rebecca S   | 53-08-29-100-038.000-008 | 1900   | 2               | N  | \$ -                    | \$ -                    | \$ -                           | \$ -                       | \$ -                     | \$ -                     | \$ -                            | \$ -                        | \$ -                                 |
| Craig, Kenneth R   | 53-08-21-301-077.000-008 |        | 2               | N  | \$ -                    | \$ -                    | \$ -                           | \$ -                       | \$ -                     | \$ -                     | \$ -                            | \$ -                        | \$ -                                 |
| Craig, Kenneth R   | 53-08-21-301-040.000-008 |        | 2               | N  | \$ -                    | \$ -                    | \$ -                           | \$ -                       | \$ -                     | \$ -                     | \$ -                            | \$ -                        | \$ -                                 |
| Craig, Kenneth R   | 53-08-21-301-039.000-008 |        | 2               | N  | \$ -                    | \$ -                    | \$ -                           | \$ -                       | \$ -                     | \$ -                     | \$ -                            | \$ -                        | \$ -                                 |
| Craig, Kenneth R   | 53-08-21-301-071.000-008 |        | 2               | N  | \$ -                    | \$ -                    | \$ -                           | \$ -                       | \$ -                     | \$ -                     | \$ -                            | \$ -                        | \$ -                                 |
| Craig, Kenneth R   | 53-08-21-301-072.000-008 |        | 2               | N  | \$ -                    | \$ -                    | \$ -                           | \$ -                       | \$ -                     | \$ -                     | \$ -                            | \$ -                        | \$ -                                 |
| Craig, Kenneth R   | 53-08-21-301-064.000-008 |        | 2               | N  | \$ -                    | \$ -                    | \$ -                           | \$ -                       | \$ -                     | \$ -                     | \$ -                            | \$ -                        | \$ -                                 |
| Hillenburg, Robert A & Vicky A                                     | 53-08-21-301-088.000-008 |        | 2               | N  | \$ -                    | \$ -                    | \$ -                           | \$ -                       | \$ -                     | \$ -                     | \$ -                            | \$ -                        | \$ -                                 |
| Pigott, Rita R Trust   | 53-08-21-301-030.000-008 |        | 2               | N  | \$ -                    | \$ -                    | \$ -                           | \$ -                       | \$ -                     | \$ 256.30                | \$ -                            | \$ 256.30                   | \$ 256.30                            |
| Eads, Alan D   | 53-08-21-301-078.000-008 |        | 2               | N  | \$ -                    | \$ -                    | \$ -                           | \$ -                       | \$ -                     | \$ -                     | \$ -                            | \$ -                        | \$ -                                 |
| Craig, Kenneth R   | 53-08-21-300-085.000-008 |        | 2               | N  | \$ -                    | \$ -                    | \$ -                           | \$ -                       | \$ -                     | \$ -                     | \$ -                            | \$ -                        | \$ -                                 |

# City of Bloomington



## Area #2: South-East Annexation Area - Circuit Breaker Impacts Analysis

| Owner Name   | Parcel #                 | Waiver | Annexation Area | AG | Pre-Annex 1% CB Credits | Pre-Annex 2% CB Credits | Pre-Annex 65 & Over CB Credits | Pre-Annex Total CB Credits | Post-Annex 1% CB Credits | Post-Annex 2% CB Credits | Post-Annex 65 & Over CB Credits | Post-Annex Total CB Credits | Total Post-Annex CB Credits Increase |
|--|--------------------------|--------|-----------------|----|-------------------------|-------------------------|--------------------------------|----------------------------|--------------------------|--------------------------|---------------------------------|-----------------------------|--------------------------------------|
| Eads, Larry & Ruth   | 53-08-21-300-037.000-008 |        | 2               | N  | \$ -                    | \$ -                    | \$ -                           | \$ -                       | \$ -                     | \$ -                     | \$ -                            | \$ -                        | \$ -                                 |
| Kramme, Michael & Cathy  | 53-08-16-300-029.000-008 |        | 2               | N  | \$ -                    | \$ -                    | \$ -                           | \$ -                       | \$ 189.09                | \$ -                     | \$ -                            | \$ 189.09                   | \$ 189.09                            |
| Kramme, Michael  | 53-08-16-300-020.000-008 |        | 2               | N  | \$ -                    | \$ -                    | \$ -                           | \$ -                       | \$ -                     | \$ -                     | \$ -                            | \$ -                        | \$ -                                 |
| Bertermann, Erik   | 53-08-20-400-068.000-008 |        | 2               | N  | \$ -                    | \$ -                    | \$ -                           | \$ -                       | \$ -                     | \$ 228.06                | \$ -                            | \$ 228.06                   | \$ 228.06                            |
| Webb, Leslie Dale & Elsie Marie Revocable Trusts                 | 53-08-20-400-100.000-008 | 1484   | 2               | N  | \$ -                    | \$ -                    | \$ -                           | \$ -                       | \$ -                     | \$ -                     | \$ -                            | \$ -                        | \$ -                                 |
| Welp, Alexander C  | 53-08-20-400-095.000-008 |        | 2               | N  | \$ -                    | \$ -                    | \$ -                           | \$ -                       | \$ -                     | \$ -                     | \$ -                            | \$ -                        | \$ -                                 |
| Allison, David J & Devon F                                       | 53-05-36-400-007.000-004 |        | 2               | N  | \$ -                    | \$ -                    | \$ -                           | \$ -                       | \$ -                     | \$ 200.76                | \$ -                            | \$ 200.76                   | \$ 200.76                            |
| Chestnut, Larry D & Glenda J Revocable Trust                     | 53-08-20-400-064.000-008 |        | 2               | N  | \$ -                    | \$ -                    | \$ -                           | \$ -                       | \$ -                     | \$ 154.08                | \$ -                            | \$ 154.08                   | \$ 154.08                            |
| Emery, Steven K  | 53-08-14-102-001.000-008 |        | 2               | N  | \$ -                    | \$ -                    | \$ -                           | \$ -                       | \$ 32.28                 | \$ -                     | \$ -                            | \$ 32.28                    | \$ 32.28                             |
| Johnson, Jeffrey W & Melanie P                                   | 53-08-14-103-001.000-008 |        | 2               | N  | \$ -                    | \$ -                    | \$ -                           | \$ -                       | \$ -                     | \$ -                     | \$ -                            | \$ -                        | \$ -                                 |
| Boathouse Apartments LLC   | 53-08-14-200-020.539-008 | 2352   | 2               | N  | \$ -                    | \$ -                    | \$ -                           | \$ -                       | \$ -                     | \$ 386.14                | \$ -                            | \$ 386.14                   | \$ 386.14                            |
| Boathouse Apartments LLC   | 53-08-14-200-020.540-008 | 2352   | 2               | N  | \$ -                    | \$ -                    | \$ -                           | \$ -                       | \$ -                     | \$ 393.30                | \$ -                            | \$ 393.30                   | \$ 393.30                            |
| Boathouse Apartments LLC   | 53-08-14-200-020.541-008 | 2352   | 2               | N  | \$ -                    | \$ -                    | \$ -                           | \$ -                       | \$ -                     | \$ 392.88                | \$ -                            | \$ 392.88                   | \$ 392.88                            |
| Boathouse Apartments LLC   | 53-08-14-200-020.542-008 | 2352   | 2               | N  | \$ -                    | \$ -                    | \$ -                           | \$ -                       | \$ -                     | \$ 397.10                | \$ -                            | \$ 397.10                   | \$ 397.10                            |
| Boathouse Apartments LLC   | 53-08-14-200-020.543-008 | 2352   | 2               | N  | \$ -                    | \$ -                    | \$ -                           | \$ -                       | \$ -                     | \$ 389.09                | \$ -                            | \$ 389.09                   | \$ 389.09                            |
| Boathouse Apartments LLC   | 53-08-14-200-020.544-008 | 2352   | 2               | N  | \$ -                    | \$ -                    | \$ -                           | \$ -                       | \$ -                     | \$ 393.30                | \$ -                            | \$ 393.30                   | \$ 393.30                            |
| Boathouse Apartments LLC   | 53-08-14-200-020.545-008 | 2352   | 2               | N  | \$ -                    | \$ -                    | \$ -                           | \$ -                       | \$ -                     | \$ 392.88                | \$ -                            | \$ 392.88                   | \$ 392.88                            |
| Beal, Jackson G. & Carolyn M.                                    | 53-08-14-100-024.000-008 |        | 2               | N  | \$ -                    | \$ -                    | \$ -                           | \$ -                       | \$ 58.67                 | \$ -                     | \$ -                            | \$ 58.67                    | \$ 58.67                             |
| Terry, Herbert Alonzo  | 53-08-16-400-001.000-008 |        | 2               | N  | \$ -                    | \$ -                    | \$ -                           | \$ -                       | \$ -                     | \$ 280.54                | \$ -                            | \$ 280.54                   | \$ 280.54                            |
| Terry, Herbert Alonzo  | 53-08-16-400-004.000-008 |        | 2               | N  | \$ -                    | \$ -                    | \$ -                           | \$ -                       | \$ -                     | \$ -                     | \$ -                            | \$ -                        | \$ -                                 |
| Boathouse Apartments LLC   | 53-08-14-200-020.546-008 | 2352   | 2               | N  | \$ -                    | \$ -                    | \$ -                           | \$ -                       | \$ -                     | \$ 392.88                | \$ -                            | \$ 392.88                   | \$ 392.88                            |
| Boathouse Apartments LLC   | 53-08-14-200-020.547-008 | 2352   | 2               | N  | \$ -                    | \$ -                    | \$ -                           | \$ -                       | \$ -                     | \$ 393.30                | \$ -                            | \$ 393.30                   | \$ 393.30                            |
| Boathouse Apartments LLC   | 53-08-14-200-020.548-008 | 2352   | 2               | N  | \$ -                    | \$ -                    | \$ -                           | \$ -                       | \$ -                     | \$ 386.14                | \$ -                            | \$ 386.14                   | \$ 386.14                            |
| Boathouse Apartments LLC   | 53-08-14-200-020.549-008 | 2352   | 2               | N  | \$ -                    | \$ -                    | \$ -                           | \$ -                       | \$ -                     | \$ 397.10                | \$ -                            | \$ 397.10                   | \$ 397.10                            |
| Hurlow, John C & Christina                                       | 53-08-14-200-049.000-008 | 2175   | 2               | N  | \$ -                    | \$ -                    | \$ -                           | \$ -                       | \$ 1,960.31              | \$ -                     | \$ -                            | \$ 1,960.31                 | \$ 1,960.31                          |
| Wildenbeest, Mathijs & Thang, Boi Phuong                         | 53-08-14-200-046.000-008 | 2175   | 2               | N  | \$ -                    | \$ -                    | \$ -                           | \$ -                       | \$ 2,208.99              | \$ -                     | \$ -                            | \$ 2,208.99                 | \$ 2,208.99                          |
| Rego, Lopo L & Sonja O   | 53-08-14-200-059.000-008 | 2315   | 2               | N  | \$ -                    | \$ -                    | \$ -                           | \$ -                       | \$ 1,928.02              | \$ -                     | \$ -                            | \$ 1,928.02                 | \$ 1,928.02                          |
| Naik, Jayesh G & Bansari J                                       | 53-08-14-200-043.000-008 | 2240   | 2               | N  | \$ -                    | \$ -                    | \$ -                           | \$ -                       | \$ 1,750.40              | \$ -                     | \$ -                            | \$ 1,750.40                 | \$ 1,750.40                          |
| Miller, Nicholas Paul & Kathrine Annette                         | 53-08-14-200-016.000-008 | 2072   | 2               | N  | \$ -                    | \$ -                    | \$ -                           | \$ -                       | \$ 1,813.33              | \$ -                     | \$ -                            | \$ 1,813.33                 | \$ 1,813.33                          |
| Pinto, Amar G & Nirmala R  | 53-08-14-200-015.000-008 |        | 2               | N  | \$ -                    | \$ -                    | \$ -                           | \$ -                       | \$ 2,051.12              | \$ -                     | \$ -                            | \$ 2,051.12                 | \$ 2,051.12                          |
| McKeen, William Riley & Young, Nancy A                           | 53-08-14-200-013.000-008 | 2016   | 2               | N  | \$ -                    | \$ -                    | \$ -                           | \$ -                       | \$ 3,420.66              | \$ -                     | \$ -                            | \$ 3,420.66                 | \$ 3,420.66                          |
| Powell, Kevin & Allyson  | 53-08-14-200-011.000-008 | 2469   | 2               | N  | \$ -                    | \$ -                    | \$ -                           | \$ -                       | \$ 3,131.40              | \$ -                     | \$ -                            | \$ 3,131.40                 | \$ 3,131.40                          |
| Sturm, Paul R & Susan C  | 53-08-16-300-033.000-008 |        | 2               | N  | \$ -                    | \$ -                    | \$ -                           | \$ -                       | \$ -                     | \$ 440.97                | \$ -                            | \$ 440.97                   | \$ 440.97                            |
| Stephens, Robert D. & Lois A.                                    | 53-08-21-200-068.000-008 |        | 2               | N  | \$ -                    | \$ -                    | \$ -                           | \$ -                       | \$ -                     | \$ -                     | \$ -                            | \$ -                        | \$ -                                 |
| Zawacki, Kevin & Teresa  | 53-08-23-401-018.000-008 | 2360   | 2               | N  | \$ -                    | \$ -                    | \$ -                           | \$ -                       | \$ 2,561.31              | \$ -                     | \$ -                            | \$ 2,561.31                 | \$ 2,561.31                          |
| Haeberle, David C & Beth H                                       | 53-08-23-401-061.000-008 | 2360   | 2               | N  | \$ -                    | \$ -                    | \$ -                           | \$ -                       | \$ 1,942.51              | \$ -                     | \$ -                            | \$ 1,942.51                 | \$ 1,942.51                          |
| Bhatt, Ravi K & Ami Deepak Gandhi                                | 53-08-23-401-060.000-008 | 2360   | 2               | N  | \$ -                    | \$ -                    | \$ -                           | \$ -                       | \$ 2,056.89              | \$ -                     | \$ -                            | \$ 2,056.89                 | \$ 2,056.89                          |
| Kumar, Satish & Neelam   | 53-01-43-513-624.000-008 | 2360   | 2               | N  | \$ -                    | \$ -                    | \$ -                           | \$ -                       | \$ -                     | \$ -                     | \$ -                            | \$ -                        | \$ -                                 |
| Miller, Thomas E   | 53-01-43-513-625.000-008 | 2360   | 2               | N  | \$ -                    | \$ -                    | \$ -                           | \$ -                       | \$ -                     | \$ 3,799.40              | \$ -                            | \$ 3,799.40                 | \$ 3,799.40                          |
| Sterling Woods II Inc  | 53-01-43-513-626.000-008 | 2360   | 2               | Y  | \$ -                    | \$ -                    | \$ -                           | \$ -                       | \$ -                     | \$ -                     | \$ -                            | \$ -                        | \$ -                                 |
| McGlothlin, Theodore M & Gladys M Revocable Living Trust         | 53-08-12-200-002.000-008 | 2287   | 2               | N  | \$ -                    | \$ -                    | \$ -                           | \$ -                       | \$ -                     | \$ 272.74                | \$ -                            | \$ 272.74                   | \$ 272.74                            |
| Mendoza, Cesar Gabriel Pestana; De Pestana, Raquel Tivisay Parra | 53-08-11-101-046.000-008 |        | 2               | N  | \$ -                    | \$ -                    | \$ -                           | \$ -                       | \$ 34.65                 | \$ -                     | \$ -                            | \$ 34.65                    | \$ 34.65                             |

# City of Bloomington

## Area #2: South-East Annexation Area - Circuit Breaker Impacts Analysis



| Owner Name   | Parcel #                 | Waiver | Annexation Area | AG | Pre-Annex 1% CB Credits | Pre-Annex 2% CB Credits | Pre-Annex 65 & Over CB Credits | Pre-Annex Total CB Credits | Post-Annex 1% CB Credits | Post-Annex 2% CB Credits | Post-Annex 65 & Over CB Credits | Post-Annex Total CB Credits | Total Post-Annex CB Credits Increase |
|--|--------------------------|--------|-----------------|----|-------------------------|-------------------------|--------------------------------|----------------------------|--------------------------|--------------------------|---------------------------------|-----------------------------|--------------------------------------|
| Long, Michael O & Washburn, Sandra J                             | 53-08-21-200-104.000-008 | 1647   | 2               | N  | \$ -                    | \$ -                    | \$ -                           | \$ -                       | \$ -                     | \$ -                     | \$ -                            | \$ -                        | \$ -                                 |
| Langley, Ryan J  | 53-08-21-200-096.000-008 | 1616   | 2               | N  | \$ -                    | \$ -                    | \$ -                           | \$ -                       | \$ -                     | \$ 222.37                | \$ -                            | \$ 222.37                   | \$ 222.37                            |
| Van Landingham, Frank  | 53-08-21-200-083.000-008 | 2432   | 2               | N  | \$ -                    | \$ -                    | \$ -                           | \$ -                       | \$ -                     | \$ 182.11                | \$ -                            | \$ 182.11                   | \$ 182.11                            |
| Felling, Chance  | 53-08-21-200-049.000-008 | 2433   | 2               | N  | \$ -                    | \$ -                    | \$ -                           | \$ -                       | \$ -                     | \$ 158.29                | \$ -                            | \$ 158.29                   | \$ 158.29                            |
| Van Landingham, Frank  | 53-08-21-200-141.000-008 | 1433   | 2               | N  | \$ -                    | \$ -                    | \$ -                           | \$ -                       | \$ -                     | \$ 228.27                | \$ -                            | \$ 228.27                   | \$ 228.27                            |
| Labarge, Gary R & Cheryl   | 53-08-21-200-097.000-008 | 1470   | 2               | N  | \$ -                    | \$ -                    | \$ -                           | \$ -                       | \$ -                     | \$ 220.89                | \$ -                            | \$ 220.89                   | \$ 220.89                            |
| Clarke, Danielle C   | 53-08-21-200-122.000-008 |        | 2               | N  | \$ -                    | \$ -                    | \$ -                           | \$ -                       | \$ -                     | \$ -                     | \$ -                            | \$ -                        | \$ -                                 |
| Highlander Property Management LLC                               | 53-08-21-200-123.000-008 | 1489   | 2               | N  | \$ -                    | \$ -                    | \$ -                           | \$ -                       | \$ -                     | \$ 299.93                | \$ -                            | \$ 299.93                   | \$ 299.93                            |
| Scharf, Steven W & Stephanie E                                   | 53-08-21-200-098.000-008 | 1413   | 2               | N  | \$ -                    | \$ -                    | \$ -                           | \$ -                       | \$ -                     | \$ -                     | \$ -                            | \$ -                        | \$ -                                 |
| Van Landingham, Frank  | 53-08-21-200-105.000-008 | 1457   | 2               | N  | \$ -                    | \$ -                    | \$ -                           | \$ -                       | \$ -                     | \$ 154.08                | \$ -                            | \$ 154.08                   | \$ 154.08                            |
| Van Landingham, Frank  | 53-08-21-200-139.000-008 | 2434   | 2               | N  | \$ -                    | \$ -                    | \$ -                           | \$ -                       | \$ -                     | \$ 191.59                | \$ -                            | \$ 191.59                   | \$ 191.59                            |
| Abrams, Scott J & Schafer, Julie A                               | 53-08-21-200-114.000-008 |        | 2               | N  | \$ -                    | \$ -                    | \$ -                           | \$ -                       | \$ -                     | \$ -                     | \$ -                            | \$ -                        | \$ -                                 |
| Clark, Daniel M & Tamara D                                       | 53-08-21-200-076.000-008 | 1486   | 2               | N  | \$ -                    | \$ -                    | \$ -                           | \$ -                       | \$ -                     | \$ 141.04                | \$ -                            | \$ 141.04                   | \$ 141.04                            |
| Stuffle, Herbert P & Shiyoko Rev Trust w//e & Stuffle, Michael   | 53-08-21-200-074.000-008 |        | 2               | N  | \$ -                    | \$ -                    | \$ -                           | \$ -                       | \$ -                     | \$ -                     | \$ -                            | \$ -                        | \$ -                                 |
| Feng, Yunling  | 53-08-21-200-056.000-008 | 1410   | 2               | N  | \$ -                    | \$ -                    | \$ -                           | \$ -                       | \$ -                     | \$ 217.73                | \$ -                            | \$ 217.73                   | \$ 217.73                            |
| Felling, Chance  | 53-08-21-200-009.000-008 | 1406   | 2               | N  | \$ -                    | \$ -                    | \$ -                           | \$ -                       | \$ -                     | \$ 196.65                | \$ -                            | \$ 196.65                   | \$ 196.65                            |
| Felling, Chance  | 53-08-21-200-129.000-008 | 1407   | 2               | N  | \$ -                    | \$ -                    | \$ -                           | \$ -                       | \$ -                     | \$ 196.65                | \$ -                            | \$ 196.65                   | \$ 196.65                            |
| Felling, Chance  | 53-08-21-200-011.000-008 | 1407   | 2               | N  | \$ -                    | \$ -                    | \$ -                           | \$ -                       | \$ -                     | \$ 194.54                | \$ -                            | \$ 194.54                   | \$ 194.54                            |
| Chun, Hyungeun   | 53-08-01-400-136.000-008 |        | 2               | N  | \$ -                    | \$ -                    | \$ -                           | \$ -                       | \$ 562.95                | \$ -                     | \$ -                            | \$ 562.95                   | \$ 562.95                            |
| Smith, Daniel G & Chalsea B                                      | 53-08-01-400-130.000-008 | 2039   | 2               | N  | \$ -                    | \$ -                    | \$ -                           | \$ -                       | \$ 857.33                | \$ -                     | \$ -                            | \$ 857.33                   | \$ 857.33                            |
| Bernsen, Charles Revocable Trust; White, Deborah Revocable Trust | 53-08-01-400-031.000-008 | 2039   | 2               | N  | \$ -                    | \$ -                    | \$ -                           | \$ -                       | \$ 510.37                | \$ -                     | \$ -                            | \$ 510.37                   | \$ 510.37                            |
| Mauro, Megan E & Burkett, Matthew J                              | 53-08-01-400-114.000-008 | 2039   | 2               | N  | \$ -                    | \$ -                    | \$ -                           | \$ -                       | \$ 407.69                | \$ -                     | \$ -                            | \$ 407.69                   | \$ 407.69                            |
| Srinivas, Sangly P   | 53-08-01-400-148.000-008 | 2039   | 2               | N  | \$ -                    | \$ -                    | \$ -                           | \$ -                       | \$ 456.14                | \$ -                     | \$ -                            | \$ 456.14                   | \$ 456.14                            |
| Day, Lora D  | 53-08-01-400-128.000-008 | 2039   | 2               | N  | \$ -                    | \$ -                    | \$ -                           | \$ -                       | \$ -                     | \$ -                     | \$ -                            | \$ -                        | \$ -                                 |
| Smiley, Barbara P & David L                                      | 53-08-01-400-150.000-008 | 2039   | 2               | N  | \$ -                    | \$ -                    | \$ -                           | \$ -                       | \$ 570.82                | \$ -                     | \$ -                            | \$ 570.82                   | \$ 570.82                            |
| Chan, Dennis K & Hui Ouyang                                      | 53-08-01-400-170.000-008 | 2039   | 2               | N  | \$ -                    | \$ -                    | \$ -                           | \$ -                       | \$ 607.68                | \$ -                     | \$ -                            | \$ 607.68                   | \$ 607.68                            |
| Merceron, Jacques E & Elizabeth                                  | 53-08-01-400-121.000-008 | 2039   | 2               | N  | \$ -                    | \$ -                    | \$ -                           | \$ -                       | \$ 798.12                | \$ -                     | \$ -                            | \$ 798.12                   | \$ 798.12                            |
| Smith, Laird K & Nancy T   | 53-08-01-400-117.000-008 | 2039   | 2               | N  | \$ -                    | \$ -                    | \$ -                           | \$ -                       | \$ 618.02                | \$ -                     | \$ -                            | \$ 618.02                   | \$ 618.02                            |
| Shakalis, Pandelis M & Constance T                               | 53-08-01-400-115.000-008 | 2039   | 2               | N  | \$ -                    | \$ -                    | \$ -                           | \$ -                       | \$ 492.15                | \$ -                     | \$ -                            | \$ 492.15                   | \$ 492.15                            |
| Drobnik, Agnieszka & Henry, Rene Lynn                            | 53-08-01-400-137.000-008 | 2039   | 2               | N  | \$ -                    | \$ -                    | \$ -                           | \$ -                       | \$ 560.47                | \$ -                     | \$ -                            | \$ 560.47                   | \$ 560.47                            |
| Roshan-Rawaan, Kanishka E & Amanda M                             | 53-08-01-400-149.000-008 | 2039   | 2               | N  | \$ -                    | \$ -                    | \$ -                           | \$ -                       | \$ 712.43                | \$ -                     | \$ -                            | \$ 712.43                   | \$ 712.43                            |
| Hooshmand, Reza  | 53-08-01-400-116.000-008 | 2039   | 2               | N  | \$ -                    | \$ -                    | \$ -                           | \$ -                       | \$ 767.07                | \$ -                     | \$ -                            | \$ 767.07                   | \$ 767.07                            |
| Edwards, Kenneth Alan Trust                                      | 53-08-01-400-133.000-008 | 2039   | 2               | N  | \$ -                    | \$ -                    | \$ -                           | \$ -                       | \$ 816.76                | \$ -                     | \$ -                            | \$ 816.76                   | \$ 816.76                            |
| Chesnut, Ellen E & Roger N                                       | 53-08-01-400-122.000-008 | 2039   | 2               | N  | \$ -                    | \$ -                    | \$ -                           | \$ -                       | \$ 684.26                | \$ -                     | \$ -                            | \$ 684.26                   | \$ 684.26                            |
| Galloway, Laura L  | 53-08-01-400-151.000-008 | 2039   | 2               | N  | \$ -                    | \$ -                    | \$ -                           | \$ -                       | \$ 519.49                | \$ -                     | \$ -                            | \$ 519.49                   | \$ 519.49                            |
| Hart, Gayle C  | 53-08-01-400-142.000-008 | 2039   | 2               | N  | \$ -                    | \$ -                    | \$ -                           | \$ -                       | \$ 618.85                | \$ -                     | \$ -                            | \$ 618.85                   | \$ 618.85                            |
| Mobley, Robert Coleman Jr & Victoria Lynn                        | 53-08-01-400-111.000-008 | 2039   | 2               | N  | \$ -                    | \$ -                    | \$ -                           | \$ -                       | \$ 638.73                | \$ -                     | \$ -                            | \$ 638.73                   | \$ 638.73                            |
| Lee, Sonia Song-Ha & Peifer, Jason T                             | 53-08-01-400-153.000-008 | 2039   | 2               | N  | \$ -                    | \$ -                    | \$ -                           | \$ -                       | \$ 651.14                | \$ -                     | \$ -                            | \$ 651.14                   | \$ 651.14                            |
| Li, Zhen & Ruli Xiao   | 53-08-01-400-164.000-008 | 2039   | 2               | N  | \$ -                    | \$ -                    | \$ -                           | \$ -                       | \$ 1,020.05              | \$ -                     | \$ -                            | \$ 1,020.05                 | \$ 1,020.05                          |
| Gu, Xian   | 53-08-01-400-044.000-008 | 2039   | 2               | N  | \$ -                    | \$ -                    | \$ -                           | \$ -                       | \$ 781.15                | \$ -                     | \$ -                            | \$ 781.15                   | \$ 781.15                            |
| Surra, Patricia R Trust  | 53-08-01-400-163.000-008 | 2039   | 2               | N  | \$ -                    | \$ -                    | \$ -                           | \$ -                       | \$ 1,167.03              | \$ -                     | \$ -                            | \$ 1,167.03                 | \$ 1,167.03                          |



# City of Bloomington



## Area #2: South-East Annexation Area - Circuit Breaker Impacts Analysis

| Owner Name   | Parcel #                 | Waiver | Annexation Area | AG | Pre-Annex 1% CB Credits | Pre-Annex 2% CB Credits | Pre-Annex 65 & Over CB Credits | Pre-Annex Total CB Credits | Post-Annex 1% CB Credits | Post-Annex 2% CB Credits | Post-Annex 65 & Over CB Credits | Post-Annex Total CB Credits | Total Post-Annex CB Credits Increase |
|--|--------------------------|--------|-----------------|----|-------------------------|-------------------------|--------------------------------|----------------------------|--------------------------|--------------------------|---------------------------------|-----------------------------|--------------------------------------|
| Anderson, Lloyd E & Theresa R Irrevocable Trust        | 53-08-11-101-031.000-008 |        | 2               | N  | \$ -                    | \$ -                    | \$ -                           | \$ -                       | \$ -                     | \$ -                     | \$ -                            | \$ -                        | \$ -                                 |
| Anderson, Lloyd E & Theresa R Irrevocable Trust        | 53-08-11-101-025.000-008 |        | 2               | N  | \$ -                    | \$ -                    | \$ -                           | \$ -                       | \$ -                     | \$ -                     | \$ -                            | \$ -                        | \$ -                                 |
| Nethery, William R & Teresa                            | 53-08-21-300-061.000-008 |        | 2               | N  | \$ -                    | \$ -                    | \$ -                           | \$ -                       | \$ 64.47                 | \$ -                     | \$ -                            | \$ 64.47                    | \$ 64.47                             |
| 1408 Church LLC  | 53-08-20-403-015.000-008 |        | 2               | N  | \$ -                    | \$ -                    | \$ -                           | \$ -                       | \$ -                     | \$ 183.37                | \$ -                            | \$ 183.37                   | \$ 183.37                            |
| 1408 Church LLC  | 53-08-20-400-017.000-008 |        | 2               | N  | \$ -                    | \$ -                    | \$ -                           | \$ -                       | \$ -                     | \$ -                     | \$ -                            | \$ -                        | \$ -                                 |
| 1408 Church LLC  | 53-08-20-400-040.000-008 |        | 2               | N  | \$ -                    | \$ -                    | \$ -                           | \$ -                       | \$ -                     | \$ -                     | \$ -                            | \$ -                        | \$ -                                 |
| AFH Properties LLC                                     | 53-08-21-200-063.000-008 | 2260   | 2               | N  | \$ -                    | \$ -                    | \$ -                           | \$ -                       | \$ -                     | \$ -                     | \$ -                            | \$ -                        | \$ -                                 |
| Dunn, W R & Snoddy, Robert E Partnership C/o Phil Hill | 53-08-29-100-015.000-008 |        | 2               | N  | \$ -                    | \$ -                    | \$ -                           | \$ -                       | \$ -                     | \$ -                     | \$ -                            | \$ -                        | \$ -                                 |
| Monroe County Park & Recreation Board                  | 53-08-29-100-006.000-008 | 1300   | 2               | N  | \$ -                    | \$ -                    | \$ -                           | \$ -                       | \$ -                     | \$ -                     | \$ -                            | \$ -                        | \$ -                                 |
| Galvan, Jay L  | 53-08-01-400-015.000-008 |        | 2               | N  | \$ -                    | \$ -                    | \$ -                           | \$ -                       | \$ -                     | \$ -                     | \$ -                            | \$ -                        | \$ -                                 |
| Blackwell Contractors                                  | 53-08-21-100-091.000-008 | 1841   | 2               | N  | \$ -                    | \$ -                    | \$ -                           | \$ -                       | \$ -                     | \$ -                     | \$ -                            | \$ -                        | \$ -                                 |
| Smithville, Telephone                                  | 53-01-41-231-010.000-008 | 1841   | 2               | N  | \$ -                    | \$ -                    | \$ -                           | \$ -                       | \$ -                     | \$ -                     | \$ -                            | \$ -                        | \$ -                                 |
| Terrell, Brenda J                                      | 53-08-21-100-050.000-008 |        | 2               | N  | \$ -                    | \$ -                    | \$ -                           | \$ -                       | \$ -                     | \$ -                     | \$ -                            | \$ -                        | \$ -                                 |
| Hybrid Investment Group LLC                            | 53-08-21-100-090.000-008 | 2501   | 2               | Y  | \$ -                    | \$ -                    | \$ -                           | \$ -                       | \$ -                     | \$ -                     | \$ -                            | \$ -                        | \$ -                                 |
| Apostolic Bible Church Inc                             | 53-08-23-100-008.000-008 |        | 2               | N  | \$ -                    | \$ -                    | \$ -                           | \$ -                       | \$ -                     | \$ 53.23                 | \$ -                            | \$ 53.23                    | \$ 53.23                             |
| Apostolic Bible Church Inc                             | 53-08-23-100-006.000-008 |        | 2               | N  | \$ -                    | \$ -                    | \$ -                           | \$ -                       | \$ -                     | \$ -                     | \$ -                            | \$ -                        | \$ -                                 |
| Gakuen, Soshi  | 53-08-11-101-018.000-008 |        | 2               | N  | \$ -                    | \$ -                    | \$ -                           | \$ -                       | \$ -                     | \$ -                     | \$ -                            | \$ -                        | \$ -                                 |
| Gakuen, Soshi  | 53-08-11-101-044.000-008 |        | 2               | N  | \$ -                    | \$ -                    | \$ -                           | \$ -                       | \$ -                     | \$ -                     | \$ -                            | \$ -                        | \$ -                                 |
| Clear Creek Cemetery Assoc Trustees                    | 53-08-28-200-034.000-008 |        | 2               | N  | \$ -                    | \$ -                    | \$ -                           | \$ -                       | \$ -                     | \$ -                     | \$ -                            | \$ -                        | \$ -                                 |
| Clear Creek Cemetery Association, Trustees Of          | 53-08-28-200-031.000-008 |        | 2               | N  | \$ -                    | \$ -                    | \$ -                           | \$ -                       | \$ -                     | \$ -                     | \$ -                            | \$ -                        | \$ -                                 |
| Hill, Mary Margaret & Adams, Matthew R                 | 53-08-28-200-018.000-008 |        | 2               | N  | \$ -                    | \$ -                    | \$ -                           | \$ -                       | \$ 54.94                 | \$ -                     | \$ -                            | \$ 54.94                    | \$ 54.94                             |
| Clear Creek Christian Church                           | 53-08-29-100-024.000-008 | 2386   | 2               | N  | \$ -                    | \$ -                    | \$ -                           | \$ -                       | \$ -                     | \$ -                     | \$ -                            | \$ -                        | \$ -                                 |
| Clear Creek Cemetery Association Trustees of           | 53-08-29-100-023.000-008 |        | 2               | N  | \$ -                    | \$ -                    | \$ -                           | \$ -                       | \$ -                     | \$ -                     | \$ -                            | \$ -                        | \$ -                                 |
| Clear Creek Cemetery Association Trustees of           | 53-08-29-100-033.000-008 |        | 2               | N  | \$ -                    | \$ -                    | \$ -                           | \$ -                       | \$ -                     | \$ -                     | \$ -                            | \$ -                        | \$ -                                 |
| Clear Creek Cemetery Association Trustees of           | 53-08-28-200-043.000-008 |        | 2               | N  | \$ -                    | \$ -                    | \$ -                           | \$ -                       | \$ -                     | \$ -                     | \$ -                            | \$ -                        | \$ -                                 |
| Mt Calvary Baptist Church Trustees                     | 53-08-14-300-002.000-008 |        | 2               | N  | \$ -                    | \$ -                    | \$ -                           | \$ -                       | \$ -                     | \$ -                     | \$ -                            | \$ -                        | \$ -                                 |
| Kuratko, Donald E & Deborah A                          | 53-01-43-513-555.000-008 | 2360   | 2               | N  | \$ -                    | \$ -                    | \$ -                           | \$ -                       | \$ 3,322.51              | \$ -                     | \$ -                            | \$ 3,322.51                 | \$ 3,322.51                          |
| Reitmeyer, Jill  | 53-08-24-301-046.000-008 | 2360   | 2               | N  | \$ -                    | \$ -                    | \$ -                           | \$ -                       | \$ -                     | \$ 263.47                | \$ -                            | \$ 263.47                   | \$ 263.47                            |
| Ballenger, Francys Ann & Reitmeyer, Jill               | 53-08-24-301-034.000-008 | 2360   | 2               | N  | \$ -                    | \$ -                    | \$ -                           | \$ -                       | \$ 2,420.91              | \$ -                     | \$ -                            | \$ 2,420.91                 | \$ 2,420.91                          |
| Sterling Woods II Inc                                  | 53-08-24-301-022.000-008 | 2360   | 2               | N  | \$ -                    | \$ -                    | \$ -                           | \$ -                       | \$ -                     | \$ -                     | \$ -                            | \$ -                        | \$ -                                 |
| Sterling Woods II Inc                                  | 53-08-24-301-032.000-008 | 2360   | 2               | N  | \$ -                    | \$ -                    | \$ -                           | \$ -                       | \$ -                     | \$ -                     | \$ -                            | \$ -                        | \$ -                                 |
| Sterling Woods II Inc                                  | 53-08-24-301-035.000-008 | 2360   | 2               | N  | \$ -                    | \$ -                    | \$ -                           | \$ -                       | \$ -                     | \$ -                     | \$ -                            | \$ -                        | \$ -                                 |
| Sterling Woods II Inc                                  | 53-08-24-301-023.000-008 | 2360   | 2               | N  | \$ -                    | \$ -                    | \$ -                           | \$ -                       | \$ -                     | \$ -                     | \$ -                            | \$ -                        | \$ -                                 |
| Sterling Woods II Inc                                  | 53-08-24-301-030.000-008 | 2360   | 2               | N  | \$ -                    | \$ -                    | \$ -                           | \$ -                       | \$ -                     | \$ -                     | \$ -                            | \$ -                        | \$ -                                 |
| Sterling Woods II Inc                                  | 53-08-24-301-040.000-008 | 2360   | 2               | N  | \$ -                    | \$ -                    | \$ -                           | \$ -                       | \$ -                     | \$ -                     | \$ -                            | \$ -                        | \$ -                                 |
| Sterling Woods II Inc                                  | 53-08-24-301-041.000-008 | 2360   | 2               | N  | \$ -                    | \$ -                    | \$ -                           | \$ -                       | \$ -                     | \$ -                     | \$ -                            | \$ -                        | \$ -                                 |
| Sterling Woods II Inc                                  | 53-08-24-301-020.000-008 | 2360   | 2               | Y  | \$ -                    | \$ -                    | \$ -                           | \$ -                       | \$ -                     | \$ -                     | \$ -                            | \$ -                        | \$ -                                 |
| Sterling Woods II Inc                                  | 53-08-24-301-019.000-008 | 2360   | 2               | N  | \$ -                    | \$ -                    | \$ -                           | \$ -                       | \$ -                     | \$ -                     | \$ -                            | \$ -                        | \$ -                                 |
| Sterling Woods II Inc                                  | 53-08-24-301-044.000-008 | 2360   | 2               | N  | \$ -                    | \$ -                    | \$ -                           | \$ -                       | \$ -                     | \$ -                     | \$ -                            | \$ -                        | \$ -                                 |
| Sterling Woods II Inc                                  | 53-08-24-301-001.000-008 | 2360   | 2               | N  | \$ -                    | \$ -                    | \$ -                           | \$ -                       | \$ -                     | \$ -                     | \$ -                            | \$ -                        | \$ -                                 |

# City of Bloomington



## Area #2: South-East Annexation Area - Circuit Breaker Impacts Analysis

| Owner Name   | Parcel #                 | Waiver | Annexation Area | AG | Pre-Annex 1% CB Credits | Pre-Annex 2% CB Credits | Pre-Annex 65 & Over CB Credits | Pre-Annex Total CB Credits | Post-Annex 1% CB Credits | Post-Annex 2% CB Credits | Post-Annex 65 & Over CB Credits | Post-Annex Total CB Credits | Total Post-Annex CB Credits Increase |
|--|--------------------------|--------|-----------------|----|-------------------------|-------------------------|--------------------------------|----------------------------|--------------------------|--------------------------|---------------------------------|-----------------------------|--------------------------------------|
| Sterling Woods II Inc  | 53-08-24-301-010.000-008 | 2360   | 2               | N  | \$ -                    | \$ -                    | \$ -                           | \$ -                       | \$ -                     | \$ -                     | \$ -                            | \$ -                        | \$ -                                 |
| Sterling Woods II Inc  | 53-08-24-301-027.000-008 | 2360   | 2               | N  | \$ -                    | \$ -                    | \$ -                           | \$ -                       | \$ -                     | \$ -                     | \$ -                            | \$ -                        | \$ -                                 |
| Sterling Woods II Inc  | 53-08-24-301-014.000-008 | 2360   | 2               | N  | \$ -                    | \$ -                    | \$ -                           | \$ -                       | \$ -                     | \$ -                     | \$ -                            | \$ -                        | \$ -                                 |
| Sterling Woods II Inc  | 53-08-24-301-007.000-008 | 2360   | 2               | N  | \$ -                    | \$ -                    | \$ -                           | \$ -                       | \$ -                     | \$ -                     | \$ -                            | \$ -                        | \$ -                                 |
| Sterling Woods II Inc  | 53-08-24-301-003.000-008 | 2360   | 2               | N  | \$ -                    | \$ -                    | \$ -                           | \$ -                       | \$ -                     | \$ -                     | \$ -                            | \$ -                        | \$ -                                 |
| Sterling Woods II Inc  | 53-08-24-301-004.000-008 | 2360   | 2               | N  | \$ -                    | \$ -                    | \$ -                           | \$ -                       | \$ -                     | \$ -                     | \$ -                            | \$ -                        | \$ -                                 |
| Sterling Woods II Inc  | 53-08-24-301-029.000-008 | 2360   | 2               | N  | \$ -                    | \$ -                    | \$ -                           | \$ -                       | \$ -                     | \$ -                     | \$ -                            | \$ -                        | \$ -                                 |
| Sterling Woods II Inc  | 53-08-24-301-039.000-008 | 2360   | 2               | N  | \$ -                    | \$ -                    | \$ -                           | \$ -                       | \$ -                     | \$ -                     | \$ -                            | \$ -                        | \$ -                                 |
| Sterling Woods II Inc  | 53-08-24-301-008.000-008 | 2360   | 2               | N  | \$ -                    | \$ -                    | \$ -                           | \$ -                       | \$ -                     | \$ -                     | \$ -                            | \$ -                        | \$ -                                 |
| Sterling Woods II Inc  | 53-08-24-301-017.000-008 | 2360   | 2               | N  | \$ -                    | \$ -                    | \$ -                           | \$ -                       | \$ -                     | \$ -                     | \$ -                            | \$ -                        | \$ -                                 |
| Steinmetz, Daniel  | 53-08-14-105-002.000-008 |        | 2               | N  | \$ -                    | \$ -                    | \$ -                           | \$ -                       | \$ -                     | \$ -                     | \$ -                            | \$ -                        | \$ -                                 |
| Hines, Jonathan; Alexander, Lindsey D  | 53-08-28-200-045.000-008 |        | 2               | N  | \$ -                    | \$ -                    | \$ -                           | \$ -                       | \$ 165.49                | \$ -                     | \$ -                            | \$ 165.49                   | \$ 165.49                            |
| Edwards Family Trust   | 53-08-16-300-019.000-008 |        | 2               | N  | \$ -                    | \$ -                    | \$ -                           | \$ -                       | \$ -                     | \$ 242.81                | \$ -                            | \$ 242.81                   | \$ 242.81                            |
| Edwards Family Trust   | 53-08-16-300-016.000-008 |        | 2               | N  | \$ -                    | \$ -                    | \$ -                           | \$ -                       | \$ -                     | \$ 153.86                | \$ -                            | \$ 153.86                   | \$ 153.86                            |
| Walsh, John F & Foutty, Jennifer L   | 53-08-11-101-052.000-008 |        | 2               | N  | \$ -                    | \$ -                    | \$ -                           | \$ -                       | \$ -                     | \$ -                     | \$ -                            | \$ -                        | \$ -                                 |
| Becker, Peter J & Angela C Pao   | 53-08-11-101-076.000-008 | 1520   | 2               | N  | \$ -                    | \$ -                    | \$ -                           | \$ -                       | \$ 1,022.11              | \$ -                     | \$ -                            | \$ 1,022.11                 | \$ 1,022.11                          |
| Huss, David J. & Cara Lynn   | 53-08-11-101-067.000-008 | 1440   | 2               | N  | \$ -                    | \$ -                    | \$ -                           | \$ -                       | \$ 370.02                | \$ -                     | \$ -                            | \$ 370.02                   | \$ 370.02                            |
| Walsh, John F & Foutty, Jennifer L   | 53-08-11-101-075.000-008 |        | 2               | N  | \$ -                    | \$ -                    | \$ -                           | \$ -                       | \$ 382.43                | \$ -                     | \$ -                            | \$ 382.43                   | \$ 382.43                            |
| Winston, Wayne L & Vivian  | 53-08-14-200-019.000-008 | 2032   | 2               | N  | \$ -                    | \$ -                    | \$ -                           | \$ -                       | \$ 2,340.87              | \$ -                     | \$ -                            | \$ 2,340.87                 | \$ 2,340.87                          |
| Bhargava, Vir & Bipasha; Bhargava, Vazrik; Bhargava, Vitas; Bhargava, Karina | 53-08-14-200-012.000-008 | 2358   | 2               | N  | \$ -                    | \$ -                    | \$ -                           | \$ -                       | \$ 1,798.01              | \$ -                     | \$ -                            | \$ 1,798.01                 | \$ 1,798.01                          |
| Stelle, Erik C & Elizabeth A   | 53-08-14-200-009.000-008 | 2133   | 2               | N  | \$ -                    | \$ -                    | \$ -                           | \$ -                       | \$ 2,340.52              | \$ -                     | \$ -                            | \$ 2,340.52                 | \$ 2,340.52                          |
| Brafford, Micky L & Lisa A   | 53-08-14-200-010.000-008 | 1961   | 2               | N  | \$ -                    | \$ -                    | \$ -                           | \$ -                       | \$ 1,800.49              | \$ -                     | \$ -                            | \$ 1,800.49                 | \$ 1,800.49                          |
| Darnell, Harold R & Linda R  | 53-08-14-200-023.000-008 |        | 2               | N  | \$ -                    | \$ -                    | \$ -                           | \$ -                       | \$ 1,857.58              | \$ -                     | \$ -                            | \$ 1,857.58                 | \$ 1,857.58                          |
| Woo, Kijin & Lee, Eunhwa   | 53-08-14-200-014.000-008 | 2193   | 2               | N  | \$ -                    | \$ -                    | \$ -                           | \$ -                       | \$ 1,524.16              | \$ -                     | \$ -                            | \$ 1,524.16                 | \$ 1,524.16                          |
| Hendrickson, David & Susan   | 53-08-14-200-053.000-008 | 2515   | 2               | N  | \$ -                    | \$ -                    | \$ -                           | \$ -                       | \$ -                     | \$ -                     | \$ -                            | \$ -                        | \$ -                                 |
| Moore, S Kenneth & Robyn D   | 53-08-14-200-042.000-008 | 2220   | 2               | N  | \$ -                    | \$ -                    | \$ -                           | \$ -                       | \$ 2,138.80              | \$ -                     | \$ -                            | \$ 2,138.80                 | \$ 2,138.80                          |
| Moore, Brian & Stephanie   | 53-08-14-200-045.000-008 |        | 2               | N  | \$ -                    | \$ -                    | \$ -                           | \$ -                       | \$ -                     | \$ -                     | \$ -                            | \$ -                        | \$ -                                 |
| Friedman, Robert & Shannon   | 53-08-14-200-060.000-008 | 1911   | 2               | N  | \$ -                    | \$ -                    | \$ -                           | \$ -                       | \$ 3,761.29              | \$ -                     | \$ -                            | \$ 3,761.29                 | \$ 3,761.29                          |
| Owen County State Bank   | 53-08-21-200-116.000-008 | 1798   | 2               | N  | \$ -                    | \$ -                    | \$ -                           | \$ -                       | \$ -                     | \$ -                     | \$ -                            | \$ -                        | \$ -                                 |
| Howard, David M  | 53-08-21-101-004.000-008 |        | 2               | N  | \$ -                    | \$ -                    | \$ -                           | \$ -                       | \$ -                     | \$ 481.83                | \$ -                            | \$ 481.83                   | \$ 481.83                            |
| Two Creeks Dev LLC   | 53-08-22-200-020.000-008 |        | 2               | N  | \$ -                    | \$ -                    | \$ -                           | \$ -                       | \$ -                     | \$ -                     | \$ -                            | \$ -                        | \$ -                                 |
| Bomba, Bradford J & Angela A   | 53-08-22-200-017.000-008 |        | 2               | N  | \$ -                    | \$ -                    | \$ -                           | \$ -                       | \$ -                     | \$ -                     | \$ -                            | \$ -                        | \$ -                                 |
| Bomba, Bradford J Jr & Angela A  | 53-08-22-200-023.000-008 | 2168   | 2               | N  | \$ -                    | \$ -                    | \$ -                           | \$ -                       | \$ 4,772.09              | \$ -                     | \$ -                            | \$ 4,772.09                 | \$ 4,772.09                          |
| Bomba, Bradford J Jr & Angela A  | 53-08-22-200-018.000-008 |        | 2               | N  | \$ -                    | \$ -                    | \$ -                           | \$ -                       | \$ -                     | \$ -                     | \$ -                            | \$ -                        | \$ -                                 |
| Two Creeks Dev LLC   | 53-08-22-200-019.000-008 |        | 2               | N  | \$ -                    | \$ -                    | \$ -                           | \$ -                       | \$ -                     | \$ -                     | \$ -                            | \$ -                        | \$ -                                 |
| Tibetan Cultural Center, Inc. C/o Thumpton Norbu                             | 53-08-14-400-007.000-008 | 2280   | 2               | N  | \$ -                    | \$ -                    | \$ -                           | \$ -                       | \$ -                     | \$ -                     | \$ -                            | \$ -                        | \$ -                                 |
| Dalglis, Malcolm & Judith A Klein  | 53-08-14-100-001.001-008 |        | 2               | N  | \$ -                    | \$ -                    | \$ -                           | \$ -                       | \$ -                     | \$ -                     | \$ -                            | \$ -                        | \$ -                                 |
| Jarrold, Martin F & Caroline C   | 53-08-14-108-001.000-008 |        | 2               | N  | \$ -                    | \$ -                    | \$ -                           | \$ -                       | \$ 768.73                | \$ -                     | \$ -                            | \$ 768.73                   | \$ 768.73                            |
| Kritzer, Ericson W; Tegeler-Kritzer, Dana                                    | 53-08-14-107-010.000-008 | 2151   | 2               | N  | \$ -                    | \$ -                    | \$ -                           | \$ -                       | \$ 1,897.79              | \$ -                     | \$ -                            | \$ 1,897.79                 | \$ 1,897.79                          |
| Biggs, Alan & Melissa  | 53-08-14-107-011.000-008 | 2151   | 2               | N  | \$ -                    | \$ -                    | \$ -                           | \$ -                       | \$ 3,271.80              | \$ -                     | \$ -                            | \$ 3,271.80                 | \$ 3,271.80                          |
| Wisniewski Revocable Trust   | 53-08-14-107-008.000-008 |        | 2               | N  | \$ -                    | \$ -                    | \$ -                           | \$ -                       | \$ 2,686.78              | \$ -                     | \$ -                            | \$ 2,686.78                 | \$ 2,686.78                          |
| Pal, Ravi  | 53-08-14-107-006.000-008 |        | 2               | N  | \$ -                    | \$ -                    | \$ -                           | \$ -                       | \$ 3,832.12              | \$ -                     | \$ -                            | \$ 3,832.12                 | \$ 3,832.12                          |
| Parker, Rodney P & Valerie G   | 53-08-14-107-007.000-008 |        | 2               | N  | \$ -                    | \$ -                    | \$ -                           | \$ -                       | \$ 2,934.44              | \$ -                     | \$ -                            | \$ 2,934.44                 | \$ 2,934.44                          |
| Dunn, Susan Peters Revocable Trust   | 53-08-14-107-009.000-008 |        | 2               | N  | \$ -                    | \$ -                    | \$ -                           | \$ -                       | \$ -                     | \$ 1,871.03              | \$ -                            | \$ 1,871.03                 | \$ 1,871.03                          |
| Walker, Joseph A III & Susan E   | 53-08-14-107-015.000-008 | 2151   | 2               | N  | \$ -                    | \$ -                    | \$ -                           | \$ -                       | \$ 3,528.56              | \$ -                     | \$ -                            | \$ 3,528.56                 | \$ 3,528.56                          |

# City of Bloomington



## Area #2: South-East Annexation Area - Circuit Breaker Impacts Analysis

| Owner Name  | Parcel #                 | Waiver | Annexation Area | AG | Pre-Annex 1% CB Credits | Pre-Annex 2% CB Credits | Pre-Annex 65 & Over CB Credits | Pre-Annex Total CB Credits | Post-Annex 1% CB Credits | Post-Annex 2% CB Credits | Post-Annex 65 & Over CB Credits | Post-Annex Total CB Credits | Total Post-Annex CB Credits Increase |
|---|--------------------------|--------|-----------------|----|-------------------------|-------------------------|--------------------------------|----------------------------|--------------------------|--------------------------|---------------------------------|-----------------------------|--------------------------------------|
| Sutor, Mark A   | 53-08-14-105-902.000-008 |        | 2               | N  | \$ -                    | \$ -                    | \$ -                           | \$ -                       | \$ 5,785.50              | \$ -                     | \$ -                            | \$ 5,785.50                 | \$ 5,785.50                          |
| Dyer, Pamela J Trust                                  | 53-08-14-108-007.000-008 | 2156   | 2               | N  | \$ -                    | \$ -                    | \$ -                           | \$ -                       | \$ 4,296.91              | \$ -                     | \$ -                            | \$ 4,296.91                 | \$ 4,296.91                          |
| Zhang, Xinhua & Yang Wang                             | 53-08-14-108-004.000-008 |        | 2               | N  | \$ -                    | \$ -                    | \$ -                           | \$ -                       | \$ 2,161.55              | \$ -                     | \$ -                            | \$ 2,161.55                 | \$ 2,161.55                          |
| Rios, Meinardo Cristobal                              | 53-08-14-107-014.000-008 | 2156   | 2               | N  | \$ -                    | \$ -                    | \$ -                           | \$ -                       | \$ 2,931.89              | \$ -                     | \$ -                            | \$ 2,931.89                 | \$ 2,931.89                          |
| Barnes, Steven W; English, Beth A                     | 53-08-14-108-002.000-008 | 2274   | 2               | N  | \$ -                    | \$ -                    | \$ -                           | \$ -                       | \$ 2,093.94              | \$ -                     | \$ -                            | \$ 2,093.94                 | \$ 2,093.94                          |
| Chao-Handel Family Trust                              | 53-08-14-108-005.000-008 |        | 2               | N  | \$ -                    | \$ -                    | \$ -                           | \$ -                       | \$ 3,044.99              | \$ -                     | \$ -                            | \$ 3,044.99                 | \$ 3,044.99                          |
| Shelby, Brandon & Jennifer                            | 53-08-21-100-029.000-008 | 2298   | 2               | N  | \$ -                    | \$ -                    | \$ -                           | \$ -                       | \$ 883.01                | \$ -                     | \$ -                            | \$ 883.01                   | \$ 883.01                            |
| Teddy Bear Real Estate LLC                            | 53-08-21-100-010.000-008 | 1914   | 2               | N  | \$ -                    | \$ -                    | \$ -                           | \$ -                       | \$ -                     | \$ -                     | \$ -                            | \$ -                        | \$ -                                 |
| Stumpner, Richard S Revocable Trust                   | 53-08-14-300-004.000-008 |        | 2               | N  | \$ -                    | \$ -                    | \$ -                           | \$ -                       | \$ -                     | \$ 250.40                | \$ -                            | \$ 250.40                   | \$ 250.40                            |
| Stewart, Roger Wm. & Patsy J.                         | 53-08-14-102-003.000-008 |        | 2               | N  | \$ -                    | \$ -                    | \$ -                           | \$ -                       | \$ 59.08                 | \$ -                     | \$ -                            | \$ 59.08                    | \$ 59.08                             |
| Jindal, Niket & Priti                                 | 53-08-14-108-008.000-008 |        | 2               | N  | \$ -                    | \$ -                    | \$ -                           | \$ -                       | \$ 2,886.33              | \$ -                     | \$ -                            | \$ 2,886.33                 | \$ 2,886.33                          |
| Bucchi, Toney Michael & Marilyn K                     | 53-08-14-108-009.000-008 | 2152   | 2               | N  | \$ -                    | \$ -                    | \$ -                           | \$ -                       | \$ 3,404.98              | \$ -                     | \$ -                            | \$ 3,404.98                 | \$ 3,404.98                          |
| Todd, Kevin L & Danielle D                            | 53-08-14-108-003.000-008 | 2152   | 2               | N  | \$ -                    | \$ -                    | \$ -                           | \$ -                       | \$ 2,986.01              | \$ -                     | \$ -                            | \$ 2,986.01                 | \$ 2,986.01                          |
| Erusa, Ranjith & Jyothi                               | 53-08-14-107-013.000-008 | 2152   | 2               | N  | \$ -                    | \$ -                    | \$ -                           | \$ -                       | \$ -                     | \$ -                     | \$ -                            | \$ -                        | \$ -                                 |
| Croft, David K & Jennifer L                           | 53-08-21-100-082.000-008 | 2263   | 2               | N  | \$ -                    | \$ -                    | \$ -                           | \$ -                       | \$ -                     | \$ -                     | \$ -                            | \$ -                        | \$ -                                 |
| Croft, David K & Jennifer L                           | 53-08-21-100-003.000-008 |        | 2               | N  | \$ -                    | \$ -                    | \$ -                           | \$ -                       | \$ -                     | \$ -                     | \$ -                            | \$ -                        | \$ -                                 |
| Sanders Rental & Investment Propeties LLC             | 53-08-28-200-024.000-008 |        | 2               | N  | \$ -                    | \$ -                    | \$ -                           | \$ -                       | \$ -                     | \$ 275.06                | \$ -                            | \$ 275.06                   | \$ 275.06                            |
| Borden, Richard L & Rebecca A                         | 53-08-16-300-004.000-008 |        | 2               | N  | \$ -                    | \$ -                    | \$ -                           | \$ -                       | \$ -                     | \$ -                     | \$ -                            | \$ -                        | \$ -                                 |
| Rosenthal, Karen & Brian DeSalvo                      | 53-08-01-400-174.000-008 | 2039   | 2               | N  | \$ -                    | \$ -                    | \$ -                           | \$ -                       | \$ 1,028.73              | \$ -                     | \$ -                            | \$ 1,028.73                 | \$ 1,028.73                          |
| Jackson, Chad Aaron & Staci Elizabeth                 | 53-08-21-200-106.000-008 | 2436   | 2               | N  | \$ -                    | \$ -                    | \$ -                           | \$ -                       | \$ -                     | \$ -                     | \$ -                            | \$ -                        | \$ -                                 |
| Yu, Xiaoling, Wu, Zhixin                              | 53-08-21-200-093.000-008 |        | 2               | N  | \$ -                    | \$ -                    | \$ -                           | \$ -                       | \$ -                     | \$ 316.58                | \$ -                            | \$ 316.58                   | \$ 316.58                            |
| Davis, Charles E                                      | 53-08-21-200-133.000-008 | 1431   | 2               | N  | \$ -                    | \$ -                    | \$ -                           | \$ -                       | \$ -                     | \$ -                     | \$ -                            | \$ -                        | \$ -                                 |
| Prather, Rex A & Susan D                              | 53-08-21-200-103.000-008 | 1405   | 2               | N  | \$ -                    | \$ -                    | \$ -                           | \$ -                       | \$ -                     | \$ -                     | \$ -                            | \$ -                        | \$ -                                 |
| Ham, Ronald Ray & Sandra Lynn                         | 53-08-21-200-034.000-008 |        | 2               | N  | \$ -                    | \$ -                    | \$ -                           | \$ -                       | \$ -                     | \$ -                     | \$ -                            | \$ -                        | \$ -                                 |
| Lindsay, Nancy D Revocable Living Trust w/life estate | 53-08-21-200-031.000-008 |        | 2               | N  | \$ -                    | \$ -                    | \$ -                           | \$ -                       | \$ -                     | \$ -                     | \$ -                            | \$ -                        | \$ -                                 |
| Barnett, Danna J                                      | 53-08-21-200-027.000-008 | 1423   | 2               | N  | \$ -                    | \$ -                    | \$ -                           | \$ -                       | \$ -                     | \$ -                     | \$ -                            | \$ -                        | \$ -                                 |
| Polanski, Eamon                                       | 53-08-21-200-012.000-008 | 1647   | 2               | N  | \$ -                    | \$ -                    | \$ -                           | \$ -                       | \$ -                     | \$ -                     | \$ -                            | \$ -                        | \$ -                                 |
| Gateley, Elizabeth                                    | 53-08-21-200-091.000-008 | 1535   | 2               | N  | \$ -                    | \$ -                    | \$ -                           | \$ -                       | \$ -                     | \$ -                     | \$ -                            | \$ -                        | \$ -                                 |
| Colvin, Ronald L & Charlotte A                        | 53-08-21-200-090.000-008 | 1464   | 2               | N  | \$ -                    | \$ -                    | \$ -                           | \$ -                       | \$ -                     | \$ -                     | \$ -                            | \$ -                        | \$ -                                 |
| Cooprider, Carl W & Thelma L Trust                    | 53-08-21-200-021.000-008 | 2435   | 2               | N  | \$ -                    | \$ -                    | \$ 218.00                      | \$ 218.00                  | \$ -                     | \$ -                     | \$ 613.18                       | \$ 613.18                   | \$ 395.18                            |
| Jordan, Pamela K                                      | 53-08-21-200-094.000-008 | 1445   | 2               | N  | \$ -                    | \$ -                    | \$ -                           | \$ -                       | \$ -                     | \$ -                     | \$ -                            | \$ -                        | \$ -                                 |
| Patton, Robert R & Paula E                            | 53-08-21-200-022.000-008 | 1450   | 2               | N  | \$ -                    | \$ -                    | \$ -                           | \$ -                       | \$ -                     | \$ -                     | \$ -                            | \$ -                        | \$ -                                 |
| Gucinski, Jason Anthony                               | 53-08-21-200-099.000-008 | 1591   | 2               | N  | \$ -                    | \$ -                    | \$ -                           | \$ -                       | \$ -                     | \$ -                     | \$ -                            | \$ -                        | \$ -                                 |
| Sciscoe, Loren K                                      | 53-08-21-200-128.000-008 | 1402   | 2               | N  | \$ -                    | \$ -                    | \$ -                           | \$ -                       | \$ -                     | \$ -                     | \$ -                            | \$ -                        | \$ -                                 |
| White, Benjamin                                       | 53-08-21-200-010.000-008 | 1411   | 2               | N  | \$ -                    | \$ -                    | \$ -                           | \$ -                       | \$ -                     | \$ 248.50                | \$ -                            | \$ 248.50                   | \$ 248.50                            |
| Summitt, Steven T                                     | 53-08-21-200-039.000-008 | 1601   | 2               | N  | \$ -                    | \$ -                    | \$ -                           | \$ -                       | \$ -                     | \$ -                     | \$ -                            | \$ -                        | \$ -                                 |
| Patterson, Scott                                      | 53-08-21-200-033.000-008 | 1546   | 2               | N  | \$ -                    | \$ -                    | \$ -                           | \$ -                       | \$ -                     | \$ -                     | \$ -                            | \$ -                        | \$ -                                 |
| Five Bamboos Holding Company LLC,                     | 53-08-21-200-148.000-008 | 1647   | 2               | N  | \$ -                    | \$ -                    | \$ -                           | \$ -                       | \$ -                     | \$ -                     | \$ -                            | \$ -                        | \$ -                                 |
| Quality Realty & Development LLC                      | 53-08-21-200-144.000-008 | 1647   | 2               | N  | \$ -                    | \$ -                    | \$ -                           | \$ -                       | \$ -                     | \$ -                     | \$ -                            | \$ -                        | \$ -                                 |
| Southcrest Estates LLC                                | 53-08-21-200-108.000-008 |        | 2               | N  | \$ -                    | \$ -                    | \$ -                           | \$ -                       | \$ -                     | \$ 4,246.87              | \$ -                            | \$ 4,246.87                 | \$ 4,246.87                          |
| Moulden, Bruce Edward & Mary Anne                     | 53-08-21-200-132.000-008 |        | 2               | N  | \$ -                    | \$ -                    | \$ -                           | \$ -                       | \$ 345.59                | \$ -                     | \$ -                            | \$ 345.59                   | \$ 345.59                            |
| Garrison, Debra L                                     | 53-08-29-107-008.000-008 | 1300   | 2               | N  | \$ -                    | \$ -                    | \$ -                           | \$ -                       | \$ -                     | \$ -                     | \$ -                            | \$ -                        | \$ -                                 |
| Hull, Michael T & Linda                               | 53-08-29-107-012.000-008 | 1300   | 2               | N  | \$ -                    | \$ -                    | \$ -                           | \$ -                       | \$ -                     | \$ -                     | \$ -                            | \$ -                        | \$ -                                 |

# City of Bloomington



## Area #2: South-East Annexation Area - Circuit Breaker Impacts Analysis

| Owner Name  | Parcel #                 | Waiver | Annexation Area | AG | Pre-Annex 1% CB Credits | Pre-Annex 2% CB Credits | Pre-Annex 65 & Over CB Credits | Pre-Annex Total CB Credits | Post-Annex 1% CB Credits | Post-Annex 2% CB Credits | Post-Annex 65 & Over CB Credits | Post-Annex Total CB Credits | Total Post-Annex CB Credits Increase |
|---|--------------------------|--------|-----------------|----|-------------------------|-------------------------|--------------------------------|----------------------------|--------------------------|--------------------------|---------------------------------|-----------------------------|--------------------------------------|
| Clemons, Ryan Scott & Kayla Danielle              | 53-08-29-107-004.000-008 | 1300   | 2               | N  | \$ -                    | \$ -                    | \$ -                           | \$ -                       | \$ -                     | \$ -                     | \$ -                            | \$ -                        | \$ -                                 |
| Tafoya, John & Claire                             | 53-08-01-400-166.000-008 | 2039   | 2               | N  | \$ -                    | \$ -                    | \$ -                           | \$ -                       | \$ 1,402.20              | \$ -                     | \$ -                            | \$ 1,402.20                 | \$ 1,402.20                          |
| Hendryx, Michael S & Juhua Luo                    | 53-08-01-100-102.000-008 | 2039   | 2               | N  | \$ -                    | \$ -                    | \$ -                           | \$ -                       | \$ 1,082.57              | \$ -                     | \$ -                            | \$ 1,082.57                 | \$ 1,082.57                          |
| Good, Brian S & Michele                           | 53-08-01-400-175.000-008 | 2039   | 2               | N  | \$ -                    | \$ -                    | \$ -                           | \$ -                       | \$ 782.39                | \$ -                     | \$ -                            | \$ 782.39                   | \$ 782.39                            |
| Bobrowsky, Patricia J & Stuart A                  | 53-08-01-400-157.000-008 | 2039   | 2               | N  | \$ -                    | \$ -                    | \$ -                           | \$ -                       | \$ 1,169.09              | \$ -                     | \$ -                            | \$ 1,169.09                 | \$ 1,169.09                          |
| Mattioli, Michael & Kimberly                      | 53-08-01-400-160.000-008 | 2039   | 2               | N  | \$ -                    | \$ -                    | \$ -                           | \$ -                       | \$ 1,020.45              | \$ -                     | \$ -                            | \$ 1,020.45                 | \$ 1,020.45                          |
| Messing, Katherine R & Wehner, Michael J          | 53-08-01-400-120.000-008 | 2039   | 2               | N  | \$ -                    | \$ -                    | \$ -                           | \$ -                       | \$ 801.02                | \$ -                     | \$ -                            | \$ 801.02                   | \$ 801.02                            |
| Luginbill, James Craig & Sandra Kay               | 53-08-01-400-146.000-008 | 2039   | 2               | N  | \$ -                    | \$ -                    | \$ -                           | \$ -                       | \$ 720.29                | \$ -                     | \$ -                            | \$ 720.29                   | \$ 720.29                            |
| Pound, James G & Ramona D                         | 53-08-01-400-132.000-008 | 2076   | 2               | N  | \$ -                    | \$ -                    | \$ -                           | \$ -                       | \$ 293.51                | \$ -                     | \$ -                            | \$ 293.51                   | \$ 293.51                            |
| Chapman, Robert F & Susan M                       | 53-08-01-400-141.000-008 | 2076   | 2               | N  | \$ -                    | \$ -                    | \$ -                           | \$ -                       | \$ 724.02                | \$ -                     | \$ -                            | \$ 724.02                   | \$ 724.02                            |
| Wasson, Ryan & Lori                               | 53-08-01-400-119.000-008 | 2076   | 2               | N  | \$ -                    | \$ -                    | \$ -                           | \$ -                       | \$ 613.04                | \$ -                     | \$ -                            | \$ 613.04                   | \$ 613.04                            |
| Cline, Karen B Revocable Trust                    | 53-08-01-400-155.000-008 | 2076   | 2               | N  | \$ -                    | \$ -                    | \$ -                           | \$ -                       | \$ 904.53                | \$ -                     | \$ -                            | \$ 904.53                   | \$ 904.53                            |
| Pikaard, Craig S & Diane J Revocable Living Trust | 53-08-01-400-158.000-008 | 2076   | 2               | N  | \$ -                    | \$ -                    | \$ -                           | \$ -                       | \$ 1,629.50              | \$ -                     | \$ -                            | \$ 1,629.50                 | \$ 1,629.50                          |
| Johnson, G Kent I & Diane                         | 53-08-01-400-140.000-008 | 2076   | 2               | N  | \$ -                    | \$ -                    | \$ -                           | \$ -                       | \$ 579.10                | \$ -                     | \$ -                            | \$ 579.10                   | \$ 579.10                            |
| Klingelhoffer, Kit & Rita A                       | 53-08-01-400-110.000-008 | 2076   | 2               | N  | \$ -                    | \$ -                    | \$ -                           | \$ -                       | \$ 997.28                | \$ -                     | \$ -                            | \$ 997.28                   | \$ 997.28                            |
| Crump, Michael P & Suzanne A                      | 53-08-01-400-127.000-008 | 2076   | 2               | N  | \$ -                    | \$ -                    | \$ -                           | \$ -                       | \$ 548.05                | \$ -                     | \$ -                            | \$ 548.05                   | \$ 548.05                            |
| Whitaker, Robert E & Brenda L                     | 53-08-01-400-171.000-008 | 2076   | 2               | N  | \$ -                    | \$ -                    | \$ -                           | \$ -                       | \$ 1,030.40              | \$ -                     | \$ -                            | \$ 1,030.40                 | \$ 1,030.40                          |
| Kernodie, Marc A & Lisa C                         | 53-08-01-400-169.000-008 | 2076   | 2               | N  | \$ -                    | \$ -                    | \$ -                           | \$ -                       | \$ 1,057.72              | \$ -                     | \$ -                            | \$ 1,057.72                 | \$ 1,057.72                          |
| Sauer, James R & Helen L                          | 53-08-01-400-134.000-008 | 2076   | 2               | N  | \$ -                    | \$ -                    | \$ -                           | \$ -                       | \$ 687.98                | \$ -                     | \$ -                            | \$ 687.98                   | \$ 687.98                            |
| Crigler, Eric Fletcher & Lee Ann                  | 53-08-01-400-138.000-008 | 2076   | 2               | N  | \$ -                    | \$ -                    | \$ -                           | \$ -                       | \$ 899.56                | \$ -                     | \$ -                            | \$ 899.56                   | \$ 899.56                            |
| Dirks, Bram & Son In Shirley Go                   | 53-08-01-400-139.000-008 | 2076   | 2               | N  | \$ -                    | \$ -                    | \$ -                           | \$ -                       | \$ 1,257.70              | \$ -                     | \$ -                            | \$ 1,257.70                 | \$ 1,257.70                          |
| Deckard, Christopher D                            | 53-08-29-107-001.000-008 | 1300   | 2               | N  | \$ -                    | \$ -                    | \$ -                           | \$ -                       | \$ -                     | \$ -                     | \$ -                            | \$ -                        | \$ -                                 |
| Kernan, Dan                                       | 53-08-29-107-003.000-008 | 1300   | 2               | N  | \$ -                    | \$ -                    | \$ -                           | \$ -                       | \$ -                     | \$ -                     | \$ -                            | \$ -                        | \$ -                                 |
| Foust, Joel W & Kimberly A                        | 53-08-29-107-005.000-008 | 1300   | 2               | N  | \$ -                    | \$ -                    | \$ -                           | \$ -                       | \$ -                     | \$ -                     | \$ -                            | \$ -                        | \$ -                                 |
| Chastain, Douglas R & Rebecca C                   | 53-08-29-107-002.000-008 | 1300   | 2               | N  | \$ -                    | \$ -                    | \$ -                           | \$ -                       | \$ -                     | \$ -                     | \$ -                            | \$ -                        | \$ -                                 |
| Mosier, Robert K II & Susan J                     | 53-08-29-107-009.000-008 | 1300   | 2               | N  | \$ -                    | \$ -                    | \$ -                           | \$ -                       | \$ -                     | \$ -                     | \$ -                            | \$ -                        | \$ -                                 |
| Montgomery, Michael A                             | 53-08-29-107-010.000-008 | 1300   | 2               | N  | \$ -                    | \$ -                    | \$ -                           | \$ -                       | \$ -                     | \$ -                     | \$ -                            | \$ -                        | \$ -                                 |
| Lucas, Sharon K                                   | 53-08-29-107-007.000-008 | 1300   | 2               | N  | \$ -                    | \$ -                    | \$ -                           | \$ -                       | \$ -                     | \$ -                     | \$ -                            | \$ -                        | \$ -                                 |
| Reynolds, Madonna K.                              | 53-08-29-107-011.000-008 | 1300   | 2               | N  | \$ -                    | \$ -                    | \$ -                           | \$ -                       | \$ -                     | \$ -                     | \$ -                            | \$ -                        | \$ -                                 |
| Lucas, Philip J                                   | 53-08-29-105-003.000-008 | 1300   | 2               | N  | \$ -                    | \$ -                    | \$ -                           | \$ -                       | \$ -                     | \$ -                     | \$ -                            | \$ -                        | \$ -                                 |
| Collier, Ivan K                                   | 53-08-29-105-005.000-008 | 1300   | 2               | N  | \$ -                    | \$ -                    | \$ -                           | \$ -                       | \$ -                     | \$ -                     | \$ -                            | \$ -                        | \$ -                                 |
| Monroe-Cook, Jessica L                            | 53-08-29-105-013.000-008 | 1300   | 2               | N  | \$ -                    | \$ -                    | \$ -                           | \$ -                       | \$ -                     | \$ -                     | \$ -                            | \$ -                        | \$ -                                 |
| Redman, Miranda D                                 | 53-08-29-105-002.000-008 | 1300   | 2               | N  | \$ -                    | \$ -                    | \$ -                           | \$ -                       | \$ -                     | \$ -                     | \$ -                            | \$ -                        | \$ -                                 |
| Taylor, Rebekah L                                 | 53-08-29-105-008.000-008 | 1300   | 2               | N  | \$ -                    | \$ -                    | \$ -                           | \$ -                       | \$ -                     | \$ -                     | \$ -                            | \$ -                        | \$ -                                 |
| Flater, David M & Karen L                         | 53-08-29-105-010.000-008 | 1300   | 2               | N  | \$ -                    | \$ -                    | \$ -                           | \$ -                       | \$ -                     | \$ -                     | \$ -                            | \$ -                        | \$ -                                 |
| Hedrick, Linda F.                                 | 53-08-29-105-007.000-008 | 1300   | 2               | N  | \$ -                    | \$ -                    | \$ -                           | \$ -                       | \$ -                     | \$ -                     | \$ -                            | \$ -                        | \$ -                                 |
| Welty, Nancy Livingston                           | 53-08-29-105-009.000-008 | 1300   | 2               | N  | \$ -                    | \$ -                    | \$ -                           | \$ -                       | \$ -                     | \$ -                     | \$ -                            | \$ -                        | \$ -                                 |
| Gragg, DeWayne H                                  | 53-08-29-105-006.000-008 | 1300   | 2               | N  | \$ -                    | \$ -                    | \$ -                           | \$ -                       | \$ -                     | \$ -                     | \$ -                            | \$ -                        | \$ -                                 |
| Weitkamp, Matthew J                               | 53-08-29-105-011.000-008 | 1300   | 2               | N  | \$ -                    | \$ -                    | \$ -                           | \$ -                       | \$ -                     | \$ -                     | \$ -                            | \$ -                        | \$ -                                 |
| Wills, Morgan L                                   | 53-08-29-105-015.000-008 | 1300   | 2               | N  | \$ -                    | \$ -                    | \$ -                           | \$ -                       | \$ -                     | \$ -                     | \$ -                            | \$ -                        | \$ -                                 |
| Irwin, Paul & Marilyn                             | 53-08-14-300-021.000-008 |        | 2               | N  | \$ -                    | \$ -                    | \$ -                           | \$ -                       | \$ 10.63                 | \$ -                     | \$ -                            | \$ 10.63                    | \$ 10.63                             |
| Brocklehurst, Elizabeth I & Mark J                | 53-08-21-100-052.000-008 |        | 2               | N  | \$ -                    | \$ -                    | \$ -                           | \$ -                       | \$ -                     | \$ -                     | \$ -                            | \$ -                        | \$ -                                 |
| Reeves, Jane M                                    | 53-08-21-200-013.000-008 |        | 2               | N  | \$ -                    | \$ -                    | \$ -                           | \$ -                       | \$ -                     | \$ -                     | \$ -                            | \$ -                        | \$ -                                 |
| Schuster, Stephen R                               | 53-08-21-100-007.000-008 |        | 2               | N  | \$ -                    | \$ -                    | \$ -                           | \$ -                       | \$ -                     | \$ 203.40                | \$ -                            | \$ 203.40                   | \$ 203.40                            |
| Schuster, Stephen R                               | 53-08-21-100-005.000-008 |        | 2               | N  | \$ -                    | \$ -                    | \$ -                           | \$ -                       | \$ -                     | \$ -                     | \$ -                            | \$ -                        | \$ -                                 |
| Doraci, Bledar S & Edita L                        | 53-08-21-100-024.000-008 |        | 2               | N  | \$ -                    | \$ -                    | \$ -                           | \$ -                       | \$ 560.89                | \$ -                     | \$ -                            | \$ 560.89                   | \$ 560.89                            |
| Helton, Daniel K & Elizabeth S                    | 53-08-20-400-015.000-008 |        | 2               | N  | \$ -                    | \$ -                    | \$ -                           | \$ -                       | \$ -                     | \$ 307.94                | \$ -                            | \$ 307.94                   | \$ 307.94                            |

# City of Bloomington



## Area #2: South-East Annexation Area - Circuit Breaker Impacts Analysis

| Owner Name                                       | Parcel #                 | Waiver | Annexation Area | AG | Pre-Annex 1% CB Credits | Pre-Annex 2% CB Credits | Pre-Annex 65 & Over CB Credits | Pre-Annex Total CB Credits | Post-Annex 1% CB Credits | Post-Annex 2% CB Credits | Post-Annex 65 & Over CB Credits | Post-Annex Total CB Credits | Total Post-Annex CB Credits Increase |
|--|--------------------------|--------|-----------------|----|-------------------------|-------------------------|--------------------------------|----------------------------|--------------------------|--------------------------|---------------------------------|-----------------------------|--------------------------------------|
| Ratliff, Mary Burch                              | 53-08-11-101-034.000-008 |        | 2               | N  | \$ -                    | \$ -                    | \$ -                           | \$ -                       | \$ -                     | \$ -                     | \$ -                            | \$ -                        | \$ -                                 |
| Terrell, Brenda J                                | 53-08-21-100-043.000-008 |        | 2               | N  | \$ -                    | \$ -                    | \$ -                           | \$ -                       | \$ -                     | \$ -                     | \$ -                            | \$ -                        | \$ -                                 |
| Gardner, Mark Alan & Candy Pinkston              | 53-08-21-100-048.000-008 |        | 2               | N  | \$ -                    | \$ -                    | \$ 183.00                      | \$ 183.00                  | \$ -                     | \$ -                     | \$ 856.51                       | \$ 856.51                   | \$ 673.51                            |
| Long, David & Patricia A                         | 53-08-20-403-010.000-008 |        | 2               | N  | \$ -                    | \$ -                    | \$ -                           | \$ -                       | \$ -                     | \$ -                     | \$ -                            | \$ -                        | \$ -                                 |
| McAuley, James Livingston & Esther R.            | 53-08-01-100-031.000-008 |        | 2               | N  | \$ -                    | \$ -                    | \$ -                           | \$ -                       | \$ 365.05                | \$ -                     | \$ -                            | \$ 365.05                   | \$ 365.05                            |
| Tobey, Matthew W & Dorazewski, Lisa M            | 53-08-21-400-043.000-008 |        | 2               | N  | \$ -                    | \$ -                    | \$ -                           | \$ -                       | \$ -                     | \$ -                     | \$ -                            | \$ -                        | \$ -                                 |
| Wray, James B                                    | 53-08-16-300-008.000-008 |        | 2               | N  | \$ -                    | \$ -                    | \$ -                           | \$ -                       | \$ -                     | \$ -                     | \$ -                            | \$ -                        | \$ -                                 |
| Monroe Co Community School Corp                  | 53-08-20-402-005.000-008 |        | 2               | N  | \$ -                    | \$ -                    | \$ -                           | \$ -                       | \$ -                     | \$ -                     | \$ -                            | \$ -                        | \$ -                                 |
| Monroe Co Community School Corp                  | 53-08-20-400-041.000-008 |        | 2               | N  | \$ -                    | \$ -                    | \$ -                           | \$ -                       | \$ -                     | \$ -                     | \$ -                            | \$ -                        | \$ -                                 |
| Monroe Co Community School Corp                  | 53-08-20-400-044.000-008 |        | 2               | N  | \$ -                    | \$ -                    | \$ -                           | \$ -                       | \$ -                     | \$ -                     | \$ -                            | \$ -                        | \$ -                                 |
| MCCSC 1996 School Building Corporation           | 53-08-20-400-031.000-008 |        | 2               | N  | \$ -                    | \$ -                    | \$ -                           | \$ -                       | \$ -                     | \$ -                     | \$ -                            | \$ -                        | \$ -                                 |
| Sterling Woods II Inc                            | 53-08-24-301-009.000-008 | 2360   | 2               | N  | \$ -                    | \$ -                    | \$ -                           | \$ -                       | \$ -                     | \$ -                     | \$ -                            | \$ -                        | \$ -                                 |
| Sterling Woods II Inc                            | 53-08-24-301-002.000-008 | 2360   | 2               | N  | \$ -                    | \$ -                    | \$ -                           | \$ -                       | \$ -                     | \$ -                     | \$ -                            | \$ -                        | \$ -                                 |
| Sterling Woods II Inc                            | 53-08-24-301-013.000-008 | 2360   | 2               | N  | \$ -                    | \$ -                    | \$ -                           | \$ -                       | \$ -                     | \$ -                     | \$ -                            | \$ -                        | \$ -                                 |
| Sterling Woods II Inc                            | 53-08-24-301-025.000-008 | 2360   | 2               | N  | \$ -                    | \$ -                    | \$ -                           | \$ -                       | \$ -                     | \$ -                     | \$ -                            | \$ -                        | \$ -                                 |
| Sterling Woods II Inc                            | 53-08-24-301-012.000-008 | 2360   | 2               | N  | \$ -                    | \$ -                    | \$ -                           | \$ -                       | \$ -                     | \$ -                     | \$ -                            | \$ -                        | \$ -                                 |
| Sterling Woods II Inc                            | 53-08-24-301-026.000-008 | 2360   | 2               | N  | \$ -                    | \$ -                    | \$ -                           | \$ -                       | \$ -                     | \$ -                     | \$ -                            | \$ -                        | \$ -                                 |
| Sterling Woods II Inc                            | 53-08-24-301-006.000-008 | 2360   | 2               | N  | \$ -                    | \$ -                    | \$ -                           | \$ -                       | \$ -                     | \$ -                     | \$ -                            | \$ -                        | \$ -                                 |
| Sterling Woods II Inc                            | 53-08-24-301-018.000-008 | 2360   | 2               | N  | \$ -                    | \$ -                    | \$ -                           | \$ -                       | \$ -                     | \$ -                     | \$ -                            | \$ -                        | \$ -                                 |
| Sterling Woods II Inc                            | 53-08-24-301-021.000-008 | 2360   | 2               | N  | \$ -                    | \$ -                    | \$ -                           | \$ -                       | \$ -                     | \$ -                     | \$ -                            | \$ -                        | \$ -                                 |
| Sterling Woods II Inc                            | 53-08-24-301-038.000-008 | 2360   | 2               | N  | \$ -                    | \$ -                    | \$ -                           | \$ -                       | \$ -                     | \$ -                     | \$ -                            | \$ -                        | \$ -                                 |
| Sterling Woods II Inc                            | 53-01-43-513-595.000-008 | 2360   | 2               | N  | \$ -                    | \$ -                    | \$ -                           | \$ -                       | \$ -                     | \$ -                     | \$ -                            | \$ -                        | \$ -                                 |
| Sterling Woods II Inc                            | 53-01-43-513-597.000-008 | 2360   | 2               | N  | \$ -                    | \$ -                    | \$ -                           | \$ -                       | \$ -                     | \$ -                     | \$ -                            | \$ -                        | \$ -                                 |
| Barkley, Mark                                    | 53-01-43-513-599.000-008 | 2360   | 2               | N  | \$ -                    | \$ -                    | \$ -                           | \$ -                       | \$ -                     | \$ -                     | \$ -                            | \$ -                        | \$ -                                 |
| Roy, Vijay P & Sapana                            | 53-01-43-513-600.000-008 | 2360   | 2               | N  | \$ -                    | \$ -                    | \$ -                           | \$ -                       | \$ 3,457.72              | \$ -                     | \$ -                            | \$ 3,457.72                 | \$ 3,457.72                          |
| Sterling Woods II Inc                            | 53-01-43-513-601.000-008 | 2360   | 2               | N  | \$ -                    | \$ -                    | \$ -                           | \$ -                       | \$ -                     | \$ -                     | \$ -                            | \$ -                        | \$ -                                 |
| Sterling Woods II Inc                            | 53-08-23-401-023.000-008 | 2360   | 2               | N  | \$ -                    | \$ -                    | \$ -                           | \$ -                       | \$ -                     | \$ -                     | \$ -                            | \$ -                        | \$ -                                 |
| Andry, James Matthew & Madelin Rose              | 53-08-23-401-037.000-008 | 2360   | 2               | N  | \$ -                    | \$ -                    | \$ -                           | \$ -                       | \$ 3,955.64              | \$ -                     | \$ -                            | \$ 3,955.64                 | \$ 3,955.64                          |
| Sterling Woods II Inc                            | 53-08-23-401-017.000-008 | 2360   | 2               | N  | \$ -                    | \$ -                    | \$ -                           | \$ -                       | \$ -                     | \$ -                     | \$ -                            | \$ -                        | \$ -                                 |
| Matharu, Rajinder P & Jyothi                     | 53-08-23-401-019.000-008 | 2360   | 2               | N  | \$ -                    | \$ -                    | \$ -                           | \$ -                       | \$ 3,516.86              | \$ -                     | \$ -                            | \$ 3,516.86                 | \$ 3,516.86                          |
| Bomba, Christopher C                             | 53-08-23-401-062.000-008 | 2360   | 2               | N  | \$ -                    | \$ -                    | \$ -                           | \$ -                       | \$ 2,805.08              | \$ -                     | \$ -                            | \$ 2,805.08                 | \$ 2,805.08                          |
| Reck, Ruth A Revocable Trust                     | 53-08-23-401-063.000-008 | 2360   | 2               | N  | \$ -                    | \$ -                    | \$ -                           | \$ -                       | \$ 3,032.60              | \$ -                     | \$ -                            | \$ 3,032.60                 | \$ 3,032.60                          |
| Haeberle, David C & Beth H                       | 53-08-23-401-022.000-008 | 2360   | 2               | N  | \$ -                    | \$ -                    | \$ -                           | \$ -                       | \$ -                     | \$ -                     | \$ -                            | \$ -                        | \$ -                                 |
| Monson, Bruce N & Patricia A                     | 53-08-23-401-002.000-008 | 2360   | 2               | N  | \$ -                    | \$ -                    | \$ -                           | \$ -                       | \$ 2,625.67              | \$ -                     | \$ -                            | \$ 2,625.67                 | \$ 2,625.67                          |
| Monson, Bruce N & Patricia A                     | 53-08-23-401-044.000-008 | 2360   | 2               | N  | \$ -                    | \$ -                    | \$ -                           | \$ -                       | \$ -                     | \$ -                     | \$ -                            | \$ -                        | \$ -                                 |
| Furr, Lance A & Jamie R                          | 53-08-22-200-024.000-008 | 2209   | 2               | N  | \$ -                    | \$ -                    | \$ -                           | \$ -                       | \$ 4,102.54              | \$ -                     | \$ -                            | \$ 4,102.54                 | \$ 4,102.54                          |
| HHL 1418 Rhorer LLC                              | 53-08-21-101-002.000-008 | 2478   | 2               | N  | \$ -                    | \$ -                    | \$ -                           | \$ -                       | \$ -                     | \$ -                     | \$ -                            | \$ -                        | \$ -                                 |
| Howard, David                                    | 53-08-21-101-001.000-008 |        | 2               | N  | \$ -                    | \$ -                    | \$ -                           | \$ -                       | \$ -                     | \$ 890.09                | \$ -                            | \$ 890.09                   | \$ 890.09                            |
| Tibetan Cultural Center, Inc. C/o Thumpton Norbu | 53-08-23-100-010.000-008 |        | 2               | N  | \$ -                    | \$ -                    | \$ -                           | \$ -                       | \$ -                     | \$ -                     | \$ -                            | \$ -                        | \$ -                                 |
| Watkins, Robert B & Ronda J                      | 53-08-21-100-056.000-008 |        | 2               | N  | \$ -                    | \$ -                    | \$ -                           | \$ -                       | \$ -                     | \$ -                     | \$ -                            | \$ -                        | \$ -                                 |
| Stidd, Larry T & Rebecca S                       | 53-08-29-100-002.000-008 | 1897   | 2               | N  | \$ -                    | \$ -                    | \$ -                           | \$ -                       | \$ -                     | \$ 194.54                | \$ -                            | \$ 194.54                   | \$ 194.54                            |
| Perry, Joseph R & Heather M                      | 53-08-21-200-137.000-008 |        | 2               | N  | \$ -                    | \$ -                    | \$ -                           | \$ -                       | \$ -                     | \$ -                     | \$ -                            | \$ -                        | \$ -                                 |

# City of Bloomington



## Area #2: South-East Annexation Area - Circuit Breaker Impacts Analysis

| Owner Name                                       | Parcel #                 | Waiver | Annexation Area | AG | Pre-Annex 1% CB Credits | Pre-Annex 2% CB Credits | Pre-Annex 65 & Over CB Credits | Pre-Annex Total CB Credits | Post-Annex 1% CB Credits | Post-Annex 2% CB Credits | Post-Annex 65 & Over CB Credits | Post-Annex Total CB Credits | Total Post-Annex CB Credits Increase |
|--|--------------------------|--------|-----------------|----|-------------------------|-------------------------|--------------------------------|----------------------------|--------------------------|--------------------------|---------------------------------|-----------------------------|--------------------------------------|
| Stines, Craig L                                  | 53-08-21-100-113.000-008 |        | 2               | N  | \$ -                    | \$ -                    | \$ -                           | \$ -                       | \$ -                     | \$ -                     | \$ -                            | \$ -                        | \$ -                                 |
| SOMO Development Company LLC                     | 53-08-21-200-108.002-008 |        | 2               | N  | \$ -                    | \$ -                    | \$ -                           | \$ -                       | \$ -                     | \$ -                     | \$ -                            | \$ -                        | \$ -                                 |
| Southcrest Estates LLC                           | 53-08-20-100-055.000-008 |        | 2               | N  | \$ -                    | \$ -                    | \$ -                           | \$ -                       | \$ -                     | \$ 2,255.06              | \$ -                            | \$ 2,255.06                 | \$ 2,255.06                          |
| SOMO Development Company LLC                     | 53-08-20-100-055.002-008 |        | 2               | N  | \$ -                    | \$ -                    | \$ -                           | \$ -                       | \$ -                     | \$ -                     | \$ -                            | \$ -                        | \$ -                                 |
| Burgess, Robert A & Debbie L                     | 53-08-15-405-003.000-008 |        | 2               | N  | \$ -                    | \$ -                    | \$ -                           | \$ -                       | \$ 595.26                | \$ -                     | \$ -                            | \$ 595.26                   | \$ 595.26                            |
| Shackelford, Scott J & Emily M                   | 53-08-15-405-005.000-008 |        | 2               | N  | \$ -                    | \$ -                    | \$ -                           | \$ -                       | \$ 982.37                | \$ -                     | \$ -                            | \$ 982.37                   | \$ 982.37                            |
| Stewart, Kenneth                                 | 53-08-15-405-002.000-008 |        | 2               | N  | \$ -                    | \$ -                    | \$ -                           | \$ -                       | \$ 738.92                | \$ -                     | \$ -                            | \$ 738.92                   | \$ 738.92                            |
| Eno, Robert J Revocable Trust                    | 53-08-15-405-001.000-008 |        | 2               | N  | \$ -                    | \$ -                    | \$ -                           | \$ -                       | \$ 758.79                | \$ -                     | \$ -                            | \$ 758.79                   | \$ 758.79                            |
| Houston, Howard & Laura                          | 53-08-15-405-006.000-008 |        | 2               | N  | \$ -                    | \$ -                    | \$ -                           | \$ -                       | \$ 779.92                | \$ -                     | \$ -                            | \$ 779.92                   | \$ 779.92                            |
| Schuster, Stephen R                              | 53-08-15-404-001.000-008 |        | 2               | N  | \$ -                    | \$ -                    | \$ -                           | \$ -                       | \$ 235.04                | \$ -                     | \$ -                            | \$ 235.04                   | \$ 235.04                            |
| Innes, Roger W & Karen J Jepson-Innes            | 53-08-15-404-002.000-008 |        | 2               | N  | \$ -                    | \$ -                    | \$ -                           | \$ -                       | \$ 857.75                | \$ -                     | \$ -                            | \$ 857.75                   | \$ 857.75                            |
| Naguib, Tamer & Loreen Hanna                     | 53-08-01-400-135.000-008 | 2076   | 2               | N  | \$ -                    | \$ -                    | \$ -                           | \$ -                       | \$ 955.86                | \$ -                     | \$ -                            | \$ 955.86                   | \$ 955.86                            |
| Ramm, Ellen Marie                                | 53-08-01-400-068.000-008 | 2076   | 2               | N  | \$ -                    | \$ -                    | \$ -                           | \$ -                       | \$ 538.94                | \$ -                     | \$ -                            | \$ 538.94                   | \$ 538.94                            |
| Stimson, Justin & Mary Byrde                     | 53-08-01-400-123.000-008 | 2076   | 2               | N  | \$ -                    | \$ -                    | \$ -                           | \$ -                       | \$ 692.13                | \$ -                     | \$ -                            | \$ 692.13                   | \$ 692.13                            |
| Hicks, Jonathan R; Armstrong, Sarah E            | 53-08-01-400-113.000-008 | 2076   | 2               | N  | \$ -                    | \$ -                    | \$ -                           | \$ -                       | \$ 986.51                | \$ -                     | \$ -                            | \$ 986.51                   | \$ 986.51                            |
| Smithville Telephone Co                          | 53-01-42-535-010.000-008 |        | 2               | N  | \$ -                    | \$ -                    | \$ -                           | \$ -                       | \$ -                     | \$ -                     | \$ -                            | \$ -                        | \$ -                                 |
| McDevitt, Daniel M. & Paula M.                   | 53-08-14-100-016.000-008 |        | 2               | N  | \$ -                    | \$ -                    | \$ -                           | \$ -                       | \$ 453.24                | \$ -                     | \$ -                            | \$ 453.24                   | \$ 453.24                            |
| May, Paul B & Teresa R                           | 53-08-14-100-025.000-008 |        | 2               | N  | \$ -                    | \$ -                    | \$ -                           | \$ -                       | \$ -                     | \$ -                     | \$ -                            | \$ -                        | \$ -                                 |
| Crain, Mark M. II & Eileen U.                    | 53-08-14-100-002.000-008 |        | 2               | N  | \$ -                    | \$ -                    | \$ -                           | \$ -                       | \$ -                     | \$ -                     | \$ -                            | \$ -                        | \$ -                                 |
| Niedbalski, Frances A                            | 53-08-29-105-014.000-008 | 1300   | 2               | N  | \$ -                    | \$ -                    | \$ -                           | \$ -                       | \$ -                     | \$ 197.11                | \$ -                            | \$ 197.11                   | \$ 197.11                            |
| Hyde, Jerry L & Esther J                         | 53-08-29-105-001.000-008 | 1300   | 2               | N  | \$ -                    | \$ -                    | \$ -                           | \$ -                       | \$ -                     | \$ 197.32                | \$ -                            | \$ 197.32                   | \$ 197.32                            |
| Miller, James A & Julie A                        | 53-08-29-105-004.000-008 | 1300   | 2               | N  | \$ -                    | \$ -                    | \$ -                           | \$ -                       | \$ -                     | \$ -                     | \$ -                            | \$ -                        | \$ -                                 |
| Stark, Amy M                                     | 53-08-29-105-012.000-008 | 1300   | 2               | N  | \$ -                    | \$ -                    | \$ -                           | \$ -                       | \$ -                     | \$ -                     | \$ -                            | \$ -                        | \$ -                                 |
| Anderson, Leslie                                 | 53-08-29-101-009.000-008 | 1300   | 2               | N  | \$ -                    | \$ -                    | \$ -                           | \$ -                       | \$ -                     | \$ -                     | \$ -                            | \$ -                        | \$ -                                 |
| Armstrong, Amanda Lee; Jourdan, Matthew Cory     | 53-08-29-101-016.000-008 | 1300   | 2               | N  | \$ -                    | \$ -                    | \$ -                           | \$ -                       | \$ -                     | \$ -                     | \$ -                            | \$ -                        | \$ -                                 |
| Dabbagh, Leila H Revocable Trust                 | 53-08-01-400-172.000-008 | 2076   | 2               | N  | \$ -                    | \$ -                    | \$ -                           | \$ -                       | \$ 689.24                | \$ -                     | \$ -                            | \$ 689.24                   | \$ 689.24                            |
| McDougall, James R Revocable Living Trust        | 53-08-01-400-144.000-008 | 2076   | 2               | N  | \$ -                    | \$ -                    | \$ -                           | \$ -                       | \$ 771.63                | \$ -                     | \$ -                            | \$ 771.63                   | \$ 771.63                            |
| Coyne, Lynn H & Ute M                            | 53-01-42-248-345.000-008 | 2181   | 2               | N  | \$ -                    | \$ -                    | \$ -                           | \$ -                       | \$ 807.24                | \$ -                     | \$ -                            | \$ 807.24                   | \$ 807.24                            |
| Barton, Keith C & Shaunna L Scott                | 53-01-42-248-346.000-008 | 2181   | 2               | N  | \$ -                    | \$ -                    | \$ -                           | \$ -                       | \$ 1,063.51              | \$ -                     | \$ -                            | \$ 1,063.51                 | \$ 1,063.51                          |
| Jackson, Steven Craig                            | 53-01-42-248-347.000-008 | 2181   | 2               | N  | \$ -                    | \$ -                    | \$ -                           | \$ -                       | \$ 712.01                | \$ -                     | \$ -                            | \$ 712.01                   | \$ 712.01                            |
| Tryba, Christopher R & Charmianne D              | 53-01-42-248-348.000-008 | 2186   | 2               | N  | \$ -                    | \$ -                    | \$ -                           | \$ -                       | \$ 1,117.35              | \$ -                     | \$ -                            | \$ 1,117.35                 | \$ 1,117.35                          |
| Farrell, Joseph F & Trisha L                     | 53-01-42-248-349.000-008 | 2186   | 2               | N  | \$ -                    | \$ -                    | \$ -                           | \$ -                       | \$ 1,062.27              | \$ -                     | \$ -                            | \$ 1,062.27                 | \$ 1,062.27                          |
| Hellums, Roger D & Sherri Anne                   | 53-01-42-248-350.000-008 | 2186   | 2               | N  | \$ -                    | \$ -                    | \$ -                           | \$ -                       | \$ 683.02                | \$ -                     | \$ -                            | \$ 683.02                   | \$ 683.02                            |
| Dyer, Mary E Revocable Living Trust              | 53-01-42-248-351.000-008 | 2186   | 2               | N  | \$ -                    | \$ -                    | \$ -                           | \$ -                       | \$ 680.55                | \$ -                     | \$ -                            | \$ 680.55                   | \$ 680.55                            |
| Jackson, S Craig Jr & Meighan H Scott- Jackson   | 53-01-42-248-352.000-008 | 2185   | 2               | N  | \$ -                    | \$ -                    | \$ -                           | \$ -                       | \$ 900.38                | \$ -                     | \$ -                            | \$ 900.38                   | \$ 900.38                            |
| Butcher, Barbara Rogers                          | 53-01-42-248-353.000-008 | 2185   | 2               | N  | \$ -                    | \$ -                    | \$ -                           | \$ -                       | \$ -                     | \$ 1,049.65              | \$ -                            | \$ 1,049.65                 | \$ 1,049.65                          |
| Gress, William J & Robin Roy                     | 53-01-42-248-354.000-008 | 2185   | 2               | N  | \$ -                    | \$ -                    | \$ -                           | \$ -                       | \$ 1,280.47              | \$ -                     | \$ -                            | \$ 1,280.47                 | \$ 1,280.47                          |
| Wampler, Jon A & Nada Jandrich                   | 53-01-42-248-355.000-008 | 2185   | 2               | N  | \$ -                    | \$ -                    | \$ -                           | \$ -                       | \$ 1,216.71              | \$ -                     | \$ -                            | \$ 1,216.71                 | \$ 1,216.71                          |
| Sullivan, Tanya B                                | 53-01-42-248-356.000-008 | 2184   | 2               | N  | \$ -                    | \$ -                    | \$ -                           | \$ -                       | \$ 1,266.82              | \$ -                     | \$ -                            | \$ 1,266.82                 | \$ 1,266.82                          |
| Whitesel, Ivan Lee & Martha Sue                  | 53-01-42-248-357.000-008 | 2184   | 2               | N  | \$ -                    | \$ -                    | \$ -                           | \$ -                       | \$ 985.67                | \$ -                     | \$ -                            | \$ 985.67                   | \$ 985.67                            |
| Nawab, Shafik & Marzia                           | 53-01-42-248-358.000-008 | 2184   | 2               | N  | \$ -                    | \$ -                    | \$ -                           | \$ -                       | \$ 1,400.54              | \$ -                     | \$ -                            | \$ 1,400.54                 | \$ 1,400.54                          |
| Gutierrez, Alberto D Ramos; Ulloa, Susane Vasgas | 53-01-42-248-359.000-008 | 2184   | 2               | N  | \$ -                    | \$ -                    | \$ -                           | \$ -                       | \$ 906.18                | \$ -                     | \$ -                            | \$ 906.18                   | \$ 906.18                            |
| Long, Andrew D & Alanna K                        | 53-08-29-101-006.000-008 | 1300   | 2               | N  | \$ -                    | \$ -                    | \$ -                           | \$ -                       | \$ -                     | \$ -                     | \$ -                            | \$ -                        | \$ -                                 |

# City of Bloomington

## Area #2: South-East Annexation Area - Circuit Breaker Impacts Analysis



| Owner Name  | Parcel #                 | Waiver | Annexation Area | AG | Pre-Annex 1% CB Credits | Pre-Annex 2% CB Credits | Pre-Annex 65 & Over CB Credits | Pre-Annex Total CB Credits | Post-Annex 1% CB Credits | Post-Annex 2% CB Credits | Post-Annex 65 & Over CB Credits | Post-Annex Total CB Credits | Total Post-Annex CB Credits Increase |
|---|--------------------------|--------|-----------------|----|-------------------------|-------------------------|--------------------------------|----------------------------|--------------------------|--------------------------|---------------------------------|-----------------------------|--------------------------------------|
| McGovern, Joshua J. & Sara B.                         | 53-08-29-101-017.000-008 | 1300   | 2               | N  | \$ -                    | \$ -                    | \$ -                           | \$ -                       | \$ -                     | \$ -                     | \$ -                            | \$ -                        | \$ -                                 |
| Deckard, Ana Maria                                    | 53-08-29-101-013.000-008 | 1300   | 2               | N  | \$ -                    | \$ -                    | \$ -                           | \$ -                       | \$ -                     | \$ -                     | \$ -                            | \$ -                        | \$ -                                 |
| Boyer, William E                                      | 53-08-29-101-015.000-008 | 1300   | 2               | N  | \$ -                    | \$ -                    | \$ -                           | \$ -                       | \$ -                     | \$ -                     | \$ -                            | \$ -                        | \$ -                                 |
| Eads, Brooke A  | 53-08-29-101-008.000-008 | 1300   | 2               | N  | \$ -                    | \$ -                    | \$ -                           | \$ -                       | \$ -                     | \$ -                     | \$ -                            | \$ -                        | \$ -                                 |
| Atkinson, Thomas G                                    | 53-08-29-101-001.000-008 | 1300   | 2               | N  | \$ -                    | \$ -                    | \$ -                           | \$ -                       | \$ -                     | \$ -                     | \$ -                            | \$ -                        | \$ -                                 |
| Lockridge, Terry L                                    | 53-08-29-101-002.000-008 | 1300   | 2               | N  | \$ -                    | \$ -                    | \$ -                           | \$ -                       | \$ -                     | \$ -                     | \$ -                            | \$ -                        | \$ -                                 |
| Woods, Dwayne L & Helen L                             | 53-08-29-101-003.000-008 | 1300   | 2               | N  | \$ -                    | \$ -                    | \$ -                           | \$ -                       | \$ -                     | \$ 195.63                | \$ -                            | \$ 195.63                   | \$ 195.63                            |
| Denison, Dinah L                                      | 53-08-29-101-011.000-008 | 1300   | 2               | N  | \$ -                    | \$ -                    | \$ -                           | \$ -                       | \$ -                     | \$ 233.66                | \$ -                            | \$ 233.66                   | \$ 233.66                            |
| Sturgeon, Carmen J.                                   | 53-08-29-101-004.000-008 | 1300   | 2               | N  | \$ -                    | \$ -                    | \$ -                           | \$ -                       | \$ -                     | \$ -                     | \$ -                            | \$ -                        | \$ -                                 |
| LaCour, Daniel W; Miller, Melissa M                   | 53-08-29-101-012.000-008 | 1300   | 2               | N  | \$ -                    | \$ -                    | \$ -                           | \$ -                       | \$ -                     | \$ -                     | \$ -                            | \$ -                        | \$ -                                 |
| Ratliff, Katherine J.                                 | 53-08-29-101-005.000-008 | 1300   | 2               | N  | \$ -                    | \$ -                    | \$ -                           | \$ -                       | \$ -                     | \$ 201.32                | \$ -                            | \$ 201.32                   | \$ 201.32                            |
| Shawcroft, Joy M                                      | 53-01-42-119-042.000-008 | 1300   | 2               | N  | \$ -                    | \$ -                    | \$ -                           | \$ -                       | \$ -                     | \$ -                     | \$ -                            | \$ -                        | \$ -                                 |
| Brown, Daniel W & Marissa T                           | 53-01-42-119-043.000-008 | 1300   | 2               | N  | \$ -                    | \$ -                    | \$ -                           | \$ -                       | \$ -                     | \$ -                     | \$ -                            | \$ -                        | \$ -                                 |
| Rogers, Hailey M                                      | 53-01-42-119-044.000-008 | 1300   | 2               | N  | \$ -                    | \$ -                    | \$ -                           | \$ -                       | \$ -                     | \$ -                     | \$ -                            | \$ -                        | \$ -                                 |
| Hampton, Suzanne L                                    | 53-08-29-101-010.000-008 | 1300   | 2               | N  | \$ -                    | \$ -                    | \$ -                           | \$ -                       | \$ -                     | \$ -                     | \$ -                            | \$ -                        | \$ -                                 |
| Baker, Dorene   | 53-08-29-101-007.000-008 | 1300   | 2               | N  | \$ -                    | \$ -                    | \$ -                           | \$ -                       | \$ -                     | \$ -                     | \$ -                            | \$ -                        | \$ -                                 |
| Oren, Jerad L & Tiffany A                             | 53-08-21-100-083.000-008 |        | 2               | N  | \$ -                    | \$ -                    | \$ -                           | \$ -                       | \$ -                     | \$ -                     | \$ -                            | \$ -                        | \$ -                                 |
| Jones, Mikael R & Roberts, Stephanie R                | 53-08-14-100-003.000-008 |        | 2               | N  | \$ -                    | \$ -                    | \$ -                           | \$ -                       | \$ 154.72                | \$ -                     | \$ -                            | \$ 154.72                   | \$ 154.72                            |
| Plew, Theodore S & Lois J                             | 53-08-20-403-006.000-008 |        | 2               | N  | \$ -                    | \$ -                    | \$ -                           | \$ -                       | \$ -                     | \$ -                     | \$ -                            | \$ -                        | \$ -                                 |
| Plew, Theodore S & Lois J                             | 53-08-20-400-025.000-008 |        | 2               | N  | \$ -                    | \$ -                    | \$ -                           | \$ -                       | \$ -                     | \$ -                     | \$ -                            | \$ -                        | \$ -                                 |
| Decker, Tom J & Mary Ann                              | 53-08-21-100-086.000-008 |        | 2               | N  | \$ -                    | \$ -                    | \$ -                           | \$ -                       | \$ -                     | \$ -                     | \$ -                            | \$ -                        | \$ -                                 |
| Decker, Tom J & Mary Ann                              | 53-08-21-100-047.000-008 |        | 2               | N  | \$ -                    | \$ -                    | \$ -                           | \$ -                       | \$ -                     | \$ 264.73                | \$ -                            | \$ 264.73                   | \$ 264.73                            |
| Decker, Tom J & Mary Ann                              | 53-08-21-100-042.000-008 |        | 2               | N  | \$ -                    | \$ -                    | \$ -                           | \$ -                       | \$ -                     | \$ -                     | \$ -                            | \$ -                        | \$ -                                 |
| Monroe Co Community School Corp                       | 53-08-20-400-067.000-008 |        | 2               | N  | \$ -                    | \$ -                    | \$ -                           | \$ -                       | \$ -                     | \$ -                     | \$ -                            | \$ -                        | \$ -                                 |
| Turner, Scott & Kimberly Joint Revocable Living Trust | 53-08-23-401-021.000-008 | 2360   | 2               | N  | \$ -                    | \$ -                    | \$ -                           | \$ -                       | \$ -                     | \$ -                     | \$ -                            | \$ -                        | \$ -                                 |
| Turner, Scott & Kimberly Joint Revocable Living Trust | 53-08-23-401-020.000-008 | 2360   | 2               | N  | \$ -                    | \$ -                    | \$ -                           | \$ -                       | \$ 2,321.45              | \$ -                     | \$ -                            | \$ 2,321.45                 | \$ 2,321.45                          |
| Double Oak Properties, LLC                            | 53-08-16-300-009.000-008 |        | 2               | N  | \$ -                    | \$ -                    | \$ -                           | \$ -                       | \$ -                     | \$ 519.56                | \$ -                            | \$ 519.56                   | \$ 519.56                            |
| Perry, Clear Creek Fire Pro- Tectio District          | 53-08-16-300-021.000-008 |        | 2               | N  | \$ -                    | \$ -                    | \$ -                           | \$ -                       | \$ -                     | \$ -                     | \$ -                            | \$ -                        | \$ -                                 |
| Smiley, Katherine & Clint A Buffington                | 53-08-01-100-049.000-008 |        | 2               | N  | \$ -                    | \$ -                    | \$ -                           | \$ -                       | \$ -                     | \$ -                     | \$ -                            | \$ -                        | \$ -                                 |
| Board Of Commissioners Monroe County, The             | 53-08-21-200-069.000-008 |        | 2               | N  | \$ -                    | \$ -                    | \$ -                           | \$ -                       | \$ -                     | \$ -                     | \$ -                            | \$ -                        | \$ -                                 |
| City Of Bloomington                                   | 53-08-21-200-001.000-008 |        | 2               | N  | \$ -                    | \$ -                    | \$ -                           | \$ -                       | \$ -                     | \$ -                     | \$ -                            | \$ -                        | \$ -                                 |
| Underwood, Jason L & April Dawn                       | 53-08-16-416-011.000-008 |        | 2               | N  | \$ -                    | \$ -                    | \$ -                           | \$ -                       | \$ 239.18                | \$ -                     | \$ -                            | \$ 239.18                   | \$ 239.18                            |
| Wolter, Stephen A & Jamieson , Lynn M                 | 53-08-16-416-002.000-008 |        | 2               | N  | \$ -                    | \$ -                    | \$ -                           | \$ -                       | \$ 524.86                | \$ -                     | \$ -                            | \$ 524.86                   | \$ 524.86                            |
| Bowling, Lauralyn                                     | 53-08-16-416-017.000-008 |        | 2               | N  | \$ -                    | \$ -                    | \$ -                           | \$ -                       | \$ 321.57                | \$ -                     | \$ -                            | \$ 321.57                   | \$ 321.57                            |
| Shields, Fred R                                       | 53-08-16-416-013.000-008 |        | 2               | N  | \$ -                    | \$ -                    | \$ -                           | \$ -                       | \$ 225.52                | \$ -                     | \$ -                            | \$ 225.52                   | \$ 225.52                            |
| Luck, Dexter O III & Michelle Lynn Cox Luck           | 53-08-16-416-003.000-008 |        | 2               | N  | \$ -                    | \$ -                    | \$ -                           | \$ -                       | \$ 234.21                | \$ -                     | \$ -                            | \$ 234.21                   | \$ 234.21                            |
| Cieply, Jeffrey J & Susan P                           | 53-08-16-416-006.000-008 |        | 2               | N  | \$ -                    | \$ -                    | \$ -                           | \$ -                       | \$ 403.96                | \$ -                     | \$ -                            | \$ 403.96                   | \$ 403.96                            |
| Heslin, Carole  | 53-08-16-416-020.000-008 |        | 2               | N  | \$ -                    | \$ -                    | \$ -                           | \$ -                       | \$ -                     | \$ 591.85                | \$ -                            | \$ 591.85                   | \$ 591.85                            |
| Aders, Andrew W & Juliet J                            | 53-08-16-416-005.000-008 |        | 2               | N  | \$ -                    | \$ -                    | \$ -                           | \$ -                       | \$ 280.58                | \$ -                     | \$ -                            | \$ 280.58                   | \$ 280.58                            |
| Gillette, Frank M                                     | 53-08-16-416-019.000-008 |        | 2               | N  | \$ -                    | \$ -                    | \$ -                           | \$ -                       | \$ 211.85                | \$ -                     | \$ -                            | \$ 211.85                   | \$ 211.85                            |
| Lucas, Matthew A & Jennifer                           | 53-08-16-416-014.000-008 |        | 2               | N  | \$ -                    | \$ -                    | \$ -                           | \$ -                       | \$ 202.34                | \$ -                     | \$ -                            | \$ 202.34                   | \$ 202.34                            |



# City of Bloomington

## Area #2: South-East Annexation Area - Circuit Breaker Impacts Analysis



| Owner Name   | Parcel #                 | Waiver | Annexation Area | AG | Pre-Annex 1% CB Credits | Pre-Annex 2% CB Credits | Pre-Annex 65 & Over CB Credits | Pre-Annex Total CB Credits | Post-Annex 1% CB Credits | Post-Annex 2% CB Credits | Post-Annex 65 & Over CB Credits | Post-Annex Total CB Credits | Total Post-Annex CB Credits Increase |
|--|--------------------------|--------|-----------------|----|-------------------------|-------------------------|--------------------------------|----------------------------|--------------------------|--------------------------|---------------------------------|-----------------------------|--------------------------------------|
| Edwards, Mary J  | 53-08-14-100-004.000-008 |        | 2               | N  | \$ -                    | \$ -                    | \$ -                           | \$ -                       | \$ -                     | \$ 324.80                | \$ -                            | \$ 324.80                   | \$ 324.80                            |
| Edwards, Mary J  | 53-08-14-100-034.000-008 |        | 2               | N  | \$ -                    | \$ -                    | \$ -                           | \$ -                       | \$ 151.82                | \$ -                     | \$ -                            | \$ 151.82                   | \$ 151.82                            |
| Craft, Frances   | 53-08-21-200-026.000-008 |        | 2               | N  | \$ -                    | \$ -                    | \$ -                           | \$ -                       | \$ -                     | \$ -                     | \$ -                            | \$ -                        | \$ -                                 |
| Lamb, Dwight E Jr & Otten, Nancy                                     | 53-08-21-200-030.000-008 |        | 2               | N  | \$ -                    | \$ -                    | \$ -                           | \$ -                       | \$ -                     | \$ 458.64                | \$ -                            | \$ 458.64                   | \$ 458.64                            |
| Sciscoe, Mary M & Sciscoe ,<br>Jonathon Lee                          | 53-08-20-400-059.000-008 |        | 2               | N  | \$ -                    | \$ -                    | \$ -                           | \$ -                       | \$ -                     | \$ -                     | \$ -                            | \$ -                        | \$ -                                 |
| Sciscoe, Mary M. & Sciscoe ,<br>Jonathon Lee                         | 53-08-20-400-058.000-008 |        | 2               | N  | \$ -                    | \$ -                    | \$ -                           | \$ -                       | \$ -                     | \$ -                     | \$ -                            | \$ -                        | \$ -                                 |
| Sciscoe, Kelly Diane & Jonathan Lee                                  | 53-08-20-400-071.000-008 |        | 2               | N  | \$ -                    | \$ -                    | \$ -                           | \$ -                       | \$ -                     | \$ -                     | \$ -                            | \$ -                        | \$ -                                 |
| Sciscoe, Kelly Diane & Jonathan Lee                                  | 53-08-20-400-061.000-008 |        | 2               | N  | \$ -                    | \$ -                    | \$ -                           | \$ -                       | \$ -                     | \$ -                     | \$ -                            | \$ -                        | \$ -                                 |
| Scroggham, Gleeda I  | 53-08-21-100-049.000-008 |        | 2               | N  | \$ -                    | \$ -                    | \$ -                           | \$ -                       | \$ -                     | \$ 315.74                | \$ -                            | \$ 315.74                   | \$ 315.74                            |
| Bloomington Monthly Meeting Of<br>The Religious Society Of Friends   | 53-08-11-101-062.000-008 |        | 2               | N  | \$ -                    | \$ -                    | \$ -                           | \$ -                       | \$ -                     | \$ -                     | \$ -                            | \$ -                        | \$ -                                 |
| Wood, Robert D & Alisa M   | 53-01-42-248-360.000-008 | 2183   | 2               | N  | \$ -                    | \$ -                    | \$ -                           | \$ -                       | \$ 910.74                | \$ -                     | \$ -                            | \$ 910.74                   | \$ 910.74                            |
| Swanson, Diana C   | 53-01-42-248-361.000-008 | 2183   | 2               | N  | \$ -                    | \$ -                    | \$ -                           | \$ -                       | \$ 896.66                | \$ -                     | \$ -                            | \$ 896.66                   | \$ 896.66                            |
| VanNess, Anthony D & Heather N                                       | 53-01-42-248-362.000-008 | 2183   | 2               | N  | \$ -                    | \$ -                    | \$ -                           | \$ -                       | \$ 1,156.68              | \$ -                     | \$ -                            | \$ 1,156.68                 | \$ 1,156.68                          |
| Lin, Chien-Jer Charles & Tai, Fan-Fen                                | 53-01-42-248-363.000-008 | 2183   | 2               | N  | \$ -                    | \$ -                    | \$ -                           | \$ -                       | \$ 889.21                | \$ -                     | \$ -                            | \$ 889.21                   | \$ 889.21                            |
| Kelly Family Trust   | 53-01-42-248-364.000-008 | 2182   | 2               | N  | \$ -                    | \$ -                    | \$ -                           | \$ -                       | \$ 1,383.56              | \$ -                     | \$ -                            | \$ 1,383.56                 | \$ 1,383.56                          |
| Thompson, Brian L; Smith, Steven M                                   | 53-01-42-248-365.000-008 | 2182   | 2               | N  | \$ -                    | \$ -                    | \$ -                           | \$ -                       | \$ -                     | \$ -                     | \$ -                            | \$ -                        | \$ -                                 |
| Klosinski, Bradley Paul & Kathy<br>Haynes                            | 53-01-42-248-366.000-008 | 2182   | 2               | N  | \$ -                    | \$ -                    | \$ -                           | \$ -                       | \$ 1,105.74              | \$ -                     | \$ -                            | \$ 1,105.74                 | \$ 1,105.74                          |
| Pool, Kelly Elaine   | 53-08-14-100-036.000-008 |        | 2               | N  | \$ -                    | \$ -                    | \$ -                           | \$ -                       | \$ 556.33                | \$ -                     | \$ -                            | \$ 556.33                   | \$ 556.33                            |
| Taylor, Mark S & Sherry L  | 53-08-01-100-025.000-008 |        | 2               | N  | \$ -                    | \$ -                    | \$ -                           | \$ -                       | \$ 149.33                | \$ -                     | \$ -                            | \$ 149.33                   | \$ 149.33                            |
| Barger, Christina M  | 53-08-29-101-014.000-008 | 1300   | 2               | N  | \$ -                    | \$ -                    | \$ -                           | \$ -                       | \$ -                     | \$ -                     | \$ -                            | \$ -                        | \$ -                                 |
| Ames, Ann E & Messier, Mark D  | 53-08-29-103-004.000-008 | 1300   | 2               | N  | \$ -                    | \$ -                    | \$ -                           | \$ -                       | \$ -                     | \$ -                     | \$ -                            | \$ -                        | \$ -                                 |
| Edwards, Misty D   | 53-01-42-119-049.000-008 | 1300   | 2               | N  | \$ -                    | \$ -                    | \$ -                           | \$ -                       | \$ -                     | \$ -                     | \$ -                            | \$ -                        | \$ -                                 |
| Williamson, Cathy L  | 53-08-29-103-001.000-008 | 1300   | 2               | N  | \$ -                    | \$ -                    | \$ -                           | \$ -                       | \$ -                     | \$ -                     | \$ -                            | \$ -                        | \$ -                                 |
| Helms, James W II  | 53-08-29-103-006.000-008 | 1300   | 2               | N  | \$ -                    | \$ -                    | \$ -                           | \$ -                       | \$ -                     | \$ -                     | \$ -                            | \$ -                        | \$ -                                 |
| 5919CatherineBL, LLC   | 53-08-29-103-014.000-008 | 1300   | 2               | N  | \$ -                    | \$ -                    | \$ -                           | \$ -                       | \$ -                     | \$ 250.61                | \$ -                            | \$ 250.61                   | \$ 250.61                            |
| Sides, Susan K   | 53-08-29-103-010.000-008 | 1300   | 2               | N  | \$ -                    | \$ -                    | \$ -                           | \$ -                       | \$ -                     | \$ -                     | \$ -                            | \$ -                        | \$ -                                 |
| Wood, Walter A III & Krieg , Susan G                                 | 53-08-29-103-008.000-008 | 1300   | 2               | N  | \$ -                    | \$ -                    | \$ -                           | \$ -                       | \$ -                     | \$ -                     | \$ -                            | \$ -                        | \$ -                                 |
| Gupta, Srikant   | 53-01-42-248-367.000-008 | 2182   | 2               | N  | \$ -                    | \$ -                    | \$ -                           | \$ -                       | \$ 1,140.11              | \$ -                     | \$ -                            | \$ 1,140.11                 | \$ 1,140.11                          |
| Beer, Randall D & Sherry L   | 53-01-42-248-368.000-008 | 2187   | 2               | N  | \$ -                    | \$ -                    | \$ -                           | \$ -                       | \$ 849.89                | \$ -                     | \$ -                            | \$ 849.89                   | \$ 849.89                            |
| Mauro, Harold A Jr   | 53-01-42-248-369.000-008 | 2187   | 2               | N  | \$ -                    | \$ -                    | \$ -                           | \$ -                       | \$ 648.24                | \$ -                     | \$ -                            | \$ 648.24                   | \$ 648.24                            |
| Lee, Thomas H & Susan K  | 53-01-42-248-370.000-008 | 2187   | 2               | N  | \$ -                    | \$ -                    | \$ -                           | \$ -                       | \$ 339.48                | \$ -                     | \$ -                            | \$ 339.48                   | \$ 339.48                            |
| Dirks, Bram & Son In Shirley Go                                      | 53-01-42-248-371.000-008 | 2187   | 2               | N  | \$ -                    | \$ -                    | \$ -                           | \$ -                       | \$ -                     | \$ -                     | \$ -                            | \$ -                        | \$ -                                 |
| Empson, Lisa M & Empson, Andrew<br>S                                 | 53-08-21-300-041.000-008 |        | 2               | N  | \$ -                    | \$ -                    | \$ -                           | \$ -                       | \$ -                     | \$ -                     | \$ -                            | \$ -                        | \$ -                                 |
| Acton, Christopher P & Rebecca J &<br>Brinegar, Richard T & Brenda J | 53-08-21-300-041.001-008 |        | 2               | N  | \$ -                    | \$ -                    | \$ -                           | \$ -                       | \$ -                     | \$ -                     | \$ -                            | \$ -                        | \$ -                                 |
| Brinegar, Richard T. & Brenda J.                                     | 53-08-21-300-055.000-008 |        | 2               | N  | \$ -                    | \$ -                    | \$ 483.00                      | \$ 483.00                  | \$ -                     | \$ -                     | \$ -                            | \$ -                        | \$ (483.00)                          |
| Johnson, Darla J & Johnson, Nyle W                                   | 53-08-21-200-044.000-008 |        | 2               | N  | \$ -                    | \$ -                    | \$ -                           | \$ -                       | \$ -                     | \$ -                     | \$ -                            | \$ -                        | \$ -                                 |
| Johnson, Darla & Myle W  | 53-08-21-200-059.000-008 |        | 2               | N  | \$ -                    | \$ -                    | \$ -                           | \$ -                       | \$ -                     | \$ -                     | \$ -                            | \$ -                        | \$ -                                 |
| Knight, Allison N  | 53-08-29-103-012.000-008 | 1300   | 2               | N  | \$ -                    | \$ -                    | \$ -                           | \$ -                       | \$ -                     | \$ -                     | \$ -                            | \$ -                        | \$ -                                 |
| Carter, Sabrina L  | 53-08-29-103-011.000-008 | 1300   | 2               | N  | \$ -                    | \$ -                    | \$ -                           | \$ -                       | \$ -                     | \$ -                     | \$ -                            | \$ -                        | \$ -                                 |
| Roberts, Tina Marie  | 53-08-29-103-003.000-008 | 1300   | 2               | N  | \$ -                    | \$ -                    | \$ -                           | \$ -                       | \$ -                     | \$ -                     | \$ -                            | \$ -                        | \$ -                                 |



# City of Bloomington



## Area #2: South-East Annexation Area - Circuit Breaker Impacts Analysis

| Owner Name                                | Parcel #                 | Waiver | Annexation Area | AG | Pre-Annex 1% CB Credits | Pre-Annex 2% CB Credits | Pre-Annex 65 & Over CB Credits | Pre-Annex Total CB Credits | Post-Annex 1% CB Credits | Post-Annex 2% CB Credits | Post-Annex 65 & Over CB Credits | Post-Annex Total CB Credits | Total Post-Annex CB Credits Increase |
|---|--------------------------|--------|-----------------|----|-------------------------|-------------------------|--------------------------------|----------------------------|--------------------------|--------------------------|---------------------------------|-----------------------------|--------------------------------------|
| White, Justin K & Melissa R               | 53-08-29-103-005.000-008 | 1300   | 2               | N  | \$ -                    | \$ -                    | \$ -                           | \$ -                       | \$ -                     | \$ -                     | \$ -                            | \$ -                        | \$ -                                 |
| Sanders, Marty S. & Sarah J.              | 53-08-29-103-002.000-008 | 1300   | 2               | N  | \$ -                    | \$ -                    | \$ -                           | \$ -                       | \$ -                     | \$ -                     | \$ -                            | \$ -                        | \$ -                                 |
| Glass, Donald D II                        | 53-08-29-103-013.000-008 | 1300   | 2               | N  | \$ -                    | \$ -                    | \$ -                           | \$ -                       | \$ -                     | \$ -                     | \$ -                            | \$ -                        | \$ -                                 |
| Nicholson, Judy A.                        | 53-08-29-103-009.000-008 | 1300   | 2               | N  | \$ -                    | \$ -                    | \$ -                           | \$ -                       | \$ -                     | \$ 240.09                | \$ -                            | \$ 240.09                   | \$ 240.09                            |
| Kercheval, Christine A                    | 53-08-29-102-009.000-008 | 1300   | 2               | N  | \$ -                    | \$ -                    | \$ -                           | \$ -                       | \$ -                     | \$ -                     | \$ -                            | \$ -                        | \$ -                                 |
| Hayes, H Frank & Joan                     | 53-08-29-102-008.000-008 | 1300   | 2               | N  | \$ -                    | \$ -                    | \$ -                           | \$ -                       | \$ -                     | \$ -                     | \$ -                            | \$ -                        | \$ -                                 |
| Winders, Brittani                         | 53-08-29-102-010.000-008 | 1300   | 2               | N  | \$ -                    | \$ -                    | \$ -                           | \$ -                       | \$ -                     | \$ -                     | \$ -                            | \$ -                        | \$ -                                 |
| McCammon, Robin A                         | 53-08-29-102-006.000-008 | 1300   | 2               | N  | \$ -                    | \$ -                    | \$ -                           | \$ -                       | \$ -                     | \$ -                     | \$ -                            | \$ -                        | \$ -                                 |
| Hankins, Bradley E & Beverly A            | 53-08-29-102-005.000-008 | 1300   | 2               | N  | \$ -                    | \$ -                    | \$ -                           | \$ -                       | \$ -                     | \$ -                     | \$ -                            | \$ -                        | \$ -                                 |
| Von Heimburg, Ana                         | 53-08-16-300-024.000-008 |        | 2               | N  | \$ -                    | \$ -                    | \$ -                           | \$ -                       | \$ -                     | \$ -                     | \$ -                            | \$ -                        | \$ -                                 |
| Voelker, Victoria S                       | 53-08-14-102-011.000-008 |        | 2               | N  | \$ -                    | \$ -                    | \$ 168.00                      | \$ 168.00                  | \$ -                     | \$ -                     | \$ 717.95                       | \$ 717.95                   | \$ 549.95                            |
| Gleyze, Jacques & Lydia Belle             | 53-08-21-300-021.000-008 |        | 2               | N  | \$ -                    | \$ -                    | \$ -                           | \$ -                       | \$ -                     | \$ -                     | \$ -                            | \$ -                        | \$ -                                 |
| Gleyze, Jacques & Lydia Belle             | 53-08-21-300-019.000-008 |        | 2               | N  | \$ -                    | \$ -                    | \$ -                           | \$ -                       | \$ -                     | \$ -                     | \$ -                            | \$ -                        | \$ -                                 |
| Tresslar, Tim & Young Ae                  | 53-08-11-101-058.000-008 |        | 2               | N  | \$ -                    | \$ -                    | \$ -                           | \$ -                       | \$ -                     | \$ -                     | \$ -                            | \$ -                        | \$ -                                 |
| Tresslar, Tim & Young Ae                  | 53-08-11-101-002.000-008 | 2095   | 2               | N  | \$ -                    | \$ -                    | \$ -                           | \$ -                       | \$ 1,361.20              | \$ -                     | \$ -                            | \$ 1,361.20                 | \$ 1,361.20                          |
| Walnut Street Courtyard LLC               | 53-08-21-200-040.000-008 |        | 2               | N  | \$ -                    | \$ -                    | \$ -                           | \$ -                       | \$ -                     | \$ -                     | \$ -                            | \$ -                        | \$ -                                 |
| Walnut Street Courtyard LLC               | 53-08-21-200-134.000-008 |        | 2               | N  | \$ -                    | \$ -                    | \$ -                           | \$ -                       | \$ -                     | \$ 528.41                | \$ -                            | \$ 528.41                   | \$ 528.41                            |
| Goodman, Thomas D                         | 53-08-21-200-152.000-008 |        | 2               | N  | \$ -                    | \$ -                    | \$ -                           | \$ -                       | \$ -                     | \$ -                     | \$ -                            | \$ -                        | \$ -                                 |
| Goodman, Thomas D                         | 53-08-21-200-153.000-008 |        | 2               | N  | \$ -                    | \$ -                    | \$ -                           | \$ -                       | \$ -                     | \$ 383.40                | \$ -                            | \$ 383.40                   | \$ 383.40                            |
| Quillen, John David & Terri Eileen        | 53-08-21-300-077.000-008 |        | 2               | N  | \$ -                    | \$ -                    | \$ -                           | \$ -                       | \$ -                     | \$ -                     | \$ -                            | \$ -                        | \$ -                                 |
| Orrego, Juan Miguel                       | 53-08-11-101-033.000-008 |        | 2               | N  | \$ -                    | \$ -                    | \$ -                           | \$ -                       | \$ -                     | \$ -                     | \$ -                            | \$ -                        | \$ -                                 |
| Orrego, Juan Miguel                       | 53-08-11-101-036.000-008 |        | 2               | N  | \$ -                    | \$ -                    | \$ -                           | \$ -                       | \$ -                     | \$ -                     | \$ -                            | \$ -                        | \$ -                                 |
| Sutkowski, Ed & Amy                       | 53-08-16-416-009.000-008 | 1403   | 2               | N  | \$ -                    | \$ -                    | \$ -                           | \$ -                       | \$ 935.18                | \$ -                     | \$ -                            | \$ 935.18                   | \$ 935.18                            |
| Kennedy, Daniel E; Weiss-Kennedy, Carol A | 53-08-16-416-015.000-008 | 1398   | 2               | N  | \$ -                    | \$ -                    | \$ -                           | \$ -                       | \$ 711.60                | \$ -                     | \$ -                            | \$ 711.60                   | \$ 711.60                            |
| State Of Indiana                          | 53-08-01-400-011.000-008 |        | 2               | N  | \$ -                    | \$ -                    | \$ -                           | \$ -                       | \$ -                     | \$ -                     | \$ -                            | \$ -                        | \$ -                                 |
| State Of Indiana                          | 53-08-12-200-005.000-008 |        | 2               | N  | \$ -                    | \$ -                    | \$ -                           | \$ -                       | \$ -                     | \$ -                     | \$ -                            | \$ -                        | \$ -                                 |
| Galinsky, Raymond E & Susan J             | 53-08-16-416-001.000-008 |        | 2               | N  | \$ -                    | \$ -                    | \$ -                           | \$ -                       | \$ 1,082.98              | \$ -                     | \$ -                            | \$ 1,082.98                 | \$ 1,082.98                          |
| McIntyre, Bobbie J                        | 53-08-16-416-018.000-008 |        | 2               | N  | \$ -                    | \$ -                    | \$ -                           | \$ -                       | \$ 441.23                | \$ -                     | \$ -                            | \$ 441.23                   | \$ 441.23                            |
| Little, Amy A                             | 53-08-16-416-012.000-008 |        | 2               | N  | \$ -                    | \$ -                    | \$ -                           | \$ -                       | \$ 447.02                | \$ -                     | \$ -                            | \$ 447.02                   | \$ 447.02                            |
| King, Joseph B. Jr. & Vicci L.            | 53-08-16-416-016.000-008 |        | 2               | N  | \$ -                    | \$ -                    | \$ -                           | \$ -                       | \$ 857.75                | \$ -                     | \$ -                            | \$ 857.75                   | \$ 857.75                            |
| McDaniel, Douglas M & Ellen M             | 53-08-16-416-007.000-008 |        | 2               | N  | \$ -                    | \$ -                    | \$ -                           | \$ -                       | \$ 649.50                | \$ -                     | \$ -                            | \$ 649.50                   | \$ 649.50                            |
| Snoddy, James C & Frieda L                | 53-08-16-416-008.000-008 |        | 2               | N  | \$ -                    | \$ -                    | \$ -                           | \$ -                       | \$ 266.09                | \$ -                     | \$ -                            | \$ 266.09                   | \$ 266.09                            |
| Scuffham, Leonard Edward & Gwen M         | 53-08-16-416-004.000-008 |        | 2               | N  | \$ -                    | \$ -                    | \$ -                           | \$ -                       | \$ -                     | \$ -                     | \$ -                            | \$ -                        | \$ -                                 |
| Waterford, Jason R & Waterford, Malissa   | 53-08-28-200-019.000-008 |        | 2               | N  | \$ -                    | \$ -                    | \$ -                           | \$ -                       | \$ -                     | \$ -                     | \$ -                            | \$ -                        | \$ -                                 |
| Dyer, Douglas W                           | 53-08-21-100-117.000-008 |        | 2               | N  | \$ -                    | \$ -                    | \$ -                           | \$ -                       | \$ 387.41                | \$ -                     | \$ -                            | \$ 387.41                   | \$ 387.41                            |
| Plew, Theodore S. & Lois J.               | 53-08-20-403-013.000-008 |        | 2               | N  | \$ -                    | \$ -                    | \$ 127.00                      | \$ 127.00                  | \$ -                     | \$ -                     | \$ 222.00                       | \$ 222.00                   | \$ 95.00                             |
| Plew, Theodore S. & Lois J.               | 53-08-20-400-060.000-008 |        | 2               | N  | \$ -                    | \$ -                    | \$ -                           | \$ -                       | \$ -                     | \$ -                     | \$ -                            | \$ -                        | \$ -                                 |
| Dyer, Douglas W                           | 53-08-21-100-037.000-008 |        | 2               | N  | \$ -                    | \$ -                    | \$ -                           | \$ -                       | \$ -                     | \$ -                     | \$ -                            | \$ -                        | \$ -                                 |
| White, Terence C & Ruth E                 | 53-08-21-200-043.000-008 |        | 2               | N  | \$ -                    | \$ -                    | \$ -                           | \$ -                       | \$ -                     | \$ -                     | \$ -                            | \$ -                        | \$ -                                 |
| Beasley, Kedrick L & Donna J              | 53-08-14-100-039.000-008 |        | 2               | N  | \$ -                    | \$ -                    | \$ -                           | \$ -                       | \$ -                     | \$ -                     | \$ -                            | \$ -                        | \$ -                                 |
| Sherlock, David E Trust                   | 53-08-22-200-007.000-008 |        | 2               | N  | \$ -                    | \$ -                    | \$ -                           | \$ -                       | \$ -                     | \$ -                     | \$ -                            | \$ -                        | \$ -                                 |
| Milbourn, Justin B                        | 53-08-22-200-011.000-008 |        | 2               | N  | \$ -                    | \$ -                    | \$ -                           | \$ -                       | \$ -                     | \$ -                     | \$ -                            | \$ -                        | \$ -                                 |
| Thickstun, Thomas R & Marianne            | 53-08-01-100-030.000-008 |        | 2               | N  | \$ -                    | \$ -                    | \$ -                           | \$ -                       | \$ 452.00                | \$ -                     | \$ -                            | \$ 452.00                   | \$ 452.00                            |
| Elliemae's Boutique LLC                   | 53-08-29-102-002.000-008 | 1300   | 2               | N  | \$ -                    | \$ -                    | \$ -                           | \$ -                       | \$ -                     | \$ 264.94                | \$ -                            | \$ 264.94                   | \$ 264.94                            |
| Booker, Chad A                            | 53-08-29-102-001.000-008 | 1300   | 2               | N  | \$ -                    | \$ -                    | \$ -                           | \$ -                       | \$ -                     | \$ -                     | \$ -                            | \$ -                        | \$ -                                 |
| Polley, Melody L                          | 53-08-29-102-003.000-008 | 1300   | 2               | N  | \$ -                    | \$ -                    | \$ -                           | \$ -                       | \$ -                     | \$ -                     | \$ -                            | \$ -                        | \$ -                                 |
| Robey, John B                             | 53-08-29-102-011.000-008 | 1300   | 2               | N  | \$ -                    | \$ -                    | \$ -                           | \$ -                       | \$ -                     | \$ -                     | \$ -                            | \$ -                        | \$ -                                 |
| Litz, Troy D                              | 53-08-29-102-007.000-008 | 1300   | 2               | N  | \$ -                    | \$ -                    | \$ -                           | \$ -                       | \$ -                     | \$ -                     | \$ -                            | \$ -                        | \$ -                                 |

# City of Bloomington



## Area #2: South-East Annexation Area - Circuit Breaker Impacts Analysis

| Owner Name                                | Parcel #                 | Waiver | Annexation Area | AG | Pre-Annex 1% CB Credits | Pre-Annex 2% CB Credits | Pre-Annex 65 & Over CB Credits | Pre-Annex Total CB Credits | Post-Annex 1% CB Credits | Post-Annex 2% CB Credits | Post-Annex 65 & Over CB Credits | Post-Annex Total CB Credits | Total Post-Annex CB Credits Increase |
|---|--------------------------|--------|-----------------|----|-------------------------|-------------------------|--------------------------------|----------------------------|--------------------------|--------------------------|---------------------------------|-----------------------------|--------------------------------------|
| Norris, Marietta K                        | 53-08-29-102-012.000-008 | 1300   | 2               | N  | \$ -                    | \$ -                    | \$ -                           | \$ -                       | \$ -                     | \$ -                     | \$ -                            | \$ -                        | \$ -                                 |
| Sims, William D                           | 53-08-29-102-004.000-008 | 1300   | 2               | N  | \$ -                    | \$ -                    | \$ -                           | \$ -                       | \$ -                     | \$ -                     | \$ -                            | \$ 171.40                   | \$ 171.40                            |
| Ellis Investment Properties LLC           | 53-08-29-107-006.000-008 | 1300   | 2               | N  | \$ -                    | \$ -                    | \$ -                           | \$ -                       | \$ -                     | \$ -                     | \$ 283.49                       | \$ 283.49                   | \$ 283.49                            |
| Monroe County Park & Recreation Board     | 53-08-28-200-008.000-008 | 1300   | 2               | N  | \$ -                    | \$ -                    | \$ -                           | \$ -                       | \$ -                     | \$ -                     | \$ -                            | \$ -                        | \$ -                                 |
| Davis, Charles Edward & Nannette L        | 53-08-21-200-100.000-008 |        | 2               | N  | \$ -                    | \$ -                    | \$ -                           | \$ -                       | \$ -                     | \$ -                     | \$ -                            | \$ -                        | \$ -                                 |
| Upchurch, Kenneth W & Gwen W              | 53-08-14-103-006.000-008 |        | 2               | N  | \$ -                    | \$ -                    | \$ -                           | \$ -                       | \$ 310.19                | \$ -                     | \$ -                            | \$ 310.19                   | \$ 310.19                            |
| Eastview Church of the Nazarene Inc       | 53-08-01-400-026.000-008 | 1418   | 2               | N  | \$ -                    | \$ -                    | \$ -                           | \$ -                       | \$ -                     | \$ -                     | \$ -                            | \$ -                        | \$ -                                 |
| Eastview Church of the Nazarene Inc       | 53-08-01-400-026.001-008 |        | 2               | N  | \$ -                    | \$ -                    | \$ -                           | \$ -                       | \$ -                     | \$ -                     | \$ -                            | \$ -                        | \$ -                                 |
| Hutchins, Travis J & Kristin E            | 53-08-01-100-092.000-008 |        | 2               | N  | \$ -                    | \$ -                    | \$ -                           | \$ -                       | \$ 529.84                | \$ -                     | \$ -                            | \$ 529.84                   | \$ 529.84                            |
| Clough, Evan R & Ward-Bluhm, Bethany      | 53-08-29-100-010.000-008 |        | 2               | N  | \$ -                    | \$ -                    | \$ -                           | \$ -                       | \$ -                     | \$ -                     | \$ -                            | \$ -                        | \$ -                                 |
| Graham, Virginia Jean & David K           | 53-08-28-200-026.000-008 |        | 2               | N  | \$ -                    | \$ -                    | \$ -                           | \$ -                       | \$ -                     | \$ -                     | \$ -                            | \$ -                        | \$ -                                 |
| Halcomb, Elmer Duane & Kimberly Ann       | 53-08-29-100-007.000-008 | 1300   | 2               | N  | \$ -                    | \$ -                    | \$ -                           | \$ -                       | \$ -                     | \$ -                     | \$ -                            | \$ -                        | \$ -                                 |
| Buchanan, Micah W & Melissa D             | 53-08-29-106-005.000-008 | 1300   | 2               | N  | \$ -                    | \$ -                    | \$ -                           | \$ -                       | \$ -                     | \$ -                     | \$ 181.30                       | \$ 181.30                   | \$ 181.30                            |
| Tracy, Jo Anne & Jeff Sturgeon            | 53-08-14-100-012.000-008 |        | 2               | N  | \$ -                    | \$ -                    | \$ -                           | \$ -                       | \$ -                     | \$ -                     | \$ -                            | \$ -                        | \$ -                                 |
| Tracy, Jo Anne & Jeff Sturgeon            | 53-08-14-100-040.000-008 |        | 2               | N  | \$ -                    | \$ -                    | \$ -                           | \$ -                       | \$ -                     | \$ -                     | \$ -                            | \$ -                        | \$ -                                 |
| Tracy, Jo Anne & Jeff Sturgeon            | 53-08-14-100-011.000-008 |        | 2               | N  | \$ -                    | \$ -                    | \$ -                           | \$ -                       | \$ 337.31                | \$ -                     | \$ -                            | \$ 337.31                   | \$ 337.31                            |
| Grubb, Randy L                            | 53-08-28-200-014.000-008 |        | 2               | N  | \$ -                    | \$ -                    | \$ -                           | \$ -                       | \$ -                     | \$ -                     | \$ -                            | \$ -                        | \$ -                                 |
| Graves, John                              | 53-08-28-200-030.000-008 |        | 2               | N  | \$ -                    | \$ -                    | \$ -                           | \$ -                       | \$ -                     | \$ 265.78                | \$ -                            | \$ 265.78                   | \$ 265.78                            |
| Long, David & Patricia A                  | 53-08-20-400-049.000-008 |        | 2               | N  | \$ -                    | \$ -                    | \$ -                           | \$ -                       | \$ -                     | \$ -                     | \$ -                            | \$ -                        | \$ -                                 |
| Price, David A                            | 53-08-20-403-016.000-008 |        | 2               | N  | \$ -                    | \$ -                    | \$ -                           | \$ -                       | \$ -                     | \$ -                     | \$ -                            | \$ -                        | \$ -                                 |
| Watkins, Robert B                         | 53-08-21-100-046.000-008 |        | 2               | N  | \$ -                    | \$ -                    | \$ -                           | \$ -                       | \$ -                     | \$ 274.22                | \$ -                            | \$ 274.22                   | \$ 274.22                            |
| Klein, Laura L                            | 53-08-28-200-041.000-008 |        | 2               | N  | \$ -                    | \$ -                    | \$ -                           | \$ -                       | \$ -                     | \$ -                     | \$ -                            | \$ -                        | \$ -                                 |
| Chestnut, Larry D & Glenda J Trust W//e   | 53-08-21-300-032.000-008 |        | 2               | N  | \$ -                    | \$ -                    | \$ -                           | \$ -                       | \$ -                     | \$ 248.50                | \$ -                            | \$ 248.50                   | \$ 248.50                            |
| Born, William E & Marianne                | 53-08-14-300-013.000-008 |        | 2               | N  | \$ -                    | \$ -                    | \$ -                           | \$ -                       | \$ 503.34                | \$ -                     | \$ -                            | \$ 503.34                   | \$ 503.34                            |
| Board Of Commissioners Monroe County, The | 53-08-21-300-047.000-008 |        | 2               | N  | \$ -                    | \$ -                    | \$ -                           | \$ -                       | \$ -                     | \$ -                     | \$ -                            | \$ -                        | \$ -                                 |
| Ratts, Richard D Revocable Trust          | 53-08-28-200-039.000-008 | 1426   | 2               | N  | \$ -                    | \$ -                    | \$ -                           | \$ -                       | \$ -                     | \$ -                     | \$ -                            | \$ -                        | \$ -                                 |
| Hash, Brittany                            | 53-08-20-403-012.000-008 |        | 2               | N  | \$ -                    | \$ -                    | \$ -                           | \$ -                       | \$ -                     | \$ -                     | \$ -                            | \$ -                        | \$ -                                 |
| Hash, Brittany                            | 53-08-20-400-033.000-008 |        | 2               | N  | \$ -                    | \$ -                    | \$ -                           | \$ -                       | \$ -                     | \$ -                     | \$ -                            | \$ -                        | \$ -                                 |
| RWP LLC                                   | 53-08-28-200-016.000-008 |        | 2               | N  | \$ -                    | \$ -                    | \$ -                           | \$ -                       | \$ -                     | \$ -                     | \$ -                            | \$ -                        | \$ -                                 |
| Powers, John A                            | 53-08-28-200-038.000-008 |        | 2               | N  | \$ -                    | \$ -                    | \$ -                           | \$ -                       | \$ -                     | \$ -                     | \$ 311.81                       | \$ 311.81                   | \$ 311.81                            |
| RWP LLC                                   | 53-08-28-200-017.000-008 |        | 2               | N  | \$ -                    | \$ -                    | \$ -                           | \$ -                       | \$ -                     | \$ -                     | \$ -                            | \$ -                        | \$ -                                 |
| Mathews, Nancy M & Ingrid R Montecino     | 53-08-11-101-014.000-008 |        | 2               | N  | \$ -                    | \$ -                    | \$ -                           | \$ -                       | \$ 32.16                 | \$ -                     | \$ -                            | \$ 32.16                    | \$ 32.16                             |
| Windmuller, Brian E & Joy V               | 53-08-22-200-015.000-008 |        | 2               | N  | \$ -                    | \$ -                    | \$ -                           | \$ -                       | \$ 443.42                | \$ -                     | \$ -                            | \$ 443.42                   | \$ 443.42                            |
| Sherlock, David E Trust                   | 53-08-22-200-002.000-008 |        | 2               | N  | \$ -                    | \$ -                    | \$ -                           | \$ -                       | \$ -                     | \$ -                     | \$ -                            | \$ -                        | \$ -                                 |
| Sherlock, David E Trust                   | 53-08-22-200-012.000-008 |        | 2               | N  | \$ -                    | \$ -                    | \$ 211.00                      | \$ 211.00                  | \$ -                     | \$ -                     | \$ 733.94                       | \$ 733.94                   | \$ 522.94                            |
| Shick, Marjorie E Revocable Trust         | 53-08-01-400-019.000-008 |        | 2               | N  | \$ -                    | \$ -                    | \$ -                           | \$ -                       | \$ -                     | \$ -                     | \$ -                            | \$ -                        | \$ -                                 |
| Maurer, John                              | 53-08-01-400-066.000-008 |        | 2               | N  | \$ -                    | \$ -                    | \$ -                           | \$ -                       | \$ -                     | \$ -                     | \$ -                            | \$ -                        | \$ -                                 |
| Shick, Marjorie E Revocable Trust         | 53-08-01-400-058.000-008 |        | 2               | N  | \$ -                    | \$ -                    | \$ -                           | \$ -                       | \$ -                     | \$ -                     | \$ -                            | \$ -                        | \$ -                                 |
| Shick, Marjorie E Revocable Trust         | 53-08-01-400-018.000-008 |        | 2               | N  | \$ -                    | \$ -                    | \$ -                           | \$ -                       | \$ -                     | \$ -                     | \$ -                            | \$ -                        | \$ -                                 |
| Shick, Marjorie E Revocable Trust         | 53-08-01-400-017.000-008 |        | 2               | N  | \$ -                    | \$ -                    | \$ -                           | \$ -                       | \$ -                     | \$ -                     | \$ -                            | \$ -                        | \$ -                                 |
| Hart, Marcia Kathryn                      | 53-08-14-100-017.000-008 |        | 2               | N  | \$ -                    | \$ -                    | \$ -                           | \$ -                       | \$ 302.53                | \$ -                     | \$ -                            | \$ 302.53                   | \$ 302.53                            |
| Boathouse Development LLC                 | 53-08-11-101-050.000-008 |        | 2               | N  | \$ -                    | \$ -                    | \$ -                           | \$ -                       | \$ -                     | \$ 400.05                | \$ -                            | \$ 400.05                   | \$ 400.05                            |

# City of Bloomington

## Area #2: South-East Annexation Area - Circuit Breaker Impacts Analysis



| Owner Name                                       | Parcel #                 | Waiver | Annexation Area | AG | Pre-Annex 1% CB Credits | Pre-Annex 2% CB Credits | Pre-Annex 65 & Over CB Credits | Pre-Annex Total CB Credits | Post-Annex 1% CB Credits | Post-Annex 2% CB Credits | Post-Annex 65 & Over CB Credits | Post-Annex Total CB Credits | Total Post-Annex CB Credits Increase |
|--|--------------------------|--------|-----------------|----|-------------------------|-------------------------|--------------------------------|----------------------------|--------------------------|--------------------------|---------------------------------|-----------------------------|--------------------------------------|
| Johnston, Helen                                  | 53-08-21-100-102.000-008 |        | 2               | N  | \$ -                    | \$ -                    | \$ -                           | \$ -                       | \$ -                     | \$ -                     | \$ -                            | \$ -                        | \$ -                                 |
| Maynard, Walter Herman V                         | 53-08-21-200-072.000-008 |        | 2               | N  | \$ -                    | \$ -                    | \$ -                           | \$ -                       | \$ -                     | \$ -                     | \$ 229.11                       | \$ 229.11                   | \$ 229.11                            |
| Baker, Lonnie J                                  | 53-08-20-100-056.000-008 |        | 2               | N  | \$ -                    | \$ -                    | \$ -                           | \$ -                       | \$ -                     | \$ -                     | \$ -                            | \$ -                        | \$ -                                 |
| Prince, Peggy S                                  | 53-08-21-100-120.000-008 |        | 2               | N  | \$ -                    | \$ -                    | \$ -                           | \$ -                       | \$ -                     | \$ -                     | \$ -                            | \$ -                        | \$ -                                 |
| Head, Rosemary & Maze, Robert                    | 53-08-21-100-126.000-008 | 2219   | 2               | N  | \$ -                    | \$ -                    | \$ -                           | \$ -                       | \$ 121.60                | \$ -                     | \$ -                            | \$ 121.60                   | \$ 121.60                            |
| Shrake, Robert C & Amy M                         | 53-08-21-100-126.001-008 |        | 2               | N  | \$ -                    | \$ -                    | \$ -                           | \$ -                       | \$ 141.47                | \$ -                     | \$ -                            | \$ 141.47                   | \$ 141.47                            |
| Stidd, Larry T & Rebecca S                       | 53-08-29-100-004.000-008 | 1898   | 2               | N  | \$ -                    | \$ -                    | \$ -                           | \$ -                       | \$ -                     | \$ 131.94                | \$ -                            | \$ 131.94                   | \$ 131.94                            |
| Fedynskiy, George A & Susan G Revocable Trust    | 53-08-11-101-073.000-008 | 1516   | 2               | N  | \$ -                    | \$ -                    | \$ -                           | \$ -                       | \$ -                     | \$ -                     | \$ -                            | \$ -                        | \$ -                                 |
| Dodge, Dana L. & Betty                           | 53-08-29-400-025.000-008 |        | 2               | N  | \$ -                    | \$ -                    | \$ -                           | \$ -                       | \$ -                     | \$ -                     | \$ -                            | \$ -                        | \$ -                                 |
| J & H May Properties LLC                         | 53-08-29-400-029.000-008 | 1327   | 2               | N  | \$ -                    | \$ -                    | \$ -                           | \$ -                       | \$ -                     | \$ -                     | \$ -                            | \$ -                        | \$ -                                 |
| Shields, Robert H & Sally A                      | 53-08-29-400-028.000-008 |        | 2               | N  | \$ -                    | \$ -                    | \$ -                           | \$ -                       | \$ -                     | \$ -                     | \$ -                            | \$ -                        | \$ -                                 |
| Pennington, Nathaniel C                          | 53-08-29-400-021.000-008 |        | 2               | N  | \$ -                    | \$ -                    | \$ -                           | \$ -                       | \$ -                     | \$ 232.27                | \$ -                            | \$ 232.27                   | \$ 232.27                            |
| Mays Greenhouse LLC                              | 53-08-29-400-029.001-008 | 1327   | 2               | N  | \$ -                    | \$ -                    | \$ -                           | \$ -                       | \$ -                     | \$ -                     | \$ -                            | \$ -                        | \$ -                                 |
| Hilliard, HD & BG Living Trust                   | 53-08-01-100-034.000-008 |        | 2               | N  | \$ -                    | \$ -                    | \$ -                           | \$ -                       | \$ -                     | \$ 405.74                | \$ -                            | \$ 405.74                   | \$ 405.74                            |
| Blunk, Miranda                                   | 53-08-14-300-015.000-008 |        | 2               | N  | \$ -                    | \$ -                    | \$ -                           | \$ -                       | \$ -                     | \$ 289.39                | \$ -                            | \$ 289.39                   | \$ 289.39                            |
| Clinch, Edward R & Jancie A Joint Living Trust   | 53-08-14-100-028.000-008 |        | 2               | N  | \$ -                    | \$ -                    | \$ -                           | \$ -                       | \$ -                     | \$ -                     | \$ -                            | \$ -                        | \$ -                                 |
| Brenneman, Christopher D & Emily S               | 53-08-14-100-032.000-008 |        | 2               | N  | \$ -                    | \$ -                    | \$ -                           | \$ -                       | \$ 384.52                | \$ -                     | \$ -                            | \$ 384.52                   | \$ 384.52                            |
| Hortenberry, Anna M                              | 53-08-20-100-009.000-008 |        | 2               | N  | \$ -                    | \$ -                    | \$ -                           | \$ -                       | \$ -                     | \$ 79.67                 | \$ -                            | \$ 79.67                    | \$ 79.67                             |
| Public Service Company Of Indiana, Inc.          | 53-08-12-300-004.000-008 |        | 2               | N  | \$ -                    | \$ -                    | \$ -                           | \$ -                       | \$ -                     | \$ -                     | \$ -                            | \$ -                        | \$ -                                 |
| Sherfield, Dustin L & Landreth, Bridgette Rachel | 53-08-29-106-002.000-008 | 1300   | 2               | N  | \$ -                    | \$ -                    | \$ -                           | \$ -                       | \$ -                     | \$ -                     | \$ -                            | \$ -                        | \$ -                                 |
| Lane, Alexander K                                | 53-08-29-106-004.000-008 | 1300   | 2               | N  | \$ -                    | \$ -                    | \$ -                           | \$ -                       | \$ -                     | \$ -                     | \$ -                            | \$ -                        | \$ -                                 |
| Redman, Sheryl D.                                | 53-08-29-106-001.000-008 | 1300   | 2               | N  | \$ -                    | \$ -                    | \$ -                           | \$ -                       | \$ -                     | \$ -                     | \$ -                            | \$ -                        | \$ -                                 |
| Priority Home Investments LLC                    | 53-08-29-106-003.000-008 | 1300   | 2               | N  | \$ -                    | \$ -                    | \$ -                           | \$ -                       | \$ -                     | \$ 258.41                | \$ -                            | \$ 258.41                   | \$ 258.41                            |
| Logsdon, Robert J Living Trust w/life estate     | 53-08-20-400-076.000-008 |        | 2               | N  | \$ -                    | \$ -                    | \$ 222.00                      | \$ 222.00                  | \$ -                     | \$ -                     | \$ 441.97                       | \$ 441.97                   | \$ 219.97                            |
| Ashby, Elizabeth                                 | 53-08-14-107-003.000-008 |        | 2               | N  | \$ -                    | \$ -                    | \$ -                           | \$ -                       | \$ 491.74                | \$ -                     | \$ -                            | \$ 491.74                   | \$ 491.74                            |
| Sowder, Tony K                                   | 53-08-14-100-022.000-008 |        | 2               | N  | \$ -                    | \$ -                    | \$ -                           | \$ -                       | \$ 171.69                | \$ -                     | \$ -                            | \$ 171.69                   | \$ 171.69                            |
| Cascio, Matthew V                                | 53-08-11-100-001.000-008 |        | 2               | N  | \$ -                    | \$ -                    | \$ -                           | \$ -                       | \$ -                     | \$ 235.22                | \$ -                            | \$ 235.22                   | \$ 235.22                            |
| Cascio, Matthew V                                | 53-01-42-309-002.000-008 |        | 2               | N  | \$ -                    | \$ -                    | \$ -                           | \$ -                       | \$ -                     | \$ 235.43                | \$ -                            | \$ 235.43                   | \$ 235.43                            |
| Cascio, Matthew V                                | 53-01-42-309-003.000-008 |        | 2               | N  | \$ -                    | \$ -                    | \$ -                           | \$ -                       | \$ -                     | \$ 235.22                | \$ -                            | \$ 235.22                   | \$ 235.22                            |
| Cascio, Matthew V                                | 53-01-42-309-004.000-008 |        | 2               | N  | \$ -                    | \$ -                    | \$ -                           | \$ -                       | \$ -                     | \$ 235.43                | \$ -                            | \$ 235.43                   | \$ 235.43                            |
| Cascio, Matthew V                                | 53-01-42-309-005.000-008 |        | 2               | N  | \$ -                    | \$ -                    | \$ -                           | \$ -                       | \$ -                     | \$ 235.22                | \$ -                            | \$ 235.22                   | \$ 235.22                            |
| Walbridge, John                                  | 53-08-14-107-005.000-008 |        | 2               | N  | \$ -                    | \$ -                    | \$ -                           | \$ -                       | \$ 613.06                | \$ -                     | \$ -                            | \$ 613.06                   | \$ 613.06                            |
| Lloyd, Timothy N. & Marcia L.                    | 53-08-14-100-014.000-008 |        | 2               | N  | \$ -                    | \$ -                    | \$ -                           | \$ -                       | \$ 350.15                | \$ -                     | \$ -                            | \$ 350.15                   | \$ 350.15                            |
| Drake, Joshua Craig & Janine Giordano            | 53-08-14-106-010.000-008 |        | 2               | N  | \$ -                    | \$ -                    | \$ -                           | \$ -                       | \$ 1,089.19              | \$ -                     | \$ -                            | \$ 1,089.19                 | \$ 1,089.19                          |
| Smith, Gerald Troy & Laura M Hurley              | 53-08-14-102-005.000-008 |        | 2               | N  | \$ -                    | \$ -                    | \$ -                           | \$ -                       | \$ 75.22                 | \$ -                     | \$ -                            | \$ 75.22                    | \$ 75.22                             |
| Kelly, Caitilin                                  | 53-01-41-851-000.000-008 |        | 2               | N  | \$ -                    | \$ -                    | \$ -                           | \$ -                       | \$ 312.05                | \$ -                     | \$ -                            | \$ 312.05                   | \$ 312.05                            |
| Clear Creek Christian Church Inc                 | 53-08-20-403-001.000-008 |        | 2               | N  | \$ -                    | \$ -                    | \$ -                           | \$ -                       | \$ -                     | \$ 171.78                | \$ -                            | \$ 171.78                   | \$ 171.78                            |
| Clear Creek Christian Church Inc                 | 53-08-20-400-053.000-008 |        | 2               | N  | \$ -                    | \$ -                    | \$ -                           | \$ -                       | \$ -                     | \$ -                     | \$ -                            | \$ -                        | \$ -                                 |
| Williams, Carol Sue & Hawkins, William A         | 53-08-01-400-051.000-008 |        | 2               | N  | \$ -                    | \$ -                    | \$ -                           | \$ -                       | \$ 328.39                | \$ -                     | \$ -                            | \$ 328.39                   | \$ 328.39                            |
| Van Pelt, Raymond D                              | 53-08-20-400-056.000-008 |        | 2               | N  | \$ -                    | \$ -                    | \$ -                           | \$ -                       | \$ -                     | \$ -                     | \$ -                            | \$ -                        | \$ -                                 |
| Tolbert, Jacob & Hanna E                         | 53-08-20-400-028.000-008 |        | 2               | N  | \$ -                    | \$ -                    | \$ -                           | \$ -                       | \$ -                     | \$ 498.87                | \$ -                            | \$ 498.87                   | \$ 498.87                            |
| Harlow Properties, LLC                           | 53-08-16-300-002.000-008 | 2312   | 2               | N  | \$ -                    | \$ -                    | \$ -                           | \$ -                       | \$ -                     | \$ -                     | \$ -                            | \$ -                        | \$ -                                 |

# City of Bloomington

## Area #2: South-East Annexation Area - Circuit Breaker Impacts Analysis



| Owner Name   | Parcel #                 | Waiver | Annexation Area | AG | Pre-Annex 1% CB Credits | Pre-Annex 2% CB Credits | Pre-Annex 65 & Over CB Credits | Pre-Annex Total CB Credits | Post-Annex 1% CB Credits | Post-Annex 2% CB Credits | Post-Annex 65 & Over CB Credits | Post-Annex Total CB Credits | Total Post-Annex CB Credits Increase |
|--|--------------------------|--------|-----------------|----|-------------------------|-------------------------|--------------------------------|----------------------------|--------------------------|--------------------------|---------------------------------|-----------------------------|--------------------------------------|
| Monroe County Community School Corporation                                       | 53-08-20-402-004.000-008 |        | 2               | N  | \$ -                    | \$ -                    | \$ -                           | \$ -                       | \$ -                     | \$ -                     | \$ -                            | \$ -                        | \$ -                                 |
| Bailey, Donnetta Sue   | 53-08-20-400-098.000-008 |        | 2               | N  | \$ -                    | \$ -                    | \$ -                           | \$ -                       | \$ -                     | \$ 155.55                | \$ -                            | \$ 155.55                   | \$ 155.55                            |
| Quarterround LLC   | 53-08-20-400-034.000-008 | 2027   | 2               | N  | \$ -                    | \$ -                    | \$ -                           | \$ -                       | \$ -                     | \$ 234.80                | \$ -                            | \$ 234.80                   | \$ 234.80                            |
| Kinser, Steven D & Dana H  | 53-08-29-100-016.000-008 | 2146   | 2               | N  | \$ -                    | \$ -                    | \$ -                           | \$ -                       | \$ -                     | \$ 183.58                | \$ -                            | \$ 183.58                   | \$ 183.58                            |
| Stacombe, Danielle T   | 53-08-21-200-046.000-008 |        | 2               | N  | \$ -                    | \$ -                    | \$ -                           | \$ -                       | \$ -                     | \$ -                     | \$ -                            | \$ -                        | \$ -                                 |
| Farrell, George B & Marianne S   | 53-08-01-100-048.000-008 |        | 2               | N  | \$ -                    | \$ -                    | \$ -                           | \$ -                       | \$ 999.34                | \$ -                     | \$ -                            | \$ 999.34                   | \$ 999.34                            |
| Walsh, John F & Foutty, Jennifer L   | 53-08-11-101-004.000-008 |        | 2               | N  | \$ -                    | \$ -                    | \$ -                           | \$ -                       | \$ -                     | \$ -                     | \$ -                            | \$ -                        | \$ -                                 |
| Williams, Carol Sue  | 53-08-01-400-095.000-008 | 2202   | 2               | N  | \$ -                    | \$ -                    | \$ -                           | \$ -                       | \$ -                     | \$ 230.83                | \$ -                            | \$ 230.83                   | \$ 230.83                            |
| Crichfield, Trevor & Micah   | 53-08-20-400-005.000-008 |        | 2               | N  | \$ -                    | \$ -                    | \$ -                           | \$ -                       | \$ -                     | \$ -                     | \$ -                            | \$ -                        | \$ -                                 |
| Skiles, Jack E & Jill A Rogers   | 53-08-20-400-066.000-008 |        | 2               | N  | \$ -                    | \$ -                    | \$ -                           | \$ -                       | \$ -                     | \$ -                     | \$ -                            | \$ -                        | \$ -                                 |
| Dyer, Ryan K   | 53-08-14-300-003.000-008 |        | 2               | N  | \$ -                    | \$ -                    | \$ -                           | \$ -                       | \$ -                     | \$ 343.35                | \$ -                            | \$ 343.35                   | \$ 343.35                            |
| Dyer, Randall W & Debra S  | 53-08-14-300-011.000-008 |        | 2               | N  | \$ -                    | \$ -                    | \$ -                           | \$ -                       | \$ -                     | \$ -                     | \$ -                            | \$ -                        | \$ -                                 |
| Rose, David A & Young, Jacob Whitney & Joshua Seth Trust & Newsome, Jessica Lynn | 53-08-20-100-057.000-008 |        | 2               | N  | \$ -                    | \$ -                    | \$ -                           | \$ -                       | \$ -                     | \$ -                     | \$ -                            | \$ -                        | \$ -                                 |
| Homenda, Nicholas M & Caitlin S  | 53-08-11-101-072.000-008 | 1481   | 2               | N  | \$ -                    | \$ -                    | \$ -                           | \$ -                       | \$ -                     | \$ -                     | \$ -                            | \$ -                        | \$ -                                 |
| Axson, Carolyn   | 53-08-14-300-016.000-008 |        | 2               | N  | \$ -                    | \$ -                    | \$ -                           | \$ -                       | \$ -                     | \$ 234.17                | \$ -                            | \$ 234.17                   | \$ 234.17                            |
| Maze, Mallory Morgan & Brandon James; Maze, Mark T                               | 53-08-11-101-012.000-008 | 1340   | 2               | N  | \$ -                    | \$ -                    | \$ -                           | \$ -                       | \$ -                     | \$ -                     | \$ -                            | \$ -                        | \$ -                                 |
| Little, Matthew J  | 53-08-11-101-056.000-008 | 1339   | 2               | N  | \$ -                    | \$ -                    | \$ -                           | \$ -                       | \$ -                     | \$ -                     | \$ -                            | \$ -                        | \$ -                                 |
| Cuddy, Duangnapa   | 53-08-11-101-079.000-008 | 1338   | 2               | N  | \$ -                    | \$ -                    | \$ -                           | \$ -                       | \$ -                     | \$ -                     | \$ -                            | \$ -                        | \$ -                                 |
| Brummett, Heather A  | 53-08-11-101-030.000-008 | 1337   | 2               | N  | \$ -                    | \$ -                    | \$ -                           | \$ -                       | \$ -                     | \$ -                     | \$ -                            | \$ -                        | \$ -                                 |
| Bloomington Mnthly Mtg Of The Relig Society Of Friends                           | 53-08-11-101-035.000-008 |        | 2               | N  | \$ -                    | \$ -                    | \$ -                           | \$ -                       | \$ -                     | \$ -                     | \$ -                            | \$ -                        | \$ -                                 |
| Wenning, Adam  | 53-08-11-101-028.000-008 | 1341   | 2               | N  | \$ -                    | \$ -                    | \$ -                           | \$ -                       | \$ -                     | \$ -                     | \$ -                            | \$ -                        | \$ -                                 |
| Old 37 LLC   | 53-08-21-200-061.000-008 |        | 2               | N  | \$ -                    | \$ -                    | \$ -                           | \$ -                       | \$ -                     | \$ 349.04                | \$ -                            | \$ 349.04                   | \$ 349.04                            |
| Logsdon, Robert J Living Trust w/life estate                                     | 53-08-20-400-077.000-008 |        | 2               | N  | \$ -                    | \$ -                    | \$ -                           | \$ -                       | \$ -                     | \$ 35.62                 | \$ -                            | \$ 35.62                    | \$ 35.62                             |
| Tate, Debbie Rae & Travis  | 53-08-23-100-009.000-008 |        | 2               | N  | \$ -                    | \$ -                    | \$ -                           | \$ -                       | \$ -                     | \$ -                     | \$ -                            | \$ -                        | \$ -                                 |
| Reed, Cameron E  | 53-08-21-300-026.000-008 |        | 2               | N  | \$ -                    | \$ -                    | \$ -                           | \$ -                       | \$ -                     | \$ -                     | \$ -                            | \$ -                        | \$ -                                 |
| Summitt, Larry D. & Linda  | 53-08-20-402-007.000-008 |        | 2               | N  | \$ -                    | \$ -                    | \$ -                           | \$ -                       | \$ -                     | \$ -                     | \$ -                            | \$ -                        | \$ -                                 |
| Underwood, Jason L & April D   | 53-08-16-400-006.000-008 |        | 2               | N  | \$ -                    | \$ -                    | \$ -                           | \$ -                       | \$ -                     | \$ 245.55                | \$ -                            | \$ 245.55                   | \$ 245.55                            |
| Ankrom, Marcia K.  | 53-08-21-301-062.000-008 |        | 2               | N  | \$ -                    | \$ -                    | \$ 59.00                       | \$ 59.00                   | \$ -                     | \$ -                     | \$ 271.99                       | \$ 271.99                   | \$ 212.99                            |
| Powers, Kerry J & Stephanie  | 53-08-01-100-019.000-008 |        | 2               | N  | \$ -                    | \$ -                    | \$ -                           | \$ -                       | \$ 362.16                | \$ -                     | \$ -                            | \$ 362.16                   | \$ 362.16                            |
| Powers, Kerry J & Robertson, Stephanie   | 53-08-01-100-023.000-008 |        | 2               | N  | \$ -                    | \$ -                    | \$ -                           | \$ -                       | \$ -                     | \$ -                     | \$ -                            | \$ -                        | \$ -                                 |
| Powers, Kerry J & Stephanie  | 53-08-01-100-066.000-008 |        | 2               | N  | \$ -                    | \$ -                    | \$ -                           | \$ -                       | \$ -                     | \$ -                     | \$ -                            | \$ -                        | \$ -                                 |
| Seiffert, Erica M  | 53-08-21-200-054.000-008 |        | 2               | N  | \$ -                    | \$ -                    | \$ -                           | \$ -                       | \$ -                     | \$ -                     | \$ -                            | \$ -                        | \$ -                                 |
| Cascio, Matthew V  | 53-01-42-309-006.000-008 |        | 2               | N  | \$ -                    | \$ -                    | \$ -                           | \$ -                       | \$ -                     | \$ 235.43                | \$ -                            | \$ 235.43                   | \$ 235.43                            |
| Cascio, Matthew V  | 53-01-42-309-007.000-008 |        | 2               | N  | \$ -                    | \$ -                    | \$ -                           | \$ -                       | \$ -                     | \$ 235.22                | \$ -                            | \$ 235.22                   | \$ 235.22                            |
| Cascio, Matthew V  | 53-01-42-309-008.000-008 |        | 2               | N  | \$ -                    | \$ -                    | \$ -                           | \$ -                       | \$ -                     | \$ 235.43                | \$ -                            | \$ 235.43                   | \$ 235.43                            |
| Cascio, Matthew V  | 53-01-42-309-009.000-008 |        | 2               | N  | \$ -                    | \$ -                    | \$ -                           | \$ -                       | \$ -                     | \$ 235.22                | \$ -                            | \$ 235.22                   | \$ 235.22                            |
| Cascio, Matthew V  | 53-01-42-309-010.000-008 |        | 2               | N  | \$ -                    | \$ -                    | \$ -                           | \$ -                       | \$ -                     | \$ 235.43                | \$ -                            | \$ 235.43                   | \$ 235.43                            |
| Cascio, Matthew V  | 53-01-42-309-011.000-008 |        | 2               | N  | \$ -                    | \$ -                    | \$ -                           | \$ -                       | \$ -                     | \$ 219.63                | \$ -                            | \$ 219.63                   | \$ 219.63                            |
| Cascio, Matthew V & Lorelei  | 53-01-42-310-000.000-008 |        | 2               | N  | \$ -                    | \$ -                    | \$ -                           | \$ -                       | \$ -                     | \$ -                     | \$ -                            | \$ -                        | \$ -                                 |
| Ratliff, Mary Burch  | 53-08-11-101-048.000-008 |        | 2               | N  | \$ -                    | \$ -                    | \$ -                           | \$ -                       | \$ -                     | \$ -                     | \$ -                            | \$ -                        | \$ -                                 |
| Ratliff, Mary Burch  | 53-08-11-101-049.000-008 |        | 2               | N  | \$ -                    | \$ -                    | \$ -                           | \$ -                       | \$ -                     | \$ -                     | \$ -                            | \$ -                        | \$ -                                 |
| Ratliff, Mary Burch  | 53-08-11-101-021.000-008 |        | 2               | N  | \$ -                    | \$ -                    | \$ -                           | \$ -                       | \$ -                     | \$ -                     | \$ -                            | \$ -                        | \$ -                                 |
| Ratliff, Mary Burch  | 53-08-11-101-032.000-008 |        | 2               | N  | \$ -                    | \$ -                    | \$ -                           | \$ -                       | \$ -                     | \$ -                     | \$ -                            | \$ -                        | \$ -                                 |
| Ratliff, Mary Burch  | 53-08-11-101-023.000-008 |        | 2               | N  | \$ -                    | \$ -                    | \$ -                           | \$ -                       | \$ -                     | \$ -                     | \$ -                            | \$ -                        | \$ -                                 |

# City of Bloomington

## Area #2: South-East Annexation Area - Circuit Breaker Impacts Analysis



| Owner Name   | Parcel #                 | Waiver | Annexation Area | AG | Pre-Annex 1% CB Credits | Pre-Annex 2% CB Credits | Pre-Annex 65 & Over CB Credits | Pre-Annex Total CB Credits | Post-Annex 1% CB Credits | Post-Annex 2% CB Credits | Post-Annex 65 & Over CB Credits | Post-Annex Total CB Credits | Total Post-Annex CB Credits Increase |
|--|--------------------------|--------|-----------------|----|-------------------------|-------------------------|--------------------------------|----------------------------|--------------------------|--------------------------|---------------------------------|-----------------------------|--------------------------------------|
| Welch, Rhonda J  | 53-08-21-200-135.000-008 |        | 2               | N  | \$ -                    | \$ -                    | \$ -                           | \$ -                       | \$ -                     | \$ -                     | \$ -                            | \$ -                        | \$ -                                 |
| Merida, Brenda; w/l/e Merida, Lou Agnes                          | 53-08-20-400-035.000-008 |        | 2               | N  | \$ -                    | \$ -                    | \$ 248.00                      | \$ 248.00                  | \$ -                     | \$ -                     | \$ 525.79                       | \$ 525.79                   | \$ 277.79                            |
| Mikesell, John L & Karen R                                       | 53-08-01-400-176.000-008 |        | 2               | Y  | \$ -                    | \$ -                    | \$ -                           | \$ -                       | \$ -                     | \$ -                     | \$ -                            | \$ -                        | \$ -                                 |
| Gentry Estates Dev Co Inc  | 53-01-42-168-002.000-008 |        | 2               | N  | \$ -                    | \$ -                    | \$ -                           | \$ -                       | \$ -                     | \$ -                     | \$ -                            | \$ -                        | \$ -                                 |
| Crosser, Alan J & Karen D  | 53-08-01-400-134.172-008 | 2231   | 2               | N  | \$ -                    | \$ -                    | \$ -                           | \$ -                       | \$ 962.91                | \$ -                     | \$ -                            | \$ 962.91                   | \$ 962.91                            |
| Hunt, Thomas Dana & Wiedke Tamara Dirks-Hunt                     | 53-08-01-400-134.173-008 | 2231   | 2               | N  | \$ -                    | \$ -                    | \$ -                           | \$ -                       | \$ 1,283.37              | \$ -                     | \$ -                            | \$ 1,283.37                 | \$ 1,283.37                          |
| Li, Liang-Shi; Chen, Xi  | 53-08-01-400-134.174-008 | 2231   | 2               | N  | \$ -                    | \$ -                    | \$ -                           | \$ -                       | \$ 1,144.26              | \$ -                     | \$ -                            | \$ 1,144.26                 | \$ 1,144.26                          |
| Lindner, James R & Brianna K Giarratano                          | 53-08-01-400-134.175-008 | 2231   | 2               | N  | \$ -                    | \$ -                    | \$ -                           | \$ -                       | \$ 1,758.68              | \$ -                     | \$ -                            | \$ 1,758.68                 | \$ 1,758.68                          |
| Grazzini, Stephen C & Maho S                                     | 53-08-01-400-134.176-008 | 2232   | 2               | N  | \$ -                    | \$ -                    | \$ -                           | \$ -                       | \$ 1,188.56              | \$ -                     | \$ -                            | \$ 1,188.56                 | \$ 1,188.56                          |
| Grazzini, Stephen  | 53-08-01-400-134.177-008 | 2232   | 2               | N  | \$ -                    | \$ -                    | \$ -                           | \$ -                       | \$ -                     | \$ -                     | \$ -                            | \$ -                        | \$ -                                 |
| Thiel, Peter & Rayette   | 53-08-01-400-134.178-008 | 2232   | 2               | N  | \$ -                    | \$ -                    | \$ -                           | \$ -                       | \$ 1,162.47              | \$ -                     | \$ -                            | \$ 1,162.47                 | \$ 1,162.47                          |
| Tate, David M & Benna K  | 53-08-01-400-134.179-008 | 2232   | 2               | N  | \$ -                    | \$ -                    | \$ -                           | \$ -                       | \$ 1,232.44              | \$ -                     | \$ -                            | \$ 1,232.44                 | \$ 1,232.44                          |
| Viers, Christopher James & Viers, Keri Melynn Revocable Trust    | 53-08-01-400-134.180-008 | 2233   | 2               | N  | \$ -                    | \$ -                    | \$ -                           | \$ -                       | \$ 1,025.84              | \$ -                     | \$ -                            | \$ 1,025.84                 | \$ 1,025.84                          |
| Coyner, Kenneth & Crawford, Erika Revocable Trust                | 53-08-01-400-134.181-008 | 2233   | 2               | N  | \$ -                    | \$ -                    | \$ -                           | \$ -                       | \$ 921.92                | \$ -                     | \$ -                            | \$ 921.92                   | \$ 921.92                            |
| Stoddard, Raymond A & Sharon L Revocable Living Trust            | 53-08-14-100-008.000-008 |        | 2               | N  | \$ -                    | \$ -                    | \$ -                           | \$ -                       | \$ 673.09                | \$ -                     | \$ -                            | \$ 673.09                   | \$ 673.09                            |
| Shahbahrami, Frank Bradley                                       | 53-01-42-332-000.000-008 |        | 2               | N  | \$ -                    | \$ -                    | \$ -                           | \$ -                       | \$ -                     | \$ -                     | \$ -                            | \$ -                        | \$ -                                 |
| Quarterround LLC   | 53-08-20-400-029.000-008 | 2027   | 2               | N  | \$ -                    | \$ -                    | \$ -                           | \$ -                       | \$ -                     | \$ 281.38                | \$ -                            | \$ 281.38                   | \$ 281.38                            |
| Monroe, Lodge 22f & Am   | 53-08-21-200-052.000-008 |        | 2               | N  | \$ -                    | \$ -                    | \$ -                           | \$ -                       | \$ -                     | \$ -                     | \$ -                            | \$ -                        | \$ -                                 |
| AFH Properties LLC   | 53-08-21-200-142.000-008 |        | 2               | N  | \$ -                    | \$ -                    | \$ -                           | \$ -                       | \$ -                     | \$ -                     | \$ -                            | \$ -                        | \$ -                                 |
| Chambers, Benjamin M & Brenda L                                  | 53-08-21-200-145.000-008 |        | 2               | N  | \$ -                    | \$ -                    | \$ -                           | \$ -                       | \$ 893.36                | \$ 277.80                | \$ -                            | \$ 1,171.15                 | \$ 1,171.15                          |
| Ozcelik, Oner & Teuta  | 53-08-14-106-012.000-008 |        | 2               | N  | \$ -                    | \$ -                    | \$ -                           | \$ -                       | \$ 375.81                | \$ -                     | \$ -                            | \$ 375.81                   | \$ 375.81                            |
| Nicholson, Donald L  | 53-08-21-200-050.000-008 |        | 2               | N  | \$ -                    | \$ -                    | \$ -                           | \$ -                       | \$ -                     | \$ 189.27                | \$ -                            | \$ 189.27                   | \$ 189.27                            |
| Pettay, Lee  | 53-08-21-100-071.000-008 | 2319   | 2               | N  | \$ -                    | \$ -                    | \$ -                           | \$ -                       | \$ 409.77                | \$ -                     | \$ -                            | \$ 409.77                   | \$ 409.77                            |
| Bridlewood Dev Group LLC   | 53-08-21-100-039.000-008 | 2298   | 2               | N  | \$ -                    | \$ -                    | \$ -                           | \$ -                       | \$ -                     | \$ -                     | \$ -                            | \$ -                        | \$ -                                 |
| Ast, Eric G & Sonja  | 53-08-21-100-151.000-008 |        | 2               | N  | \$ -                    | \$ -                    | \$ -                           | \$ -                       | \$ -                     | \$ -                     | \$ -                            | \$ -                        | \$ -                                 |
| Ast, Eric G & Sonja  | 53-08-21-100-069.000-008 |        | 2               | N  | \$ -                    | \$ -                    | \$ -                           | \$ -                       | \$ -                     | \$ -                     | \$ -                            | \$ -                        | \$ -                                 |
| Cornelius, Matthew R   | 53-08-21-100-081.000-008 | 1915   | 2               | N  | \$ -                    | \$ -                    | \$ -                           | \$ -                       | \$ 1,359.96              | \$ -                     | \$ -                            | \$ 1,359.96                 | \$ 1,359.96                          |
| Byers, Kendall A & John E  | 53-08-21-100-072.000-008 | 2462   | 2               | N  | \$ -                    | \$ -                    | \$ -                           | \$ -                       | \$ 1,800.91              | \$ -                     | \$ -                            | \$ 1,800.91                 | \$ 1,800.91                          |
| Fielding, George & Jo Ellen                                      | 53-08-01-400-134.182-008 | 2233   | 2               | N  | \$ -                    | \$ -                    | \$ -                           | \$ -                       | \$ 1,253.14              | \$ -                     | \$ -                            | \$ 1,253.14                 | \$ 1,253.14                          |
| Fielding, George & Jo Ellen                                      | 53-08-01-400-134.183-008 | 2233   | 2               | N  | \$ -                    | \$ -                    | \$ -                           | \$ -                       | \$ -                     | \$ -                     | \$ -                            | \$ -                        | \$ -                                 |
| Barnes Drive LLC   | 53-08-01-400-134.184-008 | 2234   | 2               | N  | \$ -                    | \$ -                    | \$ -                           | \$ -                       | \$ 1,303.66              | \$ -                     | \$ -                            | \$ 1,303.66                 | \$ 1,303.66                          |
| Clark, John D & Schwier, Carrie L                                | 53-08-01-400-134.185-008 | 2234   | 2               | N  | \$ -                    | \$ -                    | \$ -                           | \$ -                       | \$ 1,420.00              | \$ -                     | \$ -                            | \$ 1,420.00                 | \$ 1,420.00                          |
| Holcomb, Kimra D   | 53-08-01-400-134.186-008 | 2234   | 2               | N  | \$ -                    | \$ -                    | \$ -                           | \$ -                       | \$ 1,750.40              | \$ -                     | \$ -                            | \$ 1,750.40                 | \$ 1,750.40                          |
| Meier, Allen W Revocable Trust & Meier, Angela F Revocable Trust | 53-08-01-400-134.187-008 | 2234   | 2               | N  | \$ -                    | \$ -                    | \$ -                           | \$ -                       | \$ 1,637.36              | \$ -                     | \$ -                            | \$ 1,637.36                 | \$ 1,637.36                          |
| Yan, Ge & Zhang, Jingjing  | 53-08-21-100-066.000-008 | 1915   | 2               | N  | \$ -                    | \$ -                    | \$ -                           | \$ -                       | \$ 1,350.44              | \$ -                     | \$ -                            | \$ 1,350.44                 | \$ 1,350.44                          |
| Dustin, John U   | 53-08-21-100-115.000-008 | 1915   | 2               | N  | \$ -                    | \$ -                    | \$ -                           | \$ -                       | \$ 1,565.32              | \$ -                     | \$ -                            | \$ 1,565.32                 | \$ 1,565.32                          |
| Turner, Cicely C & Nathan Edward                                 | 53-08-15-400-002.000-008 |        | 2               | N  | \$ -                    | \$ -                    | \$ -                           | \$ -                       | \$ -                     | \$ -                     | \$ -                            | \$ -                        | \$ -                                 |
| Lampke, David & Tina Tuley- Lampke                               | 53-08-21-200-051.000-008 |        | 2               | N  | \$ -                    | \$ -                    | \$ -                           | \$ -                       | \$ -                     | \$ 127.10                | \$ -                            | \$ 127.10                   | \$ 127.10                            |
| Haney, Michell & Timothy   | 53-08-21-200-067.000-008 |        | 2               | N  | \$ -                    | \$ -                    | \$ -                           | \$ -                       | \$ -                     | \$ 201.08                | \$ -                            | \$ 201.08                   | \$ 201.08                            |
| Harden, Virgil; Harden, Rose; Harden, Goldie; c / O Houshour, C  | 53-08-23-100-007.000-008 |        | 2               | N  | \$ -                    | \$ -                    | \$ -                           | \$ -                       | \$ -                     | \$ 104.96                | \$ -                            | \$ 104.96                   | \$ 104.96                            |
| Wang, Chuhua & Chen, Cheng                                       | 53-08-14-200-040.004-008 | 2029   | 2               | N  | \$ -                    | \$ -                    | \$ -                           | \$ -                       | \$ 68.19                 | \$ -                     | \$ -                            | \$ 68.19                    | \$ 68.19                             |

# City of Bloomington

## Area #2: South-East Annexation Area - Circuit Breaker Impacts Analysis



| Owner Name                                       | Parcel #                 | Waiver | Annexation Area | AG | Pre-Annex 1% CB Credits | Pre-Annex 2% CB Credits | Pre-Annex 65 & Over CB Credits | Pre-Annex Total CB Credits | Post-Annex 1% CB Credits | Post-Annex 2% CB Credits | Post-Annex 65 & Over CB Credits | Post-Annex Total CB Credits | Total Post-Annex CB Credits Increase |
|--|--------------------------|--------|-----------------|----|-------------------------|-------------------------|--------------------------------|----------------------------|--------------------------|--------------------------|---------------------------------|-----------------------------|--------------------------------------|
| Tian, Ye   | 53-08-14-200-040.005-008 | 2029   | 2               | N  | \$ -                    | \$ -                    | \$ -                           | \$ -                       | \$ -                     | \$ 326.28                | \$ -                            | \$ 326.28                   | \$ 326.28                            |
| BBR Management LLC                               | 53-08-14-200-040.006-008 | 2029   | 2               | N  | \$ -                    | \$ -                    | \$ -                           | \$ -                       | \$ -                     | \$ 345.46                | \$ -                            | \$ 345.46                   | \$ 345.46                            |
| New, David F & Misty R                           | 53-08-14-200-040.007-008 | 2029   | 2               | N  | \$ -                    | \$ -                    | \$ -                           | \$ -                       | \$ -                     | \$ -                     | \$ -                            | \$ -                        | \$ -                                 |
| Thomas, James E                                  | 53-08-14-200-040.008-008 | 2029   | 2               | N  | \$ -                    | \$ -                    | \$ -                           | \$ -                       | \$ -                     | \$ 386.14                | \$ -                            | \$ 386.14                   | \$ 386.14                            |
| Bonine, Michael L & Karol M                      | 53-08-14-200-040.009-008 | 2029   | 2               | N  | \$ -                    | \$ -                    | \$ -                           | \$ -                       | \$ -                     | \$ -                     | \$ -                            | \$ -                        | \$ -                                 |
| Cheng, Albert H & Doris                          | 53-08-14-200-040.010-008 | 2029   | 2               | N  | \$ -                    | \$ -                    | \$ -                           | \$ -                       | \$ -                     | \$ 336.39                | \$ -                            | \$ 336.39                   | \$ 336.39                            |
| Cross, Dionne I                                  | 53-08-14-200-040.011-008 | 2029   | 2               | N  | \$ -                    | \$ -                    | \$ -                           | \$ -                       | \$ -                     | \$ 262.87                | \$ -                            | \$ 262.87                   | \$ 262.87                            |
| Disque, Donna L                                  | 53-08-14-200-040.012-008 | 2029   | 2               | N  | \$ -                    | \$ -                    | \$ -                           | \$ -                       | \$ -                     | \$ -                     | \$ -                            | \$ -                        | \$ -                                 |
| Townhomes on the Green LLC                       | 53-08-14-200-040.013-008 | 2029   | 2               | N  | \$ -                    | \$ -                    | \$ -                           | \$ -                       | \$ -                     | \$ 353.04                | \$ -                            | \$ 353.04                   | \$ 353.04                            |
| Thomas, Beena                                    | 53-08-14-200-040.014-008 | 2029   | 2               | N  | \$ -                    | \$ -                    | \$ -                           | \$ -                       | \$ -                     | \$ 379.60                | \$ -                            | \$ 379.60                   | \$ 379.60                            |
| Kasa, Muhammad Nubli Mohd                        | 53-08-14-200-040.015-008 | 2029   | 2               | N  | \$ -                    | \$ -                    | \$ -                           | \$ -                       | \$ -                     | \$ -                     | \$ -                            | \$ -                        | \$ -                                 |
| Pankavich, Stephen D                             | 53-08-14-200-040.016-008 | 2029   | 2               | N  | \$ -                    | \$ -                    | \$ -                           | \$ -                       | \$ -                     | \$ 343.35                | \$ -                            | \$ 343.35                   | \$ 343.35                            |
| BBR Management LLC                               | 53-08-14-200-040.017-008 | 2029   | 2               | N  | \$ -                    | \$ -                    | \$ -                           | \$ -                       | \$ -                     | \$ 346.30                | \$ -                            | \$ 346.30                   | \$ 346.30                            |
| Wang, Jinmei                                     | 53-08-14-200-040.018-008 | 2029   | 2               | N  | \$ -                    | \$ -                    | \$ -                           | \$ -                       | \$ -                     | \$ 343.35                | \$ -                            | \$ 343.35                   | \$ 343.35                            |
| Quigley, Linda E                                 | 53-08-14-200-040.019-008 | 2029   | 2               | N  | \$ -                    | \$ -                    | \$ -                           | \$ -                       | \$ -                     | \$ -                     | \$ -                            | \$ -                        | \$ -                                 |
| Mahdi, Mohammed M                                | 53-08-14-200-036.020-008 | 2029   | 2               | N  | \$ -                    | \$ -                    | \$ -                           | \$ -                       | \$ -                     | \$ -                     | \$ -                            | \$ -                        | \$ -                                 |
| Xun, Pengcheng                                   | 53-08-14-200-036.021-008 | 2029   | 2               | N  | \$ -                    | \$ -                    | \$ -                           | \$ -                       | \$ -                     | \$ 346.30                | \$ -                            | \$ 346.30                   | \$ 346.30                            |
| Henson, David L & Lesa D                         | 53-08-14-200-036.022-008 | 2029   | 2               | N  | \$ -                    | \$ -                    | \$ -                           | \$ -                       | \$ -                     | \$ 343.35                | \$ -                            | \$ 343.35                   | \$ 343.35                            |
| Henson, David L & Lesa D                         | 53-08-14-200-036.023-008 | 2029   | 2               | N  | \$ -                    | \$ -                    | \$ -                           | \$ -                       | \$ -                     | \$ 346.30                | \$ -                            | \$ 346.30                   | \$ 346.30                            |
| Ma, Haozhen                                      | 53-08-14-200-036.024-008 | 2029   | 2               | N  | \$ -                    | \$ -                    | \$ -                           | \$ -                       | \$ -                     | \$ -                     | \$ -                            | \$ -                        | \$ -                                 |
| BBR Management LLC                               | 53-08-14-200-036.025-008 | 2029   | 2               | N  | \$ -                    | \$ -                    | \$ -                           | \$ -                       | \$ -                     | \$ 343.35                | \$ -                            | \$ 343.35                   | \$ 343.35                            |
| Dathe, Edmund F & Mary Ann                       | 53-08-14-100-007.000-008 |        | 2               | N  | \$ -                    | \$ -                    | \$ -                           | \$ -                       | \$ 228.18                | \$ -                     | \$ -                            | \$ 228.18                   | \$ 228.18                            |
| Blair, Richard L. & Carol A.                     | 53-08-21-300-074.000-008 |        | 2               | N  | \$ -                    | \$ -                    | \$ -                           | \$ -                       | \$ -                     | \$ -                     | \$ -                            | \$ -                        | \$ -                                 |
| Williams, Chris A & Williams, Tina M             | 53-08-01-100-013.000-008 |        | 2               | N  | \$ -                    | \$ -                    | \$ -                           | \$ -                       | \$ 496.30                | \$ -                     | \$ -                            | \$ 496.30                   | \$ 496.30                            |
| Williams, Luther                                 | 53-08-28-200-013.000-008 |        | 2               | N  | \$ -                    | \$ -                    | \$ -                           | \$ -                       | \$ -                     | \$ -                     | \$ -                            | \$ -                        | \$ -                                 |
| Webb, Leslie Dale & Elsie Marie Revocable Trusts | 53-08-20-400-042.000-008 |        | 2               | N  | \$ -                    | \$ -                    | \$ -                           | \$ -                       | \$ -                     | \$ 286.23                | \$ -                            | \$ 286.23                   | \$ 286.23                            |
| Malham Properties LLC                            | 53-08-20-401-001.000-008 | 1905   | 2               | N  | \$ -                    | \$ -                    | \$ -                           | \$ -                       | \$ -                     | \$ -                     | \$ -                            | \$ -                        | \$ -                                 |
| Williams, David A & Mary Ann                     | 53-08-20-401-002.000-008 | 1145   | 2               | N  | \$ -                    | \$ -                    | \$ -                           | \$ -                       | \$ 151.82                | \$ -                     | \$ -                            | \$ 151.82                   | \$ 151.82                            |
| Freeman, Timothy J & Kimberly J                  | 53-08-01-400-050.000-008 |        | 2               | N  | \$ -                    | \$ -                    | \$ -                           | \$ -                       | \$ -                     | \$ 191.38                | \$ -                            | \$ 191.38                   | \$ 191.38                            |
| Henderson, Daniel L & Diana Daun                 | 53-08-11-406-005.000-008 | 1627   | 2               | N  | \$ -                    | \$ -                    | \$ -                           | \$ -                       | \$ 806.41                | \$ -                     | \$ -                            | \$ 806.41                   | \$ 806.41                            |
| Smith, Charles K & Maxine K                      | 53-08-11-406-001.000-008 | 1627   | 2               | N  | \$ -                    | \$ -                    | \$ -                           | \$ -                       | \$ 1,161.64              | \$ -                     | \$ -                            | \$ 1,161.64                 | \$ 1,161.64                          |
| Seward, Lorna Ross Rev Trust                     | 53-08-11-406-003.000-008 | 1627   | 2               | N  | \$ -                    | \$ -                    | \$ -                           | \$ -                       | \$ 1,003.48              | \$ -                     | \$ -                            | \$ 1,003.48                 | \$ 1,003.48                          |
| Simpson, Jerry B & Sharon L Living Trust         | 53-08-21-100-123.000-008 | 2201   | 2               | N  | \$ -                    | \$ -                    | \$ -                           | \$ -                       | \$ 60.33                 | \$ -                     | \$ -                            | \$ 60.33                    | \$ 60.33                             |
| Wingard, Ben & Sarah                             | 53-08-11-400-001.000-008 | 1627   | 2               | N  | \$ -                    | \$ -                    | \$ -                           | \$ -                       | \$ 71.09                 | \$ -                     | \$ -                            | \$ 71.09                    | \$ 71.09                             |
| Grossman, R Daniel M D & Maureen Adell           | 53-08-11-400-014.000-008 | 1627   | 2               | Y  | \$ -                    | \$ -                    | \$ -                           | \$ -                       | \$ -                     | \$ -                     | \$ -                            | \$ -                        | \$ -                                 |
| Essl, Robert A & Nancy H                         | 53-08-11-400-008.000-008 | 1627   | 2               | N  | \$ -                    | \$ -                    | \$ -                           | \$ -                       | \$ -                     | \$ -                     | \$ -                            | \$ -                        | \$ -                                 |
| Board Of Commissioners Monroe Co                 | 53-08-11-400-025.000-008 | 1627   | 2               | N  | \$ -                    | \$ -                    | \$ -                           | \$ -                       | \$ -                     | \$ -                     | \$ -                            | \$ -                        | \$ -                                 |
| Grossman, R Daniel M D & Maureen Adell           | 53-08-11-400-026.000-008 | 1627   | 2               | Y  | \$ -                    | \$ -                    | \$ -                           | \$ -                       | \$ -                     | \$ -                     | \$ -                            | \$ -                        | \$ -                                 |
| Stone Ridge Community Association Inc            | 53-08-11-406-015.000-008 | 1627   | 2               | N  | \$ -                    | \$ -                    | \$ -                           | \$ -                       | \$ -                     | \$ -                     | \$ -                            | \$ -                        | \$ -                                 |
| Stone Ridge Community Association Inc            | 53-08-11-406-008.000-008 | 1627   | 2               | N  | \$ -                    | \$ -                    | \$ -                           | \$ -                       | \$ -                     | \$ -                     | \$ -                            | \$ -                        | \$ -                                 |
| Saddlebrook Estates LLC                          | 53-08-11-406-016.000-008 | 1627   | 2               | N  | \$ -                    | \$ -                    | \$ -                           | \$ -                       | \$ -                     | \$ -                     | \$ -                            | \$ -                        | \$ -                                 |
| Gates, Whitney A                                 | 53-08-11-406-015.004-008 | 1627   | 2               | N  | \$ -                    | \$ -                    | \$ -                           | \$ -                       | \$ 1,272.61              | \$ -                     | \$ -                            | \$ 1,272.61                 | \$ 1,272.61                          |

# City of Bloomington

## Area #2: South-East Annexation Area - Circuit Breaker Impacts Analysis



| Owner Name   | Parcel #                 | Waiver | Annexation Area | AG | Pre-Annex 1% CB Credits | Pre-Annex 2% CB Credits | Pre-Annex 65 & Over CB Credits | Pre-Annex Total CB Credits | Post-Annex 1% CB Credits | Post-Annex 2% CB Credits | Post-Annex 65 & Over CB Credits | Post-Annex Total CB Credits | Total Post-Annex CB Credits Increase |
|--|--------------------------|--------|-----------------|----|-------------------------|-------------------------|--------------------------------|----------------------------|--------------------------|--------------------------|---------------------------------|-----------------------------|--------------------------------------|
| Fox, Tracy E   | 53-08-11-406-015.001-008 | 1627   | 2               | N  | \$ -                    | \$ -                    | \$ -                           | \$ -                       | \$ -                     | \$ -                     | \$ -                            | \$ -                        | \$ -                                 |
| Cortellini, Paul J & Rosalind  | 53-08-11-406-015.005-008 | 1627   | 2               | N  | \$ -                    | \$ -                    | \$ -                           | \$ -                       | \$ 1,436.14              | \$ -                     | \$ -                            | \$ 1,436.14                 | \$ 1,436.14                          |
| Carrasquel, Juan Carlos & Jennifer L   | 53-08-11-406-011.000-008 | 1627   | 2               | N  | \$ -                    | \$ -                    | \$ -                           | \$ -                       | \$ 675.99                | \$ -                     | \$ -                            | \$ 675.99                   | \$ 675.99                            |
| White, John Philip & Barbara P   | 53-08-11-406-014.000-008 | 1627   | 2               | N  | \$ -                    | \$ -                    | \$ -                           | \$ -                       | \$ 1,419.59              | \$ -                     | \$ -                            | \$ 1,419.59                 | \$ 1,419.59                          |
| Ross, Gary   | 53-08-14-300-009.000-008 |        | 2               | N  | \$ -                    | \$ -                    | \$ -                           | \$ -                       | \$ -                     | \$ 1,621.06              | \$ -                            | \$ 1,621.06                 | \$ 1,621.06                          |
| S P C Dev Corp   | 53-08-14-300-001.000-008 |        | 2               | N  | \$ -                    | \$ -                    | \$ -                           | \$ -                       | \$ -                     | \$ -                     | \$ -                            | \$ -                        | \$ -                                 |
| Sutkowski, Edward G & Amy S  | 53-08-16-400-001.001-008 |        | 2               | N  | \$ -                    | \$ -                    | \$ -                           | \$ -                       | \$ -                     | \$ -                     | \$ -                            | \$ -                        | \$ -                                 |
| Ganza, Kenneth S & Denise S Hyble  | 53-08-14-102-008.000-008 |        | 2               | N  | \$ -                    | \$ -                    | \$ -                           | \$ -                       | \$ 75.43                 | \$ -                     | \$ -                            | \$ 75.43                    | \$ 75.43                             |
| Rowe, Gregory H  | 53-08-01-400-134.188-008 | 2235   | 2               | N  | \$ -                    | \$ -                    | \$ -                           | \$ -                       | \$ 1,530.97              | \$ -                     | \$ -                            | \$ 1,530.97                 | \$ 1,530.97                          |
| Plummer, Dustin L & Roberta Marlene  | 53-08-01-400-134.189-008 | 2235   | 2               | N  | \$ -                    | \$ -                    | \$ -                           | \$ -                       | \$ 1,525.58              | \$ -                     | \$ -                            | \$ 1,525.58                 | \$ 1,525.58                          |
| Fritz, Adam & Brandi   | 53-08-01-400-134.190-008 | 2235   | 2               | N  | \$ -                    | \$ -                    | \$ -                           | \$ -                       | \$ 793.16                | \$ -                     | \$ -                            | \$ 793.16                   | \$ 793.16                            |
| Freeman, James & Heather   | 53-08-01-400-134.191-008 | 2235   | 2               | N  | \$ -                    | \$ -                    | \$ -                           | \$ -                       | \$ -                     | \$ -                     | \$ -                            | \$ -                        | \$ -                                 |
| Scott, Leslie E  | 53-08-01-400-134.192-008 | 2236   | 2               | N  | \$ -                    | \$ -                    | \$ -                           | \$ -                       | \$ -                     | \$ -                     | \$ -                            | \$ -                        | \$ -                                 |
| Scott, Leslie E  | 53-08-01-400-134.193-008 | 2236   | 2               | N  | \$ -                    | \$ -                    | \$ -                           | \$ -                       | \$ 902.87                | \$ -                     | \$ -                            | \$ 902.87                   | \$ 902.87                            |
| Barnett, David L & Judith C  | 53-08-01-400-134.194-008 | 2236   | 2               | N  | \$ -                    | \$ -                    | \$ -                           | \$ -                       | \$ 882.17                | \$ -                     | \$ -                            | \$ 882.17                   | \$ 882.17                            |
| Kubow, Patricia Kristine   | 53-08-01-400-134.195-008 | 2236   | 2               | N  | \$ -                    | \$ -                    | \$ -                           | \$ -                       | \$ 966.23                | \$ -                     | \$ -                            | \$ 966.23                   | \$ 966.23                            |
| Chung, Choong Geun & Yun Jeong Park  | 53-08-01-400-134.196-008 | 2237   | 2               | N  | \$ -                    | \$ -                    | \$ -                           | \$ -                       | \$ 1,123.97              | \$ -                     | \$ -                            | \$ 1,123.97                 | \$ 1,123.97                          |
| Pratt, Cathy L Revocable Trust   | 53-08-01-400-134.197-008 | 1663   | 2               | N  | \$ -                    | \$ -                    | \$ -                           | \$ -                       | \$ 883.83                | \$ -                     | \$ -                            | \$ 883.83                   | \$ 883.83                            |
| Pratt, Cathy L Revocable Trust   | 53-08-01-400-134.198-008 | 2237   | 2               | N  | \$ -                    | \$ -                    | \$ -                           | \$ -                       | \$ -                     | \$ -                     | \$ -                            | \$ -                        | \$ -                                 |
| Donnelly, Martin K & Kristi J  | 53-08-01-400-134.199-008 | 2237   | 2               | N  | \$ -                    | \$ -                    | \$ -                           | \$ -                       | \$ 1,148.80              | \$ -                     | \$ -                            | \$ 1,148.80                 | \$ 1,148.80                          |
| Wicks, Tod & Daunna Minnich  | 53-08-01-400-134.200-008 | 2238   | 2               | N  | \$ -                    | \$ -                    | \$ -                           | \$ -                       | \$ 1,225.82              | \$ -                     | \$ -                            | \$ 1,225.82                 | \$ 1,225.82                          |
| Wicks, Tod & Minnich, Daunna   | 53-08-01-400-134.201-008 | 2238   | 2               | N  | \$ -                    | \$ -                    | \$ -                           | \$ -                       | \$ -                     | \$ -                     | \$ -                            | \$ -                        | \$ -                                 |
| Borden, Victor M H & Sandra M H  | 53-08-01-400-134.202-008 | 2238   | 2               | N  | \$ -                    | \$ -                    | \$ -                           | \$ -                       | \$ -                     | \$ -                     | \$ -                            | \$ -                        | \$ -                                 |
| Borden, Victor M H & Sandra M H  | 53-08-01-400-134.203-008 | 2238   | 2               | N  | \$ -                    | \$ -                    | \$ -                           | \$ -                       | \$ 890.46                | \$ -                     | \$ -                            | \$ 890.46                   | \$ 890.46                            |
| Arora, Gagan Kumar & Saxena, Swapnil   | 53-08-01-400-134.204-008 | 2239   | 2               | N  | \$ -                    | \$ -                    | \$ -                           | \$ -                       | \$ 1,036.61              | \$ -                     | \$ -                            | \$ 1,036.61                 | \$ 1,036.61                          |
| Dollinger, Marc & Mary Joint Revocable Living Trust                          | 53-08-01-400-134.205-008 | 2239   | 2               | N  | \$ -                    | \$ -                    | \$ -                           | \$ -                       | \$ 1,078.84              | \$ -                     | \$ -                            | \$ 1,078.84                 | \$ 1,078.84                          |
| Mellinger, Richard D & Lindsey Belle McGlothlin, Theodore M & Gladys M Trust | 53-08-01-400-134.206-008 | 2239   | 2               | N  | \$ -                    | \$ -                    | \$ -                           | \$ -                       | \$ 1,871.70              | \$ -                     | \$ -                            | \$ 1,871.70                 | \$ 1,871.70                          |
| Khodjaev, Bahtiyor & Hodjaev, Malik A  | 53-08-12-200-004.000-008 |        | 2               | N  | \$ -                    | \$ -                    | \$ -                           | \$ -                       | \$ -                     | \$ -                     | \$ -                            | \$ -                        | \$ -                                 |
| Wohlfeld, Bryan J & Marna K.W.   | 53-08-21-100-084.000-008 | 1915   | 2               | N  | \$ -                    | \$ -                    | \$ -                           | \$ -                       | \$ 1,174.07              | \$ -                     | \$ -                            | \$ 1,174.07                 | \$ 1,174.07                          |
| Jaime, Mark & Mullins-Jaime, Charmaine M                                     | 53-08-21-100-116.000-008 | 1915   | 2               | N  | \$ -                    | \$ -                    | \$ -                           | \$ -                       | \$ 1,034.53              | \$ -                     | \$ -                            | \$ 1,034.53                 | \$ 1,034.53                          |
| Patel, Bhupendra M & Bindubahen N  | 53-08-21-100-109.000-008 | 1915   | 2               | N  | \$ -                    | \$ -                    | \$ -                           | \$ -                       | \$ 921.92                | \$ -                     | \$ -                            | \$ 921.92                   | \$ 921.92                            |
| Seyer, Clinton Richard & Lesley  | 53-01-41-890-509.000-008 | 1915   | 2               | N  | \$ -                    | \$ -                    | \$ -                           | \$ -                       | \$ 872.23                | \$ -                     | \$ -                            | \$ 872.23                   | \$ 872.23                            |
| Tran, Duc V & Hang M Do  | 53-08-21-100-070.000-008 | 1915   | 2               | N  | \$ -                    | \$ -                    | \$ -                           | \$ -                       | \$ 864.78                | \$ -                     | \$ -                            | \$ 864.78                   | \$ 864.78                            |
| R & H Reiter Living Trust  | 53-01-41-890-511.000-008 | 2297   | 2               | N  | \$ -                    | \$ -                    | \$ -                           | \$ -                       | \$ 745.54                | \$ -                     | \$ -                            | \$ 745.54                   | \$ 745.54                            |
| Zhang, Yifan   | 53-01-41-890-512.000-008 |        | 2               | N  | \$ -                    | \$ -                    | \$ -                           | \$ -                       | \$ 707.87                | \$ -                     | \$ -                            | \$ 707.87                   | \$ 707.87                            |
| Mathis, Jason & Sarah  | 53-01-41-890-513.000-008 | 2298   | 2               | N  | \$ -                    | \$ -                    | \$ -                           | \$ -                       | \$ 751.34                | \$ -                     | \$ -                            | \$ 751.34                   | \$ 751.34                            |
| Stanton, Tiffany N   | 53-01-41-890-514.000-008 | 2298   | 2               | N  | \$ -                    | \$ -                    | \$ -                           | \$ -                       | \$ 583.66                | \$ -                     | \$ -                            | \$ 583.66                   | \$ 583.66                            |
| Law, Scott R & Holly L   | 53-01-41-890-515.000-008 | 2295   | 2               | N  | \$ -                    | \$ -                    | \$ -                           | \$ -                       | \$ 821.31                | \$ -                     | \$ -                            | \$ 821.31                   | \$ 821.31                            |
| Black, Ryan William & Brittany Renae   | 53-01-41-890-516.000-008 |        | 2               | N  | \$ -                    | \$ -                    | \$ -                           | \$ -                       | \$ 973.67                | \$ -                     | \$ -                            | \$ 973.67                   | \$ 973.67                            |
| Renae  | 53-01-41-890-518.000-008 | 2296   | 2               | N  | \$ -                    | \$ -                    | \$ -                           | \$ -                       | \$ 777.83                | \$ -                     | \$ -                            | \$ 777.83                   | \$ 777.83                            |



# City of Bloomington



## Area #2: South-East Annexation Area - Circuit Breaker Impacts Analysis

| Owner Name                                       | Parcel #                 | Waiver | Annexation Area | AG | Pre-Annex 1% CB Credits | Pre-Annex 2% CB Credits | Pre-Annex 65 & Over CB Credits | Pre-Annex Total CB Credits | Post-Annex 1% CB Credits | Post-Annex 2% CB Credits | Post-Annex 65 & Over CB Credits | Post-Annex Total CB Credits | Total Post-Annex CB Credits Increase |
|--|--------------------------|--------|-----------------|----|-------------------------|-------------------------|--------------------------------|----------------------------|--------------------------|--------------------------|---------------------------------|-----------------------------|--------------------------------------|
| Tracy, Matthew B & Jennifer L                    | 53-01-41-890-519.000-008 |        | 2               | N  | \$ -                    | \$ -                    | \$ -                           | \$ -                       | \$ 980.30                | \$ -                     | \$ -                            | \$ 980.30                   | \$ 980.30                            |
| Van Rooy, Kevin & Marissa                        | 53-01-41-890-520.000-008 | 2294   | 2               | N  | \$ -                    | \$ -                    | \$ -                           | \$ -                       | \$ 1,492.47              | \$ -                     | \$ -                            | \$ 1,492.47                 | \$ 1,492.47                          |
| Heim, Bradley Thomas & Maria Theresa             | 53-01-41-890-521.000-008 |        | 2               | N  | \$ -                    | \$ -                    | \$ -                           | \$ -                       | \$ 1,055.25              | \$ -                     | \$ -                            | \$ 1,055.25                 | \$ 1,055.25                          |
| Heyerdahl-Larsen, Christian & Elisabeth Solhaug  | 53-01-41-890-522.000-008 |        | 2               | N  | \$ -                    | \$ -                    | \$ -                           | \$ -                       | \$ 1,169.52              | \$ -                     | \$ -                            | \$ 1,169.52                 | \$ 1,169.52                          |
| Kennedy, James C & Elaine T                      | 53-01-41-890-523.000-008 | 2298   | 2               | N  | \$ -                    | \$ -                    | \$ -                           | \$ -                       | \$ 777.42                | \$ -                     | \$ -                            | \$ 777.42                   | \$ 777.42                            |
| Hart, Leon Michael & Monique P                   | 53-01-41-890-524.000-008 | 2298   | 2               | N  | \$ -                    | \$ -                    | \$ -                           | \$ -                       | \$ 1,232.02              | \$ -                     | \$ -                            | \$ 1,232.02                 | \$ 1,232.02                          |
| Singleton, Braden T & Tilly-Singleton, Barbara J | 53-01-41-890-525.000-008 | 2298   | 2               | N  | \$ -                    | \$ -                    | \$ -                           | \$ -                       | \$ 1,197.67              | \$ -                     | \$ -                            | \$ 1,197.67                 | \$ 1,197.67                          |
| Rana, Muhammad & Noreen                          | 53-01-41-890-527.000-008 | 2299   | 2               | N  | \$ -                    | \$ -                    | \$ -                           | \$ -                       | \$ 1,017.98              | \$ -                     | \$ -                            | \$ 1,017.98                 | \$ 1,017.98                          |
| Rodda, Donald E & Victoria L Land                | 53-08-21-100-080.000-008 | 1915   | 2               | N  | \$ -                    | \$ -                    | \$ -                           | \$ -                       | \$ 947.60                | \$ -                     | \$ -                            | \$ 947.60                   | \$ 947.60                            |
| Martin, Evan & Angela O                          | 53-08-21-100-076.000-008 | 1915   | 2               | N  | \$ -                    | \$ -                    | \$ -                           | \$ -                       | \$ 1,027.50              | \$ -                     | \$ -                            | \$ 1,027.50                 | \$ 1,027.50                          |
| Garrison, Daniel J & Adrienne M                  | 53-08-01-400-134.207-008 | 2239   | 2               | N  | \$ -                    | \$ -                    | \$ -                           | \$ -                       | \$ 830.41                | \$ -                     | \$ -                            | \$ 830.41                   | \$ 830.41                            |
| Digregorio, Rachel                               | 53-08-20-400-063.000-008 | 1177   | 2               | N  | \$ -                    | \$ -                    | \$ -                           | \$ -                       | \$ -                     | \$ -                     | \$ -                            | \$ -                        | \$ -                                 |
| Lowers, Robert Matt & Ashley Lynn                | 53-08-20-403-017.000-008 |        | 2               | N  | \$ -                    | \$ -                    | \$ -                           | \$ -                       | \$ -                     | \$ -                     | \$ -                            | \$ -                        | \$ -                                 |
| Lowers, Robert Matt & Ashley Lynn                | 53-08-20-403-009.000-008 |        | 2               | N  | \$ -                    | \$ -                    | \$ -                           | \$ -                       | \$ -                     | \$ -                     | \$ -                            | \$ -                        | \$ -                                 |
| Pennington, Jeremy & Melanie                     | 53-08-01-100-091.000-008 |        | 2               | N  | \$ -                    | \$ -                    | \$ -                           | \$ -                       | \$ 603.95                | \$ -                     | \$ -                            | \$ 603.95                   | \$ 603.95                            |
| Bangla, Venkata Chalopathy & Kavari Venkata      | 53-08-14-200-036.026-008 | 2029   | 2               | N  | \$ -                    | \$ -                    | \$ -                           | \$ -                       | \$ -                     | \$ 271.72                | \$ -                            | \$ 271.72                   | \$ 271.72                            |
| BBR Management LLC                               | 53-08-14-200-036.027-008 | 2029   | 2               | N  | \$ -                    | \$ -                    | \$ -                           | \$ -                       | \$ -                     | \$ 349.88                | \$ -                            | \$ 349.88                   | \$ 349.88                            |
| Lopatin Family Trust & Lopatin, Jennifer Lynn    | 53-08-14-200-036.028-008 | 2029   | 2               | N  | \$ -                    | \$ -                    | \$ -                           | \$ -                       | \$ -                     | \$ -                     | \$ -                            | \$ -                        | \$ -                                 |
| Henson, David L & Lesa D                         | 53-08-14-200-036.029-008 | 2029   | 2               | N  | \$ -                    | \$ -                    | \$ -                           | \$ -                       | \$ -                     | \$ 349.88                | \$ -                            | \$ 349.88                   | \$ 349.88                            |
| Wendell, Benjamin A & Meredith I                 | 53-08-14-200-036.030-008 | 2029   | 2               | N  | \$ -                    | \$ -                    | \$ -                           | \$ -                       | \$ -                     | \$ 354.94                | \$ -                            | \$ 354.94                   | \$ 354.94                            |
| Henson, David L & Lesa D                         | 53-08-14-200-036.031-008 | 2029   | 2               | N  | \$ -                    | \$ -                    | \$ -                           | \$ -                       | \$ -                     | \$ 389.09                | \$ -                            | \$ 389.09                   | \$ 389.09                            |
| Henson, David L & Lesa D                         | 53-08-14-200-036.032-008 | 2029   | 2               | N  | \$ -                    | \$ -                    | \$ -                           | \$ -                       | \$ -                     | \$ 394.36                | \$ -                            | \$ 394.36                   | \$ 394.36                            |
| Ekbia, Kaveh                                     | 53-08-14-200-036.034-008 | 2029   | 2               | N  | \$ -                    | \$ -                    | \$ -                           | \$ -                       | \$ -                     | \$ -                     | \$ -                            | \$ -                        | \$ -                                 |
| Yang, Bin & Tian, Ye                             | 53-08-14-200-036.035-008 | 2029   | 2               | N  | \$ -                    | \$ -                    | \$ -                           | \$ -                       | \$ -                     | \$ 349.88                | \$ -                            | \$ 349.88                   | \$ 349.88                            |
| Chang, Chung-Ti and Ming-Jen Wu                  | 53-08-14-200-036.036-008 | 2029   | 2               | N  | \$ -                    | \$ -                    | \$ -                           | \$ -                       | \$ -                     | \$ 345.25                | \$ -                            | \$ 345.25                   | \$ 345.25                            |
| Koh, Moon Seok & Kim, Kyoung Hwa                 | 53-08-14-200-036.037-008 | 2029   | 2               | N  | \$ -                    | \$ -                    | \$ -                           | \$ -                       | \$ -                     | \$ -                     | \$ -                            | \$ -                        | \$ -                                 |
| Lee, Heewook                                     | 53-08-14-200-036.038-008 | 2029   | 2               | N  | \$ -                    | \$ -                    | \$ -                           | \$ -                       | \$ 44.60                 | \$ -                     | \$ -                            | \$ 44.60                    | \$ 44.60                             |
| Townhomes on the Green LLC                       | 53-08-14-200-036.039-008 | 2029   | 2               | N  | \$ -                    | \$ -                    | \$ -                           | \$ -                       | \$ -                     | \$ 345.25                | \$ -                            | \$ 345.25                   | \$ 345.25                            |
| Townhomes on the Green LLC                       | 53-08-14-200-036.040-008 | 2029   | 2               | N  | \$ -                    | \$ -                    | \$ -                           | \$ -                       | \$ -                     | \$ 349.88                | \$ -                            | \$ 349.88                   | \$ 349.88                            |
| Townhomes on the Green LLC                       | 53-08-14-200-036.041-008 | 2029   | 2               | N  | \$ -                    | \$ -                    | \$ -                           | \$ -                       | \$ -                     | \$ 345.25                | \$ -                            | \$ 345.25                   | \$ 345.25                            |
| Townhomes on the Green LLC                       | 53-08-14-200-036.042-008 | 2029   | 2               | N  | \$ -                    | \$ -                    | \$ -                           | \$ -                       | \$ -                     | \$ 349.88                | \$ -                            | \$ 349.88                   | \$ 349.88                            |
| Townhomes on the Green LLC                       | 53-08-14-200-036.043-008 | 2029   | 2               | N  | \$ -                    | \$ -                    | \$ -                           | \$ -                       | \$ -                     | \$ 345.25                | \$ -                            | \$ 345.25                   | \$ 345.25                            |
| Townhomes on the Green LLC                       | 53-08-14-200-036.044-008 | 2029   | 2               | N  | \$ -                    | \$ -                    | \$ -                           | \$ -                       | \$ -                     | \$ 349.88                | \$ -                            | \$ 349.88                   | \$ 349.88                            |
| Townhomes on the Green LLC                       | 53-08-14-200-036.045-008 | 2029   | 2               | N  | \$ -                    | \$ -                    | \$ -                           | \$ -                       | \$ -                     | \$ 349.88                | \$ -                            | \$ 349.88                   | \$ 349.88                            |
| Townhomes on the Green LLC                       | 53-08-14-200-036.046-008 | 2029   | 2               | N  | \$ -                    | \$ -                    | \$ -                           | \$ -                       | \$ -                     | \$ 345.25                | \$ -                            | \$ 345.25                   | \$ 345.25                            |
| Townhomes on the Green LLC                       | 53-08-14-200-036.047-008 | 2029   | 2               | N  | \$ -                    | \$ -                    | \$ -                           | \$ -                       | \$ -                     | \$ 359.79                | \$ -                            | \$ 359.79                   | \$ 359.79                            |
| Stager, Joel M & Nan H                           | 53-08-14-106-001.000-008 |        | 2               | N  | \$ -                    | \$ -                    | \$ -                           | \$ -                       | \$ 572.47                | \$ -                     | \$ -                            | \$ 572.47                   | \$ 572.47                            |
| Beck, Danni L                                    | 53-08-14-107-002.000-008 |        | 2               | N  | \$ -                    | \$ -                    | \$ -                           | \$ -                       | \$ -                     | \$ -                     | \$ -                            | \$ -                        | \$ -                                 |
| Herring, Anthony K & Christine Marie             | 53-08-14-103-003.000-008 |        | 2               | N  | \$ -                    | \$ -                    | \$ -                           | \$ -                       | \$ 590.28                | \$ -                     | \$ -                            | \$ 590.28                   | \$ 590.28                            |
| Wisley, Julie                                    | 53-08-20-400-037.000-008 |        | 2               | N  | \$ -                    | \$ -                    | \$ -                           | \$ -                       | \$ -                     | \$ 363.58                | \$ -                            | \$ 363.58                   | \$ 363.58                            |
| Wisley, Julie                                    | 53-08-20-400-126.000-008 |        | 2               | N  | \$ -                    | \$ -                    | \$ -                           | \$ -                       | \$ -                     | \$ -                     | \$ -                            | \$ -                        | \$ -                                 |
| Mears, Brian C                                   | 53-08-21-100-004.000-008 |        | 2               | N  | \$ -                    | \$ -                    | \$ -                           | \$ -                       | \$ -                     | \$ -                     | \$ -                            | \$ -                        | \$ -                                 |



# City of Bloomington



## Area #2: South-East Annexation Area - Circuit Breaker Impacts Analysis

| Owner Name   | Parcel #                 | Waiver | Annexation Area | AG | Pre-Annex 1% CB Credits | Pre-Annex 2% CB Credits | Pre-Annex 65 & Over CB Credits | Pre-Annex Total CB Credits | Post-Annex 1% CB Credits | Post-Annex 2% CB Credits | Post-Annex 65 & Over CB Credits | Post-Annex Total CB Credits | Total Post-Annex CB Credits Increase |
|--|--------------------------|--------|-----------------|----|-------------------------|-------------------------|--------------------------------|----------------------------|--------------------------|--------------------------|---------------------------------|-----------------------------|--------------------------------------|
| Rollins, Thomas D  | 53-08-14-300-018.000-008 |        | 2               | N  | \$ -                    | \$ -                    | \$ -                           | \$ -                       | \$ -                     | \$ -                     | \$ -                            | \$ -                        | \$ -                                 |
| Hilliard, H. David & Bonita G.                             | 53-08-01-100-028.000-008 |        | 2               | N  | \$ -                    | \$ -                    | \$ -                           | \$ -                       | \$ 709.94                | \$ -                     | \$ -                            | \$ 709.94                   | \$ 709.94                            |
| Rogers, Norma A WLE, Teague, Jeffery R                     | 53-08-21-200-053.000-008 |        | 2               | N  | \$ -                    | \$ -                    | \$ 36.00                       | \$ 36.00                   | \$ -                     | \$ -                     | \$ 271.58                       | \$ 271.58                   | \$ 235.58                            |
| Teare, Glenn Allen & Velma Laura Trust                     | 53-08-14-400-006.000-008 |        | 2               | N  | \$ -                    | \$ -                    | \$ -                           | \$ -                       | \$ 93.03                 | \$ -                     | \$ -                            | \$ 93.03                    | \$ 93.03                             |
| Bowen, Wm. E. & Cheri H.                                   | 53-08-29-100-009.000-008 | 2144   | 2               | N  | \$ -                    | \$ -                    | \$ -                           | \$ -                       | \$ -                     | \$ -                     | \$ -                            | \$ -                        | \$ -                                 |
| Terrell, Edgar   | 53-08-01-400-167.000-008 |        | 2               | N  | \$ -                    | \$ -                    | \$ -                           | \$ -                       | \$ -                     | \$ 512.18                | \$ -                            | \$ 512.18                   | \$ 512.18                            |
| Terret, James A & Reva Jean                                | 53-08-28-200-044.000-008 |        | 2               | N  | \$ -                    | \$ -                    | \$ 214.00                      | \$ 214.00                  | \$ -                     | \$ -                     | \$ 452.20                       | \$ 452.20                   | \$ 238.20                            |
| Wisley, Julie  | 53-08-20-400-026.000-008 |        | 2               | N  | \$ -                    | \$ -                    | \$ -                           | \$ -                       | \$ -                     | \$ -                     | \$ -                            | \$ -                        | \$ -                                 |
| Lee, David Y & Viktoriia V                                 | 53-08-11-406-010.000-008 | 1627   | 2               | N  | \$ -                    | \$ -                    | \$ -                           | \$ -                       | \$ 1,102.01              | \$ -                     | \$ -                            | \$ 1,102.01                 | \$ 1,102.01                          |
| Stohler, Sylvia A Revocable Living Trust                   | 53-08-11-406-004.000-008 | 1627   | 2               | N  | \$ -                    | \$ -                    | \$ -                           | \$ -                       | \$ 1,595.13              | \$ -                     | \$ -                            | \$ 1,595.13                 | \$ 1,595.13                          |
| Lindeman, Arthur J & Perin, Susan Kay                      | 53-08-11-406-012.000-008 | 1627   | 2               | N  | \$ -                    | \$ -                    | \$ -                           | \$ -                       | \$ 1,153.36              | \$ -                     | \$ -                            | \$ 1,153.36                 | \$ 1,153.36                          |
| Rink, Lawrence D & Eleanor J                               | 53-08-11-406-006.000-008 | 1627   | 2               | N  | \$ -                    | \$ -                    | \$ -                           | \$ -                       | \$ 1,448.98              | \$ -                     | \$ -                            | \$ 1,448.98                 | \$ 1,448.98                          |
| Neely, Jerome C & Melinda B                                | 53-08-11-406-013.000-008 | 1627   | 2               | N  | \$ -                    | \$ -                    | \$ -                           | \$ -                       | \$ 1,129.76              | \$ -                     | \$ -                            | \$ 1,129.76                 | \$ 1,129.76                          |
| Case, Mark Alan & O'Connell McKeon                         | 53-08-11-407-002.000-008 | 1627   | 2               | N  | \$ -                    | \$ -                    | \$ -                           | \$ -                       | \$ 922.34                | \$ -                     | \$ -                            | \$ 922.34                   | \$ 922.34                            |
| Harrell, Joe Richard Trust                                 | 53-08-11-407-001.000-008 | 1627   | 2               | N  | \$ -                    | \$ -                    | \$ -                           | \$ -                       | \$ 450.03                | \$ -                     | \$ -                            | \$ 450.03                   | \$ 450.03                            |
| Suelflow, James E & Helen L                                | 53-08-11-406-002.000-008 | 1627   | 2               | N  | \$ -                    | \$ -                    | \$ -                           | \$ -                       | \$ 936.41                | \$ -                     | \$ -                            | \$ 936.41                   | \$ 936.41                            |
| Morris, Ruth Ann   | 53-08-11-406-007.000-008 | 1627   | 2               | N  | \$ -                    | \$ -                    | \$ -                           | \$ -                       | \$ 1,266.39              | \$ -                     | \$ -                            | \$ 1,266.39                 | \$ 1,266.39                          |
| Newkirk, Luzetta A Revocable Living Trust                  | 53-08-11-406-015.018-008 | 1627   | 2               | N  | \$ -                    | \$ -                    | \$ -                           | \$ -                       | \$ 1,594.73              | \$ -                     | \$ -                            | \$ 1,594.73                 | \$ 1,594.73                          |
| Dinnsen, Daniel A & Judith A Gierut Revocable Living Trust | 53-01-43-069-219.000-008 | 1627   | 2               | N  | \$ -                    | \$ -                    | \$ -                           | \$ -                       | \$ 1,086.70              | \$ -                     | \$ -                            | \$ 1,086.70                 | \$ 1,086.70                          |
| Brown, Margaret Revocable Trust                            | 53-08-11-406-009.000-008 | 1627   | 2               | N  | \$ -                    | \$ -                    | \$ -                           | \$ -                       | \$ 1,020.04              | \$ -                     | \$ -                            | \$ 1,020.04                 | \$ 1,020.04                          |
| Maguire, Richard N & Karen Joy                             | 53-08-11-400-017.000-008 | 1627   | 2               | N  | \$ -                    | \$ -                    | \$ -                           | \$ -                       | \$ 11,460.30             | \$ -                     | \$ -                            | \$ 11,460.30                | \$ 11,460.30                         |
| Nunn, Kenneth L & Nunn, Leah K                             | 53-08-11-400-012.000-008 | 1627   | 2               | N  | \$ -                    | \$ -                    | \$ -                           | \$ -                       | \$ -                     | \$ 3,849.77              | \$ -                            | \$ 3,849.77                 | \$ 3,849.77                          |
| Curry, Tyler E & Colleen G                                 | 53-08-11-400-002.000-008 | 2452   | 2               | N  | \$ -                    | \$ -                    | \$ -                           | \$ -                       | \$ 4,098.00              | \$ -                     | \$ -                            | \$ 4,098.00                 | \$ 4,098.00                          |
| Starr, Austin C & Jillian R                                | 53-08-11-400-011.000-008 | 1627   | 2               | N  | \$ -                    | \$ -                    | \$ -                           | \$ -                       | \$ -                     | \$ -                     | \$ -                            | \$ -                        | \$ -                                 |
| Schmalz, William J & Lisa L                                | 53-08-11-400-019.000-008 | 1627   | 2               | N  | \$ -                    | \$ -                    | \$ -                           | \$ -                       | \$ 3,490.22              | \$ -                     | \$ -                            | \$ 3,490.22                 | \$ 3,490.22                          |
| Ghosh, Rinku & Prodyot Rev Trust                           | 53-08-11-400-009.000-008 | 1627   | 2               | N  | \$ -                    | \$ -                    | \$ -                           | \$ -                       | \$ 4,735.04              | \$ -                     | \$ -                            | \$ 4,735.04                 | \$ 4,735.04                          |
| Chertkoff, Sharon O Revocable Living Trust                 | 53-08-11-400-007.000-008 | 1627   | 2               | N  | \$ -                    | \$ -                    | \$ -                           | \$ -                       | \$ 2,926.61              | \$ -                     | \$ -                            | \$ 2,926.61                 | \$ 2,926.61                          |
| McCullough, Jerry W & Phyllis E                            | 53-08-11-400-001.001-008 | 1627   | 2               | N  | \$ -                    | \$ -                    | \$ -                           | \$ -                       | \$ -                     | \$ 1,732.13              | \$ -                            | \$ 1,732.13                 | \$ 1,732.13                          |
| Edgeworth, John L  | 53-08-11-400-021.000-008 | 1970   | 2               | N  | \$ -                    | \$ -                    | \$ -                           | \$ -                       | \$ -                     | \$ 1,700.52              | \$ -                            | \$ 1,700.52                 | \$ 1,700.52                          |
| Boyd, Herchell A & Julie P                                 | 53-08-11-400-006.000-008 | 1627   | 2               | N  | \$ -                    | \$ -                    | \$ -                           | \$ -                       | \$ 1,938.07              | \$ -                     | \$ -                            | \$ 1,938.07                 | \$ 1,938.07                          |
| Beck, Jeffrey A & Kathryn L                                | 53-08-11-400-004.000-008 | 1627   | 2               | N  | \$ -                    | \$ -                    | \$ -                           | \$ -                       | \$ -                     | \$ -                     | \$ -                            | \$ -                        | \$ -                                 |
| Capps, Mandy Ahn & Capps, Donald Lee                       | 53-08-14-103-004.000-008 |        | 2               | N  | \$ -                    | \$ -                    | \$ -                           | \$ -                       | \$ -                     | \$ -                     | \$ -                            | \$ -                        | \$ -                                 |
| McMurry, Richard Eugene & Shirley Louise                   | 53-08-21-100-060.000-008 |        | 2               | N  | \$ -                    | \$ -                    | \$ -                           | \$ -                       | \$ 30.93                 | \$ -                     | \$ -                            | \$ 30.93                    | \$ 30.93                             |
| Hughes, William M & Cheryl K                               | 53-08-14-102-015.000-008 |        | 2               | N  | \$ -                    | \$ -                    | \$ -                           | \$ -                       | \$ 62.81                 | \$ -                     | \$ -                            | \$ 62.81                    | \$ 62.81                             |
| Lantz, Carolyn Sias  | 53-08-14-102-004.000-008 |        | 2               | N  | \$ -                    | \$ -                    | \$ -                           | \$ -                       | \$ 181.23                | \$ -                     | \$ -                            | \$ 181.23                   | \$ 181.23                            |
| Gentry Estates Dev Co Inc                                  | 53-08-01-400-134.296-008 |        | 2               | N  | \$ -                    | \$ -                    | \$ -                           | \$ -                       | \$ -                     | \$ -                     | \$ -                            | \$ -                        | \$ -                                 |
| Gentry Estates Dev Co Inc                                  | 53-08-01-400-134.297-008 |        | 2               | N  | \$ -                    | \$ -                    | \$ -                           | \$ -                       | \$ -                     | \$ -                     | \$ -                            | \$ -                        | \$ -                                 |
| Gentry Estates Dev Co Inc                                  | 53-08-01-400-134.298-008 |        | 2               | N  | \$ -                    | \$ -                    | \$ -                           | \$ -                       | \$ -                     | \$ -                     | \$ -                            | \$ -                        | \$ -                                 |
| Summers, Sam   | 53-08-21-200-020.000-008 |        | 2               | N  | \$ -                    | \$ -                    | \$ -                           | \$ -                       | \$ -                     | \$ -                     | \$ -                            | \$ -                        | \$ -                                 |
| Delaney, Carolyn L   | 53-08-21-200-081.000-008 |        | 2               | N  | \$ -                    | \$ -                    | \$ -                           | \$ -                       | \$ -                     | \$ -                     | \$ -                            | \$ -                        | \$ -                                 |
| Short, Charles R Jr & Diane E                              | 53-08-21-100-099.000-008 | 1907   | 2               | N  | \$ -                    | \$ -                    | \$ -                           | \$ -                       | \$ 499.20                | \$ -                     | \$ -                            | \$ 499.20                   | \$ 499.20                            |

# City of Bloomington

## Area #2: South-East Annexation Area - Circuit Breaker Impacts Analysis



| Owner Name   | Parcel #                 | Waiver | Annexation Area | AG | Pre-Annex 1% CB Credits | Pre-Annex 2% CB Credits | Pre-Annex 65 & Over CB Credits | Pre-Annex Total CB Credits | Post-Annex 1% CB Credits | Post-Annex 2% CB Credits | Post-Annex 65 & Over CB Credits | Post-Annex Total CB Credits | Total Post-Annex CB Credits Increase |
|--|--------------------------|--------|-----------------|----|-------------------------|-------------------------|--------------------------------|----------------------------|--------------------------|--------------------------|---------------------------------|-----------------------------|--------------------------------------|
| Woody, Steven D & Patricia M                             | 53-08-21-100-079.000-008 | 1915   | 2               | N  | \$ -                    | \$ -                    | \$ -                           | \$ -                       | \$ 895.83                | \$ -                     | \$ -                            | \$ 895.83                   | \$ 895.83                            |
| Mood, Ronald Keith & Carol L Rev Trust                   | 53-08-21-100-098.000-008 | 1915   | 2               | N  | \$ -                    | \$ -                    | \$ -                           | \$ -                       | \$ 514.93                | \$ -                     | \$ -                            | \$ 514.93                   | \$ 514.93                            |
| Brinsler, Steven M & Sally A                             | 53-08-21-100-075.000-008 | 1915   | 2               | N  | \$ -                    | \$ -                    | \$ -                           | \$ -                       | \$ 639.96                | \$ -                     | \$ -                            | \$ 639.96                   | \$ 639.96                            |
| Reynolds, Jennifer A                                     | 53-08-21-100-068.000-008 | 1960   | 2               | N  | \$ -                    | \$ -                    | \$ -                           | \$ -                       | \$ 738.09                | \$ -                     | \$ -                            | \$ 738.09                   | \$ 738.09                            |
| Black, William & Dawn                                    | 53-08-21-100-067.000-008 | 1915   | 2               | N  | \$ -                    | \$ -                    | \$ -                           | \$ -                       | \$ 498.37                | \$ -                     | \$ -                            | \$ 498.37                   | \$ 498.37                            |
| Rightsell, Howard E                                      | 53-08-21-100-064.000-008 | 1915   | 2               | N  | \$ -                    | \$ -                    | \$ -                           | \$ -                       | \$ 423.83                | \$ -                     | \$ -                            | \$ 423.83                   | \$ 423.83                            |
| Guthrie, Deanna M & Stillions, Paula W                   | 53-08-21-100-124.000-008 | 1915   | 2               | N  | \$ -                    | \$ -                    | \$ -                           | \$ -                       | \$ 513.27                | \$ -                     | \$ -                            | \$ 513.27                   | \$ 513.27                            |
| Chapman, Paula C   | 53-08-21-100-106.000-008 | 1916   | 2               | N  | \$ -                    | \$ -                    | \$ -                           | \$ -                       | \$ 741.41                | \$ -                     | \$ -                            | \$ 741.41                   | \$ 741.41                            |
| Duncan, Nikolas Derek & Angela                           | 53-08-21-100-062.000-008 | 2057   | 2               | N  | \$ -                    | \$ -                    | \$ -                           | \$ -                       | \$ 544.84                | \$ -                     | \$ -                            | \$ 544.84                   | \$ 544.84                            |
| McCart, Carolyn  | 53-08-21-100-094.000-008 | 2141   | 2               | N  | \$ -                    | \$ -                    | \$ -                           | \$ -                       | \$ 1,492.04              | \$ -                     | \$ -                            | \$ 1,492.04                 | \$ 1,492.04                          |
| Levy, J Scott & Susan J                                  | 53-08-21-100-055.000-008 | 1951   | 2               | N  | \$ -                    | \$ -                    | \$ -                           | \$ -                       | \$ 743.05                | \$ -                     | \$ -                            | \$ 743.05                   | \$ 743.05                            |
| Rodkin, Eric M & Atlas, Deborah                          | 53-08-21-100-092.000-008 | 1908   | 2               | N  | \$ -                    | \$ -                    | \$ -                           | \$ -                       | \$ 851.13                | \$ -                     | \$ -                            | \$ 851.13                   | \$ 851.13                            |
| Hiller, Darren & Tracie                                  | 53-08-21-100-108.000-008 | 1952   | 2               | N  | \$ -                    | \$ -                    | \$ -                           | \$ -                       | \$ 1,029.56              | \$ -                     | \$ -                            | \$ 1,029.56                 | \$ 1,029.56                          |
| Barnas, Martina M  | 53-08-21-100-107.000-008 | 1969   | 2               | N  | \$ -                    | \$ -                    | \$ -                           | \$ -                       | \$ 921.51                | \$ -                     | \$ -                            | \$ 921.51                   | \$ 921.51                            |
| Hunter, Kenya J  | 53-08-21-100-093.000-008 | 1925   | 2               | N  | \$ -                    | \$ -                    | \$ -                           | \$ -                       | \$ 1,002.24              | \$ -                     | \$ -                            | \$ 1,002.24                 | \$ 1,002.24                          |
| McConnell, Robert K & Barbara A                          | 53-08-21-100-127.000-008 | 1915   | 2               | N  | \$ -                    | \$ -                    | \$ -                           | \$ -                       | \$ 728.98                | \$ -                     | \$ -                            | \$ 728.98                   | \$ 728.98                            |
| Houghton, Stephen R Revocable Living Trust               | 53-08-21-100-087.000-008 | 1915   | 2               | N  | \$ -                    | \$ -                    | \$ -                           | \$ -                       | \$ 697.52                | \$ -                     | \$ -                            | \$ 697.52                   | \$ 697.52                            |
| Jackson, Jason T & Karen S                               | 53-08-21-100-103.000-008 | 1915   | 2               | N  | \$ -                    | \$ -                    | \$ -                           | \$ -                       | \$ 902.05                | \$ -                     | \$ -                            | \$ 902.05                   | \$ 902.05                            |
| Vanderkoiff, Jonathan Peter & Michelle Jeanette Marcella | 53-08-21-100-065.000-008 | 1912   | 2               | N  | \$ -                    | \$ -                    | \$ -                           | \$ -                       | \$ 738.92                | \$ -                     | \$ -                            | \$ 738.92                   | \$ 738.92                            |
| McClaine, Kimberly M & Jeffrey A                         | 53-08-21-100-054.000-008 | 1915   | 2               | N  | \$ -                    | \$ -                    | \$ -                           | \$ -                       | \$ 1,022.11              | \$ -                     | \$ -                            | \$ 1,022.11                 | \$ 1,022.11                          |
| Krishnan, H Shanker & Radha Divakaran                    | 53-08-21-100-058.000-008 | 1915   | 2               | N  | \$ -                    | \$ -                    | \$ -                           | \$ -                       | \$ 1,013.84              | \$ -                     | \$ -                            | \$ 1,013.84                 | \$ 1,013.84                          |
| Hill, Sierra Sue   | 53-08-11-101-066.000-008 | 1469   | 2               | N  | \$ -                    | \$ -                    | \$ -                           | \$ -                       | \$ -                     | \$ -                     | \$ -                            | \$ -                        | \$ -                                 |
| Cedarwood Properties LLC                                 | 53-08-14-200-040.001-008 | 2029   | 2               | N  | \$ -                    | \$ -                    | \$ -                           | \$ -                       | \$ -                     | \$ 343.35                | \$ -                            | \$ 343.35                   | \$ 343.35                            |
| Doty, Carolyn Revocable Living Trust                     | 53-08-14-200-040.002-008 | 2029   | 2               | N  | \$ -                    | \$ -                    | \$ -                           | \$ -                       | \$ -                     | \$ 336.39                | \$ -                            | \$ 336.39                   | \$ 336.39                            |
| Cummings, Charles B                                      | 53-08-14-200-040.003-008 | 2029   | 2               | N  | \$ -                    | \$ -                    | \$ -                           | \$ -                       | \$ -                     | \$ -                     | \$ -                            | \$ -                        | \$ -                                 |
| Craft, Frances   | 53-08-21-200-032.000-008 |        | 2               | N  | \$ -                    | \$ -                    | \$ -                           | \$ -                       | \$ -                     | \$ 242.18                | \$ -                            | \$ 242.18                   | \$ 242.18                            |
| Jallal, Nasir & Koehnlein, Phyllis                       | 53-08-01-400-077.000-008 |        | 2               | N  | \$ -                    | \$ -                    | \$ -                           | \$ -                       | \$ -                     | \$ -                     | \$ -                            | \$ -                        | \$ -                                 |
| Moore, Karen L   | 53-08-21-400-042.000-008 | 1783   | 2               | N  | \$ -                    | \$ -                    | \$ -                           | \$ -                       | \$ -                     | \$ -                     | \$ -                            | \$ -                        | \$ -                                 |
| Hulley, Brian  | 53-08-21-400-031.000-008 | 1783   | 2               | N  | \$ -                    | \$ -                    | \$ -                           | \$ -                       | \$ -                     | \$ -                     | \$ -                            | \$ -                        | \$ -                                 |
| Howell, Chris A & Stacy L                                | 53-08-21-400-029.000-008 | 1783   | 2               | N  | \$ -                    | \$ -                    | \$ -                           | \$ -                       | \$ 84.74                 | \$ -                     | \$ -                            | \$ 84.74                    | \$ 84.74                             |
| McWhorter, Jennifer S                                    | 53-08-21-400-052.000-008 | 1783   | 2               | N  | \$ -                    | \$ -                    | \$ -                           | \$ -                       | \$ -                     | \$ -                     | \$ -                            | \$ -                        | \$ -                                 |
| Argeropolos, Crystal A & Jason                           | 53-08-21-400-037.000-008 | 1783   | 2               | N  | \$ -                    | \$ -                    | \$ -                           | \$ -                       | \$ -                     | \$ -                     | \$ -                            | \$ -                        | \$ -                                 |
| Helmerich, Richard L & Kira L                            | 53-08-21-400-038.000-008 | 1783   | 2               | N  | \$ -                    | \$ -                    | \$ -                           | \$ -                       | \$ -                     | \$ -                     | \$ -                            | \$ -                        | \$ -                                 |
| Bialy, Denise  | 53-08-21-400-021.000-008 | 1783   | 2               | N  | \$ -                    | \$ -                    | \$ -                           | \$ -                       | \$ -                     | \$ -                     | \$ -                            | \$ -                        | \$ -                                 |
| Arbeiter, Gary E   | 53-08-21-400-058.000-008 | 1783   | 2               | N  | \$ -                    | \$ -                    | \$ -                           | \$ -                       | \$ -                     | \$ -                     | \$ -                            | \$ -                        | \$ -                                 |
| Amandola, Mary T   | 53-08-21-400-033.000-008 | 1783   | 2               | N  | \$ -                    | \$ -                    | \$ -                           | \$ -                       | \$ 249.95                | \$ -                     | \$ -                            | \$ 249.95                   | \$ 249.95                            |
| Townhomes on the Green LLC                               | 53-08-14-200-036.048-008 | 2029   | 2               | N  | \$ -                    | \$ -                    | \$ -                           | \$ -                       | \$ -                     | \$ 341.24                | \$ -                            | \$ 341.24                   | \$ 341.24                            |
| Townhomes on the Green LLC                               | 53-08-14-200-036.049-008 | 2029   | 2               | N  | \$ -                    | \$ -                    | \$ -                           | \$ -                       | \$ -                     | \$ 331.55                | \$ -                            | \$ 331.55                   | \$ 331.55                            |
| Townhomes on the Green LLC                               | 53-08-14-200-036.050-008 | 2029   | 2               | N  | \$ -                    | \$ -                    | \$ -                           | \$ -                       | \$ -                     | \$ 341.24                | \$ -                            | \$ 341.24                   | \$ 341.24                            |
| Townhomes on the Green LLC                               | 53-08-14-200-036.051-008 | 2029   | 2               | N  | \$ -                    | \$ -                    | \$ -                           | \$ -                       | \$ -                     | \$ 337.45                | \$ -                            | \$ 337.45                   | \$ 337.45                            |
| Townhomes on the Green LLC                               | 53-08-14-200-036.052-008 | 2029   | 2               | N  | \$ -                    | \$ -                    | \$ -                           | \$ -                       | \$ -                     | \$ 331.55                | \$ -                            | \$ 331.55                   | \$ 331.55                            |
| Hitzeman, Steven A. & Janet R.                           | 53-08-14-103-014.000-008 |        | 2               | N  | \$ -                    | \$ -                    | \$ -                           | \$ -                       | \$ 312.05                | \$ -                     | \$ -                            | \$ 312.05                   | \$ 312.05                            |
| Townhomes on the Green LLC                               | 53-08-14-200-036.053-008 | 2029   | 2               | N  | \$ -                    | \$ -                    | \$ -                           | \$ -                       | \$ -                     | \$ 341.24                | \$ -                            | \$ 341.24                   | \$ 341.24                            |
| Townhomes on the Green LLC                               | 53-08-14-200-036.054-008 | 2029   | 2               | N  | \$ -                    | \$ -                    | \$ -                           | \$ -                       | \$ -                     | \$ 341.24                | \$ -                            | \$ 341.24                   | \$ 341.24                            |
| Townhomes on the Green LLC                               | 53-08-14-200-036.055-008 | 2029   | 2               | N  | \$ -                    | \$ -                    | \$ -                           | \$ -                       | \$ -                     | \$ 331.55                | \$ -                            | \$ 331.55                   | \$ 331.55                            |

# City of Bloomington

## Area #2: South-East Annexation Area - Circuit Breaker Impacts Analysis



| Owner Name  | Parcel #                 | Waiver | Annexation Area | AG | Pre-Annex 1% CB Credits | Pre-Annex 2% CB Credits | Pre-Annex 65 & Over CB Credits | Pre-Annex Total CB Credits | Post-Annex 1% CB Credits | Post-Annex 2% CB Credits | Post-Annex 65 & Over CB Credits | Post-Annex Total CB Credits | Total Post-Annex CB Credits Increase |
|---|--------------------------|--------|-----------------|----|-------------------------|-------------------------|--------------------------------|----------------------------|--------------------------|--------------------------|---------------------------------|-----------------------------|--------------------------------------|
| Townhomes on the Green LLC                            | 53-08-14-200-036.056-008 | 2029   | 2               | N  | \$ -                    | \$ -                    | \$ -                           | \$ -                       | \$ -                     | \$ 341.24                | \$ -                            | \$ 341.24                   | \$ 341.24                            |
| Townhomes on the Green LLC                            | 53-08-14-200-036.057-008 | 2029   | 2               | N  | \$ -                    | \$ -                    | \$ -                           | \$ -                       | \$ -                     | \$ 346.09                | \$ -                            | \$ 346.09                   | \$ 346.09                            |
| Townhomes on the Green LLC                            | 53-08-14-200-036.058-008 | 2029   | 2               | N  | \$ -                    | \$ -                    | \$ -                           | \$ -                       | \$ -                     | \$ 345.25                | \$ -                            | \$ 345.25                   | \$ 345.25                            |
| Townhomes on the Green LLC                            | 53-08-14-200-036.059-008 | 2029   | 2               | N  | \$ -                    | \$ -                    | \$ -                           | \$ -                       | \$ -                     | \$ 347.14                | \$ -                            | \$ 347.14                   | \$ 347.14                            |
| Townhomes on the Green LLC                            | 53-08-14-200-036.060-008 | 2029   | 2               | N  | \$ -                    | \$ -                    | \$ -                           | \$ -                       | \$ -                     | \$ 339.56                | \$ -                            | \$ 339.56                   | \$ 339.56                            |
| Townhomes on the Green LLC                            | 53-08-14-200-036.061-008 | 2029   | 2               | N  | \$ -                    | \$ -                    | \$ -                           | \$ -                       | \$ -                     | \$ 341.24                | \$ -                            | \$ 341.24                   | \$ 341.24                            |
| Townhomes on the Green LLC                            | 53-08-14-200-036.062-008 | 2029   | 2               | N  | \$ -                    | \$ -                    | \$ -                           | \$ -                       | \$ -                     | \$ 341.24                | \$ -                            | \$ 341.24                   | \$ 341.24                            |
| Townhomes on the Green LLC                            | 53-08-14-200-036.063-008 | 2029   | 2               | N  | \$ -                    | \$ -                    | \$ -                           | \$ -                       | \$ -                     | \$ 329.02                | \$ -                            | \$ 329.02                   | \$ 329.02                            |
| Townhomes on the Green LLC                            | 53-08-14-200-036.064-008 | 2029   | 2               | N  | \$ -                    | \$ -                    | \$ -                           | \$ -                       | \$ -                     | \$ 341.24                | \$ -                            | \$ 341.24                   | \$ 341.24                            |
| Townhomes on the Green LLC                            | 53-08-14-200-036.065-008 | 2029   | 2               | N  | \$ -                    | \$ -                    | \$ -                           | \$ -                       | \$ -                     | \$ 341.24                | \$ -                            | \$ 341.24                   | \$ 341.24                            |
| Townhomes on the Green LLC                            | 53-08-14-200-036.066-008 | 2029   | 2               | N  | \$ -                    | \$ -                    | \$ -                           | \$ -                       | \$ -                     | \$ 329.02                | \$ -                            | \$ 329.02                   | \$ 329.02                            |
| Townhomes On The Green LLC                            | 53-08-14-200-036.067-008 | 2029   | 2               | N  | \$ -                    | \$ -                    | \$ -                           | \$ -                       | \$ -                     | \$ 336.39                | \$ -                            | \$ 336.39                   | \$ 336.39                            |
| Woods, William A & Thresa E Trust                     | 53-08-21-200-102.000-008 |        | 2               | N  | \$ -                    | \$ -                    | \$ -                           | \$ -                       | \$ -                     | \$ -                     | \$ -                            | \$ -                        | \$ -                                 |
| Winchell-haines, Sharon & Alvarez, Dawn Marie         | 53-08-20-403-014.000-008 |        | 2               | N  | \$ -                    | \$ -                    | \$ -                           | \$ -                       | \$ -                     | \$ -                     | \$ -                            | \$ -                        | \$ -                                 |
| Young, Shelby   | 53-08-20-400-069.000-008 |        | 2               | N  | \$ -                    | \$ -                    | \$ -                           | \$ -                       | \$ -                     | \$ -                     | \$ -                            | \$ -                        | \$ -                                 |
| Gossman, James Alan                                   | 53-08-11-101-068.000-008 | 1519   | 2               | N  | \$ -                    | \$ -                    | \$ -                           | \$ -                       | \$ -                     | \$ -                     | \$ -                            | \$ -                        | \$ -                                 |
| Franklin, Brett & Cheryl Joint Revocable Living Trust | 53-08-11-400-022.000-008 | 1627   | 2               | N  | \$ -                    | \$ -                    | \$ -                           | \$ -                       | \$ 3,668.98              | \$ -                     | \$ -                            | \$ 3,668.98                 | \$ 3,668.98                          |
| Stowell, Michael J & Kathryn E                        | 53-08-11-400-023.000-008 | 1627   | 2               | N  | \$ -                    | \$ -                    | \$ -                           | \$ -                       | \$ 3,132.25              | \$ -                     | \$ -                            | \$ 3,132.25                 | \$ 3,132.25                          |
| Nunn, Kenneth L & Nunn, Leah K                        | 53-08-11-400-018.000-008 | 1627   | 2               | N  | \$ -                    | \$ -                    | \$ -                           | \$ -                       | \$ -                     | \$ 1,637.50              | \$ -                            | \$ 1,637.50                 | \$ 1,637.50                          |
| Geiger, Douglas D & M A Blue                          | 53-08-11-400-024.000-008 | 1627   | 2               | N  | \$ -                    | \$ -                    | \$ -                           | \$ -                       | \$ 2,550.32              | \$ -                     | \$ -                            | \$ 2,550.32                 | \$ 2,550.32                          |
| Edgeworth, Harry L & Barbara Sue                      | 53-08-11-400-016.000-008 | 1580   | 2               | N  | \$ -                    | \$ -                    | \$ -                           | \$ -                       | \$ 3,645.57              | \$ -                     | \$ -                            | \$ 3,645.57                 | \$ 3,645.57                          |
| Saddlebrook Estates LLC                               | 53-08-11-400-013.000-008 | 1627   | 2               | N  | \$ -                    | \$ -                    | \$ -                           | \$ -                       | \$ -                     | \$ -                     | \$ -                            | \$ -                        | \$ -                                 |
| Saddlebrook Estates LLC                               | 53-08-11-400-015.000-008 | 1627   | 2               | N  | \$ -                    | \$ -                    | \$ -                           | \$ -                       | \$ -                     | \$ -                     | \$ -                            | \$ -                        | \$ -                                 |
| Sinn, Alan L & Andrea L                               | 53-08-12-300-013.000-008 |        | 2               | N  | \$ -                    | \$ -                    | \$ -                           | \$ -                       | \$ 338.56                | \$ -                     | \$ -                            | \$ 338.56                   | \$ 338.56                            |
| Board Of Commissioners Monroe County, The             | 53-08-12-300-012.000-008 |        | 2               | N  | \$ -                    | \$ -                    | \$ -                           | \$ -                       | \$ -                     | \$ -                     | \$ -                            | \$ -                        | \$ -                                 |
| Sinn, Alan L & Andrea L                               | 53-08-12-300-008.000-008 |        | 2               | N  | \$ -                    | \$ -                    | \$ -                           | \$ -                       | \$ -                     | \$ -                     | \$ -                            | \$ -                        | \$ -                                 |
| Short, Charles R Jr & Diane E                         | 53-08-12-301-009.001-008 | 2214   | 2               | N  | \$ -                    | \$ -                    | \$ -                           | \$ -                       | \$ -                     | \$ -                     | \$ -                            | \$ -                        | \$ -                                 |
| Andersen, Greg & Lori Revocable Trust                 | 53-08-12-301-009.002-008 | 2257   | 2               | N  | \$ -                    | \$ -                    | \$ -                           | \$ -                       | \$ 1,154.19              | \$ -                     | \$ -                            | \$ 1,154.19                 | \$ 1,154.19                          |
| Bowling, Chad Everett & Ashley Nicole                 | 53-08-12-301-009.003-008 | 2214   | 2               | N  | \$ -                    | \$ -                    | \$ -                           | \$ -                       | \$ -                     | \$ -                     | \$ -                            | \$ -                        | \$ -                                 |
| Smith, Kevin Lawrence & Shiela Paez                   | 53-08-12-301-009.004-008 | 2214   | 2               | N  | \$ -                    | \$ -                    | \$ -                           | \$ -                       | \$ 1,942.10              | \$ -                     | \$ -                            | \$ 1,942.10                 | \$ 1,942.10                          |
| Thomas, George P & Grace G                            | 53-08-12-301-009.005-008 | 2215   | 2               | N  | \$ -                    | \$ -                    | \$ -                           | \$ -                       | \$ 919.18                | \$ -                     | \$ -                            | \$ 919.18                   | \$ 919.18                            |
| Eaton, J Michael & Mandi R                            | 53-08-12-301-009.006-008 | 2215   | 2               | N  | \$ -                    | \$ -                    | \$ -                           | \$ -                       | \$ 1,681.41              | \$ -                     | \$ -                            | \$ 1,681.41                 | \$ 1,681.41                          |
| Sinn, Wesley & Haley                                  | 53-08-12-301-009.007-008 | 2215   | 2               | N  | \$ -                    | \$ -                    | \$ -                           | \$ -                       | \$ -                     | \$ -                     | \$ -                            | \$ -                        | \$ -                                 |
| Cantrell, Dean & Angela Joint Revocable Trust         | 53-08-12-301-009.008-008 | 2215   | 2               | N  | \$ -                    | \$ -                    | \$ -                           | \$ -                       | \$ 1,924.70              | \$ -                     | \$ -                            | \$ 1,924.70                 | \$ 1,924.70                          |
| Teddy Bear Real Estate LLC                            | 53-08-21-100-011.000-008 | 2349   | 2               | N  | \$ -                    | \$ -                    | \$ -                           | \$ -                       | \$ -                     | \$ -                     | \$ -                            | \$ -                        | \$ -                                 |
| Teddy Bear Real Estate LLC                            | 53-08-21-100-032.000-008 | 2348   | 2               | N  | \$ -                    | \$ -                    | \$ -                           | \$ -                       | \$ -                     | \$ -                     | \$ -                            | \$ -                        | \$ -                                 |
| Holmberg, Carl H & Lorraine C                         | 53-08-21-100-040.000-008 |        | 2               | N  | \$ -                    | \$ -                    | \$ -                           | \$ -                       | \$ 785.71                | \$ -                     | \$ -                            | \$ 785.71                   | \$ 785.71                            |
| El Sameed, Yaser Abu                                  | 53-08-21-100-061.000-008 | 1926   | 2               | N  | \$ -                    | \$ -                    | \$ -                           | \$ -                       | \$ 965.40                | \$ -                     | \$ -                            | \$ 965.40                   | \$ 965.40                            |
| Kovacs, Vilmos & Sylvia                               | 53-08-21-100-088.000-008 | 1915   | 2               | N  | \$ -                    | \$ -                    | \$ -                           | \$ -                       | \$ 1,200.97              | \$ -                     | \$ -                            | \$ 1,200.97                 | \$ 1,200.97                          |
| Misenheimer, James M                                  | 53-08-20-400-032.000-008 |        | 2               | N  | \$ -                    | \$ -                    | \$ -                           | \$ -                       | \$ -                     | \$ -                     | \$ -                            | \$ -                        | \$ -                                 |
| Perry-Clear Creek Fire Protection District            | 53-08-16-300-025.000-008 |        | 2               | N  | \$ -                    | \$ -                    | \$ -                           | \$ -                       | \$ -                     | \$ -                     | \$ -                            | \$ -                        | \$ -                                 |
| City of Bloomington Utilities                         | 53-01-42-209-001.000-008 |        | 2               | N  | \$ -                    | \$ -                    | \$ -                           | \$ -                       | \$ -                     | \$ -                     | \$ -                            | \$ -                        | \$ -                                 |

# City of Bloomington



## Area #2: South-East Annexation Area - Circuit Breaker Impacts Analysis

| Owner Name   | Parcel #                 | Waiver | Annexation Area | AG | Pre-Annex 1% CB Credits | Pre-Annex 2% CB Credits | Pre-Annex 65 & Over CB Credits | Pre-Annex Total CB Credits | Post-Annex 1% CB Credits | Post-Annex 2% CB Credits | Post-Annex 65 & Over CB Credits | Post-Annex Total CB Credits | Total Post-Annex CB Credits Increase |
|--|--------------------------|--------|-----------------|----|-------------------------|-------------------------|--------------------------------|----------------------------|--------------------------|--------------------------|---------------------------------|-----------------------------|--------------------------------------|
| Buzzard, Kenenth E Revocable Trust                     | 53-08-21-100-074.000-008 | 1915   | 2               | N  | \$ -                    | \$ -                    | \$ -                           | \$ -                       | \$ 763.75                | \$ -                     | \$ -                            | \$ 763.75                   | \$ 763.75                            |
| Blind Squirrels LLC                                    | 53-08-20-400-085.000-008 | 2446   | 2               | N  | \$ -                    | \$ -                    | \$ -                           | \$ -                       | \$ -                     | \$ -                     | \$ -                            | \$ -                        | \$ -                                 |
| Brummett, Don Roy & Delores June                       | 53-08-21-200-078.000-008 |        | 2               | N  | \$ -                    | \$ -                    | \$ 307.00                      | \$ 307.00                  | \$ -                     | \$ -                     | \$ -                            | \$ -                        | \$ (307.00)                          |
| Shank, Joanne & Ray Zdonek                             | 53-08-21-200-113.000-008 |        | 2               | N  | \$ -                    | \$ -                    | \$ -                           | \$ -                       | \$ -                     | \$ -                     | \$ -                            | \$ -                        | \$ -                                 |
| Pierce, Edward R Jr                                    | 53-08-21-200-138.000-008 |        | 2               | N  | \$ -                    | \$ -                    | \$ -                           | \$ -                       | \$ -                     | \$ -                     | \$ -                            | \$ -                        | \$ -                                 |
| Abbott, Craig  | 53-08-21-200-064.000-008 |        | 2               | N  | \$ -                    | \$ -                    | \$ -                           | \$ -                       | \$ -                     | \$ 199.64                | \$ -                            | \$ 199.64                   | \$ 199.64                            |
| Wesley, Ann M  | 53-08-21-200-073.000-008 |        | 2               | N  | \$ -                    | \$ -                    | \$ -                           | \$ -                       | \$ -                     | \$ -                     | \$ -                            | \$ -                        | \$ -                                 |
| Campbell, Sandy A                                      | 53-08-21-200-047.000-008 |        | 2               | N  | \$ -                    | \$ -                    | \$ -                           | \$ -                       | \$ -                     | \$ -                     | \$ -                            | \$ -                        | \$ -                                 |
| May, Paul B & Teresa R                                 | 53-08-14-100-018.000-008 |        | 2               | N  | \$ -                    | \$ -                    | \$ -                           | \$ -                       | \$ 743.88                | \$ -                     | \$ -                            | \$ 743.88                   | \$ 743.88                            |
| Hillenberg, Norma D                                    | 53-08-14-100-023.000-008 |        | 2               | N  | \$ -                    | \$ -                    | \$ -                           | \$ -                       | \$ 509.97                | \$ -                     | \$ -                            | \$ 509.97                   | \$ 509.97                            |
| Figert, Stephen & Rebecca                              | 53-08-21-300-027.000-008 |        | 2               | N  | \$ -                    | \$ -                    | \$ -                           | \$ -                       | \$ -                     | \$ -                     | \$ -                            | \$ -                        | \$ -                                 |
| Hardwick-Hillenburg, Patti                             | 53-08-14-100-013.000-008 |        | 2               | N  | \$ -                    | \$ -                    | \$ -                           | \$ -                       | \$ -                     | \$ 286.65                | \$ -                            | \$ 286.65                   | \$ 286.65                            |
| Poole, Chandelle C                                     | 53-08-21-400-047.000-008 | 1783   | 2               | N  | \$ -                    | \$ -                    | \$ -                           | \$ -                       | \$ -                     | \$ 411.43                | \$ -                            | \$ 411.43                   | \$ 411.43                            |
| Amandola, Joseph                                       | 53-08-21-400-056.000-008 | 1783   | 2               | N  | \$ -                    | \$ -                    | \$ -                           | \$ -                       | \$ -                     | \$ -                     | \$ -                            | \$ -                        | \$ -                                 |
| Schmidt, Stephen W                                     | 53-08-21-400-028.000-008 | 1783   | 2               | N  | \$ -                    | \$ -                    | \$ -                           | \$ -                       | \$ -                     | \$ -                     | \$ -                            | \$ -                        | \$ -                                 |
| Ackerman, Edmund Jackie William;                       |                          |        |                 |    |                         |                         |                                |                            |                          |                          |                                 |                             |                                      |
| Ackerman, Clark Michael                                | 53-08-21-400-048.000-008 | 1783   | 2               | N  | \$ -                    | \$ -                    | \$ -                           | \$ -                       | \$ -                     | \$ -                     | \$ -                            | \$ -                        | \$ -                                 |
| Keller, Shawn F & Lynn F                               | 53-08-21-400-023.000-008 | 1783   | 2               | N  | \$ -                    | \$ -                    | \$ -                           | \$ -                       | \$ 83.51                 | \$ -                     | \$ -                            | \$ 83.51                    | \$ 83.51                             |
| Leffler, James H                                       | 53-08-21-400-001.000-008 | 1783   | 2               | N  | \$ -                    | \$ -                    | \$ -                           | \$ -                       | \$ -                     | \$ -                     | \$ -                            | \$ -                        | \$ -                                 |
| Gredy, Bob D   | 53-08-21-400-006.000-008 | 1783   | 2               | N  | \$ -                    | \$ -                    | \$ -                           | \$ -                       | \$ 139.81                | \$ -                     | \$ -                            | \$ 139.81                   | \$ 139.81                            |
| Love, Janet L Revocable Trust                          | 53-08-21-400-054.000-008 | 1783   | 2               | N  | \$ -                    | \$ -                    | \$ -                           | \$ -                       | \$ 6.50                  | \$ -                     | \$ -                            | \$ 6.50                     | \$ 6.50                              |
| Kaden, Jeffrey L & Barbara M & Merideth, Kenneth David | 53-08-21-400-010.000-008 | 1783   | 2               | N  | \$ -                    | \$ -                    | \$ -                           | \$ -                       | \$ 35.06                 | \$ -                     | \$ -                            | \$ 35.06                    | \$ 35.06                             |
| Schlegel, David W & Lisa M                             | 53-08-21-400-008.000-008 | 1783   | 2               | N  | \$ -                    | \$ -                    | \$ -                           | \$ -                       | \$ 397.34                | \$ -                     | \$ -                            | \$ 397.34                   | \$ 397.34                            |
| Chudy, Jeffery J & Lisa A                              | 53-08-21-400-009.000-008 | 1783   | 2               | N  | \$ -                    | \$ -                    | \$ -                           | \$ -                       | \$ -                     | \$ 384.66                | \$ -                            | \$ 384.66                   | \$ 384.66                            |
| Feller, Tia N  | 53-08-21-400-005.000-008 | 1783   | 2               | N  | \$ -                    | \$ -                    | \$ -                           | \$ -                       | \$ -                     | \$ -                     | \$ -                            | \$ -                        | \$ -                                 |
| Bohn, James C & Jennifer M                             | 53-08-21-400-004.000-008 | 1783   | 2               | N  | \$ -                    | \$ -                    | \$ -                           | \$ -                       | \$ 153.07                | \$ -                     | \$ -                            | \$ 153.07                   | \$ 153.07                            |
| Smith, Jeffrey & Lisa Revocable Living Trust           | 53-08-01-400-094.000-008 |        | 2               | N  | \$ -                    | \$ -                    | \$ -                           | \$ -                       | \$ -                     | \$ 350.73                | \$ -                            | \$ 350.73                   | \$ 350.73                            |
| Arnold, Edward J. & Mary J.                            | 53-08-14-103-007.000-008 |        | 2               | N  | \$ -                    | \$ -                    | \$ -                           | \$ -                       | \$ 176.25                | \$ -                     | \$ -                            | \$ 176.25                   | \$ 176.25                            |
| Lung, Jennifer L                                       | 53-08-21-200-016.000-008 |        | 2               | N  | \$ -                    | \$ -                    | \$ -                           | \$ -                       | \$ -                     | \$ 40.68                 | \$ -                            | \$ 40.68                    | \$ 40.68                             |
| Arthur, James M. & R. Darlene                          | 53-08-14-103-018.000-008 |        | 2               | N  | \$ -                    | \$ -                    | \$ -                           | \$ -                       | \$ 75.06                 | \$ -                     | \$ -                            | \$ 75.06                    | \$ 75.06                             |
| Townhomes On The Green LLC                             | 53-08-14-200-036.068-008 | 2029   | 2               | N  | \$ -                    | \$ -                    | \$ -                           | \$ -                       | \$ -                     | \$ 326.28                | \$ -                            | \$ 326.28                   | \$ 326.28                            |
| Townhomes On The Green LLC                             | 53-08-14-200-036.069-008 | 2029   | 2               | N  | \$ -                    | \$ -                    | \$ -                           | \$ -                       | \$ -                     | \$ 336.39                | \$ -                            | \$ 336.39                   | \$ 336.39                            |
| Townhomes On The Green LLC                             | 53-08-14-200-036.070-008 | 2029   | 2               | N  | \$ -                    | \$ -                    | \$ -                           | \$ -                       | \$ -                     | \$ 326.28                | \$ -                            | \$ 326.28                   | \$ 326.28                            |
| Townhomes on the Green LLC                             | 53-08-14-200-036.071-008 | 2029   | 2               | N  | \$ -                    | \$ -                    | \$ -                           | \$ -                       | \$ -                     | \$ 345.46                | \$ -                            | \$ 345.46                   | \$ 345.46                            |
| Townhomes On The Green LLC                             | 53-08-14-200-036.072-008 | 2029   | 2               | N  | \$ -                    | \$ -                    | \$ -                           | \$ -                       | \$ -                     | \$ 326.28                | \$ -                            | \$ 326.28                   | \$ 326.28                            |
| Townhomes On The Green LLC                             | 53-08-14-200-036.073-008 | 2029   | 2               | N  | \$ -                    | \$ -                    | \$ -                           | \$ -                       | \$ -                     | \$ 339.34                | \$ -                            | \$ 339.34                   | \$ 339.34                            |
| Townhomes On The Green LLC                             | 53-08-14-200-036.074-008 | 2029   | 2               | N  | \$ -                    | \$ -                    | \$ -                           | \$ -                       | \$ -                     | \$ 334.92                | \$ -                            | \$ 334.92                   | \$ 334.92                            |
| Townhomes On The Green LLC                             | 53-08-14-200-036.075-008 | 2029   | 2               | N  | \$ -                    | \$ -                    | \$ -                           | \$ -                       | \$ -                     | \$ 339.34                | \$ -                            | \$ 339.34                   | \$ 339.34                            |
| Charles Layne LLC                                      | 53-08-21-100-089.000-008 |        | 2               | N  | \$ -                    | \$ -                    | \$ -                           | \$ -                       | \$ -                     | \$ 534.94                | \$ -                            | \$ 534.94                   | \$ 534.94                            |
| Townhomes On The Green LLC                             | 53-08-14-200-036.076-008 | 2029   | 2               | N  | \$ -                    | \$ -                    | \$ -                           | \$ -                       | \$ -                     | \$ 339.34                | \$ -                            | \$ 339.34                   | \$ 339.34                            |
| Townhomes On The Green LLC                             | 53-08-14-200-036.077-008 | 2029   | 2               | N  | \$ -                    | \$ -                    | \$ -                           | \$ -                       | \$ -                     | \$ 335.55                | \$ -                            | \$ 335.55                   | \$ 335.55                            |
| Townhomes On The Green LLC                             | 53-08-14-200-036.078-008 | 2029   | 2               | N  | \$ -                    | \$ -                    | \$ -                           | \$ -                       | \$ -                     | \$ 339.34                | \$ -                            | \$ 339.34                   | \$ 339.34                            |
| Townhomes On The Green LLC                             | 53-08-14-200-036.079-008 | 2029   | 2               | N  | \$ -                    | \$ -                    | \$ -                           | \$ -                       | \$ -                     | \$ 339.34                | \$ -                            | \$ 339.34                   | \$ 339.34                            |
| Townhomes On The Green LLC                             | 53-08-14-200-036.080-008 | 2029   | 2               | N  | \$ -                    | \$ -                    | \$ -                           | \$ -                       | \$ -                     | \$ 334.92                | \$ -                            | \$ 334.92                   | \$ 334.92                            |
| Townhomes On The Green LLC                             | 53-08-14-200-036.081-008 | 2029   | 2               | N  | \$ -                    | \$ -                    | \$ -                           | \$ -                       | \$ -                     | \$ 339.34                | \$ -                            | \$ 339.34                   | \$ 339.34                            |
| Townhomes On The Green LLC                             | 53-08-14-200-036.082-008 | 2029   | 2               | N  | \$ -                    | \$ -                    | \$ -                           | \$ -                       | \$ -                     | \$ 336.39                | \$ -                            | \$ 336.39                   | \$ 336.39                            |
| Townhomes On The Green LLC                             | 53-08-14-200-036.083-008 | 2029   | 2               | N  | \$ -                    | \$ -                    | \$ -                           | \$ -                       | \$ -                     | \$ 343.35                | \$ -                            | \$ 343.35                   | \$ 343.35                            |

# City of Bloomington



## Area #2: South-East Annexation Area - Circuit Breaker Impacts Analysis

| Owner Name                                      | Parcel #                 | Waiver | Annexation Area | AG | Pre-Annex 1% CB Credits | Pre-Annex 2% CB Credits | Pre-Annex 65 & Over CB Credits | Pre-Annex Total CB Credits | Post-Annex 1% CB Credits | Post-Annex 2% CB Credits | Post-Annex 65 & Over CB Credits | Post-Annex Total CB Credits | Total Post-Annex CB Credits Increase |
|---|--------------------------|--------|-----------------|----|-------------------------|-------------------------|--------------------------------|----------------------------|--------------------------|--------------------------|---------------------------------|-----------------------------|--------------------------------------|
| Paskash, Michael S & Madonna M                  | 53-01-41-068-534.000-008 | 2157   | 2               | N  | \$ -                    | \$ -                    | \$ -                           | \$ -                       | \$ 615.54                | \$ -                     | \$ -                            | \$ 615.54                   | \$ 615.54                            |
| Dilts, Angela M; Loewe, Jordan                  | 53-01-41-068-535.000-008 | 2211   | 2               | N  | \$ -                    | \$ -                    | \$ -                           | \$ -                       | \$ 769.97                | \$ -                     | \$ -                            | \$ 769.97                   | \$ 769.97                            |
| Lindeman, Ryan & Mason-Lindeman, Lydia          | 53-01-41-068-536.000-008 | 2145   | 2               | N  | \$ -                    | \$ -                    | \$ -                           | \$ -                       | \$ 887.97                | \$ -                     | \$ -                            | \$ 887.97                   | \$ 887.97                            |
| Willis, Erik & Stephanie                        | 53-01-41-068-537.000-008 | 2140   | 2               | N  | \$ -                    | \$ -                    | \$ -                           | \$ -                       | \$ 377.88                | \$ -                     | \$ -                            | \$ 377.88                   | \$ 377.88                            |
| Wright, Kirby Don                               | 53-08-21-200-041.000-008 |        | 2               | N  | \$ -                    | \$ -                    | \$ -                           | \$ -                       | \$ -                     | \$ -                     | \$ -                            | \$ -                        | \$ -                                 |
| Ooley, Cindy R & Jeffrey                        | 53-08-01-100-069.000-008 |        | 2               | N  | \$ -                    | \$ -                    | \$ -                           | \$ -                       | \$ 174.18                | \$ -                     | \$ -                            | \$ 174.18                   | \$ 174.18                            |
| Todd, Robert Dale & Pamela J.                   | 53-08-14-300-020.000-008 |        | 2               | N  | \$ -                    | \$ -                    | \$ -                           | \$ -                       | \$ -                     | \$ -                     | \$ -                            | \$ -                        | \$ -                                 |
| Todd, Robert G & Hardie, Janice A               | 53-08-21-300-067.000-008 |        | 2               | N  | \$ -                    | \$ -                    | \$ -                           | \$ -                       | \$ -                     | \$ -                     | \$ -                            | \$ -                        | \$ -                                 |
| Todd, Robert G. & Hardie, Janice A              | 53-08-21-300-062.000-008 |        | 2               | N  | \$ -                    | \$ -                    | \$ -                           | \$ -                       | \$ -                     | \$ -                     | \$ -                            | \$ -                        | \$ -                                 |
| Travis, Cliff K. & Joan C.                      | 53-08-01-100-017.000-008 |        | 2               | N  | \$ -                    | \$ -                    | \$ -                           | \$ -                       | \$ 598.98                | \$ -                     | \$ -                            | \$ 598.98                   | \$ 598.98                            |
| Trinkle, Claude & Sharon                        | 53-08-21-200-029.000-008 |        | 2               | N  | \$ -                    | \$ -                    | \$ -                           | \$ -                       | \$ -                     | \$ -                     | \$ -                            | \$ -                        | \$ -                                 |
| Rink, Lawrence D                                | 53-08-21-200-147.000-008 | 1845   | 2               | N  | \$ -                    | \$ -                    | \$ -                           | \$ -                       | \$ -                     | \$ 148.38                | \$ -                            | \$ 148.38                   | \$ 148.38                            |
| Kroger Ltd Partnership                          | 53-08-21-200-075.000-008 | 1859   | 2               | N  | \$ -                    | \$ -                    | \$ -                           | \$ -                       | \$ -                     | \$ -                     | \$ -                            | \$ -                        | \$ -                                 |
| Kroger Ltd Partnership                          | 53-08-21-200-146.000-008 | 1845   | 2               | N  | \$ -                    | \$ -                    | \$ -                           | \$ -                       | \$ -                     | \$ -                     | \$ -                            | \$ -                        | \$ -                                 |
| Clear Creek Crossing LLC                        | 53-08-21-200-087.000-008 |        | 2               | N  | \$ -                    | \$ -                    | \$ -                           | \$ -                       | \$ -                     | \$ -                     | \$ -                            | \$ -                        | \$ -                                 |
| Clear Creek Crossing LLC                        | 53-08-21-200-082.000-008 | 1845   | 2               | N  | \$ -                    | \$ -                    | \$ -                           | \$ -                       | \$ -                     | \$ -                     | \$ -                            | \$ -                        | \$ -                                 |
| Wm Parks LLC                                    | 53-08-21-200-086.000-008 | 1845   | 2               | N  | \$ -                    | \$ -                    | \$ -                           | \$ -                       | \$ -                     | \$ -                     | \$ -                            | \$ -                        | \$ -                                 |
| Henson, David L & Lesa D                        | 53-08-12-301-009.009-008 | 2216   | 2               | N  | \$ -                    | \$ -                    | \$ -                           | \$ -                       | \$ 1,162.06              | \$ -                     | \$ -                            | \$ 1,162.06                 | \$ 1,162.06                          |
| Patel, Rajesh ; Yogina & Patel, Rashmin; Varsha | 53-08-12-301-009.010-008 | 2216   | 2               | N  | \$ -                    | \$ -                    | \$ -                           | \$ -                       | \$ 2,233.69              | \$ -                     | \$ -                            | \$ 2,233.69                 | \$ 2,233.69                          |
| Lloyd, Randal & Jennifer                        | 53-08-12-301-009.011-008 | 2216   | 2               | N  | \$ -                    | \$ -                    | \$ -                           | \$ -                       | \$ 1,020.04              | \$ -                     | \$ -                            | \$ 1,020.04                 | \$ 1,020.04                          |
| Law, Park C & April B                           | 53-08-14-301-003.000-008 |        | 2               | N  | \$ -                    | \$ -                    | \$ -                           | \$ -                       | \$ 342.69                | \$ -                     | \$ -                            | \$ 342.69                   | \$ 342.69                            |
| Schill, Kimberly A                              | 53-08-14-301-018.000-008 |        | 2               | N  | \$ -                    | \$ -                    | \$ -                           | \$ -                       | \$ 962.91                | \$ -                     | \$ -                            | \$ 962.91                   | \$ 962.91                            |
| Gray, Jason P & Kathryn H                       | 53-08-14-301-001.000-008 |        | 2               | N  | \$ -                    | \$ -                    | \$ -                           | \$ -                       | \$ 997.68                | \$ -                     | \$ -                            | \$ 997.68                   | \$ 997.68                            |
| Tann, Chris G & Breese, Jennifer R              | 53-08-14-301-014.000-008 |        | 2               | N  | \$ -                    | \$ -                    | \$ -                           | \$ -                       | \$ 602.29                | \$ -                     | \$ -                            | \$ 602.29                   | \$ 602.29                            |
| Harris, Glenn M & Beth Ann                      | 53-08-14-301-002.000-008 |        | 2               | N  | \$ -                    | \$ -                    | \$ -                           | \$ -                       | \$ 759.66                | \$ -                     | \$ -                            | \$ 759.66                   | \$ 759.66                            |
| Nussbaum, Matthew & Kathleen R                  | 53-08-14-301-005.000-008 |        | 2               | N  | \$ -                    | \$ -                    | \$ -                           | \$ -                       | \$ 563.78                | \$ -                     | \$ -                            | \$ 563.78                   | \$ 563.78                            |
| Publow, Eric C & Kristen K                      | 53-08-14-301-016.000-008 |        | 2               | N  | \$ -                    | \$ -                    | \$ -                           | \$ -                       | \$ 571.64                | \$ -                     | \$ -                            | \$ 571.64                   | \$ 571.64                            |
| Mark, Hugh L Sr & Rosalind P                    | 53-08-14-301-006.000-008 |        | 2               | N  | \$ -                    | \$ -                    | \$ -                           | \$ -                       | \$ 935.99                | \$ -                     | \$ -                            | \$ 935.99                   | \$ 935.99                            |
| Lovell, Andrew S & Tiffani M                    | 53-08-14-301-007.000-008 |        | 2               | N  | \$ -                    | \$ -                    | \$ -                           | \$ -                       | \$ 808.47                | \$ -                     | \$ -                            | \$ 808.47                   | \$ 808.47                            |
| Seo, Dong Chul & Lee, Shieun                    | 53-08-14-301-010.000-008 |        | 2               | N  | \$ -                    | \$ -                    | \$ -                           | \$ -                       | \$ 1,222.93              | \$ -                     | \$ -                            | \$ 1,222.93                 | \$ 1,222.93                          |
| Miller, Michael & Audra                         | 53-08-14-301-011.000-008 |        | 2               | N  | \$ -                    | \$ -                    | \$ -                           | \$ -                       | \$ 480.97                | \$ -                     | \$ -                            | \$ 480.97                   | \$ 480.97                            |
| Mulvaney, Michael J                             | 53-08-14-301-017.000-008 |        | 2               | N  | \$ -                    | \$ -                    | \$ -                           | \$ -                       | \$ 719.46                | \$ -                     | \$ -                            | \$ 719.46                   | \$ 719.46                            |
| Mayo, Douglas P & Tracy G                       | 53-08-14-301-009.000-008 |        | 2               | N  | \$ -                    | \$ -                    | \$ -                           | \$ -                       | \$ 505.41                | \$ -                     | \$ -                            | \$ 505.41                   | \$ 505.41                            |
| Sims, Michelle                                  | 53-08-14-301-008.000-008 |        | 2               | N  | \$ -                    | \$ -                    | \$ -                           | \$ -                       | \$ 543.58                | \$ -                     | \$ -                            | \$ 543.58                   | \$ 543.58                            |
| Chen, Lingling Revocable Trust                  | 53-08-14-301-015.000-008 |        | 2               | N  | \$ -                    | \$ -                    | \$ -                           | \$ -                       | \$ 635.83                | \$ -                     | \$ -                            | \$ 635.83                   | \$ 635.83                            |
| Wiser, Jeffrey Charles & Judith Ann             | 53-08-14-301-019.000-008 |        | 2               | N  | \$ -                    | \$ -                    | \$ -                           | \$ -                       | \$ 1,169.61              | \$ -                     | \$ -                            | \$ 1,169.61                 | \$ 1,169.61                          |
| Clarke, Ryan M & Darlene R                      | 53-08-14-301-004.000-008 |        | 2               | N  | \$ -                    | \$ -                    | \$ -                           | \$ -                       | \$ 572.47                | \$ -                     | \$ -                            | \$ 572.47                   | \$ 572.47                            |
| O'Neill, Matthew & Regen                        | 53-08-14-301-013.000-008 |        | 2               | N  | \$ -                    | \$ -                    | \$ -                           | \$ -                       | \$ 766.24                | \$ -                     | \$ -                            | \$ 766.24                   | \$ 766.24                            |
| Richardson, Dennis P                            | 53-08-29-100-028.000-008 |        | 2               | N  | \$ -                    | \$ -                    | \$ -                           | \$ -                       | \$ -                     | \$ -                     | \$ -                            | \$ -                        | \$ -                                 |
| Richardson, Elva I 2012 Revocable Living Trust  | 53-08-22-200-006.000-008 |        | 2               | N  | \$ -                    | \$ -                    | \$ 222.00                      | \$ 222.00                  | \$ -                     | \$ -                     | \$ 580.09                       | \$ 580.09                   | \$ 358.09                            |
| Rink, Eleanor Jane & DJC Investments LLC        | 53-08-22-200-003.000-008 |        | 2               | N  | \$ -                    | \$ -                    | \$ -                           | \$ -                       | \$ -                     | \$ -                     | \$ -                            | \$ -                        | \$ -                                 |
| Taylor, Sharon M                                | 53-08-11-101-077.000-008 |        | 2               | N  | \$ -                    | \$ -                    | \$ -                           | \$ -                       | \$ 612.64                | \$ -                     | \$ -                            | \$ 612.64                   | \$ 612.64                            |
| Hoffmeister, Datha N                            | 53-08-11-101-074.000-008 | 1482   | 2               | N  | \$ -                    | \$ -                    | \$ -                           | \$ -                       | \$ 440.82                | \$ -                     | \$ -                            | \$ 440.82                   | \$ 440.82                            |
| Hoffmeister, Datha N                            | 53-08-11-101-029.000-008 | 1482   | 2               | N  | \$ -                    | \$ -                    | \$ -                           | \$ -                       | \$ -                     | \$ -                     | \$ -                            | \$ -                        | \$ -                                 |

# City of Bloomington



## Area #2: South-East Annexation Area - Circuit Breaker Impacts Analysis

| Owner Name   | Parcel #                 | Waiver | Annexation Area | AG | Pre-Annex 1% CB Credits | Pre-Annex 2% CB Credits | Pre-Annex 65 & Over CB Credits | Pre-Annex Total CB Credits | Post-Annex 1% CB Credits | Post-Annex 2% CB Credits | Post-Annex 65 & Over CB Credits | Post-Annex Total CB Credits | Total Post-Annex CB Credits Increase |
|--|--------------------------|--------|-----------------|----|-------------------------|-------------------------|--------------------------------|----------------------------|--------------------------|--------------------------|---------------------------------|-----------------------------|--------------------------------------|
| Monroe Co Board Of Commissioners   | 53-08-14-100-027.000-008 |        | 2               | N  | \$ -                    | \$ -                    | \$ -                           | \$ -                       | \$ -                     | \$ -                     | \$ -                            | \$ -                        | \$ -                                 |
| Chestnut, Larry D & Glenda J Trust W/l/e                                       | 53-08-21-300-054.000-008 |        | 2               | N  | \$ -                    | \$ -                    | \$ -                           | \$ -                       | \$ -                     | \$ 226.79                | \$ -                            | \$ 226.79                   | \$ 226.79                            |
| Bothwell, James R & Shannon E  | 53-08-21-100-059.000-008 |        | 2               | N  | \$ -                    | \$ -                    | \$ -                           | \$ -                       | \$ 86.00                 | \$ -                     | \$ -                            | \$ 86.00                    | \$ 86.00                             |
| Goins, Shirley J; Vincent, Larry R   | 53-08-16-300-013.000-008 |        | 2               | N  | \$ -                    | \$ -                    | \$ -                           | \$ -                       | \$ -                     | \$ -                     | \$ -                            | \$ -                        | \$ -                                 |
| Clear Creek Christian Church Inc   | 53-08-20-400-020.000-008 |        | 2               | N  | \$ -                    | \$ -                    | \$ -                           | \$ -                       | \$ -                     | \$ -                     | \$ -                            | \$ -                        | \$ -                                 |
| Clear Creek Christian Church Inc   | 53-08-20-403-007.000-008 |        | 2               | N  | \$ -                    | \$ -                    | \$ -                           | \$ -                       | \$ -                     | \$ 104.33                | \$ -                            | \$ 104.33                   | \$ 104.33                            |
| Clear Creek Christian Church Inc   | 53-08-20-403-004.000-008 |        | 2               | N  | \$ -                    | \$ -                    | \$ -                           | \$ -                       | \$ -                     | \$ -                     | \$ -                            | \$ -                        | \$ -                                 |
| Mosier, Susan J  | 53-08-21-200-124.000-008 | 1412   | 2               | N  | \$ -                    | \$ -                    | \$ -                           | \$ -                       | \$ 127.82                | \$ -                     | \$ -                            | \$ 127.82                   | \$ 127.82                            |
| Sycamore Land Trust Inc  | 53-08-01-100-067.000-008 |        | 2               | N  | \$ -                    | \$ -                    | \$ -                           | \$ -                       | \$ -                     | \$ -                     | \$ -                            | \$ -                        | \$ -                                 |
| Korth, Jordan B & Chelsea E  | 53-08-21-100-125.000-008 |        | 2               | N  | \$ -                    | \$ -                    | \$ -                           | \$ -                       | \$ -                     | \$ -                     | \$ -                            | \$ -                        | \$ -                                 |
| Arthur, Stephen V & Amber J  | 53-08-29-104-002.000-008 | 1300   | 2               | N  | \$ -                    | \$ -                    | \$ -                           | \$ -                       | \$ -                     | \$ -                     | \$ -                            | \$ -                        | \$ -                                 |
| Sachs, Lois Ann  | 53-08-29-104-001.000-008 | 1300   | 2               | N  | \$ -                    | \$ -                    | \$ 385.00                      | \$ 385.00                  | \$ -                     | \$ -                     | \$ -                            | \$ -                        | \$ (385.00)                          |
| Cunningham, Gordon Reed  | 53-08-20-400-125.000-008 | 1494   | 2               | N  | \$ -                    | \$ -                    | \$ -                           | \$ -                       | \$ -                     | \$ -                     | \$ -                            | \$ -                        | \$ -                                 |
| Sycamore Land Trust Inc  | 53-08-01-100-053.000-008 |        | 2               | N  | \$ -                    | \$ -                    | \$ -                           | \$ -                       | \$ -                     | \$ -                     | \$ -                            | \$ -                        | \$ -                                 |
| Brown, Daniel C & Lynn M   | 53-08-15-400-004.000-008 |        | 2               | N  | \$ -                    | \$ -                    | \$ -                           | \$ -                       | \$ -                     | \$ 425.55                | \$ -                            | \$ 425.55                   | \$ 425.55                            |
| Acree, Steven Ray Revocable Living Trust                                       | 53-08-21-100-053.000-008 |        | 2               | N  | \$ -                    | \$ -                    | \$ -                           | \$ -                       | \$ -                     | \$ -                     | \$ -                            | \$ -                        | \$ -                                 |
| Neumann, Philip J & Sheila A   | 53-08-29-100-035.000-008 | 2153   | 2               | N  | \$ -                    | \$ -                    | \$ -                           | \$ -                       | \$ -                     | \$ 90.84                 | \$ -                            | \$ 90.84                    | \$ 90.84                             |
| Mackey, John C. & Chris P.   | 53-08-11-300-001.000-008 | 1627   | 2               | N  | \$ -                    | \$ -                    | \$ -                           | \$ -                       | \$ 430.47                | \$ -                     | \$ -                            | \$ 430.47                   | \$ 430.47                            |
| Patterson, Matthew & Krista  | 53-08-14-300-007.000-008 |        | 2               | N  | \$ -                    | \$ -                    | \$ -                           | \$ -                       | \$ -                     | \$ 208.16                | \$ -                            | \$ 208.16                   | \$ 208.16                            |
| Nelson, Erik J   | 53-01-41-068-538.000-008 | 2158   | 2               | N  | \$ -                    | \$ -                    | \$ -                           | \$ -                       | \$ 615.96                | \$ -                     | \$ -                            | \$ 615.96                   | \$ 615.96                            |
| Hourihan, Michael P & Rachel E   | 53-01-41-068-539.000-008 | 2126   | 2               | N  | \$ -                    | \$ -                    | \$ -                           | \$ -                       | \$ -                     | \$ -                     | \$ -                            | \$ -                        | \$ -                                 |
| Richardson, Jason L  | 53-01-41-068-540.000-008 | 2172   | 2               | N  | \$ -                    | \$ -                    | \$ -                           | \$ -                       | \$ 560.47                | \$ -                     | \$ -                            | \$ 560.47                   | \$ 560.47                            |
| Brinkley, Kelly Knoppel  | 53-01-41-068-541.000-008 | 2203   | 2               | N  | \$ -                    | \$ -                    | \$ -                           | \$ -                       | \$ 775.36                | \$ -                     | \$ -                            | \$ 775.36                   | \$ 775.36                            |
| Galley, Matthew R & Jerilyn M  | 53-01-41-068-542.000-008 | 2250   | 2               | N  | \$ -                    | \$ -                    | \$ -                           | \$ -                       | \$ 620.92                | \$ -                     | \$ -                            | \$ 620.92                   | \$ 620.92                            |
| McGhee, Matt D & Mandy M   | 53-01-41-068-543.000-008 | 2126   | 2               | N  | \$ -                    | \$ -                    | \$ -                           | \$ -                       | \$ 759.20                | \$ -                     | \$ -                            | \$ 759.20                   | \$ 759.20                            |
| Elmore, David Gant III & Meredith  | 53-01-41-068-544.000-008 | 2158   | 2               | N  | \$ -                    | \$ -                    | \$ -                           | \$ -                       | \$ 1,200.15              | \$ -                     | \$ -                            | \$ 1,200.15                 | \$ 1,200.15                          |
| Morris, Charles D & Jamie L  | 53-01-41-068-545.000-008 | 2158   | 2               | N  | \$ -                    | \$ -                    | \$ -                           | \$ -                       | \$ 804.34                | \$ -                     | \$ -                            | \$ 804.34                   | \$ 804.34                            |
| Kennard, Jason Winfield  | 53-01-41-068-546.000-008 | 2143   | 2               | N  | \$ -                    | \$ -                    | \$ -                           | \$ -                       | \$ 681.37                | \$ -                     | \$ -                            | \$ 681.37                   | \$ 681.37                            |
| Madewell, Julie A  | 53-08-29-100-036.000-008 |        | 2               | N  | \$ -                    | \$ -                    | \$ -                           | \$ -                       | \$ -                     | \$ -                     | \$ -                            | \$ -                        | \$ -                                 |
| Baugh, Ned T & Robinson, Kristi  | 53-08-20-400-012.000-008 | 2513   | 2               | N  | \$ -                    | \$ -                    | \$ -                           | \$ -                       | \$ -                     | \$ -                     | \$ -                            | \$ -                        | \$ -                                 |
| Grubb, Donald E. & Waneta J.   | 53-08-21-200-023.000-008 |        | 2               | N  | \$ -                    | \$ -                    | \$ -                           | \$ -                       | \$ -                     | \$ -                     | \$ -                            | \$ -                        | \$ -                                 |
| Goodroad, Glenn R Jr   | 53-08-20-400-045.000-008 |        | 2               | N  | \$ -                    | \$ -                    | \$ -                           | \$ -                       | \$ -                     | \$ -                     | \$ -                            | \$ -                        | \$ -                                 |
| Platinum Dev LLC   | 53-01-43-743-000.000-008 |        | 2               | N  | \$ -                    | \$ -                    | \$ -                           | \$ -                       | \$ -                     | \$ -                     | \$ -                            | \$ -                        | \$ -                                 |
| McKenzie, Stephanie L  | 53-08-20-400-094.000-008 | 1894   | 2               | N  | \$ -                    | \$ -                    | \$ -                           | \$ -                       | \$ -                     | \$ 382.34                | \$ -                            | \$ 382.34                   | \$ 382.34                            |
| Demmary, Mark H & Kristie L  | 53-08-20-400-118.000-008 | 2166   | 2               | N  | \$ -                    | \$ -                    | \$ -                           | \$ -                       | \$ 131.12                | \$ -                     | \$ -                            | \$ 131.12                   | \$ 131.12                            |
| Jones, Michael W & Ashley N  | 53-08-20-400-123.000-008 |        | 2               | N  | \$ -                    | \$ -                    | \$ -                           | \$ -                       | \$ 90.96                 | \$ -                     | \$ -                            | \$ 90.96                    | \$ 90.96                             |
| Bechtel, Roberta Deanne Revocable Trust & Bechtel, Frankie Joe Revocable Trust | 53-08-21-300-005.000-008 |        | 2               | N  | \$ -                    | \$ -                    | \$ -                           | \$ -                       | \$ -                     | \$ -                     | \$ -                            | \$ -                        | \$ -                                 |
| Reynolds, Brian M & Susan E  | 53-08-14-100-006.000-008 |        | 2               | N  | \$ -                    | \$ -                    | \$ -                           | \$ -                       | \$ 281.83                | \$ -                     | \$ -                            | \$ 281.83                   | \$ 281.83                            |
| Banks, Jeremy & Michelle Lynn  | 53-08-21-200-015.000-008 |        | 2               | N  | \$ -                    | \$ -                    | \$ -                           | \$ -                       | \$ -                     | \$ -                     | \$ -                            | \$ -                        | \$ -                                 |
| Wolter, Stephen A & Jamieson, Lynn M   | 53-08-16-400-002.000-008 |        | 2               | N  | \$ -                    | \$ -                    | \$ -                           | \$ -                       | \$ -                     | \$ -                     | \$ -                            | \$ -                        | \$ -                                 |
| Curruchiche, Tania E   | 53-08-16-400-003.000-008 |        | 2               | N  | \$ -                    | \$ -                    | \$ -                           | \$ -                       | \$ -                     | \$ -                     | \$ -                            | \$ -                        | \$ -                                 |
| Clear Creek Christian Church Inc   | 53-08-20-400-023.000-008 |        | 2               | N  | \$ -                    | \$ -                    | \$ -                           | \$ -                       | \$ -                     | \$ 174.31                | \$ -                            | \$ 174.31                   | \$ 174.31                            |
| Goodpaster, David W & Samantha C   | 53-08-21-200-055.000-008 |        | 2               | N  | \$ -                    | \$ -                    | \$ -                           | \$ -                       | \$ -                     | \$ -                     | \$ -                            | \$ -                        | \$ -                                 |
| Vanosdol, James D. & Judith  | 53-08-21-100-044.000-008 |        | 2               | N  | \$ -                    | \$ -                    | \$ -                           | \$ -                       | \$ 114.15                | \$ -                     | \$ -                            | \$ 114.15                   | \$ 114.15                            |

# City of Bloomington

## Area #2: South-East Annexation Area - Circuit Breaker Impacts Analysis



| Owner Name   | Parcel #                 | Waiver | Annexation Area | AG | Pre-Annex 1% CB Credits | Pre-Annex 2% CB Credits | Pre-Annex 65 & Over CB Credits | Pre-Annex Total CB Credits | Post-Annex 1% CB Credits | Post-Annex 2% CB Credits | Post-Annex 65 & Over CB Credits | Post-Annex Total CB Credits | Total Post-Annex CB Credits Increase |
|--|--------------------------|--------|-----------------|----|-------------------------|-------------------------|--------------------------------|----------------------------|--------------------------|--------------------------|---------------------------------|-----------------------------|--------------------------------------|
| Mears, Brian C   | 53-08-21-100-033.000-008 | 2261   | 2               | N  | \$ -                    | \$ -                    | \$ -                           | \$ -                       | \$ -                     | \$ 187.59                | \$ -                            | \$ 187.59                   | \$ 187.59                            |
| Birdsong, Valerie  | 53-08-20-400-065.000-008 |        | 2               | N  | \$ -                    | \$ -                    | \$ -                           | \$ -                       | \$ -                     | \$ -                     | \$ -                            | \$ -                        | \$ -                                 |
| Hoffmeister, Datha N                                       | 53-08-11-101-053.000-008 | 1482   | 2               | N  | \$ -                    | \$ -                    | \$ -                           | \$ -                       | \$ -                     | \$ -                     | \$ -                            | \$ -                        | \$ -                                 |
| Mears, Brian   | 53-08-21-100-100.000-008 |        | 2               | N  | \$ -                    | \$ -                    | \$ -                           | \$ -                       | \$ -                     | \$ 331.55                | \$ -                            | \$ 331.55                   | \$ 331.55                            |
| Oyler, Mark D & Stephanie L                                | 53-08-14-103-005.000-008 |        | 2               | N  | \$ -                    | \$ -                    | \$ -                           | \$ -                       | \$ 279.34                | \$ -                     | \$ -                            | \$ 279.34                   | \$ 279.34                            |
| Whiteman, Sarah; Meyer, Marcus                             | 53-08-16-300-031.000-008 |        | 2               | N  | \$ -                    | \$ -                    | \$ -                           | \$ -                       | \$ 22.24                 | \$ -                     | \$ -                            | \$ 22.24                    | \$ 22.24                             |
| Langley, Denise & Hillenburg, Dennis                       | 53-08-21-301-083.000-008 |        | 2               | N  | \$ -                    | \$ -                    | \$ -                           | \$ -                       | \$ -                     | \$ 188.22                | \$ -                            | \$ 188.22                   | \$ 188.22                            |
| Eurton Properties LLC                                      | 53-08-21-301-034.000-008 |        | 2               | N  | \$ -                    | \$ -                    | \$ -                           | \$ -                       | \$ -                     | \$ -                     | \$ -                            | \$ -                        | \$ -                                 |
| Eurton Properties LLC                                      | 53-08-21-301-033.000-008 |        | 2               | N  | \$ -                    | \$ -                    | \$ -                           | \$ -                       | \$ -                     | \$ -                     | \$ -                            | \$ -                        | \$ -                                 |
| Eurton Properties LLC                                      | 53-08-21-301-073.000-008 |        | 2               | N  | \$ -                    | \$ -                    | \$ -                           | \$ -                       | \$ -                     | \$ -                     | \$ -                            | \$ -                        | \$ -                                 |
| Langley, Denise & Hillenburg, Dennis                       | 53-08-21-301-021.000-008 |        | 2               | N  | \$ -                    | \$ -                    | \$ -                           | \$ -                       | \$ -                     | \$ 194.12                | \$ -                            | \$ 194.12                   | \$ 194.12                            |
| Eurton Properties LLC                                      | 53-08-21-301-029.000-008 |        | 2               | N  | \$ -                    | \$ -                    | \$ -                           | \$ -                       | \$ -                     | \$ -                     | \$ -                            | \$ -                        | \$ -                                 |
| Cowden, Donald L Revocable Trust                           | 53-08-21-300-070.000-008 |        | 2               | N  | \$ -                    | \$ -                    | \$ -                           | \$ -                       | \$ -                     | \$ 1,172.11              | \$ -                            | \$ 1,172.11                 | \$ 1,172.11                          |
| Cowden, Rowena Revocable Living Trust                      | 53-08-21-300-071.000-008 |        | 2               | N  | \$ -                    | \$ -                    | \$ -                           | \$ -                       | \$ -                     | \$ -                     | \$ -                            | \$ -                        | \$ -                                 |
| Cox, Wm P & Thelma C                                       | 53-08-14-100-033.000-008 |        | 2               | N  | \$ -                    | \$ -                    | \$ -                           | \$ -                       | \$ -                     | \$ -                     | \$ -                            | \$ -                        | \$ -                                 |
| Crain, Mark II & Eileen U                                  | 53-08-14-100-005.000-008 |        | 2               | N  | \$ -                    | \$ -                    | \$ -                           | \$ -                       | \$ 283.49                | \$ -                     | \$ -                            | \$ 283.49                   | \$ 283.49                            |
| Farrand, Bruce G   | 53-08-21-100-128.000-008 | 2495   | 2               | N  | \$ -                    | \$ -                    | \$ -                           | \$ -                       | \$ -                     | \$ -                     | \$ -                            | \$ -                        | \$ -                                 |
| Ford, Eric & Emma  | 53-08-29-100-019.000-008 | 1500   | 2               | N  | \$ -                    | \$ -                    | \$ -                           | \$ -                       | \$ -                     | \$ -                     | \$ -                            | \$ -                        | \$ -                                 |
| Gaal, Christopher & Florini, Beth E                        | 53-08-15-300-005.000-008 |        | 2               | N  | \$ -                    | \$ -                    | \$ -                           | \$ -                       | \$ 296.31                | \$ -                     | \$ -                            | \$ 296.31                   | \$ 296.31                            |
| YFD LLC  | 53-08-15-400-001.000-008 |        | 2               | N  | \$ -                    | \$ -                    | \$ -                           | \$ -                       | \$ -                     | \$ -                     | \$ -                            | \$ -                        | \$ -                                 |
| Sherwood Realty LLC  | 53-08-15-400-013.000-008 | 2029   | 2               | N  | \$ -                    | \$ -                    | \$ -                           | \$ -                       | \$ -                     | \$ -                     | \$ -                            | \$ -                        | \$ -                                 |
| Meadowcreek LLC  | 53-08-15-100-008.000-008 | 2029   | 2               | N  | \$ -                    | \$ -                    | \$ -                           | \$ -                       | \$ -                     | \$ 7,565.49              | \$ -                            | \$ 7,565.49                 | \$ 7,565.49                          |
| Meadowcreek LLC  | 53-08-15-100-007.000-008 | 2029   | 2               | N  | \$ -                    | \$ -                    | \$ -                           | \$ -                       | \$ -                     | \$ 6,267.97              | \$ -                            | \$ 6,267.97                 | \$ 6,267.97                          |
| Meadowcreek LLC  | 53-08-14-200-051.000-008 | 2029   | 2               | N  | \$ -                    | \$ -                    | \$ -                           | \$ -                       | \$ -                     | \$ -                     | \$ -                            | \$ -                        | \$ -                                 |
| Meadowcreek LLC  | 53-01-40-442-506.000-008 | 2029   | 2               | N  | \$ -                    | \$ -                    | \$ -                           | \$ -                       | \$ -                     | \$ 4,669.68              | \$ -                            | \$ 4,669.68                 | \$ 4,669.68                          |
| Meadowcreek LLC  | 53-08-14-200-058.000-008 | 2029   | 2               | N  | \$ -                    | \$ -                    | \$ -                           | \$ -                       | \$ -                     | \$ 1,423.56              | \$ -                            | \$ 1,423.56                 | \$ 1,423.56                          |
| Reed, Austin B   | 53-08-14-200-007.000-008 | 2029   | 2               | N  | \$ -                    | \$ -                    | \$ -                           | \$ -                       | \$ 440.40                | \$ -                     | \$ -                            | \$ 440.40                   | \$ 440.40                            |
| Macklin, Paul & Angela M                                   | 53-08-14-200-008.000-008 | 2029   | 2               | N  | \$ -                    | \$ -                    | \$ -                           | \$ -                       | \$ 509.95                | \$ -                     | \$ -                            | \$ 509.95                   | \$ 509.95                            |
| City of Bloomington, Indiana, Board of Park Commissioners  | 53-01-40-442-510.000-008 | 2029   | 2               | N  | \$ -                    | \$ -                    | \$ -                           | \$ -                       | \$ -                     | \$ -                     | \$ -                            | \$ -                        | \$ -                                 |
| Lopez, Marco; Jimenez, Melissa                             | 53-08-14-200-044.000-008 | 2029   | 2               | N  | \$ -                    | \$ -                    | \$ -                           | \$ -                       | \$ 500.86                | \$ -                     | \$ -                            | \$ 500.86                   | \$ 500.86                            |
| Payne, Michael W   | 53-08-14-200-057.000-008 | 2029   | 2               | N  | \$ -                    | \$ -                    | \$ -                           | \$ -                       | \$ 450.34                | \$ -                     | \$ -                            | \$ 450.34                   | \$ 450.34                            |
| Trailblazer Real Estate Development Inc                    | 53-08-14-200-035.000-008 | 2029   | 2               | N  | \$ -                    | \$ -                    | \$ -                           | \$ -                       | \$ 352.21                | \$ -                     | \$ -                            | \$ 352.21                   | \$ 352.21                            |
| Novak, David A & Kathryn A W                               | 53-08-14-200-034.000-008 | 2029   | 2               | N  | \$ -                    | \$ -                    | \$ -                           | \$ -                       | \$ 671.43                | \$ -                     | \$ -                            | \$ 671.43                   | \$ 671.43                            |
| Gater, Jason C & Kimberly K                                | 53-08-14-200-025.000-008 | 2029   | 2               | N  | \$ -                    | \$ -                    | \$ -                           | \$ -                       | \$ 690.90                | \$ -                     | \$ -                            | \$ 690.90                   | \$ 690.90                            |
| Martel, Hilary F & Hartzell R                              | 53-08-14-200-024.000-008 | 2029   | 2               | N  | \$ -                    | \$ -                    | \$ -                           | \$ -                       | \$ 836.34                | \$ -                     | \$ -                            | \$ 836.34                   | \$ 836.34                            |
| Borhi, La'szlo & Borhine', Csilla To'th                    | 53-08-14-200-028.000-008 | 2029   | 2               | N  | \$ -                    | \$ -                    | \$ -                           | \$ -                       | \$ 566.68                | \$ -                     | \$ -                            | \$ 566.68                   | \$ 566.68                            |
| Jacobs, Larry J. & Nancy                                   | 53-08-14-100-015.000-008 |        | 2               | N  | \$ -                    | \$ -                    | \$ -                           | \$ -                       | \$ 220.56                | \$ -                     | \$ -                            | \$ 220.56                   | \$ 220.56                            |
| Harris, Marla  | 53-08-21-301-069.000-008 |        | 2               | N  | \$ -                    | \$ -                    | \$ -                           | \$ -                       | \$ 20.98                 | \$ -                     | \$ -                            | \$ 20.98                    | \$ 20.98                             |
| Harris, Marla  | 53-08-21-300-053.000-008 |        | 2               | N  | \$ -                    | \$ -                    | \$ -                           | \$ -                       | \$ -                     | \$ -                     | \$ -                            | \$ -                        | \$ -                                 |
| Sowder, Michael J & Kimberly H                             | 53-08-21-300-003.000-008 |        | 2               | N  | \$ -                    | \$ -                    | \$ -                           | \$ -                       | \$ -                     | \$ 259.88                | \$ -                            | \$ 259.88                   | \$ 259.88                            |
| Sowder, Kimberly H; Hankins, Michael J & Hankins, Blaine R | 53-08-21-300-002.000-008 |        | 2               | N  | \$ -                    | \$ -                    | \$ -                           | \$ -                       | \$ -                     | \$ -                     | \$ -                            | \$ -                        | \$ -                                 |
| Armstrong, April Lynne; Cote, Susan Elaine                 | 53-08-01-400-054.000-008 | 1526   | 2               | N  | \$ -                    | \$ -                    | \$ -                           | \$ -                       | \$ 649.08                | \$ -                     | \$ -                            | \$ 649.08                   | \$ 649.08                            |



# City of Bloomington

## Area #2: South-East Annexation Area - Circuit Breaker Impacts Analysis



| Owner Name  | Parcel #                 | Waiver | Annexation Area | AG | Pre-Annex 1% CB Credits | Pre-Annex 2% CB Credits | Pre-Annex 65 & Over CB Credits | Pre-Annex Total CB Credits | Post-Annex 1% CB Credits | Post-Annex 2% CB Credits | Post-Annex 65 & Over CB Credits | Post-Annex Total CB Credits | Total Post-Annex CB Credits Increase |
|---|--------------------------|--------|-----------------|----|-------------------------|-------------------------|--------------------------------|----------------------------|--------------------------|--------------------------|---------------------------------|-----------------------------|--------------------------------------|
| Lewis, Jared C & Brooke R Anderson                | 53-08-01-400-057.000-008 | 1526   | 2               | N  | \$ -                    | \$ -                    | \$ -                           | \$ -                       | \$ 560.47                | \$ -                     | \$ -                            | \$ 560.47                   | \$ 560.47                            |
| McMinn, Beth A                                    | 53-08-01-400-020.000-008 | 2406   | 2               | N  | \$ -                    | \$ -                    | \$ -                           | \$ -                       | \$ 627.12                | \$ -                     | \$ -                            | \$ 627.12                   | \$ 627.12                            |
| Sui, Liwei  | 53-08-01-400-065.000-008 | 1526   | 2               | N  | \$ -                    | \$ -                    | \$ -                           | \$ -                       | \$ 617.19                | \$ -                     | \$ -                            | \$ 617.19                   | \$ 617.19                            |
| McCrorry, Martin A                                | 53-08-01-400-029.000-008 | 1526   | 2               | N  | \$ -                    | \$ -                    | \$ -                           | \$ -                       | \$ 570.41                | \$ -                     | \$ -                            | \$ 570.41                   | \$ 570.41                            |
| Vidali, Ari A & Fatima                            | 53-08-01-400-097.000-008 | 1526   | 2               | N  | \$ -                    | \$ -                    | \$ -                           | \$ -                       | \$ 613.47                | \$ -                     | \$ -                            | \$ 613.47                   | \$ 613.47                            |
| Diprimio, Peter D & Cynthia                       | 53-08-01-400-067.000-008 | 1526   | 2               | N  | \$ -                    | \$ -                    | \$ -                           | \$ -                       | \$ 623.41                | \$ -                     | \$ -                            | \$ 623.41                   | \$ 623.41                            |
| Carter, Christopher & Palmer, Sara                | 53-08-01-400-007.000-008 | 1526   | 2               | N  | \$ -                    | \$ -                    | \$ -                           | \$ -                       | \$ 934.76                | \$ -                     | \$ -                            | \$ 934.76                   | \$ 934.76                            |
| True, James S & Keith, Rebecca A                  | 53-08-01-400-024.000-008 | 1526   | 2               | N  | \$ -                    | \$ -                    | \$ -                           | \$ -                       | \$ 615.13                | \$ -                     | \$ -                            | \$ 615.13                   | \$ 615.13                            |
| Rudolph, Kimberly S                               | 53-08-01-400-047.000-008 | 1526   | 2               | N  | \$ -                    | \$ -                    | \$ -                           | \$ -                       | \$ 387.41                | \$ -                     | \$ -                            | \$ 387.41                   | \$ 387.41                            |
| Crupper, John K & Sarah S                         | 53-08-01-400-025.000-008 | 1526   | 2               | N  | \$ -                    | \$ -                    | \$ -                           | \$ -                       | \$ 379.54                | \$ -                     | \$ -                            | \$ 379.54                   | \$ 379.54                            |
| Sears, Sharon A                                   | 53-08-01-400-021.000-008 | 1526   | 2               | N  | \$ -                    | \$ -                    | \$ -                           | \$ -                       | \$ 319.50                | \$ -                     | \$ -                            | \$ 319.50                   | \$ 319.50                            |
| Chen, Shu Chun                                    | 53-08-01-400-062.000-008 | 1526   | 2               | N  | \$ -                    | \$ -                    | \$ -                           | \$ -                       | \$ 402.73                | \$ -                     | \$ -                            | \$ 402.73                   | \$ 402.73                            |
| Hammond, Laura L                                  | 53-08-21-301-004.000-008 |        | 2               | N  | \$ -                    | \$ -                    | \$ -                           | \$ -                       | \$ -                     | \$ -                     | \$ -                            | \$ -                        | \$ -                                 |
| Hoover, Jessica M & Daniel K                      | 53-08-14-104-001.000-008 |        | 2               | N  | \$ -                    | \$ -                    | \$ -                           | \$ -                       | \$ 287.22                | \$ -                     | \$ -                            | \$ 287.22                   | \$ 287.22                            |
| Spicer Rentals LLC                                | 53-08-20-400-097.000-008 |        | 2               | N  | \$ -                    | \$ -                    | \$ -                           | \$ -                       | \$ -                     | \$ 91.48                 | \$ -                            | \$ 91.48                    | \$ 91.48                             |
| Spicer Rentals LLC                                | 53-08-20-400-004.000-008 |        | 2               | N  | \$ -                    | \$ -                    | \$ -                           | \$ -                       | \$ -                     | \$ -                     | \$ -                            | \$ -                        | \$ -                                 |
| Owen County State Bank                            | 53-08-21-200-115.000-008 | 2517   | 2               | N  | \$ -                    | \$ -                    | \$ -                           | \$ -                       | \$ -                     | \$ 240.70                | \$ -                            | \$ 240.70                   | \$ 240.70                            |
| Huntington, Nancy A Trust, Monroe Bank, Trustee   | 53-08-12-100-005.000-008 |        | 2               | Y  | \$ -                    | \$ -                    | \$ -                           | \$ -                       | \$ -                     | \$ -                     | \$ -                            | \$ -                        | \$ -                                 |
| Huntington, Thomas A Trust, Monroe Bank, Trustee  | 53-08-12-100-002.000-008 |        | 2               | Y  | \$ -                    | \$ -                    | \$ -                           | \$ -                       | \$ -                     | \$ -                     | \$ -                            | \$ -                        | \$ -                                 |
| Huntington, Nancy A Trust, Monroe Bank, Trustee   | 53-08-12-100-001.000-008 |        | 2               | Y  | \$ -                    | \$ -                    | \$ -                           | \$ -                       | \$ -                     | \$ -                     | \$ -                            | \$ -                        | \$ -                                 |
| Huntington, Thomas A Trust, Monroe Bank, Trustee  | 53-08-12-100-004.000-008 |        | 2               | Y  | \$ -                    | \$ -                    | \$ -                           | \$ -                       | \$ -                     | \$ -                     | \$ -                            | \$ -                        | \$ -                                 |
| City Of Bloomington Utilities                     | 53-08-21-400-057.000-008 |        | 2               | N  | \$ -                    | \$ -                    | \$ -                           | \$ -                       | \$ -                     | \$ -                     | \$ -                            | \$ -                        | \$ -                                 |
| Reeves, Stanley R                                 | 53-08-21-400-007.000-008 |        | 2               | N  | \$ -                    | \$ -                    | \$ -                           | \$ -                       | \$ -                     | \$ -                     | \$ -                            | \$ -                        | \$ -                                 |
| Hays, Terry                                       | 53-08-14-100-020.000-008 |        | 2               | N  | \$ -                    | \$ -                    | \$ -                           | \$ -                       | \$ 102.56                | \$ -                     | \$ -                            | \$ 102.56                   | \$ 102.56                            |
| Apple, Michael D                                  | 53-08-14-300-012.000-008 |        | 2               | N  | \$ -                    | \$ -                    | \$ -                           | \$ -                       | \$ 713.66                | \$ -                     | \$ -                            | \$ 713.66                   | \$ 713.66                            |
| Five Bamboos Holding Company LLC                  | 53-08-21-200-117.000-008 | 2254   | 2               | N  | \$ -                    | \$ -                    | \$ -                           | \$ -                       | \$ -                     | \$ -                     | \$ -                            | \$ -                        | \$ -                                 |
| Huntington, Nancy A Trust, Monroe Bank, Trustee   | 53-08-12-200-001.000-008 |        | 2               | Y  | \$ -                    | \$ -                    | \$ -                           | \$ -                       | \$ -                     | \$ -                     | \$ -                            | \$ -                        | \$ -                                 |
| Baugh, Ned T & Robinson, Kristi                   | 53-08-20-400-039.000-008 | 2513   | 2               | N  | \$ -                    | \$ -                    | \$ -                           | \$ -                       | \$ -                     | \$ 186.00                | \$ -                            | \$ 186.00                   | \$ 186.00                            |
| Riggins, Mark W. & Diane J.                       | 53-08-21-300-051.000-008 |        | 2               | N  | \$ -                    | \$ -                    | \$ -                           | \$ -                       | \$ 16.44                 | \$ -                     | \$ -                            | \$ 16.44                    | \$ 16.44                             |
| Karnegis, Janice L                                | 53-08-21-200-017.000-008 |        | 2               | N  | \$ -                    | \$ -                    | \$ -                           | \$ -                       | \$ -                     | \$ -                     | \$ -                            | \$ -                        | \$ -                                 |
| Kerr, Madaleine Clara & James Mark                | 53-08-20-400-001.000-008 | 1390   | 2               | N  | \$ -                    | \$ -                    | \$ -                           | \$ -                       | \$ 198.20                | \$ -                     | \$ -                            | \$ 198.20                   | \$ 198.20                            |
| Harris, Mary Elisabeth & Johnston, James Clark IV | 53-08-14-107-001.000-008 |        | 2               | N  | \$ -                    | \$ -                    | \$ -                           | \$ -                       | \$ -                     | \$ -                     | \$ -                            | \$ -                        | \$ -                                 |
| Bunch, Hannah C & Landon A                        | 53-08-20-400-107.000-008 | 1689   | 2               | N  | \$ -                    | \$ -                    | \$ -                           | \$ -                       | \$ 61.57                 | \$ -                     | \$ -                            | \$ 61.57                    | \$ 61.57                             |
| McKenzie, Stephanie L                             | 53-08-20-400-113.000-008 | 2043   | 2               | N  | \$ -                    | \$ -                    | \$ -                           | \$ -                       | \$ -                     | \$ 402.58                | \$ -                            | \$ 402.58                   | \$ 402.58                            |
| Williams, James & Claudia                         | 53-08-20-400-114.000-008 | 1736   | 2               | N  | \$ -                    | \$ -                    | \$ -                           | \$ -                       | \$ 40.04                 | \$ -                     | \$ -                            | \$ 40.04                    | \$ 40.04                             |
| Helewa, Zaki                                      | 53-08-20-400-110.000-008 | 2135   | 2               | N  | \$ -                    | \$ -                    | \$ -                           | \$ -                       | \$ 353.45                | \$ -                     | \$ -                            | \$ 353.45                   | \$ 353.45                            |
| Thurston, Joshua M & Erin E                       | 53-08-20-400-108.000-008 | 1675   | 2               | N  | \$ -                    | \$ -                    | \$ -                           | \$ -                       | \$ 249.53                | \$ -                     | \$ -                            | \$ 249.53                   | \$ 249.53                            |
| Unroe, James Russell                              | 53-08-20-400-112.000-008 | 1968   | 2               | N  | \$ -                    | \$ -                    | \$ -                           | \$ -                       | \$ 157.21                | \$ -                     | \$ -                            | \$ 157.21                   | \$ 157.21                            |
| Havranek, Kathryn M                               | 53-08-20-400-120.000-008 | 2099   | 2               | N  | \$ -                    | \$ -                    | \$ -                           | \$ -                       | \$ 350.98                | \$ -                     | \$ -                            | \$ 350.98                   | \$ 350.98                            |
| Patrick, Eric R                                   | 53-08-20-400-109.000-008 |        | 2               | N  | \$ -                    | \$ -                    | \$ -                           | \$ -                       | \$ 258.64                | \$ -                     | \$ -                            | \$ 258.64                   | \$ 258.64                            |
| Couch, Lynda M                                    | 53-08-20-400-124.000-008 | 1691   | 2               | N  | \$ -                    | \$ -                    | \$ -                           | \$ -                       | \$ 218.90                | \$ -                     | \$ -                            | \$ 218.90                   | \$ 218.90                            |



# City of Bloomington

## Area #2: South-East Annexation Area - Circuit Breaker Impacts Analysis



| Owner Name                                    | Parcel #                 | Waiver | Annexation Area | AG | Pre-Annex 1% CB Credits | Pre-Annex 2% CB Credits | Pre-Annex 65 & Over CB Credits | Pre-Annex Total CB Credits | Post-Annex 1% CB Credits | Post-Annex 2% CB Credits | Post-Annex 65 & Over CB Credits | Post-Annex Total CB Credits | Total Post-Annex CB Credits Increase |
|---|--------------------------|--------|-----------------|----|-------------------------|-------------------------|--------------------------------|----------------------------|--------------------------|--------------------------|---------------------------------|-----------------------------|--------------------------------------|
| Younger, Matthew R & Melissa Marie            | 53-08-20-400-024.000-008 | 1690   | 2               | N  | \$ -                    | \$ -                    | \$ -                           | \$ -                       | \$ 94.28                 | \$ -                     | \$ -                            | \$ 94.28                    | \$ 94.28                             |
| Dabrowski, Andrew                             | 53-08-20-400-016.000-008 | 1814   | 2               | N  | \$ -                    | \$ -                    | \$ -                           | \$ -                       | \$ 273.97                | \$ -                     | \$ -                            | \$ 273.97                   | \$ 273.97                            |
| Prihoda, John K & Virginia L                  | 53-08-20-400-088.000-008 | 2070   | 2               | N  | \$ -                    | \$ -                    | \$ -                           | \$ -                       | \$ 287.22                | \$ -                     | \$ -                            | \$ 287.22                   | \$ 287.22                            |
| Lish, Jacob M                                 | 53-08-20-400-104.000-008 | 2070   | 2               | N  | \$ -                    | \$ -                    | \$ -                           | \$ -                       | \$ 173.39                | \$ -                     | \$ -                            | \$ 173.39                   | \$ 173.39                            |
| Raad, Rhonda J                                | 53-08-20-400-021.000-008 | 2398   | 2               | N  | \$ -                    | \$ -                    | \$ -                           | \$ -                       | \$ 65.30                 | \$ -                     | \$ -                            | \$ 65.30                    | \$ 65.30                             |
| Richardson, Colette L Revocable Living Trust  | 53-08-20-400-091.000-008 | 1451   | 2               | N  | \$ -                    | \$ -                    | \$ -                           | \$ -                       | \$ 68.88                 | \$ -                     | \$ -                            | \$ 68.88                    | \$ 68.88                             |
| Johnson, Michael R & Connie S                 | 53-08-20-400-105.000-008 |        | 2               | N  | \$ -                    | \$ -                    | \$ -                           | \$ -                       | \$ -                     | \$ -                     | \$ -                            | \$ -                        | \$ -                                 |
| Underwood, Christopher R & Jessica            | 53-08-20-400-018.000-008 |        | 2               | N  | \$ -                    | \$ -                    | \$ -                           | \$ -                       | \$ -                     | \$ -                     | \$ -                            | \$ -                        | \$ -                                 |
| AMH 2014-2 Borrower, LLC                      | 53-08-20-400-090.000-008 |        | 2               | N  | \$ -                    | \$ -                    | \$ -                           | \$ -                       | \$ -                     | \$ 399.41                | \$ -                            | \$ 399.41                   | \$ 399.41                            |
| Becker, Megan Mae                             | 53-08-20-400-117.000-008 |        | 2               | N  | \$ -                    | \$ -                    | \$ -                           | \$ -                       | \$ 38.38                 | \$ -                     | \$ -                            | \$ 38.38                    | \$ 38.38                             |
| Corwin, Mason J & April A                     | 53-08-20-400-115.000-008 |        | 2               | N  | \$ -                    | \$ -                    | \$ -                           | \$ -                       | \$ 81.85                 | \$ -                     | \$ -                            | \$ 81.85                    | \$ 81.85                             |
| Wright, Joseph William                        | 53-08-20-400-116.000-008 |        | 2               | N  | \$ -                    | \$ -                    | \$ -                           | \$ -                       | \$ -                     | \$ 353.08                | \$ -                            | \$ 353.08                   | \$ 353.08                            |
| Ward, Joe Dean & Dena Danette                 | 53-08-20-400-121.000-008 |        | 2               | N  | \$ -                    | \$ -                    | \$ -                           | \$ -                       | \$ 154.72                | \$ -                     | \$ -                            | \$ 154.72                   | \$ 154.72                            |
| McGaha, Ben & Sara                            | 53-08-14-103-002.000-008 |        | 2               | N  | \$ -                    | \$ -                    | \$ -                           | \$ -                       | \$ 73.58                 | \$ -                     | \$ -                            | \$ 73.58                    | \$ 73.58                             |
| Orrego, Juan M                                | 53-08-11-101-027.000-008 |        | 2               | N  | \$ -                    | \$ -                    | \$ -                           | \$ -                       | \$ -                     | \$ 209.09                | \$ -                            | \$ 209.09                   | \$ 209.09                            |
| Power, Stephanie Sue; Robertson, Gary Russell | 53-08-01-400-014.000-008 |        | 2               | N  | \$ -                    | \$ -                    | \$ -                           | \$ -                       | \$ -                     | \$ 346.09                | \$ -                            | \$ 346.09                   | \$ 346.09                            |
| Orrego, Juan M                                | 53-08-11-101-041.000-008 |        | 2               | N  | \$ -                    | \$ -                    | \$ -                           | \$ -                       | \$ -                     | \$ -                     | \$ -                            | \$ -                        | \$ -                                 |
| Mathews, Nancy M & Ingrid R Montecino         | 53-08-11-101-016.000-008 |        | 2               | N  | \$ -                    | \$ -                    | \$ -                           | \$ -                       | \$ -                     | \$ -                     | \$ -                            | \$ -                        | \$ -                                 |
| Mathews, Nancy M & Ingrid R Montecino         | 53-08-11-101-017.000-008 |        | 2               | N  | \$ -                    | \$ -                    | \$ -                           | \$ -                       | \$ -                     | \$ -                     | \$ -                            | \$ -                        | \$ -                                 |
| Orrego, Juan M                                | 53-08-11-101-045.000-008 |        | 2               | N  | \$ -                    | \$ -                    | \$ -                           | \$ -                       | \$ -                     | \$ -                     | \$ -                            | \$ -                        | \$ -                                 |
| Orrego, Juan M                                | 53-08-11-101-020.000-008 |        | 2               | N  | \$ -                    | \$ -                    | \$ -                           | \$ -                       | \$ -                     | \$ -                     | \$ -                            | \$ -                        | \$ -                                 |
| Orrego, Juan M                                | 53-08-11-101-060.000-008 |        | 2               | N  | \$ -                    | \$ -                    | \$ -                           | \$ -                       | \$ -                     | \$ -                     | \$ -                            | \$ -                        | \$ -                                 |
| Orrego, Juan M                                | 53-08-11-101-043.000-008 |        | 2               | N  | \$ -                    | \$ -                    | \$ -                           | \$ -                       | \$ -                     | \$ -                     | \$ -                            | \$ -                        | \$ -                                 |
| Orrego, Juan M                                | 53-08-11-101-037.000-008 |        | 2               | N  | \$ -                    | \$ -                    | \$ -                           | \$ -                       | \$ -                     | \$ -                     | \$ -                            | \$ -                        | \$ -                                 |
| Orrego, Juan M                                | 53-08-11-101-042.000-008 |        | 2               | N  | \$ -                    | \$ -                    | \$ -                           | \$ -                       | \$ -                     | \$ -                     | \$ -                            | \$ -                        | \$ -                                 |
| Orrego, Juan M                                | 53-08-11-101-019.000-008 |        | 2               | N  | \$ -                    | \$ -                    | \$ -                           | \$ -                       | \$ -                     | \$ -                     | \$ -                            | \$ -                        | \$ -                                 |
| Orrego, Juan M                                | 53-08-11-101-047.000-008 |        | 2               | N  | \$ -                    | \$ -                    | \$ -                           | \$ -                       | \$ -                     | \$ -                     | \$ -                            | \$ -                        | \$ -                                 |
| Robertson, Stephen L. & Rita J                | 53-08-14-107-012.000-008 |        | 2               | N  | \$ -                    | \$ -                    | \$ -                           | \$ -                       | \$ 242.50                | \$ -                     | \$ -                            | \$ 242.50                   | \$ 242.50                            |
| Williams, Wyatt K & Danielle P                | 53-08-20-400-022.000-008 |        | 2               | N  | \$ -                    | \$ -                    | \$ -                           | \$ -                       | \$ -                     | \$ -                     | \$ -                            | \$ -                        | \$ -                                 |
| Wallace, Janet P                              | 53-08-14-102-009.000-008 |        | 2               | N  | \$ -                    | \$ -                    | \$ -                           | \$ -                       | \$ -                     | \$ -                     | \$ -                            | \$ -                        | \$ -                                 |
| Johnson, Jeffrey W & Melanie P                | 53-08-14-100-001.000-008 |        | 2               | N  | \$ -                    | \$ -                    | \$ -                           | \$ -                       | \$ -                     | \$ -                     | \$ -                            | \$ -                        | \$ -                                 |
| Nelson, Japeth & Ashlee                       | 53-08-14-106-008.000-008 |        | 2               | N  | \$ -                    | \$ -                    | \$ -                           | \$ -                       | \$ 2.25                  | \$ -                     | \$ -                            | \$ 2.25                     | \$ 2.25                              |
| Bumbalough, Richard D                         | 53-08-14-106-006.000-008 |        | 2               | N  | \$ -                    | \$ -                    | \$ -                           | \$ -                       | \$ 425.08                | \$ -                     | \$ -                            | \$ 425.08                   | \$ 425.08                            |
| Walker, James M & Catherine F                 | 53-08-14-106-005.000-008 |        | 2               | N  | \$ -                    | \$ -                    | \$ -                           | \$ -                       | \$ 331.11                | \$ -                     | \$ -                            | \$ 331.11                   | \$ 331.11                            |
| Eberle, Thomas R. & Nancy Hyde                | 53-08-14-106-004.000-008 |        | 2               | N  | \$ -                    | \$ -                    | \$ -                           | \$ -                       | \$ 225.53                | \$ -                     | \$ -                            | \$ 225.53                   | \$ 225.53                            |
| Causseaux, Lacey E                            | 53-08-14-106-009.000-008 |        | 2               | N  | \$ -                    | \$ -                    | \$ -                           | \$ -                       | \$ 684.68                | \$ -                     | \$ -                            | \$ 684.68                   | \$ 684.68                            |
| McCoy, William & Linda                        | 53-08-23-100-003.000-008 |        | 2               | N  | \$ -                    | \$ -                    | \$ -                           | \$ -                       | \$ 64.04                 | \$ -                     | \$ -                            | \$ 64.04                    | \$ 64.04                             |
| Marrs, David L & Donna L                      | 53-08-23-100-005.000-008 |        | 2               | N  | \$ -                    | \$ -                    | \$ -                           | \$ -                       | \$ -                     | \$ -                     | \$ -                            | \$ -                        | \$ -                                 |
| Westrich, Bradford & Kathryn M Benavidez      | 53-08-21-200-018.000-008 |        | 2               | N  | \$ -                    | \$ -                    | \$ -                           | \$ -                       | \$ -                     | \$ -                     | \$ -                            | \$ -                        | \$ -                                 |
| Lane, Regenia Irene                           | 53-08-21-200-112.000-008 |        | 2               | N  | \$ -                    | \$ -                    | \$ -                           | \$ -                       | \$ -                     | \$ -                     | \$ -                            | \$ -                        | \$ -                                 |
| Jallal, Nasir & Koehnlein, Phyllis            | 53-08-01-400-081.000-008 |        | 2               | N  | \$ -                    | \$ -                    | \$ -                           | \$ -                       | \$ -                     | \$ 621.36                | \$ -                            | \$ 621.36                   | \$ 621.36                            |
| Gentry Estates Dev Co Inc                     | 53-08-01-400-177.000-008 | 1526   | 2               | N  | \$ -                    | \$ -                    | \$ -                           | \$ -                       | \$ -                     | \$ -                     | \$ -                            | \$ -                        | \$ -                                 |
| Gentry Estates Dev Co Inc                     | 53-08-01-400-165.000-008 |        | 2               | N  | \$ -                    | \$ -                    | \$ -                           | \$ -                       | \$ -                     | \$ -                     | \$ -                            | \$ -                        | \$ -                                 |
| Michels, Jane                                 | 53-08-11-101-070.000-008 | 1467   | 2               | N  | \$ -                    | \$ -                    | \$ -                           | \$ -                       | \$ -                     | \$ 255.88                | \$ -                            | \$ 255.88                   | \$ 255.88                            |

# City of Bloomington

## Area #2: South-East Annexation Area - Circuit Breaker Impacts Analysis



| Owner Name                                     | Parcel #                 | Waiver | Annexation Area | AG | Pre-Annex 1% CB Credits | Pre-Annex 2% CB Credits | Pre-Annex 65 & Over CB Credits | Pre-Annex Total CB Credits | Post-Annex 1% CB Credits | Post-Annex 2% CB Credits | Post-Annex 65 & Over CB Credits | Post-Annex Total CB Credits | Total Post-Annex CB Credits Increase |
|--|--------------------------|--------|-----------------|----|-------------------------|-------------------------|--------------------------------|----------------------------|--------------------------|--------------------------|---------------------------------|-----------------------------|--------------------------------------|
| Dumas, Jeffrey O.                              | 53-08-21-200-070.000-008 |        | 2               | N  | \$ -                    | \$ -                    | \$ -                           | \$ -                       | \$ -                     | \$ -                     | \$ -                            | \$ -                        | \$ -                                 |
| Yi, Hae Kyong                                  | 53-08-16-400-005.000-008 |        | 2               | N  | \$ -                    | \$ -                    | \$ -                           | \$ -                       | \$ -                     | \$ -                     | \$ -                            | \$ -                        | \$ -                                 |
| Stafford, Charles B & Autymn J                 | 53-08-14-102-006.000-008 |        | 2               | N  | \$ -                    | \$ -                    | \$ -                           | \$ -                       | \$ 59.49                 | \$ -                     | \$ -                            | \$ 59.49                    | \$ 59.49                             |
| Sakura Bloomington Inc                         | 53-08-16-300-042.000-008 |        | 2               | N  | \$ -                    | \$ -                    | \$ -                           | \$ -                       | \$ -                     | \$ 360.84                | \$ -                            | \$ 360.84                   | \$ 360.84                            |
| Rink, Lawrence D                               | 53-08-21-200-121.000-008 |        | 2               | N  | \$ -                    | \$ -                    | \$ -                           | \$ -                       | \$ -                     | \$ 189.48                | \$ -                            | \$ 189.48                   | \$ 189.48                            |
| Heritage Woods Road Assoc. Inc                 | 53-08-01-100-086.000-008 |        | 2               | N  | \$ -                    | \$ -                    | \$ -                           | \$ -                       | \$ -                     | \$ -                     | \$ -                            | \$ -                        | \$ -                                 |
| Habig, Barbara J.                              | 53-08-01-400-013.000-008 |        | 2               | N  | \$ -                    | \$ -                    | \$ -                           | \$ -                       | \$ -                     | \$ -                     | \$ -                            | \$ -                        | \$ -                                 |
| Logsdon, Robert J Living Trust w/life estate   | 53-08-20-400-074.000-008 |        | 2               | N  | \$ -                    | \$ -                    | \$ -                           | \$ -                       | \$ -                     | \$ -                     | \$ -                            | \$ -                        | \$ -                                 |
| BADB LLC                                       | 53-08-20-400-038.000-008 | 1832   | 2               | N  | \$ -                    | \$ -                    | \$ -                           | \$ -                       | \$ -                     | \$ -                     | \$ -                            | \$ -                        | \$ -                                 |
| Schaeuble Investments, LLC                     | 53-08-20-400-010.000-008 | 1832   | 2               | N  | \$ -                    | \$ -                    | \$ -                           | \$ -                       | \$ -                     | \$ -                     | \$ -                            | \$ -                        | \$ -                                 |
| Kumar, Kavya                                   | 53-08-14-200-047.000-008 | 2029   | 2               | N  | \$ -                    | \$ -                    | \$ -                           | \$ -                       | \$ 424.66                | \$ -                     | \$ -                            | \$ 424.66                   | \$ 424.66                            |
| Jeffers, Jeremy A & Melissa L                  | 53-08-14-200-006.000-008 | 2029   | 2               | N  | \$ -                    | \$ -                    | \$ -                           | \$ -                       | \$ 593.60                | \$ -                     | \$ -                            | \$ 593.60                   | \$ 593.60                            |
| Betar, Michael G III & Jeremy L                | 53-08-14-200-018.000-008 | 2029   | 2               | N  | \$ -                    | \$ -                    | \$ -                           | \$ -                       | \$ 535.63                | \$ -                     | \$ -                            | \$ 535.63                   | \$ 535.63                            |
| Scruggs, Amanda                                | 53-08-14-200-050.000-008 | 2029   | 2               | N  | \$ -                    | \$ -                    | \$ -                           | \$ -                       | \$ 562.55                | \$ -                     | \$ -                            | \$ 562.55                   | \$ 562.55                            |
| Dai, Jun                                       | 53-08-14-200-038.000-008 | 2029   | 2               | N  | \$ -                    | \$ -                    | \$ -                           | \$ -                       | \$ -                     | \$ 565.54                | \$ -                            | \$ 565.54                   | \$ 565.54                            |
| Patel, Jignesh H & Dimple K                    | 53-08-14-200-027.000-008 | 2029   | 2               | N  | \$ -                    | \$ -                    | \$ -                           | \$ -                       | \$ 438.33                | \$ -                     | \$ -                            | \$ 438.33                   | \$ 438.33                            |
| Smith, Lauren R & Kenny D                      | 53-08-14-200-030.000-008 | 2029   | 2               | N  | \$ -                    | \$ -                    | \$ -                           | \$ -                       | \$ 699.17                | \$ -                     | \$ -                            | \$ 699.17                   | \$ 699.17                            |
| Talbott, John Sutcliffe Jr & Deleigh B         | 53-08-14-200-033.000-008 | 2029   | 2               | N  | \$ -                    | \$ -                    | \$ -                           | \$ -                       | \$ 705.38                | \$ -                     | \$ -                            | \$ 705.38                   | \$ 705.38                            |
| Brafford, Ward L & Freeda M                    | 53-08-14-200-005.000-008 | 2029   | 2               | N  | \$ -                    | \$ -                    | \$ -                           | \$ -                       | \$ 649.50                | \$ -                     | \$ -                            | \$ 649.50                   | \$ 649.50                            |
| Lobring, Wane M & Rachel C                     | 53-08-14-200-004.000-008 | 2029   | 2               | N  | \$ -                    | \$ -                    | \$ -                           | \$ -                       | \$ 745.95                | \$ -                     | \$ -                            | \$ 745.95                   | \$ 745.95                            |
| Johnson, Dana LU; Zhou, You                    | 53-08-14-200-017.000-008 | 2029   | 2               | N  | \$ -                    | \$ -                    | \$ -                           | \$ -                       | \$ 484.70                | \$ -                     | \$ -                            | \$ 484.70                   | \$ 484.70                            |
| Sedory, Albert L III & Stacy J                 | 53-08-14-200-002.000-008 | 2029   | 2               | N  | \$ -                    | \$ -                    | \$ -                           | \$ -                       | \$ 791.09                | \$ -                     | \$ -                            | \$ 791.09                   | \$ 791.09                            |
| Vuyyuri, Prema S & Saleha B                    | 53-08-14-200-039.000-008 | 2029   | 2               | N  | \$ -                    | \$ -                    | \$ -                           | \$ -                       | \$ 496.70                | \$ -                     | \$ -                            | \$ 496.70                   | \$ 496.70                            |
| Chen, Dingnan & Wang, Lili                     | 53-08-14-200-055.000-008 | 2029   | 2               | N  | \$ -                    | \$ -                    | \$ -                           | \$ -                       | \$ 563.78                | \$ -                     | \$ -                            | \$ 563.78                   | \$ 563.78                            |
| Blackwell, Larry R & Susan E                   | 53-08-14-200-041.000-008 | 2029   | 2               | N  | \$ -                    | \$ -                    | \$ -                           | \$ -                       | \$ 948.83                | \$ -                     | \$ -                            | \$ 948.83                   | \$ 948.83                            |
| Sherwood Realty LLC                            | 53-08-14-200-054.000-008 | 2029   | 2               | N  | \$ -                    | \$ -                    | \$ -                           | \$ -                       | \$ -                     | \$ -                     | \$ -                            | \$ -                        | \$ -                                 |
| Wang, Chuhua; Chen, Cheng                      | 53-08-14-200-037.000-008 | 2029   | 2               | N  | \$ -                    | \$ -                    | \$ -                           | \$ -                       | \$ 814.69                | \$ -                     | \$ -                            | \$ 814.69                   | \$ 814.69                            |
| Christine, Joseph LLC                          | 53-08-14-200-003.000-008 | 2029   | 2               | N  | \$ -                    | \$ -                    | \$ -                           | \$ -                       | \$ -                     | \$ 649.18                | \$ -                            | \$ 649.18                   | \$ 649.18                            |
| Xiao, Jin & Ni, Yun                            | 53-08-14-200-001.000-008 | 2029   | 2               | N  | \$ -                    | \$ -                    | \$ -                           | \$ -                       | \$ 727.74                | \$ -                     | \$ -                            | \$ 727.74                   | \$ 727.74                            |
| Ford, Christine L Revocable Living Trust       | 53-08-14-200-026.000-008 | 2029   | 2               | N  | \$ -                    | \$ -                    | \$ -                           | \$ -                       | \$ 834.15                | \$ -                     | \$ -                            | \$ 834.15                   | \$ 834.15                            |
| McKinley, Lee & Evelyn Maria                   | 53-01-40-442-538.000-008 | 2029   | 2               | N  | \$ -                    | \$ -                    | \$ -                           | \$ -                       | \$ 983.61                | \$ -                     | \$ -                            | \$ 983.61                   | \$ 983.61                            |
| McArdle, Stephen J                             | 53-08-15-400-014.000-008 | 2029   | 2               | N  | \$ -                    | \$ -                    | \$ -                           | \$ -                       | \$ 312.46                | \$ -                     | \$ -                            | \$ 312.46                   | \$ 312.46                            |
| Meadowcreek LLC                                | 53-08-14-200-036.010-008 | 2029   | 2               | N  | \$ -                    | \$ -                    | \$ -                           | \$ -                       | \$ -                     | \$ -                     | \$ -                            | \$ -                        | \$ -                                 |
| Stauffer, Dwight L & Penny J                   | 53-08-01-100-043.000-008 |        | 2               | N  | \$ -                    | \$ -                    | \$ -                           | \$ -                       | \$ 1,017.98              | \$ -                     | \$ -                            | \$ 1,017.98                 | \$ 1,017.98                          |
| Munoz, Daniel J. & Janet M.                    | 53-08-11-101-026.000-008 |        | 2               | N  | \$ -                    | \$ -                    | \$ -                           | \$ -                       | \$ -                     | \$ -                     | \$ -                            | \$ -                        | \$ -                                 |
| Ledon, Willy Revocable Trust                   | 53-08-01-400-063.000-008 | 1526   | 2               | N  | \$ -                    | \$ -                    | \$ -                           | \$ -                       | \$ 420.12                | \$ -                     | \$ -                            | \$ 420.12                   | \$ 420.12                            |
| Taylor, Sharon S                               | 53-08-01-400-061.000-008 | 1526   | 2               | N  | \$ -                    | \$ -                    | \$ -                           | \$ -                       | \$ 401.49                | \$ -                     | \$ -                            | \$ 401.49                   | \$ 401.49                            |
| Moore, Thomas E & Hannah T                     | 53-08-01-400-099.000-008 | 1526   | 2               | N  | \$ -                    | \$ -                    | \$ -                           | \$ -                       | \$ 301.29                | \$ -                     | \$ -                            | \$ 301.29                   | \$ 301.29                            |
| Buczek, Robert W & Patricia J                  | 53-08-01-400-071.000-008 | 1526   | 2               | N  | \$ -                    | \$ -                    | \$ -                           | \$ -                       | \$ 483.88                | \$ -                     | \$ -                            | \$ 483.88                   | \$ 483.88                            |
| Eckert-Hill, Denise M                          | 53-08-01-400-079.000-008 | 1526   | 2               | N  | \$ -                    | \$ -                    | \$ -                           | \$ -                       | \$ 437.10                | \$ -                     | \$ -                            | \$ 437.10                   | \$ 437.10                            |
| Burchell, Janet S & Larry G; Barrow, Elizabeth | 53-08-01-400-046.000-008 | 1526   | 2               | N  | \$ -                    | \$ -                    | \$ -                           | \$ -                       | \$ 338.56                | \$ -                     | \$ -                            | \$ 338.56                   | \$ 338.56                            |
| Blair, Robert E & Marni J                      | 53-08-01-400-100.000-008 | 1526   | 2               | N  | \$ -                    | \$ -                    | \$ -                           | \$ -                       | \$ 740.16                | \$ -                     | \$ -                            | \$ 740.16                   | \$ 740.16                            |
| Vannice, Cathy J                               | 53-01-42-248-240.000-008 | 1526   | 2               | N  | \$ -                    | \$ -                    | \$ -                           | \$ -                       | \$ 524.45                | \$ -                     | \$ -                            | \$ 524.45                   | \$ 524.45                            |
| Shaw, Brian P & Julia T                        | 53-01-42-248-241.000-008 | 1526   | 2               | N  | \$ -                    | \$ -                    | \$ -                           | \$ -                       | \$ 478.07                | \$ -                     | \$ -                            | \$ 478.07                   | \$ 478.07                            |
| Luse, Karen L & Adam A                         | 53-01-42-248-242.000-008 | 1526   | 2               | N  | \$ -                    | \$ -                    | \$ -                           | \$ -                       | \$ 653.63                | \$ -                     | \$ -                            | \$ 653.63                   | \$ 653.63                            |
| Li, Dan & Hu, Zongjun                          | 53-01-42-248-243.000-008 | 1526   | 2               | N  | \$ -                    | \$ -                    | \$ -                           | \$ -                       | \$ 543.49                | \$ -                     | \$ -                            | \$ 543.49                   | \$ 543.49                            |
| Aung, Allen & Marla                            | 53-01-42-248-244.000-008 |        | 2               | N  | \$ -                    | \$ -                    | \$ -                           | \$ -                       | \$ 529.01                | \$ -                     | \$ -                            | \$ 529.01                   | \$ 529.01                            |

# City of Bloomington

## Area #2: South-East Annexation Area - Circuit Breaker Impacts Analysis



| Owner Name                           | Parcel #                 | Waiver | Annexation Area | AG | Pre-Annex 1% CB Credits | Pre-Annex 2% CB Credits | Pre-Annex 65 & Over CB Credits | Pre-Annex Total CB Credits | Post-Annex 1% CB Credits | Post-Annex 2% CB Credits | Post-Annex 65 & Over CB Credits | Post-Annex Total CB Credits | Total Post-Annex CB Credits Increase |
|--------------------------------------|--------------------------|--------|-----------------|----|-------------------------|-------------------------|--------------------------------|----------------------------|--------------------------|--------------------------|---------------------------------|-----------------------------|--------------------------------------|
| Work, Mary Carol Trust W/I/e         | 53-01-42-248-245.000-008 |        | 2               | N  | \$ -                    | \$ -                    | \$ -                           | \$ -                       | \$ 442.48                | \$ -                     | \$ -                            | \$ 442.48                   | \$ 442.48                            |
| Chen, Joe-Chang Roda                 | 53-01-42-248-246.000-008 |        | 2               | N  | \$ -                    | \$ -                    | \$ -                           | \$ -                       | \$ -                     | \$ 556.86                | \$ -                            | \$ 556.86                   | \$ 556.86                            |
| Vass, Robert J & Marlene             | 53-01-42-248-247.000-008 |        | 2               | N  | \$ -                    | \$ -                    | \$ -                           | \$ -                       | \$ 524.86                | \$ -                     | \$ -                            | \$ 524.86                   | \$ 524.86                            |
| Chen, Zhi Chen & Lin, Feng M         | 53-01-42-248-248.000-008 |        | 2               | N  | \$ -                    | \$ -                    | \$ -                           | \$ -                       | \$ 456.14                | \$ -                     | \$ -                            | \$ 456.14                   | \$ 456.14                            |
| Van Ruler, Aaron & Sadee K           | 53-01-42-248-249.000-008 |        | 2               | N  | \$ -                    | \$ -                    | \$ -                           | \$ -                       | \$ 529.84                | \$ -                     | \$ -                            | \$ 529.84                   | \$ 529.84                            |
| Reynolds, Kevin R & Nancy A          | 53-01-42-248-250.000-008 |        | 2               | N  | \$ -                    | \$ -                    | \$ -                           | \$ -                       | \$ 525.69                | \$ -                     | \$ -                            | \$ 525.69                   | \$ 525.69                            |
| Carr, Lolita A                       | 53-01-42-248-251.000-008 |        | 2               | N  | \$ -                    | \$ -                    | \$ -                           | \$ -                       | \$ 275.21                | \$ -                     | \$ -                            | \$ 275.21                   | \$ 275.21                            |
| Kuriyama, Keiko & Schwartz, Andrew W | 53-01-42-248-252.000-008 |        | 2               | N  | \$ -                    | \$ -                    | \$ -                           | \$ -                       | \$ 363.03                | \$ -                     | \$ -                            | \$ 363.03                   | \$ 363.03                            |
| Healy, Maria NC                      | 53-01-42-248-253.000-008 |        | 2               | N  | \$ -                    | \$ -                    | \$ -                           | \$ -                       | \$ -                     | \$ -                     | \$ -                            | \$ -                        | \$ -                                 |
| May-Scott, Nancy A                   | 53-01-42-248-254.000-008 |        | 2               | N  | \$ -                    | \$ -                    | \$ -                           | \$ -                       | \$ 427.98                | \$ -                     | \$ -                            | \$ 427.98                   | \$ 427.98                            |
| Wagh, Nikhil P & Sharayu V Jadhav    | 53-01-42-248-255.000-008 |        | 2               | N  | \$ -                    | \$ -                    | \$ -                           | \$ -                       | \$ 468.98                | \$ -                     | \$ -                            | \$ 468.98                   | \$ 468.98                            |
| Lettelleir, John N                   | 53-08-16-300-022.000-008 |        | 2               | N  | \$ -                    | \$ -                    | \$ -                           | \$ -                       | \$ 211.85                | \$ -                     | \$ -                            | \$ 211.85                   | \$ 211.85                            |
| Foot of the Cross Church Inc         | 53-08-21-200-101.000-008 |        | 2               | N  | \$ -                    | \$ -                    | \$ -                           | \$ -                       | \$ -                     | \$ -                     | \$ -                            | \$ -                        | \$ -                                 |
| Ketterson, Ellen D                   | 53-08-01-100-064.000-008 |        | 2               | N  | \$ -                    | \$ -                    | \$ -                           | \$ -                       | \$ 545.98                | \$ -                     | \$ -                            | \$ 545.98                   | \$ 545.98                            |
| Hyde, Harold E & Gaynell L Trust     | 53-08-20-400-093.000-008 |        | 2               | N  | \$ -                    | \$ -                    | \$ -                           | \$ -                       | \$ -                     | \$ -                     | \$ -                            | \$ -                        | \$ -                                 |
| Hyde, Harold E & Gaynell L Trust     | 53-08-20-400-009.000-008 |        | 2               | N  | \$ -                    | \$ -                    | \$ 76.00                       | \$ 76.00                   | \$ -                     | \$ -                     | \$ 421.62                       | \$ 421.62                   | \$ 345.62                            |
| Hyde, Wm. B. & Anna E.               | 53-01-41-702-000.000-008 |        | 2               | N  | \$ -                    | \$ -                    | \$ -                           | \$ -                       | \$ -                     | \$ -                     | \$ -                            | \$ -                        | \$ -                                 |
| May, Nathan W & Kasie L              | 53-08-21-300-050.000-008 |        | 2               | N  | \$ -                    | \$ -                    | \$ -                           | \$ -                       | \$ -                     | \$ -                     | \$ -                            | \$ -                        | \$ -                                 |
| Douglas, William & Loma              | 53-08-23-100-012.000-008 |        | 2               | N  | \$ -                    | \$ -                    | \$ -                           | \$ -                       | \$ -                     | \$ -                     | \$ -                            | \$ -                        | \$ -                                 |
| Lafferty, Dustin                     | 53-08-20-400-111.000-008 |        | 2               | N  | \$ -                    | \$ -                    | \$ -                           | \$ -                       | \$ 104.41                | \$ -                     | \$ -                            | \$ 104.41                   | \$ 104.41                            |
| Dorsey, Louis B & Joy L              | 53-08-20-400-106.000-008 | 1842   | 2               | N  | \$ -                    | \$ -                    | \$ -                           | \$ -                       | \$ 59.87                 | \$ -                     | \$ -                            | \$ 59.87                    | \$ 59.87                             |
| Binford, Kimberly A                  | 53-08-20-400-122.000-008 |        | 2               | N  | \$ -                    | \$ -                    | \$ -                           | \$ -                       | \$ -                     | \$ -                     | \$ -                            | \$ -                        | \$ -                                 |
| Smith, Matthew D & Lori M            | 53-08-21-200-071.000-008 |        | 2               | N  | \$ -                    | \$ -                    | \$ -                           | \$ -                       | \$ 399.00                | \$ -                     | \$ -                            | \$ 399.00                   | \$ 399.00                            |
| Blind Squirrels LLC                  | 53-08-20-400-073.000-008 |        | 2               | N  | \$ -                    | \$ -                    | \$ -                           | \$ -                       | \$ -                     | \$ 284.33                | \$ -                            | \$ 284.33                   | \$ 284.33                            |
| YFD LLC                              | 53-08-15-400-010.000-008 |        | 2               | N  | \$ -                    | \$ -                    | \$ -                           | \$ -                       | \$ -                     | \$ 398.78                | \$ -                            | \$ 398.78                   | \$ 398.78                            |
| YFD LLC                              | 53-08-15-400-006.000-008 |        | 2               | N  | \$ -                    | \$ -                    | \$ -                           | \$ -                       | \$ -                     | \$ -                     | \$ -                            | \$ -                        | \$ -                                 |
| Bowlen, John E & Brenda J            | 53-08-14-103-012.000-008 |        | 2               | N  | \$ -                    | \$ -                    | \$ -                           | \$ -                       | \$ 673.50                | \$ -                     | \$ -                            | \$ 673.50                   | \$ 673.50                            |
| Abbott, Michelle R                   | 53-08-20-400-011.000-008 |        | 2               | N  | \$ -                    | \$ -                    | \$ -                           | \$ -                       | \$ -                     | \$ -                     | \$ -                            | \$ -                        | \$ -                                 |
| Sterling Woods Inc                   | 53-08-23-401-067.000-008 | 2360   | 2               | N  | \$ -                    | \$ -                    | \$ -                           | \$ -                       | \$ -                     | \$ -                     | \$ -                            | \$ -                        | \$ -                                 |
| Sterling Woods Inc                   | 53-08-23-401-043.000-008 | 2360   | 2               | N  | \$ -                    | \$ -                    | \$ -                           | \$ -                       | \$ -                     | \$ -                     | \$ -                            | \$ -                        | \$ -                                 |
| Jones, Dean; Boardman, Christine     | 53-08-14-106-003.000-008 |        | 2               | N  | \$ -                    | \$ -                    | \$ -                           | \$ -                       | \$ 965.40                | \$ -                     | \$ -                            | \$ 965.40                   | \$ 965.40                            |
| Depierre, Edna K                     | 53-08-14-106-002.000-008 |        | 2               | N  | \$ -                    | \$ -                    | \$ -                           | \$ -                       | \$ 24.43                 | \$ -                     | \$ -                            | \$ 24.43                    | \$ 24.43                             |
| Ing, Michael & Sherene               | 53-08-14-106-007.000-008 |        | 2               | N  | \$ -                    | \$ -                    | \$ -                           | \$ -                       | \$ 349.72                | \$ -                     | \$ -                            | \$ 349.72                   | \$ 349.72                            |
| Lowery, Kurtis & Lara                | 53-08-14-106-011.000-008 |        | 2               | N  | \$ -                    | \$ -                    | \$ -                           | \$ -                       | \$ 218.74                | \$ -                     | \$ -                            | \$ 218.74                   | \$ 218.74                            |
| Bayt, Cathy Jo                       | 53-08-11-101-024.000-008 |        | 2               | N  | \$ -                    | \$ -                    | \$ -                           | \$ -                       | \$ -                     | \$ -                     | \$ -                            | \$ -                        | \$ -                                 |
| Field, Richard R & Amanda D          | 53-08-11-101-040.000-008 |        | 2               | N  | \$ -                    | \$ -                    | \$ -                           | \$ -                       | \$ 353.04                | \$ -                     | \$ -                            | \$ 353.04                   | \$ 353.04                            |
| Rogers, Gerald L. & Betty L.         | 53-08-21-100-121.000-008 |        | 2               | N  | \$ -                    | \$ -                    | \$ 282.00                      | \$ 282.00                  | \$ -                     | \$ -                     | \$ 752.15                       | \$ 752.15                   | \$ 470.15                            |
| Ratts, Richard D Revocable Trust     | 53-08-21-301-056.000-008 | 1416   | 2               | N  | \$ -                    | \$ -                    | \$ -                           | \$ -                       | \$ -                     | \$ -                     | \$ -                            | \$ -                        | \$ -                                 |
| Ratts, Richard D Revocable Trust     | 53-08-21-301-006.000-008 | 1396   | 2               | N  | \$ -                    | \$ -                    | \$ -                           | \$ -                       | \$ -                     | \$ -                     | \$ -                            | \$ -                        | \$ -                                 |
| Novak, Anne D                        | 53-08-01-400-073.000-008 | 1526   | 2               | N  | \$ -                    | \$ -                    | \$ -                           | \$ -                       | \$ 374.57                | \$ -                     | \$ -                            | \$ 374.57                   | \$ 374.57                            |
| Tidwell, Michael & Marcey            | 53-08-01-400-069.000-008 | 1526   | 2               | N  | \$ -                    | \$ -                    | \$ -                           | \$ -                       | \$ 461.93                | \$ -                     | \$ -                            | \$ 461.93                   | \$ 461.93                            |
| Tailor, Dipakkumar M & Hiral D       | 53-08-01-400-072.000-008 | 1526   | 2               | N  | \$ -                    | \$ -                    | \$ -                           | \$ -                       | \$ 306.26                | \$ -                     | \$ -                            | \$ 306.26                   | \$ 306.26                            |
| Dick, Alan J & Peggy M               | 53-08-01-400-028.000-008 | 2409   | 2               | N  | \$ -                    | \$ -                    | \$ -                           | \$ -                       | \$ 337.51                | \$ -                     | \$ -                            | \$ 337.51                   | \$ 337.51                            |
| Greenfield, Mark J & Angela B        | 53-08-01-400-070.000-008 | 1526   | 2               | N  | \$ -                    | \$ -                    | \$ -                           | \$ -                       | \$ 449.51                | \$ -                     | \$ -                            | \$ 449.51                   | \$ 449.51                            |
| Willoughby, Keith R & Linda F        | 53-08-01-400-033.000-008 | 1526   | 2               | N  | \$ -                    | \$ -                    | \$ -                           | \$ -                       | \$ 482.22                | \$ -                     | \$ -                            | \$ 482.22                   | \$ 482.22                            |
| Henning-Harris, Susan K              | 53-08-01-400-098.000-008 | 1424   | 2               | N  | \$ -                    | \$ -                    | \$ -                           | \$ -                       | \$ 499.19                | \$ -                     | \$ -                            | \$ 499.19                   | \$ 499.19                            |
| Hopkins, Kendra                      | 53-08-01-400-030.000-008 | 1526   | 2               | N  | \$ -                    | \$ -                    | \$ -                           | \$ -                       | \$ 454.90                | \$ -                     | \$ -                            | \$ 454.90                   | \$ 454.90                            |
| Miller, Mark S & Sarah M             | 53-08-01-400-041.000-008 | 2408   | 2               | N  | \$ -                    | \$ -                    | \$ -                           | \$ -                       | \$ 471.04                | \$ -                     | \$ -                            | \$ 471.04                   | \$ 471.04                            |
| Sutton, Stacey A                     | 53-08-01-400-060.000-008 | 1526   | 2               | N  | \$ -                    | \$ -                    | \$ -                           | \$ -                       | \$ 478.90                | \$ -                     | \$ -                            | \$ 478.90                   | \$ 478.90                            |

# City of Bloomington



## Area #2: South-East Annexation Area - Circuit Breaker Impacts Analysis

| Owner Name                           | Parcel #                 | Waiver | Annexation Area | AG | Pre-Annex 1% CB Credits | Pre-Annex 2% CB Credits | Pre-Annex 65 & Over CB Credits | Pre-Annex Total CB Credits | Post-Annex 1% CB Credits | Post-Annex 2% CB Credits | Post-Annex 65 & Over CB Credits | Post-Annex Total CB Credits | Total Post-Annex CB Credits Increase |
|--------------------------------------|--------------------------|--------|-----------------|----|-------------------------|-------------------------|--------------------------------|----------------------------|--------------------------|--------------------------|---------------------------------|-----------------------------|--------------------------------------|
| Donovan, James Liam & Tracy Lynn     | 53-08-01-400-038.000-008 | 1526   | 2               | N  | \$ -                    | \$ -                    | \$ -                           | \$ -                       | \$ 464.42                | \$ -                     | \$ -                            | \$ 464.42                   | \$ 464.42                            |
| Maltese, Adam V & Andrea L           | 53-08-01-400-059.000-008 | 1526   | 2               | N  | \$ -                    | \$ -                    | \$ -                           | \$ -                       | \$ 538.12                | \$ -                     | \$ -                            | \$ 538.12                   | \$ 538.12                            |
| Radicchi, Filippo & Fedeli, Katia    | 53-08-01-400-096.000-008 | 1526   | 2               | N  | \$ -                    | \$ -                    | \$ -                           | \$ -                       | \$ 581.59                | \$ -                     | \$ -                            | \$ 581.59                   | \$ 581.59                            |
| Bydlon, Roland J & Susan L           | 53-08-01-400-042.000-008 | 1480   | 2               | N  | \$ -                    | \$ -                    | \$ -                           | \$ -                       | \$ 345.59                | \$ -                     | \$ -                            | \$ 345.59                   | \$ 345.59                            |
| Strauser, Jacob L                    | 53-08-01-400-008.000-008 | 1526   | 2               | N  | \$ -                    | \$ -                    | \$ -                           | \$ -                       | \$ 387.41                | \$ -                     | \$ -                            | \$ 387.41                   | \$ 387.41                            |
| Lin, Baofen                          | 53-08-01-400-004.000-008 | 1526   | 2               | N  | \$ -                    | \$ -                    | \$ -                           | \$ -                       | \$ 467.32                | \$ -                     | \$ -                            | \$ 467.32                   | \$ 467.32                            |
| Carter, Stephen J & Kimberly A       | 53-08-01-400-005.000-008 | 1526   | 2               | N  | \$ -                    | \$ -                    | \$ -                           | \$ -                       | \$ 521.13                | \$ -                     | \$ -                            | \$ 521.13                   | \$ 521.13                            |
| Maben, Michael M & Sheila J          | 53-08-01-400-055.000-008 | 1526   | 2               | N  | \$ -                    | \$ -                    | \$ -                           | \$ -                       | \$ 391.95                | \$ -                     | \$ -                            | \$ 391.95                   | \$ 391.95                            |
| Wininger, Timothy H Jr & Sara        | 53-08-01-400-039.000-008 | 2407   | 2               | N  | \$ -                    | \$ -                    | \$ -                           | \$ -                       | \$ -                     | \$ 552.01                | \$ -                            | \$ 552.01                   | \$ 552.01                            |
| Meadowcreek LLC                      | 53-08-14-200-036.011-008 | 2029   | 2               | N  | \$ -                    | \$ -                    | \$ -                           | \$ -                       | \$ -                     | \$ 2,525.27              | \$ -                            | \$ 2,525.27                 | \$ 2,525.27                          |
| Davis, Paul L & Kathryn M            | 53-08-14-102-010.000-008 |        | 2               | N  | \$ -                    | \$ -                    | \$ -                           | \$ -                       | \$ -                     | \$ 337.66                | \$ -                            | \$ 337.66                   | \$ 337.66                            |
| Davis, Paul L & Kathryn M            | 53-08-14-102-002.000-008 |        | 2               | N  | \$ -                    | \$ -                    | \$ -                           | \$ -                       | \$ -                     | \$ -                     | \$ -                            | \$ -                        | \$ -                                 |
| McDevitt, Daniel M. & Paula M.       | 53-08-14-100-010.000-008 |        | 2               | N  | \$ -                    | \$ -                    | \$ -                           | \$ -                       | \$ -                     | \$ 340.19                | \$ -                            | \$ 340.19                   | \$ 340.19                            |
| Meadowcreek LLC                      | 53-08-14-200-036.012-008 | 2029   | 2               | N  | \$ -                    | \$ -                    | \$ -                           | \$ -                       | \$ -                     | \$ 2,325.04              | \$ -                            | \$ 2,325.04                 | \$ 2,325.04                          |
| Meadowcreek LLC                      | 53-08-14-200-036.013-008 | 2029   | 2               | N  | \$ -                    | \$ -                    | \$ -                           | \$ -                       | \$ -                     | \$ 2,321.88              | \$ -                            | \$ 2,321.88                 | \$ 2,321.88                          |
| Townhomes on the Green LLC           | 53-08-14-200-036.166-008 | 2029   | 2               | N  | \$ -                    | \$ -                    | \$ -                           | \$ -                       | \$ -                     | \$ 341.24                | \$ -                            | \$ 341.24                   | \$ 341.24                            |
| Meadowcreek LLC                      | 53-08-15-100-008.099-008 | 2029   | 2               | N  | \$ -                    | \$ -                    | \$ -                           | \$ -                       | \$ -                     | \$ 8,920.13              | \$ -                            | \$ 8,920.13                 | \$ 8,920.13                          |
| Young, Rodney E                      | 53-08-15-400-008.000-008 |        | 2               | N  | \$ -                    | \$ -                    | \$ -                           | \$ -                       | \$ 1,679.59              | \$ -                     | \$ -                            | \$ 1,679.59                 | \$ 1,679.59                          |
| Hoff, Bryan David & Marcella Nichole | 53-08-14-201-001.000-008 | 2134   | 2               | N  | \$ -                    | \$ -                    | \$ -                           | \$ -                       | \$ 3,154.80              | \$ 308.36                | \$ -                            | \$ 3,463.16                 | \$ 3,463.16                          |
| YFD LLC                              | 53-08-14-300-024.000-008 |        | 2               | N  | \$ -                    | \$ -                    | \$ -                           | \$ -                       | \$ -                     | \$ 2,643.09              | \$ -                            | \$ 2,643.09                 | \$ 2,643.09                          |
| Pliske, Timothy A & Sara A           | 53-08-14-201-003.000-008 |        | 2               | N  | \$ -                    | \$ -                    | \$ -                           | \$ -                       | \$ 2,561.97              | \$ -                     | \$ -                            | \$ 2,561.97                 | \$ 2,561.97                          |
| Jjmr LLC                             | 53-08-14-201-002.000-008 | 1775   | 2               | N  | \$ -                    | \$ -                    | \$ -                           | \$ -                       | \$ 3,233.45              | \$ -                     | \$ -                            | \$ 3,233.45                 | \$ 3,233.45                          |
| FCP Limited Partnership              | 53-08-14-201-004.000-008 | 1723   | 2               | N  | \$ -                    | \$ -                    | \$ -                           | \$ -                       | \$ -                     | \$ -                     | \$ -                            | \$ -                        | \$ -                                 |
| Deckard, Ryan & Brandy               | 53-08-14-201-006.000-008 |        | 2               | N  | \$ -                    | \$ -                    | \$ -                           | \$ -                       | \$ 2,682.21              | \$ -                     | \$ -                            | \$ 2,682.21                 | \$ 2,682.21                          |
| 3051 Sare Road LLC                   | 53-08-14-200-020.000-008 | 2352   | 2               | N  | \$ -                    | \$ -                    | \$ -                           | \$ -                       | \$ -                     | \$ -                     | \$ -                            | \$ -                        | \$ -                                 |
| 3051 Sare Road LLC                   | 53-08-14-200-020.507-008 | 2352   | 2               | N  | \$ -                    | \$ -                    | \$ -                           | \$ -                       | \$ -                     | \$ -                     | \$ -                            | \$ -                        | \$ -                                 |
| 3051 Sare Road LLC                   | 53-08-14-200-020.508-008 | 2352   | 2               | N  | \$ -                    | \$ -                    | \$ -                           | \$ -                       | \$ -                     | \$ -                     | \$ -                            | \$ -                        | \$ -                                 |
| 3051 Sare Road LLC                   | 53-08-14-200-020.509-008 | 2352   | 2               | N  | \$ -                    | \$ -                    | \$ -                           | \$ -                       | \$ -                     | \$ -                     | \$ -                            | \$ -                        | \$ -                                 |
| Verona Park I LLC                    | 53-08-14-200-020.510-008 | 2352   | 2               | N  | \$ -                    | \$ -                    | \$ -                           | \$ -                       | \$ -                     | \$ 3,889.61              | \$ -                            | \$ 3,889.61                 | \$ 3,889.61                          |
| 3051 Sare Road LLC                   | 53-08-14-200-020.511-008 | 2352   | 2               | N  | \$ -                    | \$ -                    | \$ -                           | \$ -                       | \$ -                     | \$ -                     | \$ -                            | \$ -                        | \$ -                                 |
| 3051 Sare Road LLC                   | 53-08-14-200-020.512-008 | 2352   | 2               | N  | \$ -                    | \$ -                    | \$ -                           | \$ -                       | \$ -                     | \$ -                     | \$ -                            | \$ -                        | \$ -                                 |
| 3051 Sare Road LLC                   | 53-08-14-200-020.513-008 | 2352   | 2               | N  | \$ -                    | \$ -                    | \$ -                           | \$ -                       | \$ -                     | \$ -                     | \$ -                            | \$ -                        | \$ -                                 |
| Hall, Brandon E & Milet              | 53-08-14-100-030.000-008 |        | 2               | N  | \$ -                    | \$ -                    | \$ -                           | \$ -                       | \$ 286.39                | \$ -                     | \$ -                            | \$ 286.39                   | \$ 286.39                            |
| Houghton, Ellen Rose                 | 53-08-21-200-140.000-008 |        | 2               | N  | \$ -                    | \$ -                    | \$ -                           | \$ -                       | \$ -                     | \$ -                     | \$ -                            | \$ -                        | \$ -                                 |
| Merriman, Jerry S. & Rima Najjar     | 53-08-14-107-004.000-008 |        | 2               | N  | \$ -                    | \$ -                    | \$ 140.00                      | \$ 140.00                  | \$ -                     | \$ -                     | \$ -                            | \$ -                        | \$ (140.00)                          |
| Benson, Robert A Jr                  | 53-08-14-400-001.000-008 |        | 2               | N  | \$ -                    | \$ -                    | \$ -                           | \$ -                       | \$ -                     | \$ -                     | \$ -                            | \$ -                        | \$ -                                 |
| Phipps, John W                       | 53-08-14-103-017.000-008 |        | 2               | N  | \$ -                    | \$ -                    | \$ -                           | \$ -                       | \$ -                     | \$ -                     | \$ -                            | \$ -                        | \$ -                                 |
| Deng, Wenting & Qing Qing Wang       | 53-01-42-248-256.000-008 |        | 2               | N  | \$ -                    | \$ -                    | \$ -                           | \$ -                       | \$ 530.24                | \$ -                     | \$ -                            | \$ 530.24                   | \$ 530.24                            |
| Le, Nam Quang & Nguyen, Chi M        | 53-01-42-248-257.000-008 |        | 2               | N  | \$ -                    | \$ -                    | \$ -                           | \$ -                       | \$ 435.44                | \$ -                     | \$ -                            | \$ 435.44                   | \$ 435.44                            |
| Tariq, Iram & Tariq Hayat            | 53-01-42-248-258.000-008 |        | 2               | N  | \$ -                    | \$ -                    | \$ -                           | \$ -                       | \$ -                     | \$ 515.59                | \$ -                            | \$ 515.59                   | \$ 515.59                            |
| Nance, Aaron Joseph                  | 53-01-42-248-259.000-008 |        | 2               | N  | \$ -                    | \$ -                    | \$ -                           | \$ -                       | \$ 386.79                | \$ -                     | \$ -                            | \$ 386.79                   | \$ 386.79                            |
| Luse, Adam A                         | 53-01-42-248-260.000-008 |        | 2               | N  | \$ -                    | \$ -                    | \$ -                           | \$ -                       | \$ 373.12                | \$ -                     | \$ -                            | \$ 373.12                   | \$ 373.12                            |
| Dougherty, Charles W Jr              | 53-01-42-248-261.000-008 | 1526   | 2               | N  | \$ -                    | \$ -                    | \$ -                           | \$ -                       | \$ 509.14                | \$ -                     | \$ -                            | \$ 509.14                   | \$ 509.14                            |
| Brown Trust                          | 53-01-42-248-262.000-008 | 1526   | 2               | N  | \$ -                    | \$ -                    | \$ -                           | \$ -                       | \$ 433.78                | \$ -                     | \$ -                            | \$ 433.78                   | \$ 433.78                            |
| S & G Wilson Properties LLC          | 53-01-42-248-263.000-008 | 1526   | 2               | N  | \$ -                    | \$ -                    | \$ -                           | \$ -                       | \$ -                     | \$ 568.24                | \$ -                            | \$ 568.24                   | \$ 568.24                            |
| Yawar, Mohammad Massoud              | 53-08-01-400-080.000-008 |        | 2               | N  | \$ -                    | \$ -                    | \$ -                           | \$ -                       | \$ 572.07                | \$ -                     | \$ -                            | \$ 572.07                   | \$ 572.07                            |
| King, Timothy A                      | 53-08-01-400-048.000-008 |        | 2               | N  | \$ -                    | \$ -                    | \$ -                           | \$ -                       | \$ 529.01                | \$ -                     | \$ -                            | \$ 529.01                   | \$ 529.01                            |
| Huang, Hong & Yan Yan Xu             | 53-08-01-400-078.000-008 |        | 2               | N  | \$ -                    | \$ -                    | \$ -                           | \$ -                       | \$ 824.63                | \$ -                     | \$ -                            | \$ 824.63                   | \$ 824.63                            |
| Nelson, Roger L & Robin A            | 53-08-01-400-154.000-008 |        | 2               | N  | \$ -                    | \$ -                    | \$ -                           | \$ -                       | \$ 120.87                | \$ -                     | \$ -                            | \$ 120.87                   | \$ 120.87                            |

# City of Bloomington



## Area #2: South-East Annexation Area - Circuit Breaker Impacts Analysis

| Owner Name   | Parcel #                 | Waiver | Annexation Area | AG | Pre-Annex 1% CB Credits | Pre-Annex 2% CB Credits | Pre-Annex 65 & Over CB Credits | Pre-Annex Total CB Credits | Post-Annex 1% CB Credits | Post-Annex 2% CB Credits | Post-Annex 65 & Over CB Credits | Post-Annex Total CB Credits | Total Post-Annex CB Credits Increase |
|--|--------------------------|--------|-----------------|----|-------------------------|-------------------------|--------------------------------|----------------------------|--------------------------|--------------------------|---------------------------------|-----------------------------|--------------------------------------|
| Parrish, Scott L & Carol D                                       | 53-08-01-400-173.000-008 |        | 2               | N  | \$ -                    | \$ -                    | \$ -                           | \$ -                       | \$ 741.39                | \$ -                     | \$ -                            | \$ 741.39                   | \$ 741.39                            |
| Dunn, Jon William Butcher & Erin Butcher                         | 53-08-01-400-126.000-008 |        | 2               | N  | \$ -                    | \$ -                    | \$ -                           | \$ -                       | \$ 801.44                | \$ -                     | \$ -                            | \$ 801.44                   | \$ 801.44                            |
| Phipps, John W   | 53-08-14-103-019.000-008 |        | 2               | N  | \$ -                    | \$ -                    | \$ -                           | \$ -                       | \$ 90.96                 | \$ -                     | \$ -                            | \$ 90.96                    | \$ 90.96                             |
| Brewer, Troy A & Marci R   | 53-08-20-400-078.000-008 |        | 2               | N  | \$ -                    | \$ -                    | \$ -                           | \$ -                       | \$ -                     | \$ -                     | \$ -                            | \$ -                        | \$ -                                 |
| Gay, Jason C   | 53-08-20-400-062.000-008 |        | 2               | N  | \$ -                    | \$ -                    | \$ -                           | \$ -                       | \$ 38.93                 | \$ -                     | \$ -                            | \$ 38.93                    | \$ 38.93                             |
| Anderson, Patrick D & Sarah J                                    | 53-08-01-100-089.000-008 |        | 2               | N  | \$ -                    | \$ -                    | \$ -                           | \$ -                       | \$ 88.06                 | \$ -                     | \$ -                            | \$ 88.06                    | \$ 88.06                             |
| Rink, Lawrence D   | 53-08-21-200-007.000-008 |        | 2               | N  | \$ -                    | \$ -                    | \$ -                           | \$ -                       | \$ -                     | \$ 593.54                | \$ -                            | \$ 593.54                   | \$ 593.54                            |
| Lysner, Natalie J; Schere, Jayme                                 |                          |        |                 |    |                         |                         |                                |                            |                          |                          |                                 |                             |                                      |
| Lysner   | 53-08-21-300-017.000-008 |        | 2               | N  | \$ -                    | \$ -                    | \$ 104.00                      | \$ 104.00                  | \$ -                     | \$ -                     | \$ 486.32                       | \$ 486.32                   | \$ 382.32                            |
| Mackey, Herman E. Jr. & Rose M.                                  | 53-08-20-403-002.000-008 |        | 2               | N  | \$ -                    | \$ -                    | \$ -                           | \$ -                       | \$ -                     | \$ -                     | \$ -                            | \$ -                        | \$ -                                 |
| Weaver, Gregory Allen & Michelle Anne                            | 53-08-21-300-036.000-008 |        | 2               | N  | \$ -                    | \$ -                    | \$ -                           | \$ -                       | \$ -                     | \$ -                     | \$ -                            | \$ -                        | \$ -                                 |
| Wong, Yang Joel & Wan-Teng Angelyn Seow                          | 53-08-01-400-125.000-008 |        | 2               | N  | \$ -                    | \$ -                    | \$ -                           | \$ -                       | \$ 520.32                | \$ -                     | \$ -                            | \$ 520.32                   | \$ 520.32                            |
| Gopu, Arvind & Pashikanti, Lavanya                               | 53-08-01-400-147.000-008 |        | 2               | N  | \$ -                    | \$ -                    | \$ -                           | \$ -                       | \$ 18.91                 | \$ -                     | \$ -                            | \$ 18.91                    | \$ 18.91                             |
| McCune, Jerry H & Lisa S   | 53-08-01-400-152.000-008 |        | 2               | N  | \$ -                    | \$ -                    | \$ -                           | \$ -                       | \$ 431.71                | \$ -                     | \$ -                            | \$ 431.71                   | \$ 431.71                            |
| Goetz Family Trust U/A   | 53-08-01-400-022.000-008 |        | 2               | N  | \$ -                    | \$ -                    | \$ -                           | \$ -                       | \$ 463.18                | \$ -                     | \$ -                            | \$ 463.18                   | \$ 463.18                            |
| Asher, Sarah Lou   | 53-08-01-400-023.000-008 |        | 2               | N  | \$ -                    | \$ -                    | \$ -                           | \$ -                       | \$ 524.04                | \$ -                     | \$ -                            | \$ 524.04                   | \$ 524.04                            |
| Clear Creek Christian Church, Trustees                           | 53-08-20-400-014.000-008 | 2013   | 2               | N  | \$ -                    | \$ -                    | \$ -                           | \$ -                       | \$ -                     | \$ -                     | \$ -                            | \$ -                        | \$ -                                 |
| Dougherty, Steven W  | 53-08-20-402-006.000-008 |        | 2               | N  | \$ -                    | \$ -                    | \$ -                           | \$ -                       | \$ -                     | \$ -                     | \$ -                            | \$ -                        | \$ -                                 |
| Foster Family Trust  | 53-08-21-200-042.000-008 |        | 2               | N  | \$ -                    | \$ -                    | \$ -                           | \$ -                       | \$ -                     | \$ 197.49                | \$ -                            | \$ 197.49                   | \$ 197.49                            |
| Fowler, Lloyd & Thelma   | 53-08-21-200-038.000-008 |        | 2               | N  | \$ -                    | \$ -                    | \$ -                           | \$ -                       | \$ -                     | \$ -                     | \$ -                            | \$ -                        | \$ -                                 |
| Honeycutt, Holly N   | 53-08-14-100-019.000-008 | 2251   | 2               | N  | \$ -                    | \$ -                    | \$ -                           | \$ -                       | \$ 10.63                 | \$ -                     | \$ -                            | \$ 10.63                    | \$ 10.63                             |
| Claessens, Christian   | 53-08-11-101-069.000-008 | 1650   | 2               | N  | \$ -                    | \$ -                    | \$ -                           | \$ -                       | \$ -                     | \$ -                     | \$ -                            | \$ -                        | \$ -                                 |
| Smith Family Revocable Trust                                     | 53-08-21-100-149.000-008 |        | 2               | N  | \$ -                    | \$ -                    | \$ -                           | \$ -                       | \$ -                     | \$ -                     | \$ -                            | \$ -                        | \$ -                                 |
| Sterling Woods Inc   | 53-08-23-401-042.000-008 | 2360   | 2               | N  | \$ -                    | \$ -                    | \$ -                           | \$ -                       | \$ -                     | \$ -                     | \$ -                            | \$ -                        | \$ -                                 |
| Sterling Woods Inc   | 53-08-23-401-039.000-008 | 2360   | 2               | N  | \$ -                    | \$ -                    | \$ -                           | \$ -                       | \$ -                     | \$ -                     | \$ -                            | \$ -                        | \$ -                                 |
| Sterling Woods Inc   | 53-08-23-401-066.000-008 | 2360   | 2               | N  | \$ -                    | \$ -                    | \$ -                           | \$ -                       | \$ -                     | \$ -                     | \$ -                            | \$ -                        | \$ -                                 |
| Sterling Woods Inc   | 53-08-23-401-056.000-008 | 2360   | 2               | N  | \$ -                    | \$ -                    | \$ -                           | \$ -                       | \$ -                     | \$ -                     | \$ -                            | \$ -                        | \$ -                                 |
| Senchuk, Dennis M & Karen Hanson                                 | 53-08-23-401-033.000-008 | 2360   | 2               | N  | \$ -                    | \$ -                    | \$ -                           | \$ -                       | \$ 2,518.41              | \$ -                     | \$ -                            | \$ 2,518.41                 | \$ 2,518.41                          |
| Lessard, David R & Karen J                                       | 53-08-23-401-006.000-008 | 2360   | 2               | N  | \$ -                    | \$ -                    | \$ -                           | \$ -                       | \$ 3,585.77              | \$ -                     | \$ -                            | \$ 3,585.77                 | \$ 3,585.77                          |
| McGuire, Dennis K Living Trust & McGuire, Beverly A Living Trust | 53-08-23-401-012.000-008 | 2375   | 2               | N  | \$ -                    | \$ -                    | \$ -                           | \$ -                       | \$ 3,014.40              | \$ -                     | \$ -                            | \$ 3,014.40                 | \$ 3,014.40                          |
| King, Michel J & Kelly P   | 53-08-23-401-032.000-008 | 2360   | 2               | N  | \$ -                    | \$ -                    | \$ -                           | \$ -                       | \$ 3,069.65              | \$ -                     | \$ -                            | \$ 3,069.65                 | \$ 3,069.65                          |
| Grass, Cory Lee  | 53-08-23-401-031.000-008 | 2360   | 2               | N  | \$ -                    | \$ -                    | \$ -                           | \$ -                       | \$ -                     | \$ -                     | \$ -                            | \$ -                        | \$ -                                 |
| Theile, Kevin D & Elizabeth W                                    | 53-08-23-401-052.000-008 | 2360   | 2               | N  | \$ -                    | \$ -                    | \$ -                           | \$ -                       | \$ 3,506.47              | \$ -                     | \$ -                            | \$ 3,506.47                 | \$ 3,506.47                          |
| Whitlock, Todd Mitchell  | 53-08-23-401-013.000-008 | 2360   | 2               | N  | \$ -                    | \$ -                    | \$ -                           | \$ -                       | \$ 3,234.10              | \$ -                     | \$ -                            | \$ 3,234.10                 | \$ 3,234.10                          |
| Culver, Alexis   | 53-08-21-300-012.000-008 |        | 2               | N  | \$ -                    | \$ -                    | \$ -                           | \$ -                       | \$ -                     | \$ -                     | \$ -                            | \$ -                        | \$ -                                 |
| Tresslar, Tim & Young Ae   | 53-08-11-101-038.000-008 |        | 2               | N  | \$ -                    | \$ -                    | \$ -                           | \$ -                       | \$ -                     | \$ -                     | \$ -                            | \$ -                        | \$ -                                 |
| Tresslar, Tim & Young Ae   | 53-08-11-101-022.000-008 |        | 2               | N  | \$ -                    | \$ -                    | \$ -                           | \$ -                       | \$ -                     | \$ -                     | \$ -                            | \$ -                        | \$ -                                 |
| Freeman, Mark & Yvonne   | 53-08-21-200-035.000-008 |        | 2               | N  | \$ -                    | \$ -                    | \$ -                           | \$ -                       | \$ -                     | \$ -                     | \$ -                            | \$ -                        | \$ -                                 |
| Miller, Kathleen S   | 53-08-23-401-065.000-008 | 2360   | 2               | N  | \$ -                    | \$ -                    | \$ -                           | \$ -                       | \$ -                     | \$ -                     | \$ -                            | \$ -                        | \$ -                                 |
| Miller, Kathleen S   | 53-08-23-401-026.000-008 | 2360   | 2               | N  | \$ -                    | \$ -                    | \$ -                           | \$ -                       | \$ -                     | \$ 1,864.29              | \$ -                            | \$ 1,864.29                 | \$ 1,864.29                          |
| Ochsner, Edward C & Soili P                                      | 53-08-23-401-024.000-008 | 2360   | 2               | N  | \$ -                    | \$ -                    | \$ -                           | \$ -                       | \$ 2,151.79              | \$ -                     | \$ -                            | \$ 2,151.79                 | \$ 2,151.79                          |
| Donatiello, John & Jean  | 53-08-23-401-001.000-008 | 2360   | 2               | N  | \$ -                    | \$ -                    | \$ -                           | \$ -                       | \$ 4,343.71              | \$ -                     | \$ -                            | \$ 4,343.71                 | \$ 4,343.71                          |
| Martin, Thomas C & Angela  | 53-08-23-401-051.000-008 | 2360   | 2               | N  | \$ -                    | \$ -                    | \$ -                           | \$ -                       | \$ 3,171.04              | \$ -                     | \$ -                            | \$ 3,171.04                 | \$ 3,171.04                          |
| Sterling Woods Inc   | 53-08-23-401-046.000-008 | 2360   | 2               | N  | \$ -                    | \$ -                    | \$ -                           | \$ -                       | \$ -                     | \$ -                     | \$ -                            | \$ -                        | \$ -                                 |

# City of Bloomington

## Area #2: South-East Annexation Area - Circuit Breaker Impacts Analysis



| Owner Name                             | Parcel #                 | Waiver | Annexation Area | AG | Pre-Annex 1% CB Credits | Pre-Annex 2% CB Credits | Pre-Annex 65 & Over CB Credits | Pre-Annex Total CB Credits | Post-Annex 1% CB Credits | Post-Annex 2% CB Credits | Post-Annex 65 & Over CB Credits | Post-Annex Total CB Credits | Total Post-Annex CB Credits Increase |
|--|--------------------------|--------|-----------------|----|-------------------------|-------------------------|--------------------------------|----------------------------|--------------------------|--------------------------|---------------------------------|-----------------------------|--------------------------------------|
| Thompson, Tyler N & Stacy R            | 53-08-23-401-059.000-008 | 2360   | 2               | N  | \$ -                    | \$ -                    | \$ -                           | \$ -                       | \$ 2,101.75              | \$ -                     | \$ -                            | \$ 2,101.75                 | \$ 2,101.75                          |
| Elliott, Hilary & Christopher          | 53-08-22-200-009.000-008 |        | 2               | N  | \$ -                    | \$ -                    | \$ -                           | \$ -                       | \$ -                     | \$ -                     | \$ -                            | \$ -                        | \$ -                                 |
| City of Bloomington Utilities          | 53-08-22-200-008.000-008 |        | 2               | N  | \$ -                    | \$ -                    | \$ -                           | \$ -                       | \$ -                     | \$ -                     | \$ -                            | \$ -                        | \$ -                                 |
| Board Of Commissioners Of Monroe Co    | 53-08-21-200-111.000-008 | 1845   | 2               | N  | \$ -                    | \$ -                    | \$ -                           | \$ -                       | \$ -                     | \$ -                     | \$ -                            | \$ -                        | \$ -                                 |
| Corbin, Ted & Sandra; Wm Black         | 53-08-21-300-039.000-008 |        | 2               | N  | \$ -                    | \$ -                    | \$ -                           | \$ -                       | \$ -                     | \$ 306.25                | \$ -                            | \$ 306.25                   | \$ 306.25                            |
| Eads, Alan D                           | 53-08-21-301-075.000-008 |        | 2               | N  | \$ -                    | \$ -                    | \$ -                           | \$ -                       | \$ -                     | \$ -                     | \$ -                            | \$ -                        | \$ -                                 |
| Eads, Alan D.                          | 53-08-21-300-033.000-008 |        | 2               | N  | \$ -                    | \$ -                    | \$ -                           | \$ -                       | \$ -                     | \$ -                     | \$ -                            | \$ -                        | \$ -                                 |
| Eads, Alan D.                          | 53-08-21-301-044.000-008 |        | 2               | N  | \$ -                    | \$ -                    | \$ -                           | \$ -                       | \$ -                     | \$ -                     | \$ -                            | \$ -                        | \$ -                                 |
| Eads, Alan D.                          | 53-08-21-301-086.000-008 |        | 2               | N  | \$ -                    | \$ -                    | \$ -                           | \$ -                       | \$ -                     | \$ -                     | \$ -                            | \$ -                        | \$ -                                 |
| Kusnerz, Sharon & Benedyk , Carol      | 53-08-21-200-077.000-008 |        | 2               | N  | \$ -                    | \$ -                    | \$ 153.00                      | \$ 153.00                  | \$ -                     | \$ -                     | \$ 415.40                       | \$ 415.40                   | \$ 262.40                            |
| Boathouse Apartments LLC               | 53-08-14-200-020.514-008 | 2352   | 2               | N  | \$ -                    | \$ -                    | \$ -                           | \$ -                       | \$ -                     | \$ 7,632.30              | \$ -                            | \$ 7,632.30                 | \$ 7,632.30                          |
| 3051 Sare Road LLC                     | 53-08-14-200-020.515-008 | 2352   | 2               | N  | \$ -                    | \$ -                    | \$ -                           | \$ -                       | \$ -                     | \$ -                     | \$ -                            | \$ -                        | \$ -                                 |
| Logue, Brian J                         | 53-08-14-200-020.516-008 | 2352   | 2               | N  | \$ -                    | \$ -                    | \$ -                           | \$ -                       | \$ 2,174.55              | \$ -                     | \$ -                            | \$ 2,174.55                 | \$ 2,174.55                          |
| Eurton Properties LLC                  | 53-08-14-200-020.517-008 | 2352   | 2               | N  | \$ -                    | \$ -                    | \$ -                           | \$ -                       | \$ -                     | \$ 1,414.29              | \$ -                            | \$ 1,414.29                 | \$ 1,414.29                          |
| 3051 Sare Road LLC                     | 53-08-14-200-020.518-008 | 2352   | 2               | N  | \$ -                    | \$ -                    | \$ -                           | \$ -                       | \$ -                     | \$ -                     | \$ -                            | \$ -                        | \$ -                                 |
| 3051 Sare Road LLC                     | 53-08-14-200-020.519-008 | 2352   | 2               | N  | \$ -                    | \$ -                    | \$ -                           | \$ -                       | \$ -                     | \$ -                     | \$ -                            | \$ -                        | \$ -                                 |
| 3051 Sare Road LLC                     | 53-08-14-200-020.520-008 | 2352   | 2               | N  | \$ -                    | \$ -                    | \$ -                           | \$ -                       | \$ -                     | \$ -                     | \$ -                            | \$ -                        | \$ -                                 |
| 3051 Sare Road LLC                     | 53-08-14-200-020.521-008 | 2352   | 2               | N  | \$ -                    | \$ -                    | \$ -                           | \$ -                       | \$ -                     | \$ -                     | \$ -                            | \$ -                        | \$ -                                 |
| 3051 Sare Road LLC                     | 53-08-14-200-020.522-008 | 2352   | 2               | N  | \$ -                    | \$ -                    | \$ -                           | \$ -                       | \$ -                     | \$ -                     | \$ -                            | \$ -                        | \$ -                                 |
| 3051 Sare Road LLC                     | 53-08-14-200-020.523-008 | 2352   | 2               | N  | \$ -                    | \$ -                    | \$ -                           | \$ -                       | \$ -                     | \$ -                     | \$ -                            | \$ -                        | \$ -                                 |
| 3051 Sare Road LLC                     | 53-08-14-200-020.524-008 | 2352   | 2               | N  | \$ -                    | \$ -                    | \$ -                           | \$ -                       | \$ -                     | \$ -                     | \$ -                            | \$ -                        | \$ -                                 |
| 3051 Sare Road LLC                     | 53-08-14-200-020.525-008 | 2352   | 2               | N  | \$ -                    | \$ -                    | \$ -                           | \$ -                       | \$ -                     | \$ -                     | \$ -                            | \$ -                        | \$ -                                 |
| Boathouse Apartments LLC               | 53-08-14-200-020.526-008 | 2352   | 2               | N  | \$ -                    | \$ -                    | \$ -                           | \$ -                       | \$ -                     | \$ 395.83                | \$ -                            | \$ 395.83                   | \$ 395.83                            |
| Boathouse Apartments LLC               | 53-08-14-200-020.527-008 | 2352   | 2               | N  | \$ -                    | \$ -                    | \$ -                           | \$ -                       | \$ -                     | \$ 392.04                | \$ -                            | \$ 392.04                   | \$ 392.04                            |
| Boathouse Apartments LLC               | 53-08-14-200-020.528-008 | 2352   | 2               | N  | \$ -                    | \$ -                    | \$ -                           | \$ -                       | \$ -                     | \$ 392.04                | \$ -                            | \$ 392.04                   | \$ 392.04                            |
| Boathouse Apartments LLC               | 53-08-14-200-020.529-008 | 2352   | 2               | N  | \$ -                    | \$ -                    | \$ -                           | \$ -                       | \$ -                     | \$ 395.83                | \$ -                            | \$ 395.83                   | \$ 395.83                            |
| Boathouse Apartments LLC               | 53-08-14-200-020.530-008 | 2352   | 2               | N  | \$ -                    | \$ -                    | \$ -                           | \$ -                       | \$ -                     | \$ 397.10                | \$ -                            | \$ 397.10                   | \$ 397.10                            |
| Boathouse Apartments LLC               | 53-08-14-200-020.531-008 | 2352   | 2               | N  | \$ -                    | \$ -                    | \$ -                           | \$ -                       | \$ -                     | \$ 382.13                | \$ -                            | \$ 382.13                   | \$ 382.13                            |
| Boathouse Apartments LLC               | 53-08-14-200-020.532-008 | 2352   | 2               | N  | \$ -                    | \$ -                    | \$ -                           | \$ -                       | \$ -                     | \$ 389.30                | \$ -                            | \$ 389.30                   | \$ 389.30                            |
| Boathouse Apartments LLC               | 53-08-14-200-020.533-008 | 2352   | 2               | N  | \$ -                    | \$ -                    | \$ -                           | \$ -                       | \$ -                     | \$ 392.88                | \$ -                            | \$ 392.88                   | \$ 392.88                            |
| Boathouse Apartments LLC               | 53-08-14-200-020.534-008 | 2352   | 2               | N  | \$ -                    | \$ -                    | \$ -                           | \$ -                       | \$ -                     | \$ 397.10                | \$ -                            | \$ 397.10                   | \$ 397.10                            |
| Boathouse Apartments LLC               | 53-08-14-200-020.535-008 | 2352   | 2               | N  | \$ -                    | \$ -                    | \$ -                           | \$ -                       | \$ -                     | \$ 382.13                | \$ -                            | \$ 382.13                   | \$ 382.13                            |
| Boathouse Apartments LLC               | 53-08-14-200-020.536-008 | 2352   | 2               | N  | \$ -                    | \$ -                    | \$ -                           | \$ -                       | \$ -                     | \$ 389.30                | \$ -                            | \$ 389.30                   | \$ 389.30                            |
| Boathouse Apartments LLC               | 53-08-14-200-020.537-008 | 2352   | 2               | N  | \$ -                    | \$ -                    | \$ -                           | \$ -                       | \$ -                     | \$ 392.88                | \$ -                            | \$ 392.88                   | \$ 392.88                            |
| Boathouse Apartments LLC               | 53-08-14-200-020.538-008 | 2352   | 2               | N  | \$ -                    | \$ -                    | \$ -                           | \$ -                       | \$ -                     | \$ 397.10                | \$ -                            | \$ 397.10                   | \$ 397.10                            |
| Dunigan, Caleb W                       | 53-08-21-200-037.000-008 |        | 2               | N  | \$ -                    | \$ -                    | \$ -                           | \$ -                       | \$ -                     | \$ -                     | \$ -                            | \$ -                        | \$ -                                 |
| Baxter, Mary                           | 53-08-21-100-105.000-008 |        | 2               | N  | \$ -                    | \$ -                    | \$ -                           | \$ -                       | \$ -                     | \$ -                     | \$ -                            | \$ -                        | \$ -                                 |
| Parker, Randolph                       | 53-08-22-200-013.000-008 |        | 2               | N  | \$ -                    | \$ -                    | \$ -                           | \$ -                       | \$ 335.24                | \$ -                     | \$ -                            | \$ 335.24                   | \$ 335.24                            |
| Parrish, William A. & Dorothy J.       | 53-08-21-100-057.000-008 |        | 2               | N  | \$ -                    | \$ -                    | \$ 128.00                      | \$ 128.00                  | \$ -                     | \$ -                     | \$ 446.31                       | \$ 446.31                   | \$ 318.31                            |
| Hume, James P & Wiener, Elizabeth A    | 53-08-01-400-027.000-008 |        | 2               | N  | \$ -                    | \$ -                    | \$ -                           | \$ -                       | \$ 451.58                | \$ -                     | \$ -                            | \$ 451.58                   | \$ 451.58                            |
| Cheng, Hu & Lili Ying                  | 53-08-01-400-082.000-008 |        | 2               | N  | \$ -                    | \$ -                    | \$ -                           | \$ -                       | \$ 469.38                | \$ -                     | \$ -                            | \$ 469.38                   | \$ 469.38                            |
| Mohammadi, Zarrin; Partovi, Masoud     | 53-08-01-400-083.000-008 |        | 2               | N  | \$ -                    | \$ -                    | \$ -                           | \$ -                       | \$ 501.89                | \$ -                     | \$ -                            | \$ 501.89                   | \$ 501.89                            |
| Cassidy, Jack D & Karen J              | 53-08-01-400-112.000-008 | 2042   | 2               | N  | \$ -                    | \$ -                    | \$ -                           | \$ -                       | \$ 494.64                | \$ -                     | \$ -                            | \$ 494.64                   | \$ 494.64                            |
| Stafford, Alica L                      | 53-08-01-400-143.000-008 | 2042   | 2               | N  | \$ -                    | \$ -                    | \$ -                           | \$ -                       | \$ 377.47                | \$ -                     | \$ -                            | \$ 377.47                   | \$ 377.47                            |
| Perry, Jon D                           | 53-08-01-400-118.000-008 | 2034   | 2               | N  | \$ -                    | \$ -                    | \$ -                           | \$ -                       | \$ 455.73                | \$ -                     | \$ -                            | \$ 455.73                   | \$ 455.73                            |
| Goodman, Taner R; Carpenter, Jessica L | 53-08-01-400-145.000-008 |        | 2               | N  | \$ -                    | \$ -                    | \$ -                           | \$ -                       | \$ 415.14                | \$ -                     | \$ -                            | \$ 415.14                   | \$ 415.14                            |
| Grant, Joseph A & Patricia L           | 53-08-01-400-159.000-008 | 2041   | 2               | N  | \$ -                    | \$ -                    | \$ -                           | \$ -                       | \$ 562.13                | \$ -                     | \$ -                            | \$ 562.13                   | \$ 562.13                            |

# City of Bloomington

## Area #2: South-East Annexation Area - Circuit Breaker Impacts Analysis



| Owner Name  | Parcel #                 | Waiver | Annexation Area | AG | Pre-Annex 1% CB Credits | Pre-Annex 2% CB Credits | Pre-Annex 65 & Over CB Credits | Pre-Annex Total CB Credits | Post-Annex 1% CB Credits | Post-Annex 2% CB Credits | Post-Annex 65 & Over CB Credits | Post-Annex Total CB Credits | Total Post-Annex CB Credits Increase |
|---|--------------------------|--------|-----------------|----|-------------------------|-------------------------|--------------------------------|----------------------------|--------------------------|--------------------------|---------------------------------|-----------------------------|--------------------------------------|
| Steinbachs, Phillip D & Jennifer E                    | 53-08-01-400-156.000-008 |        | 2               | N  | \$ -                    | \$ -                    | \$ -                           | \$ -                       | \$ 97.77                 | \$ -                     | \$ -                            | \$ 97.77                    | \$ 97.77                             |
| Patterson, J David & Mary Louise                      | 53-08-01-400-107.000-008 |        | 2               | N  | \$ -                    | \$ -                    | \$ -                           | \$ -                       | \$ -                     | \$ 666.89                | \$ -                            | \$ 666.89                   | \$ 666.89                            |
| Hipskind, Nicholas M & Sandra S                       | 53-08-01-100-101.000-008 |        | 2               | N  | \$ -                    | \$ -                    | \$ -                           | \$ -                       | \$ 718.63                | \$ -                     | \$ -                            | \$ 718.63                   | \$ 718.63                            |
| Killion Family Revocable Trust                        | 53-08-01-400-162.000-008 | 2040   | 2               | N  | \$ -                    | \$ -                    | \$ -                           | \$ -                       | \$ 1,007.63              | \$ -                     | \$ -                            | \$ 1,007.63                 | \$ 1,007.63                          |
| Wanger, Sarah & Mark                                  | 53-08-01-400-088.000-008 | 2041   | 2               | N  | \$ -                    | \$ -                    | \$ -                           | \$ -                       | \$ 783.64                | \$ -                     | \$ -                            | \$ 783.64                   | \$ 783.64                            |
| Li, Bing & Jie  | 53-08-01-400-006.000-008 | 2040   | 2               | N  | \$ -                    | \$ -                    | \$ -                           | \$ -                       | \$ 808.47                | \$ -                     | \$ -                            | \$ 808.47                   | \$ 808.47                            |
| Lozano, Lindsey B & Joseph T                          | 53-08-01-400-010.000-008 | 2040   | 2               | N  | \$ -                    | \$ -                    | \$ -                           | \$ -                       | \$ 884.66                | \$ -                     | \$ -                            | \$ 884.66                   | \$ 884.66                            |
| Bastin, James K & Lucinda J Joint Primary Trust       | 53-08-01-400-131.000-008 |        | 2               | N  | \$ -                    | \$ -                    | \$ -                           | \$ -                       | \$ 610.16                | \$ -                     | \$ -                            | \$ 610.16                   | \$ 610.16                            |
| Lyu, Xiang  | 53-08-01-400-129.000-008 | 2042   | 2               | N  | \$ -                    | \$ -                    | \$ -                           | \$ -                       | \$ 542.66                | \$ -                     | \$ -                            | \$ 542.66                   | \$ 542.66                            |
| Jallal, Nasir A                                       | 53-08-01-400-108.000-008 | 2041   | 2               | N  | \$ -                    | \$ -                    | \$ -                           | \$ -                       | \$ 749.68                | \$ -                     | \$ -                            | \$ 749.68                   | \$ 749.68                            |
| Gougeon, Robert E & Marie E Revocable Trust           | 53-08-01-400-109.000-008 |        | 2               | N  | \$ -                    | \$ -                    | \$ -                           | \$ -                       | \$ 539.36                | \$ -                     | \$ -                            | \$ 539.36                   | \$ 539.36                            |
| Divine, Jackie J & Christina M                        | 53-08-14-103-008.000-008 |        | 2               | N  | \$ -                    | \$ -                    | \$ -                           | \$ -                       | \$ -                     | \$ -                     | \$ -                            | \$ -                        | \$ -                                 |
| Divine, Jackie J & Christina M                        | 53-08-14-103-015.000-008 |        | 2               | N  | \$ -                    | \$ -                    | \$ -                           | \$ -                       | \$ -                     | \$ -                     | \$ -                            | \$ -                        | \$ -                                 |
| Fultz, Daniel J. & Lenna L.                           | 53-08-20-400-087.000-008 |        | 2               | N  | \$ -                    | \$ -                    | \$ -                           | \$ -                       | \$ -                     | \$ 288.55                | \$ -                            | \$ 288.55                   | \$ 288.55                            |
| Marrs, Paul; Marrs, Christine                         | 53-08-23-100-001.000-008 |        | 2               | N  | \$ -                    | \$ -                    | \$ -                           | \$ -                       | \$ -                     | \$ -                     | \$ -                            | \$ -                        | \$ -                                 |
| Marrs, David L. & Donna L.                            | 53-08-23-100-004.000-008 |        | 2               | N  | \$ -                    | \$ -                    | \$ -                           | \$ -                       | \$ 17.27                 | \$ -                     | \$ -                            | \$ 17.27                    | \$ 17.27                             |
| White, Paul Jr & Erickson, Naomi w/l/e White, Paul Sr | 53-08-23-100-002.000-008 |        | 2               | N  | \$ -                    | \$ -                    | \$ -                           | \$ -                       | \$ -                     | \$ 126.25                | \$ -                            | \$ 126.25                   | \$ 126.25                            |
| White, Paul Sr & Shook-White, Kathy                   | 53-08-23-100-011.000-008 |        | 2               | N  | \$ -                    | \$ -                    | \$ -                           | \$ -                       | \$ -                     | \$ -                     | \$ -                            | \$ -                        | \$ -                                 |
| Traylor, James R & Norma R                            | 53-08-16-300-015.000-008 |        | 2               | N  | \$ -                    | \$ -                    | \$ -                           | \$ -                       | \$ 38.38                 | \$ -                     | \$ -                            | \$ 38.38                    | \$ 38.38                             |
| LeDuc, Richard & Ann                                  | 53-08-01-100-018.000-008 |        | 2               | N  | \$ -                    | \$ -                    | \$ -                           | \$ -                       | \$ 376.64                | \$ -                     | \$ -                            | \$ 376.64                   | \$ 376.64                            |
| Steininger, Stephen J & Barbara A                     | 53-08-01-400-124.000-008 |        | 2               | N  | \$ -                    | \$ -                    | \$ -                           | \$ -                       | \$ 399.00                | \$ -                     | \$ -                            | \$ 399.00                   | \$ 399.00                            |
| Clinch, Edward R & Janice A Joint Living Trust        | 53-08-14-100-029.000-008 |        | 2               | N  | \$ -                    | \$ -                    | \$ -                           | \$ -                       | \$ -                     | \$ -                     | \$ -                            | \$ -                        | \$ -                                 |
| Keen, Lee R & Sandra L                                | 53-08-29-400-030.000-008 |        | 2               | N  | \$ -                    | \$ -                    | \$ -                           | \$ -                       | \$ -                     | \$ -                     | \$ -                            | \$ -                        | \$ -                                 |
| Fultz, Daniel J. & Lenna L.                           | 53-08-20-400-008.000-008 |        | 2               | N  | \$ -                    | \$ -                    | \$ -                           | \$ -                       | \$ -                     | \$ -                     | \$ -                            | \$ -                        | \$ -                                 |
| Myers, Bruce D & Gina A                               | 53-08-23-401-005.000-008 | 2360   | 2               | N  | \$ -                    | \$ -                    | \$ -                           | \$ -                       | \$ 2,314.95              | \$ -                     | \$ -                            | \$ 2,314.95                 | \$ 2,314.95                          |
| Farrell, Thomas P Jr & Mary Clare                     | 53-08-23-401-035.000-008 | 2360   | 2               | N  | \$ -                    | \$ -                    | \$ -                           | \$ -                       | \$ 4,187.06              | \$ -                     | \$ -                            | \$ 4,187.06                 | \$ 4,187.06                          |
| Hewitt, Scott E & Kathleen T                          | 53-08-23-401-047.000-008 | 2360   | 2               | N  | \$ -                    | \$ -                    | \$ -                           | \$ -                       | \$ 1,754.96              | \$ -                     | \$ -                            | \$ 1,754.96                 | \$ 1,754.96                          |
| Hoffmann, Frank W & Lee Ann                           | 53-08-23-401-007.000-008 | 2360   | 2               | N  | \$ -                    | \$ -                    | \$ -                           | \$ -                       | \$ 1,422.89              | \$ -                     | \$ -                            | \$ 1,422.89                 | \$ 1,422.89                          |
| Zaleski, Jeffery M & Kelly L                          | 53-08-23-401-010.000-008 | 2081   | 2               | N  | \$ -                    | \$ -                    | \$ -                           | \$ -                       | \$ 2,762.09              | \$ -                     | \$ -                            | \$ 2,762.09                 | \$ 2,762.09                          |
| Tait, Layne S Revocable Trust                         | 53-08-23-401-036.000-008 | 2360   | 2               | N  | \$ -                    | \$ -                    | \$ -                           | \$ -                       | \$ 1,855.15              | \$ -                     | \$ -                            | \$ 1,855.15                 | \$ 1,855.15                          |
| Chong, Sun Cho & Hi Jun                               | 53-08-23-401-057.000-008 | 2360   | 2               | N  | \$ -                    | \$ -                    | \$ -                           | \$ -                       | \$ -                     | \$ 1,470.14              | \$ -                            | \$ 1,470.14                 | \$ 1,470.14                          |
| Cowell, Geri Lea                                      | 53-08-23-401-055.000-008 | 2360   | 2               | N  | \$ -                    | \$ -                    | \$ -                           | \$ -                       | \$ -                     | \$ 2,108.36              | \$ -                            | \$ 2,108.36                 | \$ 2,108.36                          |
| Remak, Ronald F & Carol B Bill C Brown Associates     | 53-08-23-401-049.000-008 | 2360   | 2               | N  | \$ -                    | \$ -                    | \$ -                           | \$ -                       | \$ 2,782.32              | \$ -                     | \$ -                            | \$ 2,782.32                 | \$ 2,782.32                          |
| Turner, Keaton S & Shelby                             | 53-08-23-401-004.000-008 | 2360   | 2               | N  | \$ -                    | \$ -                    | \$ -                           | \$ -                       | \$ 2,829.79              | \$ -                     | \$ -                            | \$ 2,829.79                 | \$ 2,829.79                          |
| Shamloo, Hojjat & Beverly                             | 53-08-23-401-069.000-008 | 2360   | 2               | N  | \$ -                    | \$ -                    | \$ -                           | \$ -                       | \$ 2,301.95              | \$ -                     | \$ -                            | \$ 2,301.95                 | \$ 2,301.95                          |
| McIntyre, Regina S Revocable Living Trust             | 53-08-23-401-030.000-008 | 2360   | 2               | N  | \$ -                    | \$ -                    | \$ -                           | \$ -                       | \$ 2,916.89              | \$ -                     | \$ -                            | \$ 2,916.89                 | \$ 2,916.89                          |
| Miller, Joseph D                                      | 53-08-23-401-053.000-008 | 2360   | 2               | N  | \$ -                    | \$ -                    | \$ -                           | \$ -                       | \$ -                     | \$ -                     | \$ -                            | \$ -                        | \$ -                                 |
| Craig, Nancy  | 53-08-23-401-058.000-008 | 2360   | 2               | N  | \$ -                    | \$ -                    | \$ -                           | \$ -                       | \$ 4,729.84              | \$ -                     | \$ -                            | \$ 4,729.84                 | \$ 4,729.84                          |
| Elliott, Thomas & Laura                               | 53-08-23-401-054.000-008 | 2360   | 2               | N  | \$ -                    | \$ -                    | \$ -                           | \$ -                       | \$ -                     | \$ -                     | \$ -                            | \$ -                        | \$ -                                 |
| Gillard, Paul E & Carol A                             | 53-08-23-401-029.000-008 | 2360   | 2               | N  | \$ -                    | \$ -                    | \$ -                           | \$ -                       | \$ 2,437.81              | \$ -                     | \$ -                            | \$ 2,437.81                 | \$ 2,437.81                          |
| Chang, Warren J                                       | 53-08-23-401-009.000-008 | 2360   | 2               | N  | \$ -                    | \$ -                    | \$ -                           | \$ -                       | \$ 2,671.17              | \$ -                     | \$ -                            | \$ 2,671.17                 | \$ 2,671.17                          |
| Tesoro Property Group LLC                             | 53-08-20-402-008.000-008 |        | 2               | N  | \$ -                    | \$ -                    | \$ -                           | \$ -                       | \$ -                     | \$ 482.67                | \$ -                            | \$ 482.67                   | \$ 482.67                            |
| Alvarez, Paola Z                                      | 53-08-20-402-011.000-008 | 1537   | 2               | N  | \$ -                    | \$ -                    | \$ -                           | \$ -                       | \$ -                     | \$ -                     | \$ -                            | \$ -                        | \$ -                                 |
| James, William David                                  | 53-08-20-402-002.000-008 | 1537   | 2               | N  | \$ -                    | \$ -                    | \$ -                           | \$ -                       | \$ -                     | \$ -                     | \$ -                            | \$ -                        | \$ -                                 |



# City of Bloomington



## Area #2: South-East Annexation Area - Circuit Breaker Impacts Analysis

| Owner Name  | Parcel #                 | Waiver | Annexation Area | AG | Pre-Annex 1% CB Credits | Pre-Annex 2% CB Credits | Pre-Annex 65 & Over CB Credits | Pre-Annex Total CB Credits | Post-Annex 1% CB Credits | Post-Annex 2% CB Credits | Post-Annex 65 & Over CB Credits | Post-Annex Total CB Credits | Total Post-Annex CB Credits Increase |
|---|--------------------------|--------|-----------------|----|-------------------------|-------------------------|--------------------------------|----------------------------|--------------------------|--------------------------|---------------------------------|-----------------------------|--------------------------------------|
| Shapiro, Samuel S   | 53-08-23-401-028.000-008 | 2360   | 2               | N  | \$ -                    | \$ -                    | \$ -                           | \$ -                       | \$ 4,437.97              | \$ -                     | \$ -                            | \$ 4,437.97                 | \$ 4,437.97                          |
| Yumul, Roya   | 53-08-23-401-027.000-008 | 2360   | 2               | N  | \$ -                    | \$ -                    | \$ -                           | \$ -                       | \$ 4,301.46              | \$ -                     | \$ -                            | \$ 4,301.46                 | \$ 4,301.46                          |
| Sterling Woods II Inc   | 53-01-43-513-554.000-008 | 2360   | 2               | Y  | \$ -                    | \$ -                    | \$ -                           | \$ -                       | \$ -                     | \$ -                     | \$ -                            | \$ -                        | \$ -                                 |
| Norris, Justin; Tai, Wendi  | 53-05-36-400-003.000-004 |        | 2               | N  | \$ -                    | \$ -                    | \$ -                           | \$ -                       | \$ 811.63                | \$ -                     | \$ -                            | \$ 811.63                   | \$ 811.63                            |
| Drummond Management LLC   | 53-05-36-400-022.000-004 |        | 2               | N  | \$ -                    | \$ -                    | \$ -                           | \$ -                       | \$ -                     | \$ -                     | \$ -                            | \$ -                        | \$ -                                 |
| Brownfields V LLC   | 53-05-36-400-006.000-004 |        | 2               | N  | \$ -                    | \$ -                    | \$ -                           | \$ -                       | \$ -                     | \$ -                     | \$ -                            | \$ -                        | \$ -                                 |
| Attari, Shahzeen Z  | 53-07-06-200-029.000-014 |        | 2               | N  | \$ -                    | \$ -                    | \$ -                           | \$ -                       | \$ -                     | \$ -                     | \$ -                            | \$ -                        | \$ -                                 |
| Ralston, Robert L   | 53-07-06-200-036.000-014 |        | 2               | N  | \$ -                    | \$ -                    | \$ -                           | \$ -                       | \$ 27.55                 | \$ -                     | \$ -                            | \$ 27.55                    | \$ 27.55                             |
| Barnstone, Elli P Revocable Trust w/l/e   | 53-07-06-200-016.000-014 |        | 2               | N  | \$ -                    | \$ -                    | \$ -                           | \$ -                       | \$ -                     | \$ -                     | \$ -                            | \$ -                        | \$ -                                 |
| Capio, Roy M & Jonnamarie W Revocable Living Trust                              | 53-07-06-200-001.000-014 |        | 2               | N  | \$ -                    | \$ -                    | \$ -                           | \$ -                       | \$ -                     | \$ -                     | \$ -                            | \$ -                        | \$ -                                 |
| Smiley, Katherine & Clint A Buffington  | 53-07-06-200-044.000-014 |        | 2               | N  | \$ -                    | \$ -                    | \$ -                           | \$ -                       | \$ 571.36                | \$ -                     | \$ -                            | \$ 571.36                   | \$ 571.36                            |
| French, Thomas M & Kelley B   | 53-07-06-200-017.000-014 |        | 2               | N  | \$ -                    | \$ -                    | \$ -                           | \$ -                       | \$ 227.44                | \$ -                     | \$ -                            | \$ 227.44                   | \$ 227.44                            |
| Pitkin/Larsen Living Trust  | 53-07-06-200-039.000-014 |        | 2               | N  | \$ -                    | \$ -                    | \$ -                           | \$ -                       | \$ -                     | \$ -                     | \$ -                            | \$ -                        | \$ -                                 |
| Sycamore Land Trust Inc   | 53-07-06-200-010.000-014 |        | 2               | N  | \$ -                    | \$ -                    | \$ -                           | \$ -                       | \$ -                     | \$ -                     | \$ -                            | \$ -                        | \$ -                                 |
| Goetz, Roger N & Michelle K   | 53-07-06-200-018.000-014 |        | 2               | N  | \$ -                    | \$ -                    | \$ -                           | \$ -                       | \$ 492.12                | \$ -                     | \$ -                            | \$ 492.12                   | \$ 492.12                            |
| Clark, John C; Letsinger, Sally L   | 53-07-06-200-038.000-014 |        | 2               | N  | \$ -                    | \$ -                    | \$ -                           | \$ -                       | \$ 464.29                | \$ -                     | \$ -                            | \$ 464.29                   | \$ 464.29                            |
| Rubinger, Richard & Noriko  | 53-07-06-200-043.000-014 |        | 2               | N  | \$ -                    | \$ -                    | \$ -                           | \$ -                       | \$ 116.16                | \$ -                     | \$ -                            | \$ 116.16                   | \$ 116.16                            |
| Heritage Woods Road Assoc. Inc  | 53-07-06-200-037.000-014 |        | 2               | N  | \$ -                    | \$ -                    | \$ -                           | \$ -                       | \$ -                     | \$ -                     | \$ -                            | \$ -                        | \$ -                                 |
| Janes, Sasha & Rebecca A  | 53-07-06-200-030.000-014 |        | 2               | N  | \$ -                    | \$ -                    | \$ -                           | \$ -                       | \$ 114.91                | \$ -                     | \$ -                            | \$ 114.91                   | \$ 114.91                            |
| Terrell, Norman Lee   | 53-08-21-401-007.000-008 | 1547   | 2               | N  | \$ -                    | \$ -                    | \$ 582.00                      | \$ 582.00                  | \$ -                     | \$ -                     | \$ -                            | \$ -                        | \$ (582.00)                          |
| Mirtl, Jason J & Jensen, Kassie J   | 53-08-21-401-002.000-008 | 1547   | 2               | N  | \$ -                    | \$ -                    | \$ -                           | \$ -                       | \$ -                     | \$ -                     | \$ -                            | \$ -                        | \$ -                                 |
| Hall, Terra C & Richard   | 53-08-21-401-005.000-008 | 1547   | 2               | N  | \$ -                    | \$ -                    | \$ -                           | \$ -                       | \$ -                     | \$ -                     | \$ -                            | \$ -                        | \$ -                                 |
| Weaver, Larry L   | 53-08-21-401-001.000-008 | 1547   | 2               | N  | \$ -                    | \$ -                    | \$ -                           | \$ -                       | \$ -                     | \$ -                     | \$ -                            | \$ -                        | \$ -                                 |
| Wood, Michael A & Taylor L  | 53-08-21-401-006.000-008 | 1547   | 2               | N  | \$ -                    | \$ -                    | \$ -                           | \$ -                       | \$ -                     | \$ -                     | \$ -                            | \$ -                        | \$ -                                 |
| Tiller, Beverly A   | 53-08-21-401-032.000-008 | 1547   | 2               | N  | \$ -                    | \$ -                    | \$ -                           | \$ -                       | \$ -                     | \$ -                     | \$ -                            | \$ -                        | \$ -                                 |
| Williams, Robyn R   | 53-08-21-401-003.000-008 | 1547   | 2               | N  | \$ -                    | \$ -                    | \$ -                           | \$ -                       | \$ -                     | \$ -                     | \$ -                            | \$ -                        | \$ -                                 |
| Reeves, Stanley R   | 53-08-21-401-011.000-008 | 1547   | 2               | N  | \$ -                    | \$ -                    | \$ -                           | \$ -                       | \$ -                     | \$ 240.28                | \$ -                            | \$ 240.28                   | \$ 240.28                            |
| Blubaugh, Rene Diane  | 53-08-21-401-034.000-008 | 1547   | 2               | N  | \$ -                    | \$ -                    | \$ -                           | \$ -                       | \$ 29.02                 | \$ -                     | \$ -                            | \$ 29.02                    | \$ 29.02                             |
| McAlister, Jayme  | 53-08-21-400-050.000-008 | 1783   | 2               | N  | \$ -                    | \$ -                    | \$ -                           | \$ -                       | \$ 110.01                | \$ -                     | \$ -                            | \$ 110.01                   | \$ 110.01                            |
| Morgan, Jennifer S  | 53-08-21-400-034.000-008 | 1783   | 2               | N  | \$ -                    | \$ -                    | \$ -                           | \$ -                       | \$ 66.53                 | \$ -                     | \$ -                            | \$ 66.53                    | \$ 66.53                             |
| Peltola, William Joseph Revocable Living Trust & Peltola, Pamela Ruth Revocable | 53-08-21-400-053.000-008 | 1783   | 2               | N  | \$ -                    | \$ -                    | \$ -                           | \$ -                       | \$ -                     | \$ -                     | \$ -                            | \$ -                        | \$ -                                 |
| James, Linda G & Schmidt, Stephen W   | 53-08-21-400-035.000-008 | 1783   | 2               | N  | \$ -                    | \$ -                    | \$ -                           | \$ -                       | \$ 116.21                | \$ -                     | \$ -                            | \$ 116.21                   | \$ 116.21                            |
| Shank, Tyler J & Jana L   | 53-08-21-400-049.000-008 | 1783   | 2               | N  | \$ -                    | \$ -                    | \$ -                           | \$ -                       | \$ 241.87                | \$ -                     | \$ -                            | \$ 241.87                   | \$ 241.87                            |
| Coleman, James K & Irani S  | 53-08-21-400-051.000-008 | 1783   | 2               | N  | \$ -                    | \$ -                    | \$ -                           | \$ -                       | \$ 186.19                | \$ -                     | \$ -                            | \$ 186.19                   | \$ 186.19                            |
| Haycraft, Jane Evelyn Trust   | 53-08-21-400-055.000-008 | 1783   | 2               | N  | \$ -                    | \$ -                    | \$ -                           | \$ -                       | \$ 11.06                 | \$ -                     | \$ -                            | \$ 11.06                    | \$ 11.06                             |
| Bushey, Kraig M   | 53-08-21-400-019.000-008 | 1783   | 2               | N  | \$ -                    | \$ -                    | \$ -                           | \$ -                       | \$ 109.19                | \$ -                     | \$ -                            | \$ 109.19                   | \$ 109.19                            |
| Holland, Paul W & Joellen   | 53-08-21-400-020.000-008 | 1783   | 2               | N  | \$ -                    | \$ -                    | \$ -                           | \$ -                       | \$ 58.25                 | \$ -                     | \$ -                            | \$ 58.25                    | \$ 58.25                             |
| Seifers, Bradley A  | 53-08-21-400-041.000-008 | 1783   | 2               | N  | \$ -                    | \$ -                    | \$ -                           | \$ -                       | \$ -                     | \$ -                     | \$ -                            | \$ -                        | \$ -                                 |
| Thiery, Scott A   | 53-08-21-400-039.000-008 | 1783   | 2               | N  | \$ -                    | \$ -                    | \$ -                           | \$ -                       | \$ 183.29                | \$ -                     | \$ -                            | \$ 183.29                   | \$ 183.29                            |
| Barrett, Douglas C & Dorothy N  | 53-08-21-400-032.000-008 | 1783   | 2               | N  | \$ -                    | \$ -                    | \$ -                           | \$ -                       | \$ -                     | \$ -                     | \$ -                            | \$ -                        | \$ -                                 |
| Blackwell Contractors   | 53-08-21-100-091.002-008 | 1841   | 2               | N  | \$ -                    | \$ -                    | \$ -                           | \$ -                       | \$ -                     | \$ 447.05                | \$ -                            | \$ 447.05                   | \$ 447.05                            |
| Blackwell Contractors   | 53-08-21-100-091.003-008 | 1841   | 2               | N  | \$ -                    | \$ -                    | \$ -                           | \$ -                       | \$ -                     | \$ -                     | \$ -                            | \$ -                        | \$ -                                 |
| Worthey, Michael W & Jeanne C   | 53-08-21-100-090.003-008 | 2497   | 2               | N  | \$ -                    | \$ -                    | \$ -                           | \$ -                       | \$ 1,063.51              | \$ -                     | \$ -                            | \$ 1,063.51                 | \$ 1,063.51                          |
| Johnson, Byrl L & Jacqueline W  | 53-08-21-100-090.004-008 | 2497   | 2               | N  | \$ -                    | \$ -                    | \$ -                           | \$ -                       | \$ -                     | \$ -                     | \$ -                            | \$ -                        | \$ -                                 |
| Engelsman, Richard & Kathleen   | 53-08-21-100-090.005-008 | 2499   | 2               | N  | \$ -                    | \$ -                    | \$ -                           | \$ -                       | \$ 1,202.63              | \$ -                     | \$ -                            | \$ 1,202.63                 | \$ 1,202.63                          |



# City of Bloomington

## Area #2: South-East Annexation Area - Circuit Breaker Impacts Analysis



| Owner Name                               | Parcel #                 | Waiver | Annexation Area | AG | Pre-Annex 1% CB Credits | Pre-Annex 2% CB Credits | Pre-Annex 65 & Over CB Credits | Pre-Annex Total CB Credits | Post-Annex 1% CB Credits | Post-Annex 2% CB Credits | Post-Annex 65 & Over CB Credits | Post-Annex Total CB Credits | Total Post-Annex CB Credits Increase |
|--|--------------------------|--------|-----------------|----|-------------------------|-------------------------|--------------------------------|----------------------------|--------------------------|--------------------------|---------------------------------|-----------------------------|--------------------------------------|
| Mobley, Autumn                           | 53-08-21-100-090.006-008 | 2501   | 2               | N  | \$ -                    | \$ -                    | \$ -                           | \$ -                       | \$ -                     | \$ -                     | \$ -                            | \$ -                        | \$ -                                 |
| Smith, Olivia D                          | 53-08-21-100-090.007-008 | 2501   | 2               | N  | \$ -                    | \$ -                    | \$ -                           | \$ -                       | \$ 1,139.70              | \$ -                     | \$ -                            | \$ 1,139.70                 | \$ 1,139.70                          |
| Wigington, David M & Shana M             | 53-08-21-100-090.008-008 | 2501   | 2               | N  | \$ -                    | \$ -                    | \$ -                           | \$ -                       | \$ 1,166.60              | \$ -                     | \$ -                            | \$ 1,166.60                 | \$ 1,166.60                          |
| Nickel Tree LLC                          | 53-08-21-100-090.009-008 | 2501   | 2               | N  | \$ -                    | \$ -                    | \$ -                           | \$ -                       | \$ -                     | \$ -                     | \$ -                            | \$ -                        | \$ -                                 |
| PS 6 LLC                                 | 53-08-21-100-090.010-008 | 2501   | 2               | N  | \$ -                    | \$ -                    | \$ -                           | \$ -                       | \$ -                     | \$ -                     | \$ -                            | \$ -                        | \$ -                                 |
| Strauss, Jay                             | 53-08-21-100-090.011-008 | 2501   | 2               | N  | \$ -                    | \$ -                    | \$ -                           | \$ -                       | \$ -                     | \$ -                     | \$ -                            | \$ -                        | \$ -                                 |
| Strauss, Jay                             | 53-08-21-100-090.012-008 | 2501   | 2               | N  | \$ -                    | \$ -                    | \$ -                           | \$ -                       | \$ -                     | \$ -                     | \$ -                            | \$ -                        | \$ -                                 |
| Walulik, Stephen; Donnelly-Walulik, Tara | 53-08-21-100-090.013-008 | 2501   | 2               | N  | \$ -                    | \$ -                    | \$ -                           | \$ -                       | \$ 982.37                | \$ -                     | \$ -                            | \$ 982.37                   | \$ 982.37                            |
| Warnick, Austin & Serena                 | 53-08-21-100-090.014-008 | 2497   | 2               | N  | \$ -                    | \$ -                    | \$ -                           | \$ -                       | \$ -                     | \$ -                     | \$ -                            | \$ -                        | \$ -                                 |
| Lockridge, Terry W & Victoria A          | 53-08-21-100-090.015-008 | 2501   | 2               | N  | \$ -                    | \$ -                    | \$ -                           | \$ -                       | \$ 1,239.07              | \$ -                     | \$ -                            | \$ 1,239.07                 | \$ 1,239.07                          |
| Barrett, Jeffery L & Paige               | 53-08-21-100-090.016-008 | 2501   | 2               | N  | \$ -                    | \$ -                    | \$ -                           | \$ -                       | \$ -                     | \$ -                     | \$ -                            | \$ -                        | \$ -                                 |
| Blackwell Contractors Inc                | 53-08-21-100-090.017-008 | 2501   | 2               | N  | \$ -                    | \$ -                    | \$ -                           | \$ -                       | \$ -                     | \$ -                     | \$ -                            | \$ -                        | \$ -                                 |
| Blackwell Contractors Inc                | 53-08-21-100-090.018-008 | 2501   | 2               | N  | \$ -                    | \$ -                    | \$ -                           | \$ -                       | \$ -                     | \$ -                     | \$ -                            | \$ -                        | \$ -                                 |
| Blackwell Contractors Inc                | 53-08-21-100-090.019-008 | 2501   | 2               | N  | \$ -                    | \$ -                    | \$ -                           | \$ -                       | \$ -                     | \$ -                     | \$ -                            | \$ -                        | \$ -                                 |
| Blackwell Contractors Inc                | 53-08-21-100-090.020-008 | 2501   | 2               | N  | \$ -                    | \$ -                    | \$ -                           | \$ -                       | \$ -                     | \$ -                     | \$ -                            | \$ -                        | \$ -                                 |
| Keller, Joseph J & Amy J                 | 53-08-21-100-090.021-008 | 2501   | 2               | N  | \$ -                    | \$ -                    | \$ -                           | \$ -                       | \$ -                     | \$ -                     | \$ -                            | \$ -                        | \$ -                                 |
| Hybrid Investment Group LLC              | 53-08-21-100-090.022-008 | 2501   | 2               | N  | \$ -                    | \$ -                    | \$ -                           | \$ -                       | \$ -                     | \$ -                     | \$ -                            | \$ -                        | \$ -                                 |
| Stone Ridge Community Association Inc    | 53-08-11-400-026.099-008 |        | 2               | N  | \$ -                    | \$ -                    | \$ -                           | \$ -                       | \$ -                     | \$ -                     | \$ -                            | \$ -                        | \$ -                                 |
| YFD LLC                                  | 53-01-43-071-000.000-008 |        | 2               | N  | \$ -                    | \$ -                    | \$ -                           | \$ -                       | \$ -                     | \$ -                     | \$ -                            | \$ -                        | \$ -                                 |

# City of Bloomington

## Area #3: North Island Annexation Area - Circuit Breaker Impacts Analysis



| Owner Name   | Parcel #                 | Waiver | Annexation Area | AG | Pre-Annex 1% CB Credits | Pre-Annex 2% CB Credits | Pre-Annex 65 & Over CB Credits | Pre-Annex Total CB Credits | Post-Annex 1% CB Credits | Post-Annex 2% CB Credits | Post-Annex 65 & Over CB Credits | Post-Annex Total CB Credits | Total Post-Annex CB Credits Increase |
|--|--------------------------|--------|-----------------|----|-------------------------|-------------------------|--------------------------------|----------------------------|--------------------------|--------------------------|---------------------------------|-----------------------------|--------------------------------------|
| B-Town Enterprises LLC   | 53-05-31-301-054.000-004 |        | 3               | N  | \$ -                    | \$ -                    | \$ -                           | \$ -                       | \$ -                     | \$ 228.28                | \$ -                            | \$ 228.28                   | \$ 228.28                            |
| Cowden, Donald L Revocable Trust   | 53-05-31-301-030.000-004 |        | 3               | N  | \$ -                    | \$ -                    | \$ -                           | \$ -                       | \$ -                     | \$ 149.22                | \$ -                            | \$ 149.22                   | \$ 149.22                            |
| Onken, Jimmie & Washington, Rhonda   | 53-05-31-301-057.000-004 |        | 3               | N  | \$ -                    | \$ -                    | \$ 125.00                      | \$ 125.00                  | \$ -                     | \$ -                     | \$ 268.05                       | \$ 268.05                   | \$ 143.05                            |
| Stephens, Chad M   | 53-05-31-301-132.000-004 |        | 3               | N  | \$ -                    | \$ -                    | \$ -                           | \$ -                       | \$ -                     | \$ -                     | \$ -                            | \$ -                        | \$ -                                 |
| PipJay Properties LLC  | 53-05-31-301-183.000-004 |        | 3               | N  | \$ -                    | \$ -                    | \$ -                           | \$ -                       | \$ -                     | \$ -                     | \$ -                            | \$ -                        | \$ -                                 |
| Stephens, Chad M   | 53-05-31-301-144.000-004 | 1409   | 3               | N  | \$ -                    | \$ -                    | \$ -                           | \$ -                       | \$ -                     | \$ 296.79                | \$ -                            | \$ 296.79                   | \$ 296.79                            |
| PipJay Properties LLC  | 53-05-31-301-125.000-004 |        | 3               | N  | \$ -                    | \$ -                    | \$ -                           | \$ -                       | \$ -                     | \$ 191.65                | \$ -                            | \$ 191.65                   | \$ 191.65                            |
| Stephens, Chad M   | 53-05-31-301-133.000-004 |        | 3               | N  | \$ -                    | \$ -                    | \$ -                           | \$ -                       | \$ -                     | \$ -                     | \$ -                            | \$ -                        | \$ -                                 |
| PipJay Properties LLC  | 53-05-31-301-152.000-004 |        | 3               | N  | \$ -                    | \$ -                    | \$ -                           | \$ -                       | \$ -                     | \$ -                     | \$ -                            | \$ -                        | \$ -                                 |
| Hughey, Joshua & Shanna  | 53-05-31-301-123.000-004 |        | 3               | N  | \$ -                    | \$ -                    | \$ -                           | \$ -                       | \$ -                     | \$ -                     | \$ -                            | \$ -                        | \$ -                                 |
| Reynolds, Diana J McGuire  | 53-05-31-301-168.000-004 |        | 3               | N  | \$ -                    | \$ -                    | \$ -                           | \$ -                       | \$ 97.42                 | \$ 94.47                 | \$ -                            | \$ 191.90                   | \$ 191.90                            |
| Shaffer, Elizabeth Eve   | 53-05-31-301-147.000-004 |        | 3               | N  | \$ -                    | \$ -                    | \$ -                           | \$ -                       | \$ -                     | \$ 242.56                | \$ -                            | \$ 242.56                   | \$ 242.56                            |
| LaPadula, Louann J & Gerard J  | 53-05-31-301-080.000-004 |        | 3               | N  | \$ -                    | \$ -                    | \$ -                           | \$ -                       | \$ -                     | \$ -                     | \$ -                            | \$ -                        | \$ -                                 |
| Burch, Sueella D   | 53-05-31-301-079.000-004 |        | 3               | N  | \$ -                    | \$ -                    | \$ -                           | \$ -                       | \$ -                     | \$ -                     | \$ -                            | \$ -                        | \$ -                                 |
| McKee Properties Inc   | 53-05-31-301-031.000-004 | 1786   | 3               | N  | \$ -                    | \$ -                    | \$ -                           | \$ -                       | \$ -                     | \$ 240.49                | \$ -                            | \$ 240.49                   | \$ 240.49                            |
| Cowden, Donald L Revocable Trust   | 53-05-31-301-009.000-004 | 1175   | 3               | N  | \$ -                    | \$ -                    | \$ -                           | \$ -                       | \$ -                     | \$ 203.03                | \$ -                            | \$ 203.03                   | \$ 203.03                            |
| Thrasher, Mark K   | 53-05-31-301-062.000-004 |        | 3               | N  | \$ -                    | \$ -                    | \$ -                           | \$ -                       | \$ -                     | \$ -                     | \$ -                            | \$ -                        | \$ -                                 |
| Hearne Development LLC   | 53-05-31-301-122.000-004 | 1377   | 3               | N  | \$ -                    | \$ -                    | \$ -                           | \$ -                       | \$ -                     | \$ 215.66                | \$ -                            | \$ 215.66                   | \$ 215.66                            |
| Hearne Development LLC   | 53-05-31-301-120.000-004 | 1504   | 3               | N  | \$ -                    | \$ -                    | \$ -                           | \$ -                       | \$ -                     | \$ -                     | \$ -                            | \$ -                        | \$ -                                 |
| Holdeman, Vicky L Rev Trust  | 53-05-31-301-124.000-004 |        | 3               | N  | \$ -                    | \$ -                    | \$ -                           | \$ -                       | \$ -                     | \$ 360.53                | \$ -                            | \$ 360.53                   | \$ 360.53                            |
| Sturgeon, Harold & Lavangelin  | 53-05-31-301-175.000-004 |        | 3               | N  | \$ -                    | \$ -                    | \$ -                           | \$ -                       | \$ -                     | \$ -                     | \$ -                            | \$ -                        | \$ -                                 |
| Finley, Marsha Elaine  | 53-05-31-301-028.000-004 |        | 3               | N  | \$ -                    | \$ -                    | \$ -                           | \$ -                       | \$ -                     | \$ 243.80                | \$ -                            | \$ 243.80                   | \$ 243.80                            |
| Finley, Marsha Elaine  | 53-05-31-301-012.000-004 |        | 3               | N  | \$ -                    | \$ -                    | \$ -                           | \$ -                       | \$ -                     | \$ -                     | \$ -                            | \$ -                        | \$ -                                 |
| Finley, Marsha Elaine  | 53-05-31-301-072.000-004 |        | 3               | N  | \$ -                    | \$ -                    | \$ -                           | \$ -                       | \$ -                     | \$ -                     | \$ -                            | \$ -                        | \$ -                                 |
| Edington, Mary Anne Revocable Trust  | 53-05-31-301-084.000-004 | 1365   | 3               | N  | \$ -                    | \$ -                    | \$ -                           | \$ -                       | \$ -                     | \$ 288.92                | \$ -                            | \$ 288.92                   | \$ 288.92                            |
| Edington, Mary Anne Revocable Trust  | 53-05-31-301-061.000-004 | 1365   | 3               | N  | \$ -                    | \$ -                    | \$ -                           | \$ -                       | \$ -                     | \$ -                     | \$ -                            | \$ -                        | \$ -                                 |
| DAJA Properties II LLC   | 53-05-31-301-195.000-004 |        | 3               | N  | \$ -                    | \$ -                    | \$ -                           | \$ -                       | \$ -                     | \$ 626.07                | \$ -                            | \$ 626.07                   | \$ 626.07                            |
| Daja Properties III LLC  | 53-05-31-301-047.000-004 |        | 3               | N  | \$ -                    | \$ -                    | \$ -                           | \$ -                       | \$ -                     | \$ 329.07                | \$ -                            | \$ 329.07                   | \$ 329.07                            |
| Tatlock, Lori G; Schulz, Brandon D & Schulz, Kendyll G W/LE Tatlock, Harold L Jr | 53-05-31-301-036.000-004 |        | 3               | N  | \$ -                    | \$ -                    | \$ -                           | \$ -                       | \$ -                     | \$ -                     | \$ -                            | \$ -                        | \$ -                                 |
| Tatlock, Lori G; Schulz, Brandon D & Schulz, Kendyll G W/LE Tatlock, Harold L Jr | 53-05-31-301-010.000-004 |        | 3               | N  | \$ -                    | \$ -                    | \$ 185.00                      | \$ 185.00                  | \$ -                     | \$ -                     | \$ 396.44                       | \$ 396.44                   | \$ 211.44                            |
| Gott, Donna  | 53-05-31-301-070.000-004 |        | 3               | N  | \$ -                    | \$ -                    | \$ -                           | \$ -                       | \$ -                     | \$ -                     | \$ -                            | \$ -                        | \$ -                                 |
| YKMS Investments LLC   | 53-05-31-301-126.000-004 |        | 3               | N  | \$ -                    | \$ -                    | \$ -                           | \$ -                       | \$ -                     | \$ 232.42                | \$ -                            | \$ 232.42                   | \$ 232.42                            |
| Drake, Elizabeth Ann   | 53-05-31-301-046.000-004 |        | 3               | N  | \$ -                    | \$ -                    | \$ 174.00                      | \$ 174.00                  | \$ -                     | \$ -                     | \$ 457.14                       | \$ 457.14                   | \$ 283.14                            |
| Stewart, Darlene   | 53-05-31-301-038.000-004 |        | 3               | N  | \$ -                    | \$ -                    | \$ -                           | \$ -                       | \$ -                     | \$ -                     | \$ -                            | \$ -                        | \$ -                                 |
| Crohn, Shawna D.   | 53-05-31-301-014.000-004 |        | 3               | N  | \$ -                    | \$ -                    | \$ -                           | \$ -                       | \$ -                     | \$ 157.50                | \$ -                            | \$ 157.50                   | \$ 157.50                            |
| Tatlock, Lori G; Schulz, Brandon D & Schulz, Kendyll G W/LE Tatlock, Harold L Jr | 53-05-31-301-075.000-004 |        | 3               | N  | \$ -                    | \$ -                    | \$ -                           | \$ -                       | \$ -                     | \$ -                     | \$ -                            | \$ -                        | \$ -                                 |
| Franklin, Anthony  | 53-05-31-301-074.000-004 |        | 3               | N  | \$ -                    | \$ -                    | \$ -                           | \$ -                       | \$ -                     | \$ -                     | \$ -                            | \$ -                        | \$ -                                 |
| Poole, Evan, W; Wagner, Kristin E  | 53-05-31-301-170.000-004 |        | 3               | N  | \$ -                    | \$ -                    | \$ -                           | \$ -                       | \$ -                     | \$ -                     | \$ -                            | \$ -                        | \$ -                                 |
| Alacrity Investments LLC   | 53-05-31-301-058.000-004 |        | 3               | N  | \$ -                    | \$ -                    | \$ -                           | \$ -                       | \$ -                     | \$ -                     | \$ -                            | \$ -                        | \$ -                                 |
| Pittman, Mildred   | 53-05-31-301-092.000-004 |        | 3               | N  | \$ -                    | \$ -                    | \$ 99.00                       | \$ 99.00                   | \$ -                     | \$ -                     | \$ 197.83                       | \$ 197.83                   | \$ 98.83                             |

# City of Bloomington

## Area #3: North Island Annexation Area - Circuit Breaker Impacts Analysis



| Owner Name   | Parcel #                 | Waiver | Annexation Area | AG | Pre-Annex 1% CB Credits | Pre-Annex 2% CB Credits | Pre-Annex 65 & Over CB Credits | Pre-Annex Total CB Credits | Post-Annex 1% CB Credits | Post-Annex 2% CB Credits | Post-Annex 65 & Over CB Credits | Post-Annex Total CB Credits | Total Post-Annex CB Credits Increase |
|--|--------------------------|--------|-----------------|----|-------------------------|-------------------------|--------------------------------|----------------------------|--------------------------|--------------------------|---------------------------------|-----------------------------|--------------------------------------|
| Dickerson, Ava Joan; McDaniel, David Kyle                            | 53-05-31-301-085.000-004 | 1397   | 3               | N  | \$ -                    | \$ -                    | \$ -                           | \$ -                       | \$ -                     | \$ -                     | \$ -                            | \$ -                        | \$ -                                 |
| Mayberry, Sarah & Dolby, Mitch                                       | 53-05-31-301-105.000-004 |        | 3               | N  | \$ -                    | \$ -                    | \$ -                           | \$ -                       | \$ -                     | \$ -                     | \$ -                            | \$ -                        | \$ -                                 |
| SJDC LLC   | 53-05-31-301-082.000-004 | 2321   | 3               | N  | \$ -                    | \$ -                    | \$ -                           | \$ -                       | \$ -                     | \$ 5,126.94              | \$ -                            | \$ 5,126.94                 | \$ 5,126.94                          |
| Dillard Rentals LLC  | 53-05-31-301-029.000-004 | 2321   | 3               | N  | \$ -                    | \$ -                    | \$ -                           | \$ -                       | \$ -                     | \$ 289.75                | \$ -                            | \$ 289.75                   | \$ 289.75                            |
| Johnson, Sandra L  | 53-05-31-301-160.000-004 |        | 3               | N  | \$ -                    | \$ -                    | \$ -                           | \$ -                       | \$ -                     | \$ -                     | \$ -                            | \$ -                        | \$ -                                 |
| Ritter, Stephen L  | 53-05-31-301-155.000-004 |        | 3               | N  | \$ -                    | \$ -                    | \$ 378.00                      | \$ 378.00                  | \$ -                     | \$ -                     | \$ 702.28                       | \$ 702.28                   | \$ 324.28                            |
| Harding, Mary B & Gary D   | 53-05-31-301-136.000-004 |        | 3               | N  | \$ -                    | \$ -                    | \$ -                           | \$ -                       | \$ -                     | \$ -                     | \$ -                            | \$ -                        | \$ -                                 |
| Gordillo, James M  | 53-05-31-301-189.000-004 | 1387   | 3               | N  | \$ -                    | \$ -                    | \$ -                           | \$ -                       | \$ -                     | \$ -                     | \$ -                            | \$ -                        | \$ -                                 |
| Breeden, Herbert E & Charlotte F & w/l/e Herbert & Charlotte Breeden | 53-05-31-301-107.000-004 |        | 3               | N  | \$ -                    | \$ -                    | \$ -                           | \$ -                       | \$ -                     | \$ -                     | \$ -                            | \$ -                        | \$ -                                 |
| Harris, D Randall & Brenda W   | 53-05-31-301-143.000-004 | 1400   | 3               | N  | \$ -                    | \$ -                    | \$ -                           | \$ -                       | \$ -                     | \$ -                     | \$ -                            | \$ -                        | \$ -                                 |
| Lucas, Ricky L   | 53-05-31-301-128.000-004 |        | 3               | N  | \$ -                    | \$ -                    | \$ -                           | \$ -                       | \$ -                     | \$ -                     | \$ -                            | \$ -                        | \$ -                                 |
| Edington, Mary Anne Revocable Trust                                  | 53-05-31-301-190.000-004 | 1902   | 3               | N  | \$ -                    | \$ -                    | \$ -                           | \$ -                       | \$ -                     | \$ 301.34                | \$ -                            | \$ 301.34                   | \$ 301.34                            |
| Cowden, Donald L Revocable Trust                                     | 53-05-31-301-068.000-004 | 1810   | 3               | N  | \$ -                    | \$ -                    | \$ -                           | \$ -                       | \$ -                     | \$ -                     | \$ -                            | \$ -                        | \$ -                                 |
| Trimmer, William   | 53-05-31-301-134.000-004 |        | 3               | N  | \$ -                    | \$ -                    | \$ -                           | \$ -                       | \$ -                     | \$ 211.52                | \$ -                            | \$ 211.52                   | \$ 211.52                            |
| Triple Crown Ventures LLC  | 53-05-31-301-100.000-004 |        | 3               | N  | \$ -                    | \$ -                    | \$ -                           | \$ -                       | \$ -                     | \$ -                     | \$ -                            | \$ -                        | \$ -                                 |
| Triple Crown Ventures LLC  | 53-05-31-301-102.000-004 |        | 3               | N  | \$ -                    | \$ -                    | \$ -                           | \$ -                       | \$ -                     | \$ 355.36                | \$ -                            | \$ 355.36                   | \$ 355.36                            |
| Triple Crown Ventures LLC  | 53-05-31-301-112.000-004 |        | 3               | N  | \$ -                    | \$ -                    | \$ -                           | \$ -                       | \$ -                     | \$ -                     | \$ -                            | \$ -                        | \$ -                                 |
| Drummy, Deborah C  | 53-05-31-301-197.000-004 | 1375   | 3               | N  | \$ -                    | \$ -                    | \$ -                           | \$ -                       | \$ -                     | \$ -                     | \$ -                            | \$ -                        | \$ -                                 |
| Rosales, Elizabeth A   | 53-05-31-301-181.000-004 | 1376   | 3               | N  | \$ -                    | \$ -                    | \$ -                           | \$ -                       | \$ -                     | \$ -                     | \$ -                            | \$ -                        | \$ -                                 |
| Cranford, Samuel M   | 53-05-31-301-104.000-004 | 1376   | 3               | N  | \$ -                    | \$ -                    | \$ -                           | \$ -                       | \$ -                     | \$ -                     | \$ -                            | \$ -                        | \$ -                                 |
| Cassidy, James Watson  | 53-05-31-301-159.000-004 |        | 3               | N  | \$ -                    | \$ -                    | \$ -                           | \$ -                       | \$ -                     | \$ -                     | \$ -                            | \$ -                        | \$ -                                 |
| Baugh/Whaley Investments, LLC  | 53-05-31-301-138.000-004 | 2458   | 3               | N  | \$ -                    | \$ -                    | \$ -                           | \$ -                       | \$ -                     | \$ 1,227.92              | \$ -                            | \$ 1,227.92                 | \$ 1,227.92                          |
| Collier, James E   | 53-05-31-301-095.000-004 | 2489   | 3               | N  | \$ -                    | \$ -                    | \$ -                           | \$ -                       | \$ 281.42                | \$ -                     | \$ -                            | \$ 281.42                   | \$ 281.42                            |
| DAJA Properties LLC  | 53-05-31-301-015.000-004 |        | 3               | N  | \$ -                    | \$ -                    | \$ -                           | \$ -                       | \$ -                     | \$ 190.20                | \$ -                            | \$ 190.20                   | \$ 190.20                            |
| Poole, Evan W; Wagner, Kristin E                                     | 53-05-31-301-064.000-004 |        | 3               | N  | \$ -                    | \$ -                    | \$ -                           | \$ -                       | \$ -                     | \$ -                     | \$ -                            | \$ -                        | \$ -                                 |
| Burch, Betty J   | 53-05-31-301-060.000-004 |        | 3               | N  | \$ -                    | \$ -                    | \$ -                           | \$ -                       | \$ -                     | \$ -                     | \$ 87.34                        | \$ 87.34                    | \$ 87.34                             |
| Liles, Lena  | 53-05-31-301-127.000-004 |        | 3               | N  | \$ -                    | \$ -                    | \$ -                           | \$ -                       | \$ -                     | \$ -                     | \$ -                            | \$ -                        | \$ -                                 |
| Holdeman, Vicky L Trust  | 53-05-31-301-067.000-004 | 2055   | 3               | N  | \$ -                    | \$ -                    | \$ -                           | \$ -                       | \$ -                     | \$ 62.09                 | \$ -                            | \$ 62.09                    | \$ 62.09                             |
| Holdeman, Vicky L Trust  | 53-05-31-301-119.000-004 | 2055   | 3               | N  | \$ -                    | \$ -                    | \$ -                           | \$ -                       | \$ -                     | \$ 90.44                 | \$ -                            | \$ 90.44                    | \$ 90.44                             |
| DAJA Properties LLC  | 53-05-31-301-115.000-004 | 2362   | 3               | N  | \$ -                    | \$ -                    | \$ -                           | \$ -                       | \$ -                     | \$ 60.02                 | \$ -                            | \$ 60.02                    | \$ 60.02                             |
| Miller, Robert D & Ginger  | 53-05-31-301-113.000-004 | 1376   | 3               | N  | \$ -                    | \$ -                    | \$ -                           | \$ -                       | \$ -                     | \$ -                     | \$ -                            | \$ -                        | \$ -                                 |
| Redeemer Community Church of Bloomington Inc                         | 53-05-31-301-044.000-004 |        | 3               | N  | \$ -                    | \$ -                    | \$ -                           | \$ -                       | \$ -                     | \$ -                     | \$ -                            | \$ -                        | \$ -                                 |
| Redeemer Community Church of Bloomington Inc                         | 53-05-31-301-194.000-004 |        | 3               | N  | \$ -                    | \$ -                    | \$ -                           | \$ -                       | \$ -                     | \$ -                     | \$ -                            | \$ -                        | \$ -                                 |
| Redeemer Community Church of Bloomington Inc                         | 53-05-31-301-196.000-004 |        | 3               | N  | \$ -                    | \$ -                    | \$ -                           | \$ -                       | \$ -                     | \$ -                     | \$ -                            | \$ -                        | \$ -                                 |
| Finley, Marsha Elaine , L / E Iris Pansy                             | 53-05-31-301-017.000-004 |        | 3               | N  | \$ -                    | \$ -                    | \$ -                           | \$ -                       | \$ -                     | \$ -                     | \$ -                            | \$ -                        | \$ -                                 |
| Endwright, Randy K. & Nancy  | 53-05-31-301-086.000-004 |        | 3               | N  | \$ -                    | \$ -                    | \$ -                           | \$ -                       | \$ -                     | \$ -                     | \$ -                            | \$ -                        | \$ -                                 |
| Chastain, Troy & Jeanice   | 53-05-31-301-179.000-004 | 1369   | 3               | N  | \$ -                    | \$ -                    | \$ -                           | \$ -                       | \$ -                     | \$ -                     | \$ -                            | \$ -                        | \$ -                                 |
| Endwright, Randy K. & Nancy  | 53-05-31-301-096.000-004 |        | 3               | N  | \$ -                    | \$ -                    | \$ -                           | \$ -                       | \$ -                     | \$ -                     | \$ -                            | \$ -                        | \$ -                                 |
| Crites, Amie N   | 53-05-31-301-141.000-004 | 1386   | 3               | N  | \$ -                    | \$ -                    | \$ -                           | \$ -                       | \$ -                     | \$ -                     | \$ -                            | \$ -                        | \$ -                                 |
| King, Thomas F W/L/E Lammey, Lesli Jo & Delp, Roberta Lynn           | 53-05-31-301-145.000-004 | 1378   | 3               | N  | \$ -                    | \$ -                    | \$ 299.00                      | \$ 299.00                  | \$ -                     | \$ -                     | \$ -                            | \$ -                        | \$ (299.00)                          |

# City of Bloomington

## Area #3: North Island Annexation Area - Circuit Breaker Impacts Analysis



| Owner Name   | Parcel #                 | Waiver | Annexation Area | AG | Pre-Annex 1% CB Credits | Pre-Annex 2% CB Credits | Pre-Annex 65 & Over CB Credits | Pre-Annex Total CB Credits | Post-Annex 1% CB Credits | Post-Annex 2% CB Credits | Post-Annex 65 & Over CB Credits | Post-Annex Total CB Credits | Total Post-Annex CB Credits Increase |
|--|--------------------------|--------|-----------------|----|-------------------------|-------------------------|--------------------------------|----------------------------|--------------------------|--------------------------|---------------------------------|-----------------------------|--------------------------------------|
| King, Thomas F W/L/E Lammey, Lesli Jo & Delp, Roberta Lynn | 53-05-31-301-146.000-004 | 1378   | 3               | N  | \$ -                    | \$ -                    | \$ -                           | \$ -                       | \$ -                     | \$ -                     | \$ -                            | \$ -                        | \$ -                                 |
| Richards, Brian D  | 53-05-31-301-098.000-004 | 1380   | 3               | N  | \$ -                    | \$ -                    | \$ -                           | \$ -                       | \$ -                     | \$ -                     | \$ -                            | \$ -                        | \$ -                                 |
| Goddin, Jeffrey K & Glenna M                               | 53-05-31-301-118.000-004 |        | 3               | N  | \$ -                    | \$ -                    | \$ -                           | \$ -                       | \$ -                     | \$ -                     | \$ -                            | \$ -                        | \$ -                                 |
| Perkins, Herbert L & Sandra K                              | 53-05-31-301-063.000-004 |        | 3               | N  | \$ -                    | \$ -                    | \$ -                           | \$ -                       | \$ -                     | \$ -                     | \$ -                            | \$ -                        | \$ -                                 |
| Andersen, Greg & Lori Revocable Trust                      | 53-05-31-301-174.000-004 |        | 3               | N  | \$ -                    | \$ -                    | \$ -                           | \$ -                       | \$ -                     | \$ 249.39                | \$ -                            | \$ 249.39                   | \$ 249.39                            |
| Brown, Christopher Adam                                    | 53-05-31-301-177.000-004 |        | 3               | N  | \$ -                    | \$ -                    | \$ -                           | \$ -                       | \$ -                     | \$ -                     | \$ -                            | \$ -                        | \$ -                                 |
| Thrasher, Mark K   | 53-05-31-301-171.000-004 |        | 3               | N  | \$ -                    | \$ -                    | \$ -                           | \$ -                       | \$ -                     | \$ -                     | \$ -                            | \$ -                        | \$ -                                 |
| Johnson, Marcia D Revocable Trust                          | 53-05-31-301-162.000-004 |        | 3               | N  | \$ -                    | \$ -                    | \$ -                           | \$ -                       | \$ -                     | \$ -                     | \$ -                            | \$ -                        | \$ -                                 |
| Gudeman, Mary Ann  | 53-05-31-301-110.000-004 |        | 3               | N  | \$ -                    | \$ -                    | \$ -                           | \$ -                       | \$ -                     | \$ -                     | \$ -                            | \$ -                        | \$ -                                 |
| KNN Properties, LLC  | 53-05-31-301-051.000-004 |        | 3               | N  | \$ -                    | \$ -                    | \$ -                           | \$ -                       | \$ -                     | \$ -                     | \$ -                            | \$ -                        | \$ -                                 |
| Ritter, Danny J  | 53-05-31-301-071.000-004 |        | 3               | N  | \$ -                    | \$ -                    | \$ -                           | \$ -                       | \$ -                     | \$ -                     | \$ -                            | \$ -                        | \$ -                                 |
| Franklin, Anthony  | 53-05-31-301-039.000-004 |        | 3               | N  | \$ -                    | \$ -                    | \$ -                           | \$ -                       | \$ -                     | \$ -                     | \$ -                            | \$ -                        | \$ -                                 |
| Westmoreland LLC   | 53-05-31-301-055.000-004 |        | 3               | N  | \$ -                    | \$ -                    | \$ -                           | \$ -                       | \$ -                     | \$ 363.02                | \$ -                            | \$ 363.02                   | \$ 363.02                            |
| Roll, Douglas H  | 53-05-31-301-180.000-004 | 1365   | 3               | N  | \$ -                    | \$ -                    | \$ -                           | \$ -                       | \$ -                     | \$ -                     | \$ -                            | \$ -                        | \$ -                                 |
| Chilton, Theron G  | 53-05-31-301-025.000-004 |        | 3               | N  | \$ -                    | \$ -                    | \$ -                           | \$ -                       | \$ -                     | \$ -                     | \$ -                            | \$ -                        | \$ -                                 |
| Stewart, Darlene S F                                       | 53-05-31-301-035.000-004 |        | 3               | N  | \$ -                    | \$ -                    | \$ -                           | \$ -                       | \$ -                     | \$ 101.00                | \$ -                            | \$ 101.00                   | \$ 101.00                            |
| Stewart, Darlene S F                                       | 53-05-31-301-093.000-004 |        | 3               | N  | \$ -                    | \$ -                    | \$ -                           | \$ -                       | \$ -                     | \$ -                     | \$ -                            | \$ -                        | \$ -                                 |
| Jones, Jeffrey S   | 53-05-31-301-172.000-004 |        | 3               | N  | \$ -                    | \$ -                    | \$ -                           | \$ -                       | \$ -                     | \$ 271.33                | \$ -                            | \$ 271.33                   | \$ 271.33                            |
| Sumner, Max R  | 53-05-31-301-076.000-004 |        | 3               | N  | \$ -                    | \$ -                    | \$ -                           | \$ -                       | \$ -                     | \$ -                     | \$ -                            | \$ -                        | \$ -                                 |
| McCadden, Joseph T & Mollie R                              | 53-05-31-301-103.000-004 |        | 3               | N  | \$ -                    | \$ -                    | \$ -                           | \$ -                       | \$ -                     | \$ -                     | \$ -                            | \$ -                        | \$ -                                 |
| Curry, Lawrence W. & Wilma Jean                            | 53-05-31-301-187.000-004 |        | 3               | N  | \$ -                    | \$ -                    | \$ -                           | \$ -                       | \$ -                     | \$ -                     | \$ -                            | \$ -                        | \$ -                                 |
| Callanan, Patrick J & Sara Bloomer                         | 53-05-31-301-129.000-004 | 1388   | 3               | N  | \$ -                    | \$ -                    | \$ -                           | \$ -                       | \$ -                     | \$ -                     | \$ -                            | \$ -                        | \$ -                                 |
| Triple Crown Ventures LLC                                  | 53-05-31-301-117.000-004 |        | 3               | N  | \$ -                    | \$ -                    | \$ -                           | \$ -                       | \$ -                     | \$ -                     | \$ -                            | \$ -                        | \$ -                                 |
| Slater, William H Jr & Sunny K                             | 53-05-31-301-148.000-004 |        | 3               | N  | \$ -                    | \$ -                    | \$ -                           | \$ -                       | \$ -                     | \$ 190.89                | \$ -                            | \$ 190.89                   | \$ 190.89                            |
| Sipes, Christopher   | 53-05-31-301-151.000-004 |        | 3               | N  | \$ -                    | \$ -                    | \$ -                           | \$ -                       | \$ -                     | \$ -                     | \$ -                            | \$ -                        | \$ -                                 |

# City of Bloomington

## Area #3: North Island Annexation Area - Circuit Breaker Impacts Analysis



| Owner Name   | Parcel #                 | Waiver | Annexation Area | AG | Pre-Annex 1% CB Credits | Pre-Annex 2% CB Credits | Pre-Annex 65 & Over CB Credits | Pre-Annex Total CB Credits | Post-Annex 1% CB Credits | Post-Annex 2% CB Credits | Post-Annex 65 & Over CB Credits | Post-Annex Total CB Credits | Total Post-Annex CB Credits Increase |
|--|--------------------------|--------|-----------------|----|-------------------------|-------------------------|--------------------------------|----------------------------|--------------------------|--------------------------|---------------------------------|-----------------------------|--------------------------------------|
| Triple Crown Ventures LLC                                    | 53-05-31-301-032.000-004 |        | 3               | N  | \$ -                    | \$ -                    | \$ -                           | \$ -                       | \$ -                     | \$ 235.94                | \$ -                            | \$ 235.94                   | \$ 235.94                            |
| Triple Crown Ventures LLC                                    | 53-05-31-301-121.000-004 |        | 3               | N  | \$ -                    | \$ -                    | \$ -                           | \$ -                       | \$ -                     | \$ -                     | \$ -                            | \$ -                        | \$ -                                 |
| Toso, Justin T & Mcguire, Caitlin E                          | 53-05-31-301-016.000-004 |        | 3               | N  | \$ -                    | \$ -                    | \$ -                           | \$ -                       | \$ -                     | \$ -                     | \$ -                            | \$ -                        | \$ -                                 |
| Reynolds, Diana J; Howey, Patricia L                         | 53-05-31-301-059.000-004 |        | 3               | N  | \$ -                    | \$ -                    | \$ -                           | \$ -                       | \$ -                     | \$ 185.03                | \$ -                            | \$ 185.03                   | \$ 185.03                            |
| Hale, Rebecca A  | 53-05-31-301-137.000-004 |        | 3               | N  | \$ -                    | \$ -                    | \$ -                           | \$ -                       | \$ 21.68                 | \$ -                     | \$ -                            | \$ 21.68                    | \$ 21.68                             |
| Reynolds, Steve E Jr & Kim Stephens                          | 53-05-31-301-018.000-004 |        | 3               | N  | \$ -                    | \$ -                    | \$ -                           | \$ -                       | \$ -                     | \$ -                     | \$ -                            | \$ -                        | \$ -                                 |
| Whiteman, Terri L  | 53-05-31-301-043.000-004 |        | 3               | N  | \$ -                    | \$ -                    | \$ -                           | \$ -                       | \$ -                     | \$ 183.16                | \$ -                            | \$ 183.16                   | \$ 183.16                            |
| Llewellyn, Steven M & Arlyn E                                | 53-05-31-301-192.000-004 | 1374   | 3               | N  | \$ -                    | \$ -                    | \$ -                           | \$ -                       | \$ -                     | \$ -                     | \$ -                            | \$ -                        | \$ -                                 |
| Fitzgearld, Lisa Anne & Patrick J                            | 53-05-31-301-198.000-004 |        | 3               | N  | \$ -                    | \$ -                    | \$ -                           | \$ -                       | \$ 91.16                 | \$ -                     | \$ -                            | \$ 91.16                    | \$ 91.16                             |
| Hickman, Richard A.  | 53-05-31-301-157.000-004 |        | 3               | N  | \$ -                    | \$ -                    | \$ -                           | \$ -                       | \$ -                     | \$ -                     | \$ -                            | \$ -                        | \$ -                                 |
| Hsieh, Ming-Feng; Lin, Mei-Hui                               | 53-05-31-301-185.000-004 |        | 3               | N  | \$ -                    | \$ -                    | \$ -                           | \$ -                       | \$ -                     | \$ 350.81                | \$ -                            | \$ 350.81                   | \$ 350.81                            |
| Turi, Jordan M & Turi, Jeremy L                              | 53-05-31-301-150.000-004 |        | 3               | N  | \$ -                    | \$ -                    | \$ -                           | \$ -                       | \$ -                     | \$ -                     | \$ -                            | \$ -                        | \$ -                                 |
| Padawan, Jacob Arthur  | 53-05-31-301-135.000-004 |        | 3               | N  | \$ -                    | \$ -                    | \$ -                           | \$ -                       | \$ -                     | \$ -                     | \$ -                            | \$ -                        | \$ -                                 |
| Baumann, Carol & Terry; Baumann, Rebecca & Lisa Anne Delgado | 53-05-31-301-078.000-004 | 2194   | 3               | N  | \$ -                    | \$ -                    | \$ -                           | \$ -                       | \$ -                     | \$ -                     | \$ -                            | \$ -                        | \$ -                                 |
| Fromlak, Eve L   | 53-05-31-301-108.000-004 |        | 3               | N  | \$ -                    | \$ -                    | \$ -                           | \$ -                       | \$ 10.97                 | \$ -                     | \$ -                            | \$ 10.97                    | \$ 10.97                             |
| Fromlak, Eve L   | 53-05-31-301-083.000-004 |        | 3               | N  | \$ -                    | \$ -                    | \$ -                           | \$ -                       | \$ -                     | \$ -                     | \$ -                            | \$ -                        | \$ -                                 |
| Goodbeer, Christopher M; Ellis, William                      | 53-05-31-301-184.000-004 |        | 3               | N  | \$ -                    | \$ -                    | \$ -                           | \$ -                       | \$ -                     | \$ -                     | \$ -                            | \$ -                        | \$ -                                 |
| Doolittle, Gardner   | 53-05-31-301-139.000-004 |        | 3               | N  | \$ -                    | \$ -                    | \$ -                           | \$ -                       | \$ -                     | \$ 225.18                | \$ -                            | \$ 225.18                   | \$ 225.18                            |
| Stewart, Darlene F   | 53-05-31-301-045.000-004 |        | 3               | N  | \$ -                    | \$ -                    | \$ -                           | \$ -                       | \$ -                     | \$ 210.48                | \$ -                            | \$ 210.48                   | \$ 210.48                            |
| Morrison, Edna   | 53-05-31-301-142.000-004 |        | 3               | N  | \$ -                    | \$ -                    | \$ -                           | \$ -                       | \$ -                     | \$ 189.99                | \$ -                            | \$ 189.99                   | \$ 189.99                            |
| Tullar, John   | 53-05-31-301-158.000-004 |        | 3               | N  | \$ -                    | \$ -                    | \$ -                           | \$ -                       | \$ -                     | \$ -                     | \$ -                            | \$ -                        | \$ -                                 |
| Houghtelin, John C   | 53-05-31-301-089.000-004 |        | 3               | N  | \$ -                    | \$ -                    | \$ -                           | \$ -                       | \$ -                     | \$ -                     | \$ -                            | \$ -                        | \$ -                                 |
| Megnin, Donna & Milroy, Donna                                | 53-05-31-301-153.000-004 |        | 3               | N  | \$ -                    | \$ -                    | \$ -                           | \$ -                       | \$ -                     | \$ -                     | \$ -                            | \$ -                        | \$ -                                 |
| Goble Family Trust   | 53-05-31-301-199.000-004 |        | 3               | N  | \$ -                    | \$ -                    | \$ -                           | \$ -                       | \$ 15.92                 | \$ -                     | \$ -                            | \$ 15.92                    | \$ 15.92                             |

# City of Bloomington



## Area #4: Central Island Annexation Area - Circuit Breaker Impacts Analysis

| Owner Name   | Parcel #                 | Waiver | Annexation Area | AG | Pre-Annex 1% CB Credits | Pre-Annex 2% CB Credits | Pre-Annex 65 & Over CB Credits | Pre-Annex Total CB Credits | Post-Annex 1% CB Credits | Post-Annex 2% CB Credits | Post-Annex 65 & Over CB Credits | Post-Annex Total CB Credits | Total Post-Annex CB Credits Increase |
|--|--------------------------|--------|-----------------|----|-------------------------|-------------------------|--------------------------------|----------------------------|--------------------------|--------------------------|---------------------------------|-----------------------------|--------------------------------------|
| Pless, Beth E  | 53-08-06-102-007.000-008 |        | 4               | N  | \$ -                    | \$ -                    | \$ -                           | \$ -                       | \$ -                     | \$ -                     | \$ -                            | \$ -                        | \$ -                                 |
| McAlear, Patrick K   | 53-08-06-100-011.000-008 |        | 4               | N  | \$ -                    | \$ -                    | \$ -                           | \$ -                       | \$ -                     | \$ -                     | \$ -                            | \$ -                        | \$ -                                 |
| Haberman, David & Haberman-Ducey, Meagan   | 53-08-06-100-023.000-008 |        | 4               | N  | \$ -                    | \$ -                    | \$ -                           | \$ -                       | \$ -                     | \$ -                     | \$ -                            | \$ -                        | \$ -                                 |
| Foster, James M & Marileigh H  | 53-08-06-100-096.000-008 |        | 4               | N  | \$ -                    | \$ -                    | \$ -                           | \$ -                       | \$ 12.72                 | \$ -                     | \$ -                            | \$ 12.72                    | \$ 12.72                             |
| May, Jessica Amber   | 53-08-06-102-028.000-008 |        | 4               | N  | \$ -                    | \$ -                    | \$ -                           | \$ -                       | \$ -                     | \$ -                     | \$ -                            | \$ -                        | \$ -                                 |
| Brinegar, James I. & Barbara L   | 53-08-06-102-031.000-008 |        | 4               | N  | \$ -                    | \$ -                    | \$ 572.00                      | \$ 572.00                  | \$ -                     | \$ -                     | \$ 1,030.23                     | \$ 1,030.23                 | \$ 458.23                            |
| Davis, Jerry L   | 53-08-06-102-011.000-008 |        | 4               | N  | \$ -                    | \$ -                    | \$ -                           | \$ -                       | \$ -                     | \$ -                     | \$ -                            | \$ -                        | \$ -                                 |
| Combs, James A.  | 53-08-06-102-010.000-008 |        | 4               | N  | \$ -                    | \$ -                    | \$ -                           | \$ -                       | \$ -                     | \$ -                     | \$ -                            | \$ -                        | \$ -                                 |
| Koepfen, Julie L   | 53-08-06-100-037.000-008 |        | 4               | N  | \$ -                    | \$ -                    | \$ -                           | \$ -                       | \$ -                     | \$ 291.08                | \$ -                            | \$ 291.08                   | \$ 291.08                            |
| Burket, Mark C & Deborah J   | 53-08-06-100-072.000-008 | 2488   | 4               | N  | \$ -                    | \$ -                    | \$ -                           | \$ -                       | \$ 295.08                | \$ -                     | \$ -                            | \$ 295.08                   | \$ 295.08                            |
| LTB Properties LLC   | 53-08-06-100-043.000-008 |        | 4               | N  | \$ -                    | \$ -                    | \$ -                           | \$ -                       | \$ -                     | \$ 172.66                | \$ -                            | \$ 172.66                   | \$ 172.66                            |
| LTB Properties LLC   | 53-08-06-100-079.000-008 |        | 4               | N  | \$ -                    | \$ -                    | \$ -                           | \$ -                       | \$ -                     | \$ -                     | \$ -                            | \$ -                        | \$ -                                 |
| Saunders, Mark Vincent   | 53-08-06-100-024.000-008 |        | 4               | N  | \$ -                    | \$ -                    | \$ 571.00                      | \$ 571.00                  | \$ -                     | \$ -                     | \$ -                            | \$ -                        | \$ (571.00)                          |
| Brinegar, Erika Leigh  | 53-08-06-105-004.000-008 |        | 4               | N  | \$ -                    | \$ -                    | \$ -                           | \$ -                       | \$ -                     | \$ -                     | \$ -                            | \$ -                        | \$ -                                 |
| Rahn, Patsy B  | 53-08-06-100-064.000-008 |        | 4               | N  | \$ -                    | \$ -                    | \$ -                           | \$ -                       | \$ -                     | \$ -                     | \$ -                            | \$ -                        | \$ -                                 |
| Schweikhardt, Frank & Sarah  | 53-08-06-100-066.000-008 |        | 4               | N  | \$ -                    | \$ -                    | \$ -                           | \$ -                       | \$ -                     | \$ -                     | \$ -                            | \$ -                        | \$ -                                 |
| Meyerhoffer, Erik J  | 53-08-06-100-061.000-008 |        | 4               | N  | \$ -                    | \$ -                    | \$ -                           | \$ -                       | \$ -                     | \$ -                     | \$ -                            | \$ -                        | \$ -                                 |
| Rose, William S & Colleen M  | 53-08-06-100-097.000-008 |        | 4               | N  | \$ -                    | \$ -                    | \$ -                           | \$ -                       | \$ -                     | \$ -                     | \$ -                            | \$ -                        | \$ -                                 |
| Morning, Jordan T & Makayla L  | 53-08-06-102-002.000-008 |        | 4               | N  | \$ -                    | \$ -                    | \$ -                           | \$ -                       | \$ -                     | \$ -                     | \$ -                            | \$ -                        | \$ -                                 |
| Shine, Donald G & Virginia A   | 53-08-06-100-016.000-008 |        | 4               | N  | \$ -                    | \$ -                    | \$ -                           | \$ -                       | \$ -                     | \$ -                     | \$ -                            | \$ -                        | \$ -                                 |
| Prewitt, Dwight & Esther E Joint Recovable Trust                                 | 53-08-06-102-004.000-008 |        | 4               | N  | \$ -                    | \$ -                    | \$ -                           | \$ -                       | \$ -                     | \$ 171.99                | \$ -                            | \$ 171.99                   | \$ 171.99                            |
| Ryan, Robert L. & Betty  | 53-08-06-102-015.000-008 |        | 4               | N  | \$ -                    | \$ -                    | \$ -                           | \$ -                       | \$ -                     | \$ -                     | \$ -                            | \$ -                        | \$ -                                 |
| Ryan, Robert L. & Betty L.   | 53-08-06-102-019.000-008 |        | 4               | N  | \$ -                    | \$ -                    | \$ -                           | \$ -                       | \$ -                     | \$ -                     | \$ -                            | \$ -                        | \$ -                                 |
| Ryan, Robert Lewis & Betty Lou   | 53-08-06-102-013.000-008 |        | 4               | N  | \$ -                    | \$ -                    | \$ -                           | \$ -                       | \$ -                     | \$ -                     | \$ -                            | \$ -                        | \$ -                                 |
| Koepfen, Julie L   | 53-08-06-102-014.000-008 |        | 4               | N  | \$ -                    | \$ -                    | \$ -                           | \$ -                       | \$ -                     | \$ 238.60                | \$ -                            | \$ 238.60                   | \$ 238.60                            |
| Pilgrim Holiness Church, Trustees Of   | 53-08-06-102-017.000-008 |        | 4               | N  | \$ -                    | \$ -                    | \$ -                           | \$ -                       | \$ -                     | \$ 305.41                | \$ -                            | \$ 305.41                   | \$ 305.41                            |
| Koepfen, Julie L   | 53-08-06-102-022.000-008 |        | 4               | N  | \$ -                    | \$ -                    | \$ -                           | \$ -                       | \$ -                     | \$ 40.05                 | \$ -                            | \$ 40.05                    | \$ 40.05                             |
| Scott, Gloria F  | 53-08-06-100-012.000-008 |        | 4               | N  | \$ -                    | \$ -                    | \$ 151.00                      | \$ 151.00                  | \$ -                     | \$ -                     | \$ 267.37                       | \$ 267.37                   | \$ 116.37                            |
| Koop, Eithel Delores   | 53-08-06-100-006.000-008 |        | 4               | N  | \$ -                    | \$ -                    | \$ -                           | \$ -                       | \$ -                     | \$ -                     | \$ -                            | \$ -                        | \$ -                                 |
| Ayers, Roger L & Dorothy L Borders   | 53-08-06-100-067.000-008 | 1701   | 4               | N  | \$ -                    | \$ -                    | \$ -                           | \$ -                       | \$ -                     | \$ -                     | \$ -                            | \$ -                        | \$ -                                 |
| Nahas, Adam M & Nahas, Roberta C   | 53-08-06-102-006.000-008 |        | 4               | N  | \$ -                    | \$ -                    | \$ -                           | \$ -                       | \$ -                     | \$ -                     | \$ -                            | \$ -                        | \$ -                                 |
| Wagoner, Scott H & Hood-Wagoner, Deana L   | 53-08-06-100-098.000-008 |        | 4               | N  | \$ -                    | \$ -                    | \$ -                           | \$ -                       | \$ 327.16                | \$ -                     | \$ -                            | \$ 327.16                   | \$ 327.16                            |
| Webb, Twylla   | 53-08-06-100-059.000-008 |        | 4               | N  | \$ -                    | \$ -                    | \$ -                           | \$ -                       | \$ -                     | \$ 313.21                | \$ -                            | \$ 313.21                   | \$ 313.21                            |
| Bertin, Amber N  | 53-08-06-102-008.000-008 |        | 4               | N  | \$ -                    | \$ -                    | \$ -                           | \$ -                       | \$ -                     | \$ -                     | \$ -                            | \$ -                        | \$ -                                 |
| Michael, Stephanie N   | 53-08-06-102-001.000-008 |        | 4               | N  | \$ -                    | \$ -                    | \$ -                           | \$ -                       | \$ -                     | \$ -                     | \$ -                            | \$ -                        | \$ -                                 |
| Hazel, Lawrence J Jr & Hazel, Teresa   | 53-08-06-102-026.000-008 |        | 4               | N  | \$ -                    | \$ -                    | \$ -                           | \$ -                       | \$ -                     | \$ -                     | \$ -                            | \$ -                        | \$ -                                 |
| Leach, Steven F  | 53-08-06-102-016.000-008 |        | 4               | N  | \$ -                    | \$ -                    | \$ -                           | \$ -                       | \$ -                     | \$ 137.85                | \$ -                            | \$ 137.85                   | \$ 137.85                            |
| Peay, Lisa A   | 53-08-06-102-021.000-008 |        | 4               | N  | \$ -                    | \$ -                    | \$ -                           | \$ -                       | \$ -                     | \$ -                     | \$ -                            | \$ -                        | \$ -                                 |
| Wright, Robert James Living Trust (50% interest); Wright, Pamela Jean Living Tru | 53-08-06-104-124.000-008 |        | 4               | N  | \$ -                    | \$ -                    | \$ -                           | \$ -                       | \$ -                     | \$ 198.76                | \$ -                            | \$ 198.76                   | \$ 198.76                            |
| Cowden, Donald L Revocable Trust   | 53-08-06-104-051.000-008 |        | 4               | N  | \$ -                    | \$ -                    | \$ -                           | \$ -                       | \$ -                     | \$ -                     | \$ -                            | \$ -                        | \$ -                                 |

# City of Bloomington



## Area #4: Central Island Annexation Area - Circuit Breaker Impacts Analysis

| Owner Name   | Parcel #                 | Waiver | Annexation Area | AG | Pre-Annex 1% CB Credits | Pre-Annex 2% CB Credits | Pre-Annex 65 & Over CB Credits | Pre-Annex Total CB Credits | Post-Annex 1% CB Credits | Post-Annex 2% CB Credits | Post-Annex 65 & Over CB Credits | Post-Annex Total CB Credits | Total Post-Annex CB Credits Increase |
|--|--------------------------|--------|-----------------|----|-------------------------|-------------------------|--------------------------------|----------------------------|--------------------------|--------------------------|---------------------------------|-----------------------------|--------------------------------------|
| Nelson, Japeth & Ashlee (1/2 interest); Eller, Ronald L (1/2 interest) | 53-08-06-104-048.000-008 | 2123   | 4               | N  | \$ -                    | \$ -                    | \$ -                           | \$ -                       | \$ -                     | \$ -                     | \$ -                            | \$ -                        | \$ -                                 |
| Beauchamp, Erica   | 53-08-06-104-096.000-008 |        | 4               | N  | \$ -                    | \$ -                    | \$ -                           | \$ -                       | \$ -                     | \$ -                     | \$ -                            | \$ -                        | \$ -                                 |
| Enyiaku, Stephen I   | 53-08-06-104-119.000-008 |        | 4               | N  | \$ -                    | \$ -                    | \$ -                           | \$ -                       | \$ -                     | \$ -                     | \$ 537.55                       | \$ 537.55                   | \$ 537.55                            |
| Oliphant, Erika L  | 53-08-06-104-092.000-008 |        | 4               | N  | \$ -                    | \$ -                    | \$ -                           | \$ -                       | \$ -                     | \$ -                     | \$ -                            | \$ -                        | \$ -                                 |
| Pennington, Stephen Lynn & Judith A                                    | 53-08-06-104-097.000-008 |        | 4               | N  | \$ -                    | \$ -                    | \$ -                           | \$ -                       | \$ -                     | \$ -                     | \$ -                            | \$ -                        | \$ -                                 |
| Kajii, George & Yoneko   | 53-08-06-104-049.000-008 |        | 4               | N  | \$ -                    | \$ -                    | \$ -                           | \$ -                       | \$ -                     | \$ 288.13                | \$ -                            | \$ 288.13                   | \$ 288.13                            |
| Cowden, Donald L Revocable Trust                                       | 53-08-06-104-050.000-008 |        | 4               | N  | \$ -                    | \$ -                    | \$ -                           | \$ -                       | \$ -                     | \$ -                     | \$ -                            | \$ -                        | \$ -                                 |
| Cloud, Jacqueline K  | 53-08-06-104-052.000-008 | 2374   | 4               | N  | \$ -                    | \$ -                    | \$ -                           | \$ -                       | \$ -                     | \$ -                     | \$ -                            | \$ -                        | \$ -                                 |
| Felling, Camilla E   | 53-08-06-104-123.000-008 | 2395   | 4               | N  | \$ -                    | \$ -                    | \$ -                           | \$ -                       | \$ -                     | \$ -                     | \$ -                            | \$ -                        | \$ -                                 |
| Hanna, Donald E Family Trust & Hanna, Virginia Carol Rev Liv Trust     | 53-08-06-104-100.000-008 |        | 4               | N  | \$ -                    | \$ -                    | \$ -                           | \$ -                       | \$ -                     | \$ -                     | \$ -                            | \$ -                        | \$ -                                 |
| Terry, Bethany G   | 53-08-06-104-099.000-008 | 2092   | 4               | N  | \$ -                    | \$ -                    | \$ -                           | \$ -                       | \$ -                     | \$ -                     | \$ -                            | \$ -                        | \$ -                                 |
| Erickson, John A   | 53-08-06-104-054.000-008 | 2445   | 4               | N  | \$ -                    | \$ -                    | \$ -                           | \$ -                       | \$ 30.52                 | \$ -                     | \$ -                            | \$ 30.52                    | \$ 30.52                             |
| Wallen, James; Defever, Elke   | 53-08-06-104-059.000-008 | 1497   | 4               | N  | \$ -                    | \$ -                    | \$ -                           | \$ -                       | \$ 46.24                 | \$ -                     | \$ -                            | \$ 46.24                    | \$ 46.24                             |
| Hodges, Regina R   | 53-08-06-104-098.000-008 |        | 4               | N  | \$ -                    | \$ -                    | \$ -                           | \$ -                       | \$ -                     | \$ -                     | \$ -                            | \$ -                        | \$ -                                 |
| Post, Paul R & Kristy W  | 53-08-06-104-094.000-008 | 2395   | 4               | N  | \$ -                    | \$ -                    | \$ -                           | \$ -                       | \$ -                     | \$ -                     | \$ -                            | \$ -                        | \$ -                                 |
| Warren, Sandra Lee   | 53-08-06-104-053.000-008 |        | 4               | N  | \$ -                    | \$ -                    | \$ -                           | \$ -                       | \$ -                     | \$ -                     | \$ -                            | \$ -                        | \$ -                                 |
| Reyes, Raymond & Rosanna Amantia                                       | 53-08-06-104-058.000-008 |        | 4               | N  | \$ -                    | \$ -                    | \$ -                           | \$ -                       | \$ -                     | \$ -                     | \$ -                            | \$ -                        | \$ -                                 |
| Brinson, Alexis  | 53-08-06-104-057.000-008 | 1421   | 4               | N  | \$ -                    | \$ -                    | \$ -                           | \$ -                       | \$ -                     | \$ -                     | \$ -                            | \$ -                        | \$ -                                 |
| Brackney, Susan M  | 53-08-06-102-023.000-008 |        | 4               | N  | \$ -                    | \$ -                    | \$ -                           | \$ -                       | \$ -                     | \$ -                     | \$ -                            | \$ -                        | \$ -                                 |
| Elaine, Joy  | 53-08-06-104-093.000-008 | 2105   | 4               | N  | \$ -                    | \$ -                    | \$ -                           | \$ -                       | \$ -                     | \$ -                     | \$ -                            | \$ -                        | \$ -                                 |
| Ruiz, Leslie C & Francisco D Lemus                                     | 53-08-06-104-122.000-008 |        | 4               | N  | \$ -                    | \$ -                    | \$ -                           | \$ -                       | \$ -                     | \$ -                     | \$ -                            | \$ -                        | \$ -                                 |
| Sowder, Rhoten K.  | 53-08-06-100-071.000-008 |        | 4               | N  | \$ -                    | \$ -                    | \$ -                           | \$ -                       | \$ -                     | \$ 246.39                | \$ -                            | \$ 246.39                   | \$ 246.39                            |
| Shady Acres Dev Corp   | 53-08-06-100-068.000-008 |        | 4               | N  | \$ -                    | \$ -                    | \$ -                           | \$ -                       | \$ -                     | \$ 2,660.20              | \$ -                            | \$ 2,660.20                 | \$ 2,660.20                          |
| Small, Donald E & Anita D  | 53-08-06-102-032.000-008 |        | 4               | N  | \$ -                    | \$ -                    | \$ -                           | \$ -                       | \$ -                     | \$ -                     | \$ -                            | \$ -                        | \$ -                                 |
| Ladd, Norman A, Pamela J & Ladd, Simon N                               | 53-08-06-105-001.000-008 |        | 4               | N  | \$ -                    | \$ -                    | \$ -                           | \$ -                       | \$ -                     | \$ 209.51                | \$ -                            | \$ 209.51                   | \$ 209.51                            |
| Ettinger, Miranda R  | 53-08-06-100-019.000-008 |        | 4               | N  | \$ -                    | \$ -                    | \$ -                           | \$ -                       | \$ -                     | \$ -                     | \$ -                            | \$ -                        | \$ -                                 |
| Bryan Rental Inc   | 53-08-06-100-027.000-008 | 1632   | 4               | N  | \$ -                    | \$ -                    | \$ -                           | \$ -                       | \$ -                     | \$ -                     | \$ -                            | \$ -                        | \$ -                                 |
| Doc-Premier Landmark MOBs LLC  | 53-08-06-100-027.001-008 | 1632   | 4               | N  | \$ -                    | \$ -                    | \$ -                           | \$ -                       | \$ -                     | \$ -                     | \$ -                            | \$ -                        | \$ -                                 |
| Cook, Andrew D & Daniela P   | 53-08-06-100-010.000-008 |        | 4               | N  | \$ -                    | \$ -                    | \$ -                           | \$ -                       | \$ -                     | \$ -                     | \$ -                            | \$ -                        | \$ -                                 |
| Moffet Properties LLC  | 53-08-06-100-034.000-008 |        | 4               | N  | \$ -                    | \$ -                    | \$ -                           | \$ -                       | \$ -                     | \$ 728.01                | \$ -                            | \$ 728.01                   | \$ 728.01                            |
| Leach, Steven F  | 53-08-06-102-009.000-008 |        | 4               | N  | \$ -                    | \$ -                    | \$ -                           | \$ -                       | \$ -                     | \$ -                     | \$ -                            | \$ -                        | \$ -                                 |
| Walker, Nina Irene & David R   | 53-08-06-100-026.000-008 |        | 4               | N  | \$ -                    | \$ -                    | \$ -                           | \$ -                       | \$ -                     | \$ -                     | \$ -                            | \$ -                        | \$ -                                 |
| Shuffitt, Arvine W & Patricia  | 53-08-06-100-040.000-008 |        | 4               | N  | \$ -                    | \$ -                    | \$ -                           | \$ -                       | \$ 381.19                | \$ -                     | \$ -                            | \$ 381.19                   | \$ 381.19                            |
| Rimrock Storage Bloomington LLC  | 53-08-06-100-089.000-008 |        | 4               | N  | \$ -                    | \$ -                    | \$ -                           | \$ -                       | \$ -                     | \$ -                     | \$ -                            | \$ -                        | \$ -                                 |
| Geyer, Zachary E   | 53-08-06-100-074.000-008 |        | 4               | N  | \$ -                    | \$ -                    | \$ -                           | \$ -                       | \$ -                     | \$ -                     | \$ -                            | \$ -                        | \$ -                                 |
| Ryan, Robert Louis & Betty Lou   | 53-08-06-100-069.000-008 |        | 4               | N  | \$ -                    | \$ -                    | \$ 734.00                      | \$ 734.00                  | \$ -                     | \$ -                     | \$ -                            | \$ -                        | \$ (734.00)                          |
| Rose, William S & Colleen M  | 53-08-06-106-002.000-008 |        | 4               | N  | \$ -                    | \$ -                    | \$ -                           | \$ -                       | \$ -                     | \$ -                     | \$ -                            | \$ -                        | \$ -                                 |
| Wamathai, William & Hilary Kanyi                                       | 53-08-06-106-001.000-008 | 1634   | 4               | N  | \$ -                    | \$ -                    | \$ -                           | \$ -                       | \$ -                     | \$ -                     | \$ -                            | \$ -                        | \$ -                                 |
| Rubeck, Kurt   | 53-08-06-106-003.000-008 |        | 4               | N  | \$ -                    | \$ -                    | \$ -                           | \$ -                       | \$ -                     | \$ 232.90                | \$ -                            | \$ 232.90                   | \$ 232.90                            |
| Kline, Dorothy & Keith   | 53-08-06-107-003.000-008 |        | 4               | N  | \$ -                    | \$ -                    | \$ -                           | \$ -                       | \$ -                     | \$ -                     | \$ -                            | \$ -                        | \$ -                                 |
| Goehl, Spencer; Williams, Heather                                      | 53-08-06-107-001.000-008 |        | 4               | N  | \$ -                    | \$ -                    | \$ -                           | \$ -                       | \$ -                     | \$ -                     | \$ -                            | \$ -                        | \$ -                                 |
| Burnham, John Thomas   | 53-08-06-100-007.000-008 |        | 4               | N  | \$ -                    | \$ -                    | \$ -                           | \$ -                       | \$ -                     | \$ -                     | \$ -                            | \$ -                        | \$ -                                 |
| Shine, Donald G & Virginia A   | 53-08-06-100-002.000-008 | 2335   | 4               | N  | \$ -                    | \$ -                    | \$ -                           | \$ -                       | \$ -                     | \$ 287.92                | \$ -                            | \$ 287.92                   | \$ 287.92                            |
| Deischer, William Patton   | 53-08-06-100-005.000-008 |        | 4               | N  | \$ -                    | \$ -                    | \$ -                           | \$ -                       | \$ 85.57                 | \$ -                     | \$ -                            | \$ 85.57                    | \$ 85.57                             |

# City of Bloomington



## Area #4: Central Island Annexation Area - Circuit Breaker Impacts Analysis

| Owner Name                       | Parcel #                 | Waiver | Annexation Area | AG | Pre-Annex 1% CB Credits | Pre-Annex 2% CB Credits | Pre-Annex 65 & Over CB Credits | Pre-Annex Total CB Credits | Post-Annex 1% CB Credits | Post-Annex 2% CB Credits | Post-Annex 65 & Over CB Credits | Post-Annex Total CB Credits | Total Post-Annex CB Credits Increase |
|----------------------------------|--------------------------|--------|-----------------|----|-------------------------|-------------------------|--------------------------------|----------------------------|--------------------------|--------------------------|---------------------------------|-----------------------------|--------------------------------------|
| C & S Inc                        | 53-08-06-104-117.000-008 |        | 4               | N  | \$ -                    | \$ -                    | \$ -                           | \$ -                       | \$ -                     | \$ -                     | \$ -                            | \$ -                        | \$ -                                 |
| Rimrock Storage Bloomington LLC  | 53-08-06-100-080.000-008 |        | 4               | N  | \$ -                    | \$ -                    | \$ -                           | \$ -                       | \$ -                     | \$ -                     | \$ -                            | \$ -                        | \$ -                                 |
| Sipes, Anthony D                 | 53-08-06-100-031.000-008 | 2277   | 4               | N  | \$ -                    | \$ -                    | \$ -                           | \$ -                       | \$ -                     | \$ -                     | \$ -                            | \$ -                        | \$ -                                 |
| Brinegar, Ronald E. & Deloris A. | 53-08-06-102-003.000-008 | 2465   | 4               | N  | \$ -                    | \$ -                    | \$ -                           | \$ -                       | \$ -                     | \$ 201.29                | \$ -                            | \$ 201.29                   | \$ 201.29                            |
| Shine, Donald G & Virginia A     | 53-08-06-100-046.000-008 | 2337   | 4               | N  | \$ -                    | \$ -                    | \$ -                           | \$ -                       | \$ -                     | \$ 252.30                | \$ -                            | \$ 252.30                   | \$ 252.30                            |
| Patton, Michael D. Sr.           | 53-08-06-100-073.000-008 |        | 4               | N  | \$ -                    | \$ -                    | \$ -                           | \$ -                       | \$ 53.69                 | \$ -                     | \$ -                            | \$ 53.69                    | \$ 53.69                             |
| Leseure, James C                 | 53-08-06-102-018.000-008 |        | 4               | N  | \$ -                    | \$ -                    | \$ -                           | \$ -                       | \$ -                     | \$ -                     | \$ -                            | \$ -                        | \$ -                                 |
| Young, David E Trust             | 53-08-06-100-001.000-008 |        | 4               | N  | \$ -                    | \$ -                    | \$ -                           | \$ -                       | \$ -                     | \$ 213.93                | \$ -                            | \$ 213.93                   | \$ 213.93                            |
| Howard, Rhiannon E & Preston A   | 53-08-06-102-027.000-008 |        | 4               | N  | \$ -                    | \$ -                    | \$ -                           | \$ -                       | \$ -                     | \$ -                     | \$ -                            | \$ -                        | \$ -                                 |
| C & S Inc                        | 53-08-06-104-055.000-008 | 1856   | 4               | N  | \$ -                    | \$ -                    | \$ -                           | \$ -                       | \$ -                     | \$ -                     | \$ -                            | \$ -                        | \$ -                                 |
| Young, David E Trust             | 53-08-06-100-003.000-008 |        | 4               | N  | \$ -                    | \$ -                    | \$ -                           | \$ -                       | \$ -                     | \$ 679.74                | \$ -                            | \$ 679.74                   | \$ 679.74                            |
| Davis, Jerry Lee & Brenda        | 53-08-06-102-030.000-008 |        | 4               | N  | \$ -                    | \$ -                    | \$ 365.00                      | \$ 365.00                  | \$ -                     | \$ -                     | \$ 647.56                       | \$ 647.56                   | \$ 282.56                            |
| Padgett, Emilie                  | 53-08-06-100-063.000-008 |        | 4               | N  | \$ -                    | \$ -                    | \$ -                           | \$ -                       | \$ 22.24                 | \$ -                     | \$ -                            | \$ 22.24                    | \$ 22.24                             |
| CJ Satellite LLC                 | 53-08-06-100-017.000-008 |        | 4               | N  | \$ -                    | \$ -                    | \$ -                           | \$ -                       | \$ -                     | \$ 329.86                | \$ -                            | \$ 329.86                   | \$ 329.86                            |
| Lewis, Gerald                    | 53-08-06-100-086.000-008 |        | 4               | N  | \$ -                    | \$ -                    | \$ -                           | \$ -                       | \$ -                     | \$ -                     | \$ -                            | \$ -                        | \$ -                                 |
| Norton, Janell E                 | 53-08-06-102-029.000-008 |        | 4               | N  | \$ -                    | \$ -                    | \$ -                           | \$ -                       | \$ -                     | \$ -                     | \$ 490.47                       | \$ 490.47                   | \$ 490.47                            |
| Spicer Rentals LLC               | 53-08-06-102-005.000-008 |        | 4               | N  | \$ -                    | \$ -                    | \$ -                           | \$ -                       | \$ -                     | \$ 196.23                | \$ -                            | \$ 196.23                   | \$ 196.23                            |
| Brinegar, Ronald E & Deloris A   | 53-08-06-105-005.000-008 |        | 4               | N  | \$ -                    | \$ -                    | \$ -                           | \$ -                       | \$ -                     | \$ -                     | \$ -                            | \$ -                        | \$ -                                 |
| Taylor, Anthony I.               | 53-08-06-100-015.000-008 |        | 4               | N  | \$ -                    | \$ -                    | \$ -                           | \$ -                       | \$ -                     | \$ -                     | \$ -                            | \$ -                        | \$ -                                 |



# City of Bloomington

## Area #5: South Island Annexation Area - Circuit Breaker Impacts Analysis



| Owner Name                                  | Parcel #                 | Waiver | Annexation Area | AG | Pre-Annex 1% CB Credits | Pre-Annex 2% CB Credits | Pre-Annex 65 & Over CB Credits | Pre-Annex Total CB Credits | Post-Annex 1% CB Credits | Post-Annex 2% CB Credits | Post-Annex 65 & Over CB Credits | Post-Annex Total CB Credits | Total Post-Annex CB Credits Increase |
|---|--------------------------|--------|-----------------|----|-------------------------|-------------------------|--------------------------------|----------------------------|--------------------------|--------------------------|---------------------------------|-----------------------------|--------------------------------------|
| Bland, Gary & Janice                        | 53-08-06-104-028.000-008 | 1664   | 5               | N  | \$ -                    | \$ -                    | \$ -                           | \$ -                       | \$ -                     | \$ 180.42                | \$ -                            | \$ 180.42                   | \$ 180.42                            |
| Hunter Bloomington Properties LLC           | 53-08-06-104-006.000-008 |        | 5               | N  | \$ -                    | \$ -                    | \$ -                           | \$ -                       | \$ -                     | \$ 382.76                | \$ -                            | \$ 382.76                   | \$ 382.76                            |
| Hunter Bloomington Properties LLC           | 53-08-06-104-074.000-008 |        | 5               | N  | \$ -                    | \$ -                    | \$ -                           | \$ -                       | \$ -                     | \$ -                     | \$ -                            | \$ -                        | \$ -                                 |
| Rogers, J. Aaron                            | 53-08-06-104-031.000-008 | 2198   | 5               | N  | \$ -                    | \$ -                    | \$ -                           | \$ -                       | \$ -                     | \$ -                     | \$ -                            | \$ -                        | \$ -                                 |
| Byers, Susan M                              | 53-08-07-200-008.000-008 |        | 5               | N  | \$ -                    | \$ -                    | \$ -                           | \$ -                       | \$ -                     | \$ -                     | \$ -                            | \$ -                        | \$ -                                 |
| Furnish, Mark A & Jiayin                    | 53-08-07-200-027.000-008 |        | 5               | N  | \$ -                    | \$ -                    | \$ -                           | \$ -                       | \$ 122.01                | \$ -                     | \$ -                            | \$ 122.01                   | \$ 122.01                            |
| Woods, James O & Christine M                | 53-08-06-104-030.000-008 | 2289   | 5               | N  | \$ -                    | \$ -                    | \$ -                           | \$ -                       | \$ 323.65                | \$ -                     | \$ -                            | \$ 323.65                   | \$ 323.65                            |
| Clark, Adam W & Amber D                     | 53-08-06-104-073.000-008 |        | 5               | N  | \$ -                    | \$ -                    | \$ -                           | \$ -                       | \$ -                     | \$ -                     | \$ -                            | \$ -                        | \$ -                                 |
| Scott, Rebecca J                            | 53-08-05-300-020.000-008 |        | 5               | N  | \$ -                    | \$ -                    | \$ -                           | \$ -                       | \$ -                     | \$ 335.55                | \$ -                            | \$ 335.55                   | \$ 335.55                            |
| Brand, Becky Jean                           | 53-08-07-200-028.000-008 |        | 5               | N  | \$ -                    | \$ -                    | \$ -                           | \$ -                       | \$ -                     | \$ -                     | \$ -                            | \$ -                        | \$ -                                 |
| Lewis, Shawn R                              | 53-08-07-200-021.000-008 | 1657   | 5               | N  | \$ -                    | \$ -                    | \$ -                           | \$ -                       | \$ -                     | \$ -                     | \$ -                            | \$ -                        | \$ -                                 |
| McQueen, Eric G & Julie A                   | 53-08-07-200-054.000-008 |        | 5               | N  | \$ -                    | \$ -                    | \$ -                           | \$ -                       | \$ -                     | \$ -                     | \$ -                            | \$ -                        | \$ -                                 |
| Sowder, Rhoten                              | 53-08-06-300-009.000-008 |        | 5               | N  | \$ -                    | \$ -                    | \$ -                           | \$ -                       | \$ -                     | \$ 317.00                | \$ -                            | \$ 317.00                   | \$ 317.00                            |
| Sowder, Rhoten                              | 53-08-07-200-047.000-008 |        | 5               | N  | \$ -                    | \$ -                    | \$ -                           | \$ -                       | \$ -                     | \$ -                     | \$ -                            | \$ -                        | \$ -                                 |
| Raney, Cheryl Lynn                          | 53-08-06-300-012.000-008 | 2326   | 5               | N  | \$ -                    | \$ -                    | \$ -                           | \$ -                       | \$ -                     | \$ -                     | \$ -                            | \$ -                        | \$ -                                 |
| Wr, Rentals                                 | 53-08-06-404-004.000-008 |        | 5               | N  | \$ -                    | \$ -                    | \$ -                           | \$ -                       | \$ -                     | \$ -                     | \$ -                            | \$ -                        | \$ -                                 |
| Pelican Property Services LLC               | 53-08-06-404-003.000-008 |        | 5               | N  | \$ -                    | \$ -                    | \$ -                           | \$ -                       | \$ -                     | \$ 173.68                | \$ -                            | \$ 173.68                   | \$ 173.68                            |
| Snyder, Jill                                | 53-08-06-404-002.000-008 | 2516   | 5               | N  | \$ -                    | \$ -                    | \$ -                           | \$ -                       | \$ -                     | \$ 150.70                | \$ -                            | \$ 150.70                   | \$ 150.70                            |
| Scott, Rebecca J                            | 53-08-05-300-007.000-008 |        | 5               | N  | \$ -                    | \$ -                    | \$ -                           | \$ -                       | \$ 137.34                | \$ -                     | \$ -                            | \$ 137.34                   | \$ 137.34                            |
| Royer, Robert E & Suzanne R                 | 53-08-06-300-008.000-008 |        | 5               | N  | \$ -                    | \$ -                    | \$ -                           | \$ -                       | \$ 49.97                 | \$ -                     | \$ -                            | \$ 49.97                    | \$ 49.97                             |
| Smith, D W Family Trust                     | 53-08-06-300-002.000-008 | 1106   | 5               | N  | \$ -                    | \$ -                    | \$ -                           | \$ -                       | \$ -                     | \$ -                     | \$ -                            | \$ -                        | \$ -                                 |
| Bullard, Emma E                             | 53-08-06-404-005.000-008 |        | 5               | N  | \$ -                    | \$ -                    | \$ -                           | \$ -                       | \$ -                     | \$ 285.30                | \$ -                            | \$ 285.30                   | \$ 285.30                            |
| Royer, Robert E                             | 53-08-06-300-010.000-008 | 2494   | 5               | N  | \$ -                    | \$ -                    | \$ -                           | \$ -                       | \$ -                     | \$ 181.05                | \$ -                            | \$ 181.05                   | \$ 181.05                            |
| Royer, Chas. O.                             | 53-08-06-300-003.000-008 |        | 5               | N  | \$ -                    | \$ -                    | \$ -                           | \$ -                       | \$ -                     | \$ -                     | \$ -                            | \$ -                        | \$ -                                 |
| City of Bloomington Board of Public Works   | 53-08-06-300-019.000-008 |        | 5               | N  | \$ -                    | \$ -                    | \$ -                           | \$ -                       | \$ -                     | \$ -                     | \$ -                            | \$ -                        | \$ -                                 |
| Woodard, Grant L; Freygang, Thea I          | 53-08-07-200-007.000-008 |        | 5               | N  | \$ -                    | \$ -                    | \$ -                           | \$ -                       | \$ 388.24                | \$ -                     | \$ -                            | \$ 388.24                   | \$ 388.24                            |
| Gunnels, Samuel; Bradburn, Sarah            | 53-08-07-200-032.000-008 |        | 5               | N  | \$ -                    | \$ -                    | \$ -                           | \$ -                       | \$ -                     | \$ -                     | \$ -                            | \$ -                        | \$ -                                 |
| Ausbrook, Michael K & Paluszkievicz, Ewa M  | 53-08-07-200-011.000-008 |        | 5               | N  | \$ -                    | \$ -                    | \$ -                           | \$ -                       | \$ -                     | \$ 298.67                | \$ -                            | \$ 298.67                   | \$ 298.67                            |
| Kannady, Jack H & Twila A                   | 53-08-07-200-004.000-008 |        | 5               | N  | \$ -                    | \$ -                    | \$ -                           | \$ -                       | \$ -                     | \$ -                     | \$ -                            | \$ -                        | \$ -                                 |
| Goodall, Bradley James & Jill               | 53-08-06-104-026.000-008 | 2281   | 5               | N  | \$ -                    | \$ -                    | \$ -                           | \$ -                       | \$ 21.40                 | \$ -                     | \$ -                            | \$ 21.40                    | \$ 21.40                             |
| McMillian, Jeffrey D & Deb                  | 53-08-06-104-115.000-008 |        | 5               | N  | \$ -                    | \$ -                    | \$ -                           | \$ -                       | \$ -                     | \$ 148.63                | \$ -                            | \$ 148.63                   | \$ 148.63                            |
| Hunter Bloomington Properties LLC           | 53-08-05-300-032.000-008 | 2067   | 5               | N  | \$ -                    | \$ -                    | \$ -                           | \$ -                       | \$ -                     | \$ 20,430.66             | \$ -                            | \$ 20,430.66                | \$ 20,430.66                         |
| Hunter Bloomington Properties LLC           | 53-08-05-300-030.000-008 | 2067   | 5               | N  | \$ -                    | \$ -                    | \$ -                           | \$ -                       | \$ -                     | \$ -                     | \$ -                            | \$ -                        | \$ -                                 |
| Board Of Commissioners Monroe County, The   | 53-08-06-104-126.000-008 |        | 5               | N  | \$ -                    | \$ -                    | \$ -                           | \$ -                       | \$ -                     | \$ -                     | \$ -                            | \$ -                        | \$ -                                 |
| State Of Indiana Dept Of National Resources | 53-08-07-200-045.000-009 |        | 5               | N  | \$ -                    | \$ -                    | \$ -                           | \$ -                       | \$ -                     | \$ -                     | \$ -                            | \$ -                        | \$ -                                 |
| Scott, Rebecca J                            | 53-08-06-104-004.000-008 |        | 5               | N  | \$ -                    | \$ -                    | \$ -                           | \$ -                       | \$ -                     | \$ 320.16                | \$ -                            | \$ 320.16                   | \$ 320.16                            |
| Hunter Bloomington Properties LLC           | 53-08-06-104-075.000-008 |        | 5               | N  | \$ -                    | \$ -                    | \$ -                           | \$ -                       | \$ -                     | \$ 256.30                | \$ -                            | \$ 256.30                   | \$ 256.30                            |
| Lee, David M & Kelly S                      | 53-08-06-104-077.000-008 |        | 5               | N  | \$ -                    | \$ -                    | \$ -                           | \$ -                       | \$ -                     | \$ -                     | \$ -                            | \$ -                        | \$ -                                 |
| Legacy Real Estate Group LLC                | 53-08-06-104-068.000-008 |        | 5               | N  | \$ -                    | \$ -                    | \$ -                           | \$ -                       | \$ -                     | \$ 235.86                | \$ -                            | \$ 235.86                   | \$ 235.86                            |
| Ward, Michael Blake & Karen Susanne         | 53-08-07-200-013.000-008 |        | 5               | N  | \$ -                    | \$ -                    | \$ -                           | \$ -                       | \$ 834.15                | \$ -                     | \$ -                            | \$ 834.15                   | \$ 834.15                            |

# City of Bloomington

## Area #5: South Island Annexation Area - Circuit Breaker Impacts Analysis



| Owner Name                                   | Parcel #                 | Waiver | Annexation Area | AG | Pre-Annex 1% CB Credits | Pre-Annex 2% CB Credits | Pre-Annex 65 & Over CB Credits | Pre-Annex Total CB Credits | Post-Annex 1% CB Credits | Post-Annex 2% CB Credits | Post-Annex 65 & Over CB Credits | Post-Annex Total CB Credits | Total Post-Annex CB Credits Increase |
|--|--------------------------|--------|-----------------|----|-------------------------|-------------------------|--------------------------------|----------------------------|--------------------------|--------------------------|---------------------------------|-----------------------------|--------------------------------------|
| Parks, Brenda                                | 53-08-07-200-043.000-008 |        | 5               | N  | \$ -                    | \$ -                    | \$ -                           | \$ -                       | \$ -                     | \$ -                     | \$ -                            | \$ -                        | \$ -                                 |
| Board Of Commissioners Monroe County, The    | 53-08-06-104-114.000-008 |        | 5               | N  | \$ -                    | \$ -                    | \$ -                           | \$ -                       | \$ -                     | \$ -                     | \$ -                            | \$ -                        | \$ -                                 |
| Justice, Noel D                              | 53-08-07-200-044.000-008 |        | 5               | N  | \$ -                    | \$ -                    | \$ -                           | \$ -                       | \$ 113.74                | \$ -                     | \$ -                            | \$ 113.74                   | \$ 113.74                            |
| He, Yuan                                     | 53-08-07-200-018.000-008 |        | 5               | N  | \$ -                    | \$ -                    | \$ -                           | \$ -                       | \$ -                     | \$ 382.34                | \$ -                            | \$ 382.34                   | \$ 382.34                            |
| Lawson, Floyd K & Rose                       | 53-08-07-200-053.000-008 | 2119   | 5               | N  | \$ -                    | \$ -                    | \$ -                           | \$ -                       | \$ 244.16                | \$ -                     | \$ -                            | \$ 244.16                   | \$ 244.16                            |
| McMillian, Jeffrey D & Deborah A             | 53-08-06-104-047.000-008 |        | 5               | N  | \$ -                    | \$ -                    | \$ -                           | \$ -                       | \$ 99.24                 | \$ -                     | \$ -                            | \$ 99.24                    | \$ 99.24                             |
| Hunter Bloomington Properties LLC            | 53-08-05-300-017.001-008 | 2120   | 5               | N  | \$ -                    | \$ -                    | \$ -                           | \$ -                       | \$ -                     | \$ 24,119.40             | \$ -                            | \$ 24,119.40                | \$ 24,119.40                         |
| Hunter Bloomington Properties LLC            | 53-08-05-300-017.002-008 | 2120   | 5               | N  | \$ -                    | \$ -                    | \$ -                           | \$ -                       | \$ -                     | \$ -                     | \$ -                            | \$ -                        | \$ -                                 |
| Hunter Bloomington Properties LLC            | 53-01-43-291-110.000-008 | 1655   | 5               | N  | \$ -                    | \$ -                    | \$ -                           | \$ -                       | \$ -                     | \$ 25,434.20             | \$ -                            | \$ 25,434.20                | \$ 25,434.20                         |
| H & L Spine LLC & Ramble on Properties LLC   | 53-01-43-291-120.000-008 | 1655   | 5               | N  | \$ -                    | \$ -                    | \$ -                           | \$ -                       | \$ -                     | \$ -                     | \$ -                            | \$ -                        | \$ -                                 |
| H & L Spine LLC                              | 53-08-07-101-006.021-008 | 1655   | 5               | N  | \$ -                    | \$ -                    | \$ -                           | \$ -                       | \$ -                     | \$ -                     | \$ -                            | \$ -                        | \$ -                                 |
| Ramble on Properties LLC                     | 53-08-07-101-006.022-008 | 1655   | 5               | N  | \$ -                    | \$ -                    | \$ -                           | \$ -                       | \$ -                     | \$ -                     | \$ -                            | \$ -                        | \$ -                                 |
| Joe Kemp Construction LLC                    | 53-08-07-101-001.000-008 |        | 5               | N  | \$ -                    | \$ -                    | \$ -                           | \$ -                       | \$ -                     | \$ -                     | \$ -                            | \$ -                        | \$ -                                 |
| Joe Kemp Construction LLC                    | 53-01-43-291-140.000-008 |        | 5               | N  | \$ -                    | \$ -                    | \$ -                           | \$ -                       | \$ -                     | \$ -                     | \$ -                            | \$ -                        | \$ -                                 |
| Hunter Bloomington Properties LLC            | 53-08-07-101-005.000-008 | 1655   | 5               | N  | \$ -                    | \$ -                    | \$ -                           | \$ -                       | \$ -                     | \$ 9,586.17              | \$ -                            | \$ 9,586.17                 | \$ 9,586.17                          |
| Wright, Anthony & Candice                    | 53-08-07-200-056.000-008 |        | 5               | N  | \$ -                    | \$ -                    | \$ -                           | \$ -                       | \$ -                     | \$ -                     | \$ -                            | \$ -                        | \$ -                                 |
| Gee, Ernest C. & Carolyn S.                  | 53-08-06-104-043.000-008 | 2285   | 5               | N  | \$ -                    | \$ -                    | \$ -                           | \$ -                       | \$ -                     | \$ -                     | \$ -                            | \$ -                        | \$ -                                 |
| Clendening, Michael Scott & Lori Ann         | 53-08-06-104-044.000-008 | 2353   | 5               | N  | \$ -                    | \$ -                    | \$ -                           | \$ -                       | \$ -                     | \$ -                     | \$ -                            | \$ -                        | \$ -                                 |
| Morrow, Sheila D                             | 53-08-06-104-079.000-008 |        | 5               | N  | \$ -                    | \$ -                    | \$ -                           | \$ -                       | \$ 658.19                | \$ -                     | \$ -                            | \$ 658.19                   | \$ 658.19                            |
| Patterson, Doris G & Chambers, John R        | 53-08-06-104-002.000-008 |        | 5               | N  | \$ -                    | \$ -                    | \$ -                           | \$ -                       | \$ -                     | \$ 199.81                | \$ -                            | \$ 199.81                   | \$ 199.81                            |
| Patterson, Doris G & Chambers, John Robert   | 53-08-06-104-044.005-008 |        | 5               | N  | \$ -                    | \$ -                    | \$ -                           | \$ -                       | \$ -                     | \$ 253.14                | \$ -                            | \$ 253.14                   | \$ 253.14                            |
| Reynolds, Diana J McGuire; Howey, Patricia L | 53-08-06-104-064.000-008 |        | 5               | N  | \$ -                    | \$ -                    | \$ -                           | \$ -                       | \$ -                     | \$ 473.61                | \$ -                            | \$ 473.61                   | \$ 473.61                            |
| Hunter Bloomington Properties LLC            | 53-08-06-104-010.000-008 | 2026   | 5               | N  | \$ -                    | \$ -                    | \$ -                           | \$ -                       | \$ -                     | \$ 2,971.48              | \$ -                            | \$ 2,971.48                 | \$ 2,971.48                          |
| Hunter Bloomington Properties LLC            | 53-08-06-104-104.000-008 | 2026   | 5               | N  | \$ -                    | \$ -                    | \$ -                           | \$ -                       | \$ -                     | \$ 2,964.10              | \$ -                            | \$ 2,964.10                 | \$ 2,964.10                          |
| Reinhold, Manjula                            | 53-08-06-104-020.000-008 |        | 5               | N  | \$ -                    | \$ -                    | \$ -                           | \$ -                       | \$ -                     | \$ 256.93                | \$ -                            | \$ 256.93                   | \$ 256.93                            |
| Reinhold, Manjula                            | 53-08-06-104-080.000-008 |        | 5               | N  | \$ -                    | \$ -                    | \$ -                           | \$ -                       | \$ -                     | \$ -                     | \$ -                            | \$ -                        | \$ -                                 |
| Knoble, Rachel M                             | 53-08-07-200-015.000-008 |        | 5               | N  | \$ -                    | \$ -                    | \$ -                           | \$ -                       | \$ -                     | \$ -                     | \$ -                            | \$ -                        | \$ -                                 |
| Horton, Chester Dale & Loretta               | 53-08-07-200-006.000-008 |        | 5               | N  | \$ -                    | \$ -                    | \$ -                           | \$ -                       | \$ -                     | \$ 145.22                | \$ -                            | \$ 145.22                   | \$ 145.22                            |
| Woodard, Grant L; Freygang, Thea I           | 53-08-07-200-002.000-008 |        | 5               | N  | \$ -                    | \$ -                    | \$ -                           | \$ -                       | \$ -                     | \$ -                     | \$ -                            | \$ -                        | \$ -                                 |
| Wright, Hubert R & Mary C                    | 53-08-07-200-041.000-008 |        | 5               | N  | \$ -                    | \$ -                    | \$ -                           | \$ -                       | \$ -                     | \$ -                     | \$ -                            | \$ -                        | \$ -                                 |
| Staton, Caleb Michael                        | 53-08-07-200-016.000-008 |        | 5               | N  | \$ -                    | \$ -                    | \$ -                           | \$ -                       | \$ 50.79                 | \$ -                     | \$ -                            | \$ 50.79                    | \$ 50.79                             |
| Snyder, Jill                                 | 53-08-06-404-001.000-008 |        | 5               | N  | \$ -                    | \$ -                    | \$ -                           | \$ -                       | \$ -                     | \$ 147.33                | \$ -                            | \$ 147.33                   | \$ 147.33                            |
| Sowder, Rhoten                               | 53-08-06-300-005.000-008 |        | 5               | N  | \$ -                    | \$ -                    | \$ -                           | \$ -                       | \$ -                     | \$ 825.18                | \$ -                            | \$ 825.18                   | \$ 825.18                            |
| Kennedy, David B & April J                   | 53-08-07-200-024.000-008 | 1019   | 5               | N  | \$ -                    | \$ -                    | \$ -                           | \$ -                       | \$ -                     | \$ -                     | \$ -                            | \$ -                        | \$ -                                 |
| Wu, Theodore Ta Jen & Amy Frisa              | 53-08-06-104-021.000-008 | 2288   | 5               | N  | \$ -                    | \$ -                    | \$ -                           | \$ -                       | \$ 20.58                 | \$ -                     | \$ -                            | \$ 20.58                    | \$ 20.58                             |
| Parks, William E                             | 53-08-06-104-110.000-008 |        | 5               | N  | \$ -                    | \$ -                    | \$ -                           | \$ -                       | \$ -                     | \$ -                     | \$ -                            | \$ -                        | \$ -                                 |
| Parks, William E                             | 53-08-06-104-109.000-008 |        | 5               | N  | \$ -                    | \$ -                    | \$ -                           | \$ -                       | \$ -                     | \$ -                     | \$ -                            | \$ -                        | \$ -                                 |
| Lamb, Joseph J.                              | 53-08-06-104-101.000-008 |        | 5               | N  | \$ -                    | \$ -                    | \$ -                           | \$ -                       | \$ -                     | \$ -                     | \$ -                            | \$ -                        | \$ -                                 |

# City of Bloomington



## Area #5: South Island Annexation Area - Circuit Breaker Impacts Analysis

| Owner Name                            | Parcel #                 | Waiver | Annexation Area | AG | Pre-Annex 1% CB Credits | Pre-Annex 2% CB Credits | Pre-Annex 65 & Over CB Credits | Pre-Annex Total CB Credits | Post-Annex 1% CB Credits | Post-Annex 2% CB Credits | Post-Annex 65 & Over CB Credits | Post-Annex Total CB Credits | Total Post-Annex CB Credits Increase |
|---------------------------------------|--------------------------|--------|-----------------|----|-------------------------|-------------------------|--------------------------------|----------------------------|--------------------------|--------------------------|---------------------------------|-----------------------------|--------------------------------------|
| Hunter Bloomington Properties LLC     | 53-08-06-104-035.000-008 |        | 5               | N  | \$ -                    | \$ -                    | \$ -                           | \$ -                       | \$ -                     | \$ -                     | \$ -                            | \$ -                        | \$ -                                 |
| Freeman, Durward & Janice             | 53-08-06-104-107.000-008 | 2283   | 5               | N  | \$ -                    | \$ -                    | \$ -                           | \$ -                       | \$ -                     | \$ 90.42                 | \$ -                            | \$ 90.42                    | \$ 90.42                             |
| Scott, Robert & Tina                  | 53-08-06-104-014.000-008 | 2308   | 5               | N  | \$ -                    | \$ -                    | \$ -                           | \$ -                       | \$ -                     | \$ -                     | \$ -                            | \$ -                        | \$ -                                 |
| Lambe, Alan J & Kelly L               | 53-08-06-104-003.000-008 | 2310   | 5               | N  | \$ -                    | \$ -                    | \$ -                           | \$ -                       | \$ 311.22                | \$ -                     | \$ -                            | \$ 311.22                   | \$ 311.22                            |
| McMillian, Jeffrey D & Deborah A      | 53-08-06-104-042.000-008 |        | 5               | N  | \$ -                    | \$ -                    | \$ -                           | \$ -                       | \$ -                     | \$ -                     | \$ -                            | \$ -                        | \$ -                                 |
| Bettler, Manjula                      | 53-08-06-104-045.000-008 | 1371   | 5               | N  | \$ -                    | \$ -                    | \$ -                           | \$ -                       | \$ -                     | \$ 284.75                | \$ -                            | \$ 284.75                   | \$ 284.75                            |
| Hunter Bloomington Properties LLC     | 53-08-06-104-040.000-008 |        | 5               | N  | \$ -                    | \$ -                    | \$ -                           | \$ -                       | \$ -                     | \$ 17,670.16             | \$ -                            | \$ 17,670.16                | \$ 17,670.16                         |
| Hunter Bloomington Properties LLC     | 53-08-06-104-029.000-008 |        | 5               | N  | \$ -                    | \$ -                    | \$ -                           | \$ -                       | \$ -                     | \$ -                     | \$ -                            | \$ -                        | \$ -                                 |
| Legacy Real Estate Group LLC          | 53-08-06-104-070.000-008 |        | 5               | N  | \$ -                    | \$ -                    | \$ -                           | \$ -                       | \$ -                     | \$ 460.33                | \$ -                            | \$ 460.33                   | \$ 460.33                            |
| Curts, Natalie J                      | 53-08-06-104-022.000-008 |        | 5               | N  | \$ -                    | \$ -                    | \$ -                           | \$ -                       | \$ -                     | \$ -                     | \$ -                            | \$ -                        | \$ -                                 |
| Curts, Natalie J                      | 53-08-06-104-016.000-008 | 2350   | 5               | N  | \$ -                    | \$ -                    | \$ -                           | \$ -                       | \$ 352.46                | \$ -                     | \$ -                            | \$ 352.46                   | \$ 352.46                            |
| Smith, D W Family Trust               | 53-08-07-200-019.000-008 | 1106   | 5               | N  | \$ -                    | \$ -                    | \$ -                           | \$ -                       | \$ -                     | \$ -                     | \$ -                            | \$ -                        | \$ -                                 |
| Muncie Associates LLC                 | 53-08-06-104-069.000-008 |        | 5               | N  | \$ -                    | \$ -                    | \$ -                           | \$ -                       | \$ -                     | \$ -                     | \$ -                            | \$ -                        | \$ -                                 |
| Anderson, Kelly J                     | 53-08-06-104-067.000-008 | 2307   | 5               | N  | \$ -                    | \$ -                    | \$ -                           | \$ -                       | \$ -                     | \$ -                     | \$ -                            | \$ -                        | \$ -                                 |
| Teasley, Loyde W Jr & Schmidt, Amanda | 53-08-06-104-011.000-008 |        | 5               | N  | \$ -                    | \$ -                    | \$ -                           | \$ -                       | \$ -                     | \$ -                     | \$ -                            | \$ -                        | \$ -                                 |
| Williams, Maria D Carrasco            | 53-08-06-104-103.000-008 | 1609   | 5               | N  | \$ -                    | \$ -                    | \$ -                           | \$ -                       | \$ 152.65                | \$ -                     | \$ -                            | \$ 152.65                   | \$ 152.65                            |
| Stacombe, Lisa C.                     | 53-08-06-104-102.000-008 |        | 5               | N  | \$ -                    | \$ -                    | \$ -                           | \$ -                       | \$ -                     | \$ -                     | \$ -                            | \$ -                        | \$ -                                 |
| Lamb, Christopher J                   | 53-08-06-104-065.000-008 |        | 5               | N  | \$ -                    | \$ -                    | \$ -                           | \$ -                       | \$ -                     | \$ -                     | \$ -                            | \$ -                        | \$ -                                 |
| Lambe, Kelby & Rebecca                | 53-08-06-104-012.000-008 |        | 5               | N  | \$ -                    | \$ -                    | \$ -                           | \$ -                       | \$ -                     | \$ -                     | \$ -                            | \$ -                        | \$ -                                 |
| Teasley, Loyde & Teasley, Tyler       | 53-08-06-104-008.000-008 |        | 5               | N  | \$ -                    | \$ -                    | \$ -                           | \$ -                       | \$ -                     | \$ -                     | \$ -                            | \$ -                        | \$ -                                 |
| Lambe, Kelby & Rebecca                | 53-08-06-104-027.000-008 |        | 5               | N  | \$ -                    | \$ -                    | \$ -                           | \$ -                       | \$ 831.16                | \$ -                     | \$ -                            | \$ 831.16                   | \$ 831.16                            |

# City of Bloomington

## Area #5: South Island Annexation Area - Circuit Breaker Impacts Analysis



| Owner Name                                  | Parcel #                 | Waiver | Annexation Area | AG | Pre-Annex 1% CB Credits | Pre-Annex 2% CB Credits | Pre-Annex 65 & Over CB Credits | Pre-Annex Total CB Credits | Post-Annex 1% CB Credits | Post-Annex 2% CB Credits | Post-Annex 65 & Over CB Credits | Post-Annex Total CB Credits | Total Post-Annex CB Credits Increase |
|---|--------------------------|--------|-----------------|----|-------------------------|-------------------------|--------------------------------|----------------------------|--------------------------|--------------------------|---------------------------------|-----------------------------|--------------------------------------|
| Bland, Gary L II & Teresa J                 | 53-08-06-104-025.000-008 |        | 5               | N  | \$ -                    | \$ -                    | \$ -                           | \$ -                       | \$ 655.29                | \$ -                     | \$ -                            | \$ 655.29                   | \$ 655.29                            |
| Stevens, John J                             | 53-08-06-104-112.000-008 |        | 5               | N  | \$ -                    | \$ -                    | \$ -                           | \$ -                       | \$ -                     | \$ -                     | \$ -                            | \$ -                        | \$ -                                 |
| Gerni, Jen L & Greer J                      | 53-08-06-104-076.000-008 |        | 5               | N  | \$ -                    | \$ -                    | \$ -                           | \$ -                       | \$ -                     | \$ -                     | \$ -                            | \$ -                        | \$ -                                 |
| Gee, E. Clair & Carolyn Sue                 | 53-08-06-104-019.000-008 |        | 5               | N  | \$ -                    | \$ -                    | \$ -                           | \$ -                       | \$ -                     | \$ -                     | \$ -                            | \$ -                        | \$ -                                 |
| Chambers, John R & Therese K                | 53-08-06-104-083.000-008 |        | 5               | N  | \$ -                    | \$ -                    | \$ -                           | \$ -                       | \$ -                     | \$ -                     | \$ -                            | \$ -                        | \$ -                                 |
| Almanza, Nancy Cecilia                      | 53-08-06-104-009.000-008 |        | 5               | N  | \$ -                    | \$ -                    | \$ -                           | \$ -                       | \$ -                     | \$ 156.60                | \$ -                            | \$ 156.60                   | \$ 156.60                            |
| Freeman, Durward Lee & Janice Helen         | 53-08-06-104-082.000-008 | 2283   | 5               | N  | \$ -                    | \$ -                    | \$ -                           | \$ -                       | \$ 74.41                 | \$ -                     | \$ -                            | \$ 74.41                    | \$ 74.41                             |
| Workman, Jeff L                             | 53-08-06-104-066.000-008 |        | 5               | N  | \$ -                    | \$ -                    | \$ -                           | \$ -                       | \$ -                     | \$ -                     | \$ -                            | \$ -                        | \$ -                                 |
| Parks, William E                            | 53-08-06-104-013.000-008 |        | 5               | N  | \$ -                    | \$ -                    | \$ -                           | \$ -                       | \$ -                     | \$ -                     | \$ -                            | \$ -                        | \$ -                                 |
| Parks, William E                            | 53-08-06-104-015.000-008 |        | 5               | N  | \$ -                    | \$ -                    | \$ -                           | \$ -                       | \$ -                     | \$ -                     | \$ -                            | \$ -                        | \$ -                                 |
| Hoagland, Matthew A & Jodi L                | 53-08-06-104-018.000-008 |        | 5               | N  | \$ -                    | \$ -                    | \$ -                           | \$ -                       | \$ 96.35                 | \$ -                     | \$ -                            | \$ 96.35                    | \$ 96.35                             |
| Needy, Linda L                              | 53-08-07-200-022.000-008 |        | 5               | N  | \$ -                    | \$ -                    | \$ -                           | \$ -                       | \$ -                     | \$ -                     | \$ -                            | \$ -                        | \$ -                                 |
| Ward, M Blake                               | 53-08-07-200-030.000-008 |        | 5               | N  | \$ -                    | \$ -                    | \$ -                           | \$ -                       | \$ -                     | \$ -                     | \$ -                            | \$ -                        | \$ -                                 |
| Franklin, Lee Ann                           | 53-08-07-200-035.000-008 | 1039   | 5               | N  | \$ -                    | \$ -                    | \$ -                           | \$ -                       | \$ -                     | \$ -                     | \$ -                            | \$ -                        | \$ -                                 |
| Beatty, Cynthia J                           | 53-08-05-300-010.000-008 |        | 5               | N  | \$ -                    | \$ -                    | \$ -                           | \$ -                       | \$ -                     | \$ 204.24                | \$ -                            | \$ 204.24                   | \$ 204.24                            |
| Freeman, Durward Lee & Janice Helen         | 53-08-06-104-108.000-008 | 2283   | 5               | N  | \$ -                    | \$ -                    | \$ -                           | \$ -                       | \$ -                     | \$ -                     | \$ -                            | \$ -                        | \$ -                                 |
| Clark, Amber D & Adam W                     | 53-08-06-104-106.000-008 |        | 5               | N  | \$ -                    | \$ -                    | \$ -                           | \$ -                       | \$ -                     | \$ -                     | \$ -                            | \$ -                        | \$ -                                 |
| Papesh, Jean J                              | 53-08-06-104-087.000-008 | 1362   | 5               | N  | \$ -                    | \$ -                    | \$ -                           | \$ -                       | \$ 35.89                 | \$ -                     | \$ -                            | \$ 35.89                    | \$ 35.89                             |
| Clendening, William E & Roberta A           | 53-08-06-104-024.000-008 |        | 5               | N  | \$ -                    | \$ -                    | \$ -                           | \$ -                       | \$ 127.39                | \$ -                     | \$ -                            | \$ 127.39                   | \$ 127.39                            |
| Patterson, Doris G & Chambers, John Robert  | 53-08-06-104-072.000-008 |        | 5               | N  | \$ -                    | \$ -                    | \$ -                           | \$ -                       | \$ 757.13                | \$ -                     | \$ -                            | \$ 757.13                   | \$ 757.13                            |
| LeSeure, Anna Marie                         | 53-08-05-300-034.000-008 |        | 5               | N  | \$ -                    | \$ -                    | \$ -                           | \$ -                       | \$ -                     | \$ 278.43                | \$ -                            | \$ 278.43                   | \$ 278.43                            |
| LeSeure, Anna M                             | 53-01-41-743-001.000-008 |        | 5               | N  | \$ -                    | \$ -                    | \$ -                           | \$ -                       | \$ 232.15                | \$ -                     | \$ -                            | \$ 232.15                   | \$ 232.15                            |
| Frick, Theodore Wayne & Kathleen Brophy     | 53-08-07-200-031.000-008 |        | 5               | N  | \$ -                    | \$ -                    | \$ -                           | \$ -                       | \$ 86.00                 | \$ -                     | \$ -                            | \$ 86.00                    | \$ 86.00                             |
| Stout, Sherry P                             | 53-08-07-200-023.000-008 |        | 5               | N  | \$ -                    | \$ -                    | \$ -                           | \$ -                       | \$ -                     | \$ 285.39                | \$ -                            | \$ 285.39                   | \$ 285.39                            |
| State Of Indiana Dept Of National Resources | 53-08-07-200-033.000-009 |        | 5               | N  | \$ -                    | \$ -                    | \$ -                           | \$ -                       | \$ -                     | \$ -                     | \$ -                            | \$ -                        | \$ -                                 |